

**TECHNICAL MANUAL**

**UNIT, DIRECT SUPPORT, AND GENERAL SUPPORT MAINTENANCE**

**REPAIR PARTS AND SPECIAL TOOLS LIST/  
ILLUSTRATED PARTS BREAKDOWN**

**(INCLUDING DEPOT MAINTENANCE REPAIR PARTS AND SPECIAL TOOLS)**

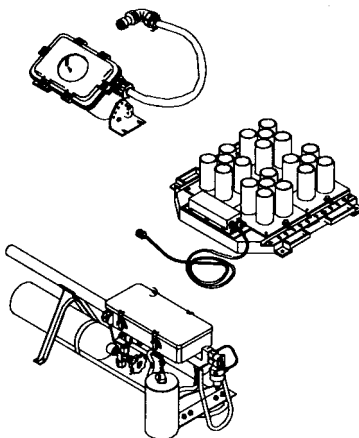
**FOR**

**ENHANCED REMOTED TARGET SYSTEM (ERETS)**

**SMALL ARMS MUZZLE FLASH SIMULATOR**  
(NSN 6920-01-146-3050) (PN 11829682)

**GUNFIRE SIMULATOR**  
(NSN 6920-01-333-2362) (PN 12725085-1)

**SMALL ARMS SOUND SIMULATOR**  
(NSN 6920-01-146-3046) (PN 11829734)



**DISTRIBUTION STATEMENT A** - Approved for public release; distribution is unlimited.

---

**HEADQUARTERS, DEPARTMENT OF THE ARMY**

**JUNE 1997**

TECHNICAL MANUAL  
UNIT, DIRECT SUPPORT, AND GENERAL SUPPORT MAINTENANCE  
REPAIR PARTS AND SPECIAL TOOLS LIST/  
ILLUSTRATED PARTS BREAKDOWN  
(INCLUDING DEPOT MAINTENANCE REPAIR PARTS AND SPECIAL TOOLS)  
FOR

**ENHANCED REMOTED TARGET SYSTEM (ERETS)**

**SMALL ARMS MUZZLE FLASH SIMULATOR**

(NSN 6920-01-146-3050) (PN 11829682)

**GUNFIRE SIMULATOR**

(NSN 6920-01-333-2362) (PN 12725085-1)

**SMALL ARMS SOUND SIMULATOR**

(NSN 6920-01-146-3046) (PN 11829734)

Current as of 31 January 1997

**REPORTING OF ERRORS AND RECOMMENDING IMPROVEMENTS**

You can help improve this manual. If you find any mistakes or if you know of a way to improve the procedures, please let us know. Mail your letter, DA Form 2028 (Recommended Changes to Publications and Blank Forms), or DA Form 2028-2 located in the back of this manual direct to: Director, Armament and Chemical Acquisition and Logistics Activity, ATTN: AMSTA-AC-NML, Rock Island, IL 61299-7630. A reply will be furnished you.

**DISTRIBUTION STATEMENT A** - Approved for public release; distribution is unlimited.

**HEADQUARTERS, DEPARTMENT OF THE ARMY**

**TABLE OF CONTENTS**

		Page	Illus/ Figure
<b>SECTION I</b>	<b>INTRODUCTION</b> .....	1	
<b>SECTION II</b>	<b>REPAIR PARTS LIST</b> .....	1-1	
<b>GROUP 00</b>	Simulator, Muzzle Flash (11829682) .....	1-1	1

TABLE OF CONTENTS - Continued

	Page	Illus/ Figure
<b>SECTION II REPAIR PARTS LIST- Continued</b>		
GROUP 001 Cover, Access (11829683).....	2-1	2
GROUP 002 Cable Assembly, Special (11829686) .....	3-1	3
GROUP 01 Simulator, Gunfire (12725085-1).....	4-1	4
0101 Gunfire Simulator (12725001-1).....	5-1	5
010101 Electronic Component (12725014-1) .....	6-1	6
01010101 Control panel Assembly (12725015-1).....	7-1	7
01010102 Housing Assembly (12725026-1).....	8-1	8
GROUP 02 Simulator, Sound, Small Arms (11829734).....	9-1	9
0201 Electronic Component (9353778-1) .....	10-1	10
020101 Wire, Bonding (9354093) .....	11-1	11
GROUP 99 Bulk .....	BULK-1	
<b>SECTION III SPECIAL TOOLS LIST</b> .....	I-1	
<b>SECTION IV CROSS-REFERENCE INDEXES</b> .....	I-1	
National Stock Number Index .....	I-1	
Part Number Index .....	I-3	

NOTE

This manual replaces TM9-6920-742-14&P-4, dated October 1986, TM9-6920-742-14&P-5, dated 7 July 1986, and TM9-6920-742-14&P-7, dated July 1986, which have been rescinded.

## SECTION I. INTRODUCTION

### 1 SCOPE.

This RPSTL/PB lists and authorizes spares and repair parts, special tools, special test, measurement, and diagnostic equipment (TMDE), and other special support equipment required for performance of unit maintenance, direct support, and general support maintenance of the Small Arms Muzzle Flash Simulator (MFS), Gunfire Simulator (ATKS), and Small Arms Sound Simulator (SASS). It authorizes the requisitioning, issue, and disposition of spares, repair parts, and special tools as indicated by the source, maintenance, and recoverability (SMR) codes.

### 2 GENERAL.

In addition to Section I, Introduction, this repair parts and special tools list/illustrated parts breakdown is divided into the following sections.

a. **Section II Repair Parts List.** A list of spares and repair parts authorized by this RPSTL/IPB for use in the performance of maintenance. This list also includes parts which must be removed for replacement of the authorized parts. Parts lists are composed of functional groups in ascending alphanumeric sequence, with the parts in each group listed in ascending figure and item number sequence. Bulk materials are listed by item name in FIG. BULK at the end of the section. Repair parts kits are listed separately in their own functional group within section II. Repair parts for the repairable special tools are also listed in this section.

b. **Section III Special Tools List.** A list of special tools, special TMDE, and other special support equipment authorized by this RPSTUIPB (as indicated by Basis of Issue (BOI) information in DESCRIPTION AND USABLE ON CODE (UOC) column) for the performance of maintenance.

c. **Section IV Cross-Reference Indexes.** A list, in national item identification number (NIIN) sequence, of all national stock number items appearing in the listings, followed by a list in alphanumeric sequence of all part numbers appearing in the list. National stock numbers and part numbers are cross-referenced to each illustration figure and item number appearance. This figure and item number index lists figure and item numbers in alphanumeric sequence and cross-references national stock numbers (NSN), commercial and government entity codes (CAGEC), and part numbers.

### 3 EXPLANATION OF COLUMNS (SECTIONS II AND III).

a. **ITEM NO. (Column (1)).** Indicates the number used to identify items called out in the illustration.

b. **SMR CODF (Column (2)).** The source, maintenance, and recoverability (SMR) code containing supply/requisitioning information, maintenance level authorization criteria, and disposition instruction, as shown in the following breakout:

Source Code	Maintenance Code	Recoverability Code
<u>XX</u>	<u>XX</u>	<u>X</u>
1st two positions How to get an item	3rd position Who can install, replace or use the item	4th position Who can do complete repair* on the item
		5th position Who determines disposition action on unserviceable items

\*Complete Repair. Maintenance, capacity, and authority to perform all corrective maintenance tasks of the Repair function in a use/user environment in order to restore serviceability to a failed item.

(1) **Source Code.** The source code tells you how you get an item needed for maintenance, repair, or overhaul of an end item/equipment. Explanations of source codes follow:

- Code:** PA  
**Definition:** Item procured and stocked for anticipated or known usage.
- Code:** PB  
**Definition:** Item procured and stocked for insurance purposes because essentially dictates that a minimum quantity be available in the supply systems.
- Code:** PC  
**Definition:** Item procured and stocked and which otherwise would be coded PA except that it is deteriorative in nature.
- Code:** PD  
**Definition:** Support item, excluding support equipment, procured for initial issue or outfitting and stocked only for subsequent or additional initial issues or outfittings. Not subject to automatic replenishment.
- Code:** PE  
**Definition:** Support equipment procured and stocked for initial issue or outfitting to specified maintenance repair activities.
- Code:** PF  
**Definition:** Support equipment which will not be stocked but which will be centrally procured on demand.
- Code:** PG  
**Definition:** Item procured and stocked to provide for sustained support for the life of the equipment. It is applied to an item peculiar to the equipment which, because of probable discontinuance or shutdown of production facilities, would prove uneconomical to reproduce at a later time.
- Code:** KD  
**Definition:** An item of a depot overhaul/repair kit and not purchased separately. Depot kit defined as a kit that provides items required at the time of overhaul or repair.

**Code:** KF

**Definition:** An item of a maintenance kit and not purchased separately. Maintenance kit defined as a kit that provides an item that can be replaced at unit or intermediate levels of maintenance.

**Code:** KB

**Definition:** Item included in both a depot overhaul/repair kit and a maintenance kit.

**Code:** MO

**Definition:** Item to be manufactured or fabricated at unit level.

**Code:** MF

**Definition:** Item to be manufactured or fabricated at intermediate maintenance levels (Air Force—intermediate \*; Marine Corps--3rd echelon; Army--direct support \*; Navy--afloat).

**Code:** MH

**Definition:** Item to be manufactured or fabricated at intermediate maintenance levels (Air Force—intermediate \*; Marine Corps--4th echelon; Army--general support \*; Navy--ashore).

**Code:** MG

**Definition:** Item to be manufactured or fabricated at both afloat and ashore intermediate maintenance levels (Navy use only).

**Code:** MD

**Definition:** Item to be manufactured or fabricated at depot maintenance level.

**Code:** AO

**Definition:** Item to be assembled at unit level.

**Code:** AF

**Definition:** Item to be assembled at intermediate maintenance levels (Air Force—intermediate \*; Marine Corps--3rd echelon; Army--direct support \*; Navy--afloat).

**Code:** AH

**Definition:** Item to be assembled at intermediate maintenance levels (Air Force—intermediate \*; Marine Corps--4th echelon; Army--general support \*; Navy--ashore).

**Code:** AG

**Definition:** Item to be assembled at both afloat and ashore intermediate maintenance levels (Navy use only).

**Code:** AD

**Definition:** Item to be assembled at depot maintenance levels.

**Code:** XA\*\*

**Definition:** Item is not procured or stocked because the requirements for the item will result in replacement of the next higher assembly.

**Code:** XB

**Definition:** Item is not procured or stocked. If not available through salvage, requisition.

**Code:** XC\*\*

**Definition:** Installation drawing, diagram, instruction sheet, field service drawing that is identified by manufacturers' part number.

**Code:** XD

**Definition:** A low mortality support item that is not stocked. When required, items will be requested through normal supply channels.

**NOTE**

**\*For USAF and the USA Safeguard Program, only code F will be used to denote intermediate maintenance. On joint programs, use of either code F or H by the joining service will denote intermediate maintenance to USAF and the USA Safeguard Program.**

**\*\*Cannibalization or controlled exchange, when authorized, may be used as a source of supply for items with the above source codes except for those source coded XA or those aircraft support items restricted by requirements of AR 700-42.**

**(2) Maintenance Code.** Maintenance codes tell you the level(s) of maintenance authorized to use and repair support items.

**(a)** The maintenance code entered in the third position tells you the lowest maintenance level authorized to remove, replace, and use an item. The maintenance code entered in the third position will indicate authorization to the following levels of maintenance:

**Code:** O

**Application/explanation:** Support item is removed, replaced, used at the unit level of maintenance. (To distinguish between the unit maintenance capabilities on different classes of ships, the following codes may be used intra-Navy only. On joint programs, Navy will receive and transmit an O to indicate unit maintenance level.

- 2--Minesweeper, Yardcraft, Patrol Boat
- 3--Submarines
- 4--Auxiliary/Amphibious Ships
- 5--Major Combatant (Destroyer, Frigate)
- 6--Major Combatant (Cruiser, Carrier)

On Army programs, a code C may be used in the third position to denote crew or operator maintenance performed within unit maintenance. On joint programs the Army will receive or transmit an O to indicate unit level.)

**Code:** F

**Application/explanation:** Support item is removed, replaced, used at the following intermediate levels:

- USAF--Intermediate\*
- USA--Direct Support\*
- USN--Afloat
- USMC--Third Echelon

**Code:** G

**Application/explanation:** Support item is removed, replaced, used at both afloat and ashore intermediate levels:

Navy only

**Code:** H

**Application/explanation:** Support item is removed, replaced, used at the following intermediate levels:

- USAF--Intermediate\*
- USA--General Support\*
- USN--Ashore (only)
- USMC--Fourth Echelon

\*For USAF programs and the USA Safeguard Program, code F will be used to denote intermediate maintenance. On joint programs, use of either code F or H by the joining service will denote intermediate maintenance to USAF and the USA Safeguard Program.

**Code:** D

**Application/explanation:** Support items that are removed, replaced, used at depot only:

- USAF--Depot, Mobile Depot, Specialized Repair Activity
- USA--Depot, Mobile Depot, Specialized Repair Activity
- USN--Aviation Rework, Avionics and Ordnance Facilities, Shipyards
- USMC--Depot

(b) The maintenance code entered in the fourth position tells you whether or not the item is to be repaired and identifies the lowest maintenance with the capability to do complete repair (perform all authorized repair functions). The decision to code the support item for repair at the indicated maintenance levels requires that all maintenance capability (remove, replace, repair, assemble, and test) for the support items be provided to that level. This does not preclude some repair which may be accomplished at a lower level of maintenance. However, because of service differences in communicating maintenance repair level information, a maintenance code entry in this position is not required by all services. When a maintenance code is not used, a dash (-) sign will be entered. For multi-service equipment/systems or when a code is entered, this position will contain one of the following maintenance codes as assigned by the service(s) that requires the code:

**Code:** O

**Application/explanation:** The lowest maintenance level capable of complete repair of the support item is the unit level. (To distinguish between the unit maintenance capabilities on different classes of ships, the following codes will be used intra-Navy only. On joint programs, Navy will receive and transmit an O to indicate unit maintenance level.

- 2--Minesweeper, Yardcraft, Patrol Boat
- 3--Submarines
- 4--Auxiliary/Amphibious Ships
- 5--Major Combatant (Destroyer, Frigate)
- 6--Major Combatant (Cruiser, Carrier)

**Code:** F

**Application/explanation:** The lowest maintenance level capable of complete repair of the support item is the following intermediate level:

- USAF—Intermediate \*
- USA--Direct Support\*
- USN--Afloat
- USMC--Third Echelon



**Code:** H

**Application/explanation:** The lowest maintenance level capable of complete repair of the support item is the following intermediate level:

- USAF--Intermediate\*
- USA--General Support\*
- USN--Ashore (only)
- USMC--Fourth Echelon

**NOTE**

**\*For USAF programs and the USA Safeguard Program, Code F will be used to denote intermediate maintenance. On joint programs, use of either code F or H by the joining service will denote intermediate maintenance to USAF and the USA Safeguard Program.**

**Code:** G

**Application/explanation:** Both afloat and ashore intermediate levels are capable of complete repair of support item:  
Navy only

**Code:** D

**Application/explanation:** The lowest maintenance level capable of complete repair of the support item is the depot level:  
USAF--Depot, Mobile Depot, Specialized Repair Activity  
USA--Depot, Mobile Depot, Specialized Repair Activity  
USN--Aviation Rework, Avionics and Ordnance Facilities, Shipyards  
USMC--Depot

**Code:** L

**Application/explanation:** Repair restricted to designated Specialized Repair Activity.

**Code:** Z

**Application/explanation:** Nonrepairable; no repair is authorized.

**Code:** B

**Application/explanation:** No repair is authorized. The item may be reconditioned by adjusting, lubricating, etc, at the user level. No parts or special tools are procured for the maintenance of this item.

**(3) Recoverability Code.** Recoverability codes are assigned to items to indicate the disposition action on unserviceable items. The recoverability code is shown in the fifth position of the SMR code as follows:

**Recoverability Code:** Z

**Definition:** Nonrepairable item. When unserviceable, condemn and dispose at the level indicated in position 3.

**Recoverability Code:** O

**Definition:** Repairable item. When uneconomically repairable, condemn and dispose at unit level.

**Recoverability Code: F**

**Definition:** Repairable item. When uneconomically repairable, condemn and dispose at the following intermediate levels:

- USAF--Intermediate\*
- USA--Direct Support\*
- USN--Afloat
- USMC--Third Echelon

**Recoverability Code: H**

**Definition:** Repairable item. When uneconomically repairable, condemn and dispose at the following levels:

- USAF--Intermediate\*
- USA--General Support\*
- USN--Ashore (only)
- USMC--Fourth Echelon

**NOTE**

**\*For USAF programs and the USA Safeguard Program, code F will be used to denote intermediate level. On joint programs, use of either code F or H by the joining service will denote intermediate level to USAF and the USA Safeguard Program.**

**Recoverability Code: D**

**Definition:** Repairable item. When beyond lower level repair capability, return to depot. Condemnation and disposal not authorized below depot level.

**Recoverability Code: L**

**Definition:** Repairable item. Repair, condemnation, and disposal not authorized below depot/specialized repair activity level.

**Recoverability Code: A**

**Definition:** Item requires special handling or condemnation procedures because of specific reasons (i.e., precious metal content, high dollar value, critical material or hazardous material). Refer to appropriate manuals/directives for specific instructions.

**(4) Reserved for Service Option.** The sixth position of the SMR code is reserved for internal management purposes of each service.

**c. CAGEC (Column 3).** The commercial and Government entity code (CAGEC) is a 5-digit code which is used to identify the manufacturer, distributor, or government agency/activity that supplies the item.

**d. PART NUMBER (Column 4).** Indicates the primary number used by the manufacturer (individual, company, firm, corporation, or Government activity) which controls the design and characteristics of the item by means of its engineering drawings, specifications, standards, and inspection requirements to identify an item or range of items.

**NOTE**

**When you use an NSN to requisition an item, the item you receive may have a different part number from the part you ordered.**

e. **DESCRIPTION AND USABLE ON CODE (UOC) (Column (5))**. This column includes the following information:

(1) The federal item name and, when required, a minimum description to identify the item.

(2) National stock numbers of bulk materials are referenced in this column in the line entry to be manufactured/fabricated.

(3) The statement "END OF FIGURE" appears just below the last item description in column (5) for a given figure in both Sections II and III.

f. **QTY (Column (6))**. The QTY (quantity per figure column) indicates the quantity of the item used in the breakout shown on the illustration/figure which is prepared for a functional group, subfunctional group, or an assembly. A V appearing in this column in lieu of a quantity indicates that the quantity is variable and the quantity may vary from application to application.

**4 EXPLANATION OF COLUMNS (SECTION IV)**

a. **National Stock Number (NSN) Index**.

(1) **STOCK NUMBER Column**. This column lists the NSN in national item number (NIIN) sequence. The NIIN consists of the last nine digits of the NSN.

(e.g.  $\frac{\text{NSN}}{5385-01-574-1476}$ )

When using this column to locate an item, ignore the first four digits of the NSN. However, the complete NSN should NIIN be used when ordering items by stock number.

(2) **FIG. Column**. This column lists the number of the figure where the item is identified/located. The figures are in numerical order in Section II and Section III.

(3) **ITEM Column**. The item number identifies the item associated with the figure listed in the adjacent FIG. column. This item is also identified by the NSN listed on the same line.

b. **PART NUMBER INDEX**. Part numbers in this index are listed by part number in ascending alphanumeric sequence (vertical arrangement of letter and number combinations which places the first letter or digit of each group in order A through Z, followed by the numbers 0 through 9 and each following letter or digit in like order).

(1) **CAGEC Column**. The commercial and Government entity code is a 5-digit numeric code used to identify the manufacturer, distributor, or Government activity that supplies the item.

(2) **PART NUMBER Column**. Indicates the primary number used by the manufacturer (individual, firm, corporation, or Government activity) which controls the design and characteristics of the item by means of its engineering drawings, specifications, standards, and inspection requirements to identify an item or range of items.

(3) **STOCK NUMBER Column**. This column lists the NSN for the associated part number and manufacturer identified in the PART NUMBER and CAGEC columns to the left.

(4) **FIG. Column**. This column lists the number of the figure where the item is identified/located in Sections II and III.

(5) **ITEM Column.** The item number is the number assigned to the item as it appears in the figure referenced in the adjacent figure number column.

c. **FIGURE AND ITEM NUMBER INDEX.** This index lists the figures in the order in which they appear in Section II.

(1) **FIG. Column.** This column lists the number of the figure where the item is identified/located in Sections II and III.

(2) **ITEM Column.** The item number is that number assigned to the item as it appears in the figure referenced in the adjacent figure number column.

(3) **STOCK NUMBER Column.** This column list the NSN for the item.

(4) **CAGEC Column.** The commercial and Government entity code (CAGEC) is a 5-digit code used to identify the manufacturer, distributor, or Government activity that supplies the item.

(5) **PART NUMBER Column.** Indicates the primary number used by the manufacturer (individual, firm, corporation, or Government activity), which controls the design and characteristics of the item by means of its engineering drawings, specifications, standards, and inspection requirements to identify an item or range of items.

**5 SPECIAL INFORMATION.**

a. **Fabrication Instructions.** Not applicable.

b. **Index Numbers.** Not applicable.

c. **Associated Publications.** The publication listed below pertains to the Small Arms Muzzle Flash Simulator, Gunfire Simulator, and Small Arms Sound Simulator:

Publication	Short Title
TM9-6920-742-14-2	MFS, ATKS, and SASS maintenance manual

d. **Illustrations Listing.** Not applicable.

e. **Usable on Code.** The usable on code appears in the lower left corner of the description column heading. Usable on codes are shown as UOC: in the description column on the first line after the applicable item description/nomenclature. Uncoded items are applicable to all models.

CODE	USED ON
M65	MFS
AS2	ATKS
M66	SASS

**6 HOW TO LOCATE REPAIR PARTS.**

a. **When National Stock Numbers or Part Numbers Are Not Known.**

(1) **First.** Using the table of contents, determine the assembly group to which the items belong. This is necessary since figures are prepared for assembly groups and subassembly groups, and listings are divided into the same groups.

(2) **Second.** Find the figure covering the functional group or the subfunctional group to which the items belong.

(3) **Third.** Identify the items on the figure and note the number(s).

(4) **Fourth.** Refer to the repair parts list for the figure to find the part number(s) noted on the figure.

(5) **Fifth.** Refer to the figure and item number index to find the NSN, if assigned.

**b. When National Stock Number or Part Number is Known.**

(1) **First.** Using the national stock number or the part number index, find the pertinent NSN or part number. The NSN index is arranged in NIIN sequence. (See 4a.) Both indexes cross-reference you to the illustration/figure and item number of the part you are looking for.

(2) **Second.** Turn to the figure and item number, verify that the item is the one you are looking for and locate the item number in the repair parts list.

7 **ABBREVIATIONS.** Not applicable

SECTION II. REPAIR PARTS LIST

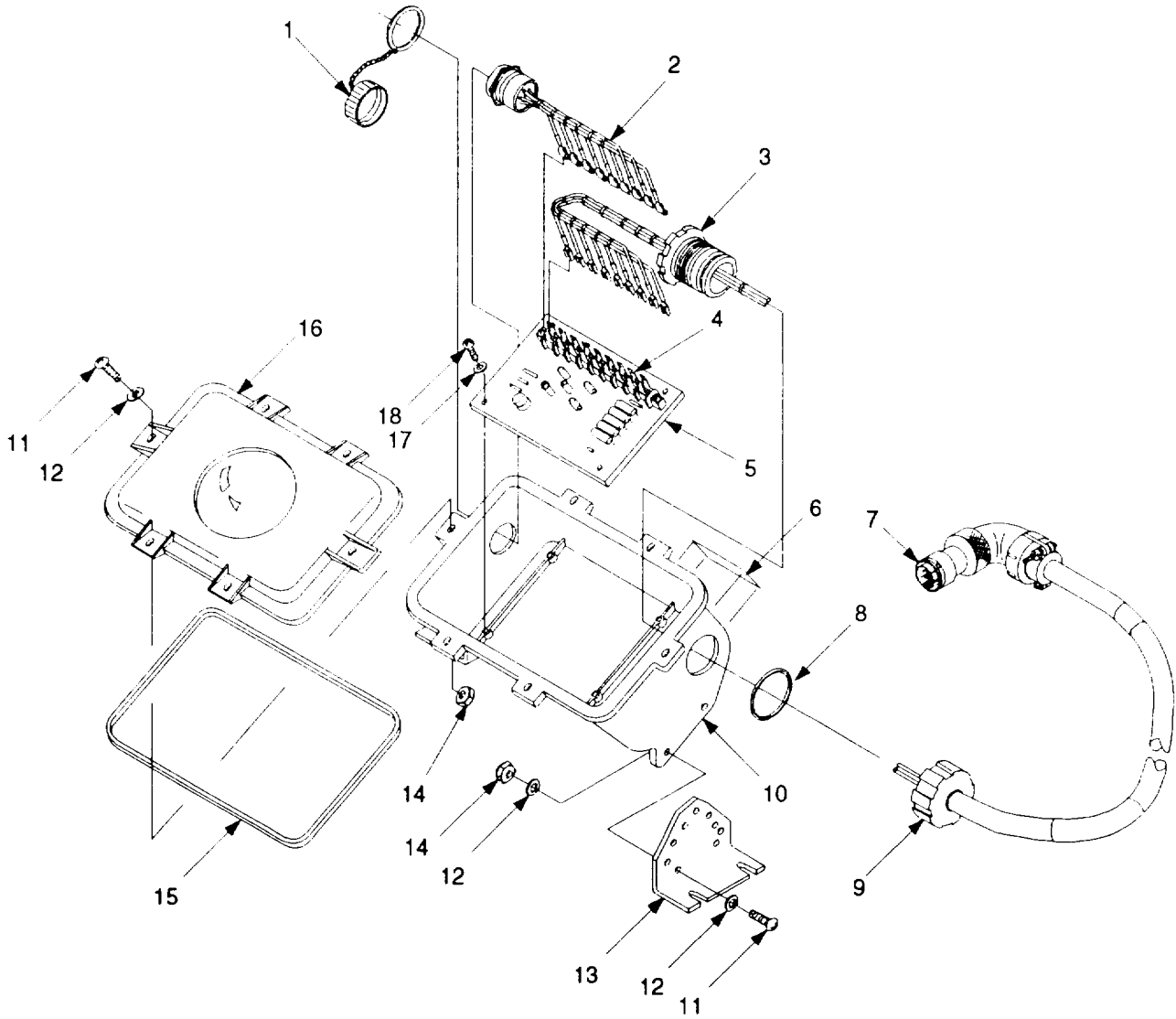


Figure 1. Simulator, Muzzle Flash 11829682.

SECTION II

TM 9-6920-742-24P-2

(1) ITEM NO	(2) SMR CODE	(3) NSN	(4) CAGEC	(5) PART NUMBER	(6) DESCRIPTION AND USABLE ON CODES (UOC)	(7) QTY
GROUP 00 FIG. 1						
SIMULATOR, MUZZLE FLASH 11829682						
01	PAOZZ	5935011593319	96906	MS3181-14NA	COVER, ELECTRICAL CONNECTOR .....	1
02	PAFZZ	5995013826866	19200	11829687	WIRING HARNESS .....	1
03	PAFZZ	5330002022596	81349	M19622/19-0006	PACKING ASSEMBLY.....	1
04	PAFZZ	5940004112643	19200	9340880	TERMINAL, QUICK DISCONNECT .....	9
05	PAFZZ	5998011582294	19200	11829552	CIRCUIT CARD ASSEMBLY .....	1
06	XDOZZ		19200	11829423	PLATE, IDENTIFICATION .....	1
07	PAFFF	6150011582258	19200	11829686	CABLE AND CONDUIT ASSEMBLY SEE .....	1
					FIG. 3 FOR BREAKDOWN .....	
08	PCFZZ	5330005840263	96906	MS28775-218	O-RING .....	1
09	PAFZZ	5975002964095	81349	M19622/1-004	STUFFING TUBE.....	1
10	XDFZZ		19200	11829681	HOUSING .....	1
11	PAOZZ	5305000593660	96906	MS51958-64	SCREW, MACHINE .....	10
12	PAOZZ	5310001670812	88044	AN960C10L	WASHER, FLAT .....	14
13	PBOZZ	5340011582268	19200	11829779	BRACKET, ANGLE .....	2
14	PAOZZ	5310009261835	96906	MS21083C3	NUT, SELF-LOCKING, HEXAGON.....	10
15	PAOZZ	5330011582262	19200	11829556	PACKING, PREFORMED .....	1
16	PAOFF	5340011582276	19200	11829683	COVER, ACCESS SEE FIG. 2 FOR .....	1
					BREAKDOWN .....	
17	PAFZZ	5310006389857	88044	AN960C6L	WASHER, FLAT .....	4
18	PAFZZ	5305000528887	96906	MS24630-24	SCREW, TAPPING .....	4

END OF FIGURE

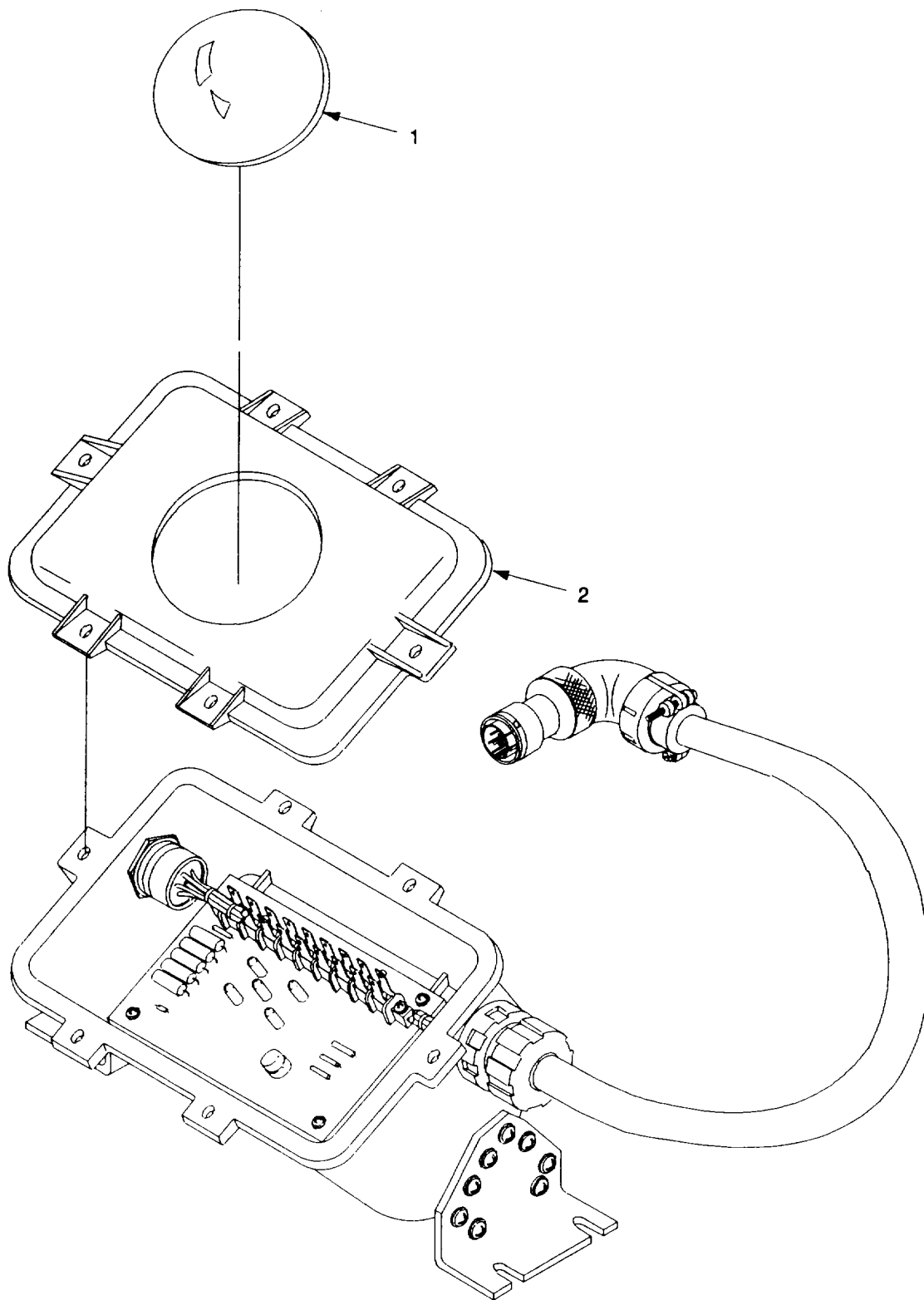


Figure 2. Cover, Access 11829683.



**SECTION II**

**TM 9-6920-742-24P-2**

(1) ITEM NO	(2) SMR CODE	(3) NSN	(4) CAGEC	(5) PART NUMBER	(6) DESCRIPTION AND USABLE ON CODES (UOC)	(7) QTY
					GROUP 001 FIG. 2 COVER, ACCESS 11829683	
01	PAFZZ	6220013852988	19200	11829685	LENS, LIGHT .....	1
02	XAFZZ		19200	11829684	COVER,MUZZLE FLASH.....	1

END OF FIGURE

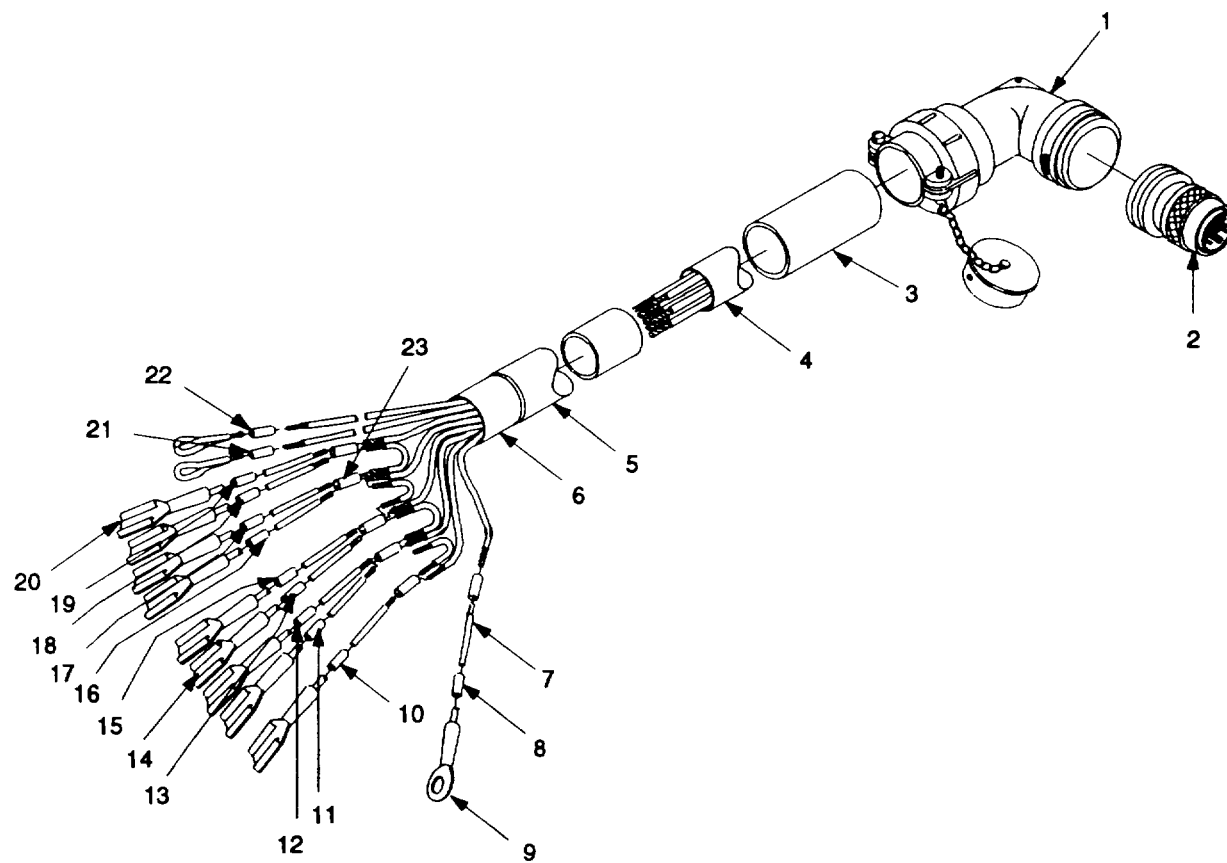


Figure 3. Cable Assembly, Special 11829686.

## SECTION II

TM 9-6920-742-24P-2

(1) ITEM NO	(2) SMR CODE	(3) NSN	(4) CAGEC	(5) PART NUMBER	(6) DESCRIPTION AND USABLE ON CODES (UOC)	(7) QTY
GROUP 002 FIG. 3						
CABLE ASSEMBLY, SPECIAL 11829686						
01	XAFZZ	5935011582277	19200	9341137	ADAPTER, CABLE CLAMP .....	1
02	XAFZZ		96906	MS3126P14-12P	CONNECTOR, PLUG, ELECTRICAL .....	1
03	PCFZZ	5970000573545	81349	M23053/5-109-4	INSULATION SLEEVING.....	V
04	XAFZZ		19200	9363135-2	CABLE, SPECIAL PURPOSE.....	V
05	PAFZZ	5970011626918	81349	M23053/5-305-0	INSULATION SLEEVING.....	V
06	XDFZZ		81349	M23053/5-109-0	INSULATION SLEEVING.....	V
07	PAFZZ	6145009394964	81349	M22759/11-20-9	WIRE, ELECTRICAL .....	V
08	MFFZZ		19200	11829502-16	MARKER, IDENTIFICATION USE NSN 5970007872325 .....	1
09	PAFZZ	5940002048966	96906	MS25036-102	TERMINAL, LUG. ....	1
10	MFFZZ		19200	11829502-19	MARKER, IDENTIFICATION USE NSN 5970007872325 .....	1
11	MFFZZ		19200	11829502-17	MARKER, IDENTIFICATION USE NSN 5970007872325 .....	1
12	MFFZZ		19200	11829502-18	MARKER, IDENTIFICATION USE NSN 5970007872325 .....	1
13	MFFZZ		19200	11829502-14	MARKER, IDENTIFICATION USE NSN 5970007872325 .....	1
14	PAFZZ	5940004115913	00779	60972-1	TERMINAL, QUICK DISCONNECT .....	5
15	MFFZZ		19200	11829502-15	MARKER, IDENTIFICATION USE NSN 5970007872325 .....	1
16	MFFZZ		19200	11829502-6	MARKER, IDENTIFICATION USE NSN 5970007872325 .....	1
17	MFFZZ		19200	11829502-1	MARKER, IDENTIFICATION USE NSN..... 5970007872325 .....	1
18	MFFZZ		19200	11829502-13	MARKER, IDENTIFICATION USE NSN..... 5970007872325 .....	1
19	MFFZZ		19200	11829502-20	MARKER, IDENTIFICATION USE NSN 5970007872325 .....	1
20	PAFZZ	5940010827545	19200	9340879	TERMINAL, QUICK DISCONNECT .....	4
21	MFFZZ		19200	11829502-11	MARKER, IDENTIFICATION USE NSN 5970007872325 .....	1
22	MFFZZ		19200	11829502-12	MARKER, IDENTIFICATION USE NSN 5970007872325 .....	1
23	PAFZZ	5940011722948	19200	9353932	SPLICE, CONDUCTOR .....	6

END OF FIGURE

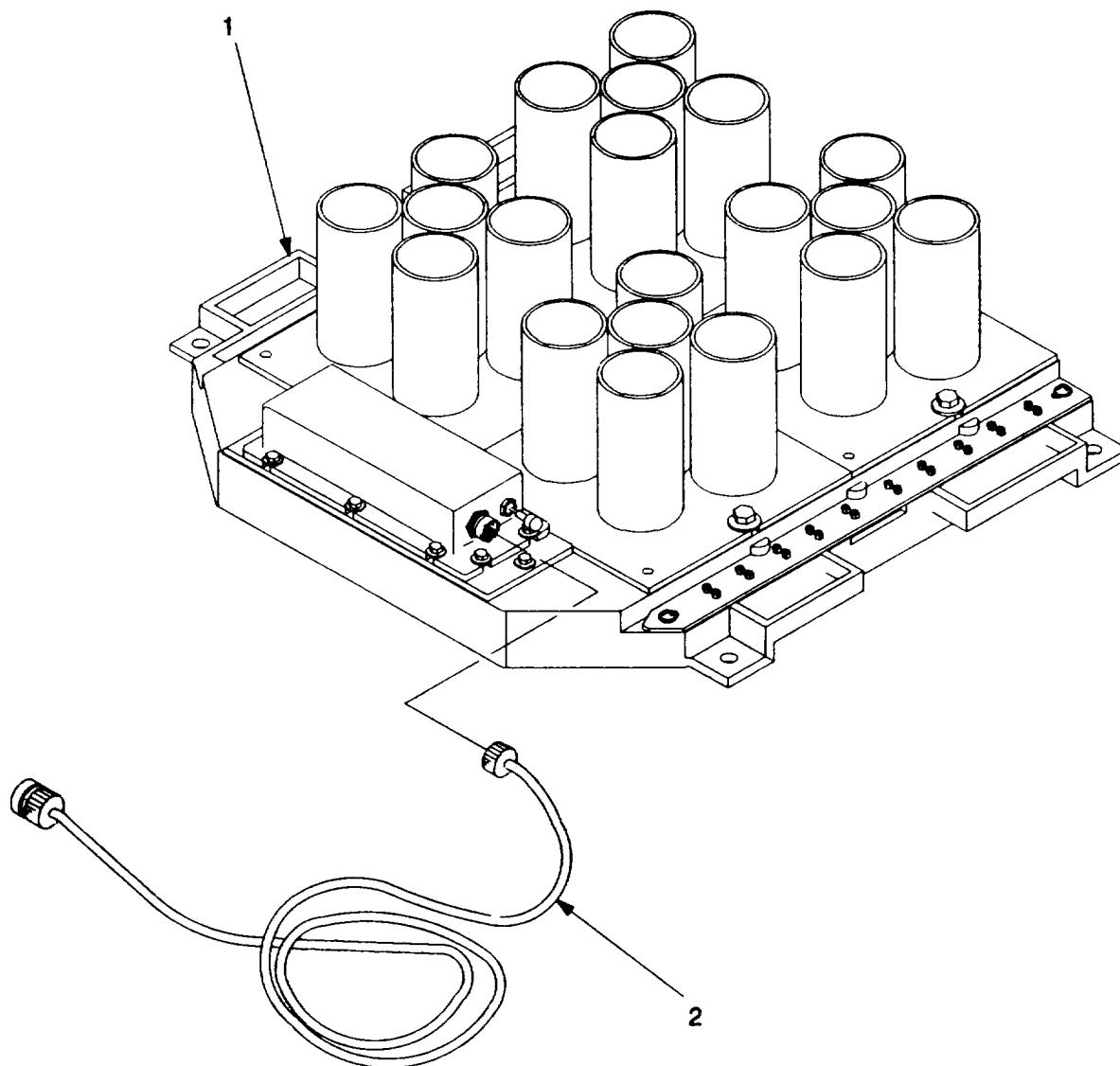


Figure 4. Simulator, Gunfire 12725085-1.

**SECTION II**

**TM 9-6920-742-24&P**

(1) ITEM NO	(2) SMR CODE	(3) NSN	(4) CAGEC	(5) PART NUMBER	(6) DESCRIPTION AND USABLE ON CODES (UOC)	(7) QTY
					GROUP 01 FIG. 4	
					SIMULATOR, GUNFIRE 12725085-1	
01	XAOFF		19200	12725001-1	GUNFIRE SIMULATOR SEE FIG. 5 FOR BREAKDOWN .....	1
02	PAOZZ	6150013611370	19200	12725002	CABLE ASSEMBLY,SPEC. ....	1

END OF FIGURE

**04-1**

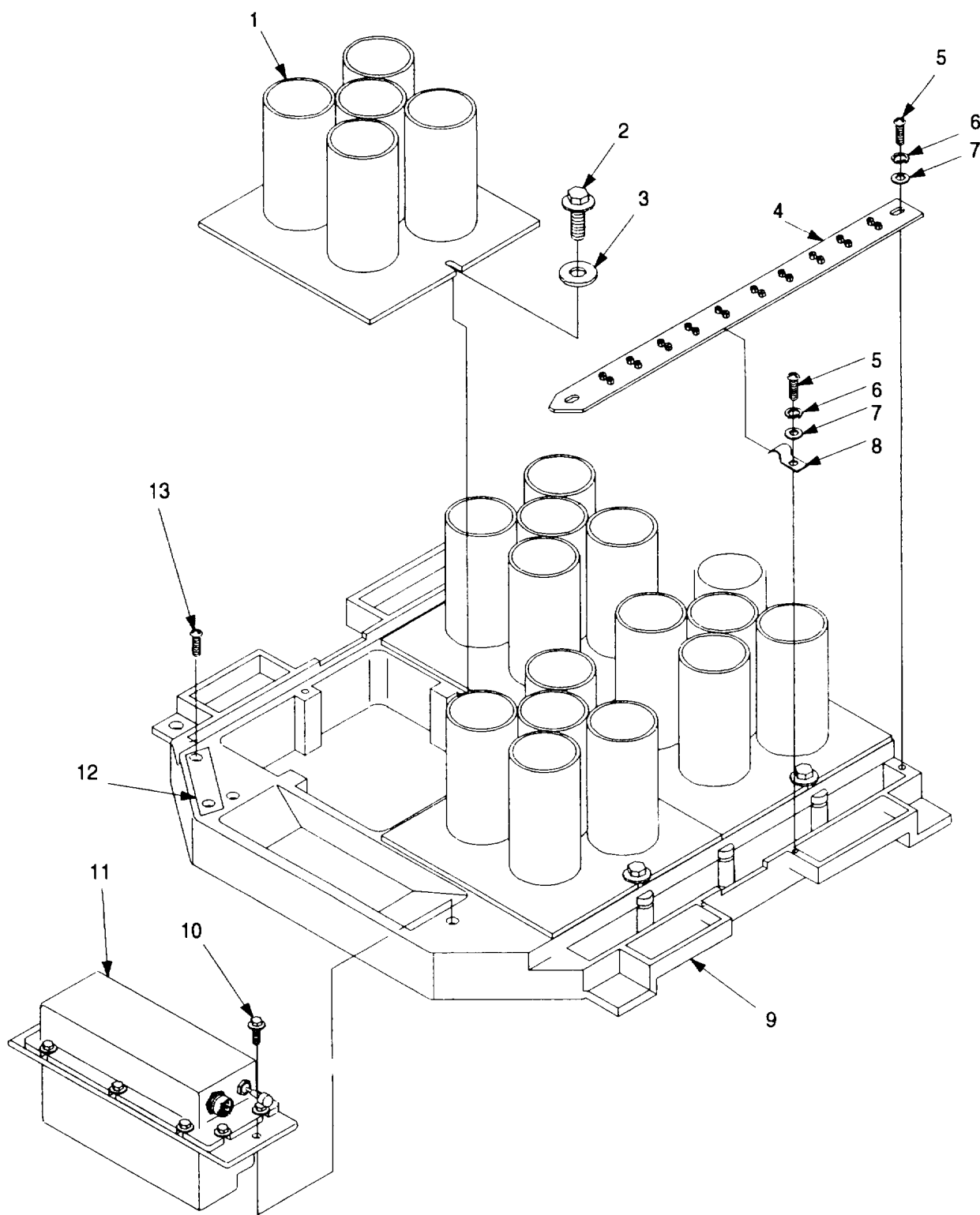


Figure 5. Gunfire Simulator 12725001-1.

SECTION II

TM 9-6920-742-24P-2

(1) ITEM NO	(2) SMR CODE	(3) NSN	(4) CAGEC	(5) PART NUMBER	(6) DESCRIPTION AND USABLE ON CODES (UOC)	(7) QTY
GROUP 0101 FIG. 5						
GUNFIRE SIMULATOR 12725001-1						
01	PAOZZ	6920012043954	19200	12725004	FIRING TUBE .....	4
02	PAOZZ	5306012044001	19200	12725013-2	BOLT, MACHINE .....	6
03	PAOZZ	5310013858621	19200	12725038	WASHER, FLAT .....	2
04	PAFZZ	5935012045770	19200	12725006	CONNECTOR ASSEMBLY,.....	2
05	PAFZZ	5305009846191	96906	MS35206-243	SCREW, MACHINE .....	8
06	PAFZZ	5310000453299	96906	MS35338-42	WASHER, LOCK .....	8
07	PAFZZ	5310012531618	96906	MS51412-18	WASHER, FLAT .....	8
08	PAFZZ	5340012045870	19200	12725005	STRAP, RETAINING.....	4
09	PBFZZ	6920013871947	19200	12725003	HOUSING ASSEMBLY, FRAME.....	1
10	PAFZZ	5306012044002	19200	12725013-1	BOLT, MACHINE .....	2
11	PAFFF	5998012932151	19200	12725014-1	ELECTRONIC COMPONENT SEE FIG. 6.....	1
					FOR BREAKDOWN .....	
12	XDFZZ		19200	12725099-1	PLATE, IDENTIFICATION .....	1
13	PAFZZ	5305002535617	96906	MS21318-23	SCREW, DRIVE.....	2

END OF FIGURE

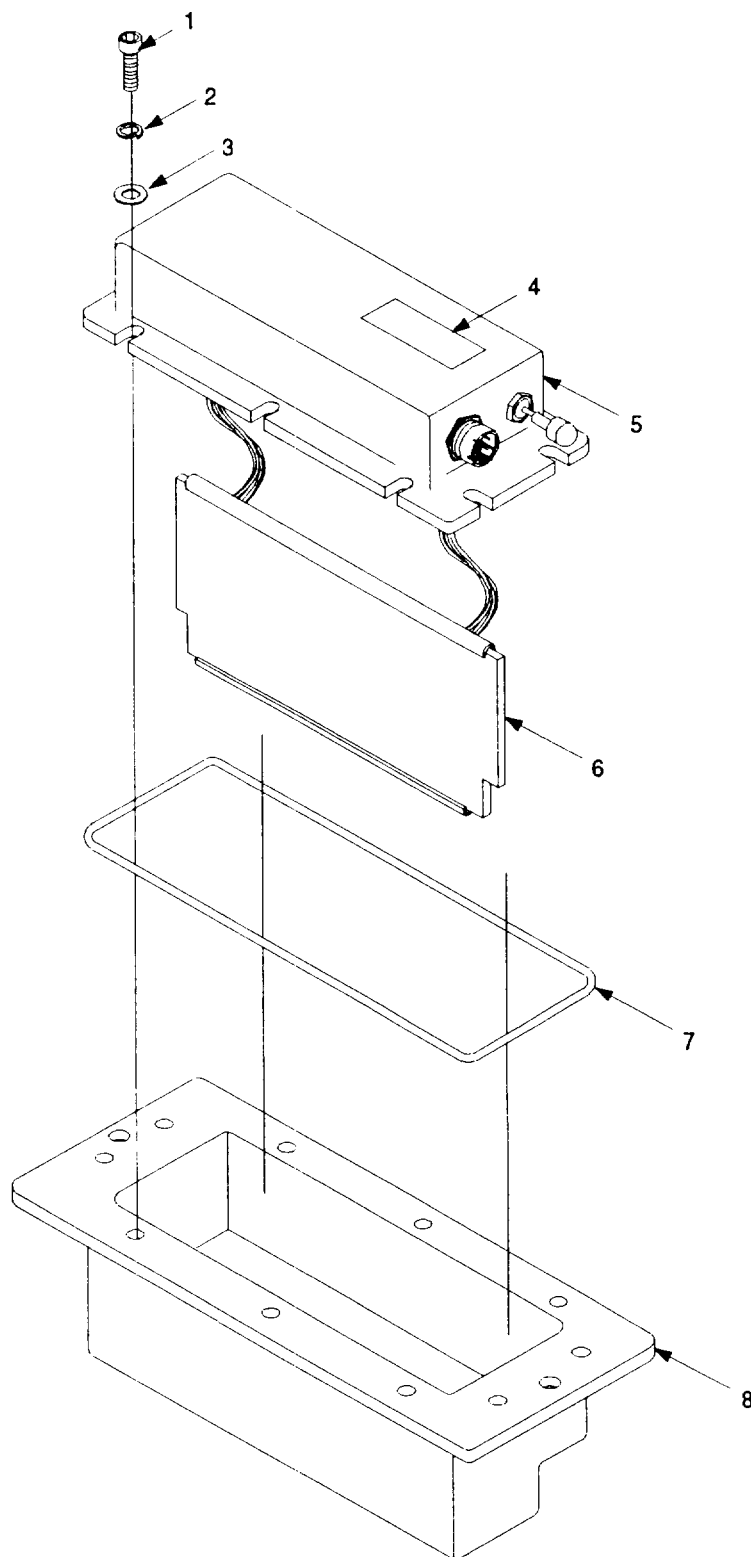


Figure 6. Electronic Component 12725014-1.

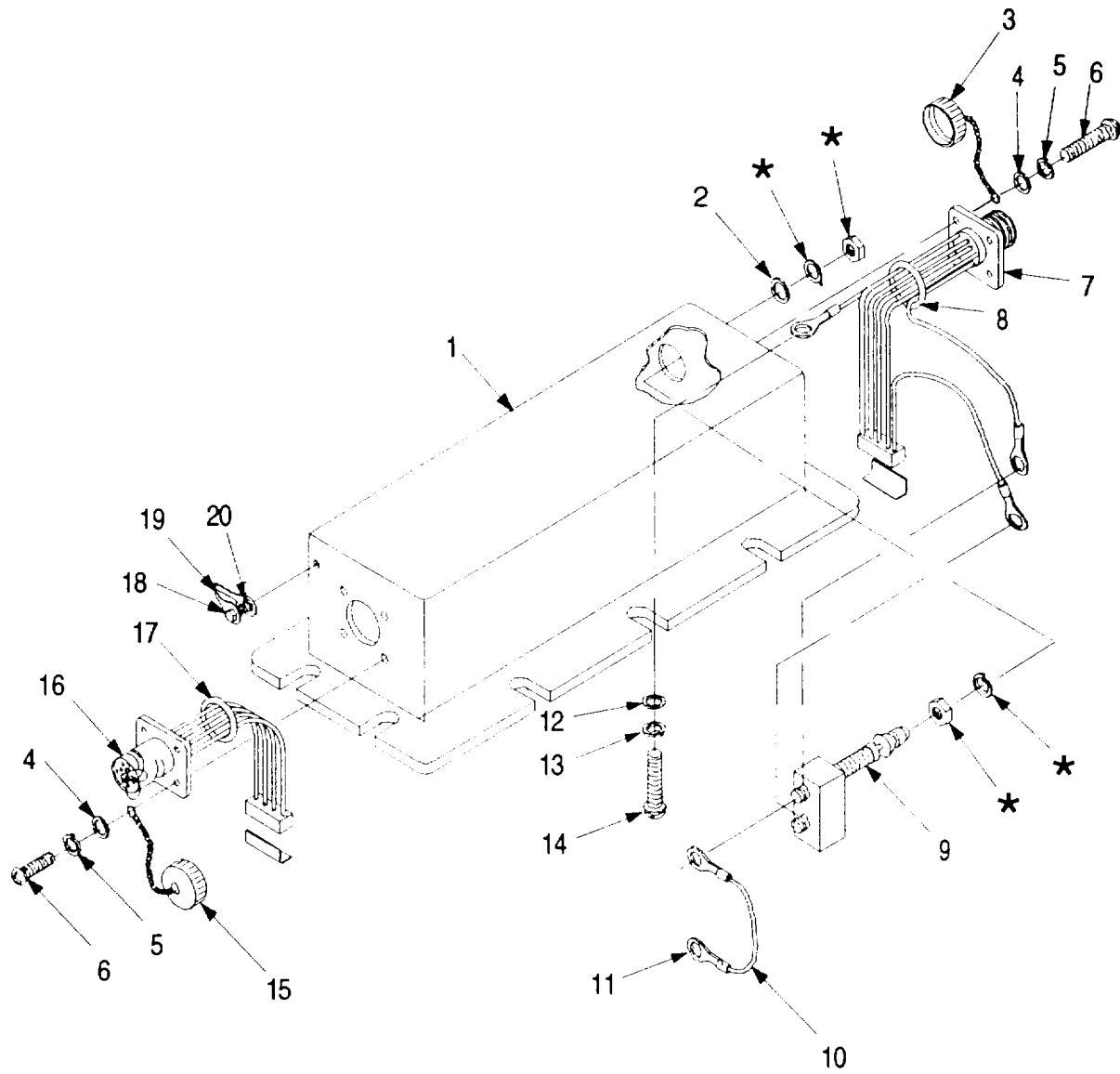


**SECTION II**

**TM 9-6920-742-24P-2**

(1) ITEM NO	(2) SMR CODE	(3) NSN	(4) CAGEC	(5) PART NUMBER	(6) DESCRIPTION AND USABLE ON CODES (UOC)	(7) QTY
GROUP 010101 FIG 6						
ELECTRONIC COMPONENT 12725014-1						
01	PAFZZ	5305009887603	96906	MS16995-27	SCREW, CAP, SOCKET HEAD.....	10
02	PAFZZ	5310000453299	96906	MS35338-42	WASHER, LOCK .....	10
03	PAFZZ	5310008805978	96906	MS15795-807	WASHER, FLAT .....	10
04	XDFZZ		19200	12725099-2	PLATE, IDENTIFICATION .....	1
05	PAFFF	6920013853067	19200	12725015-1	PANEL, CONTROL, ASSEMBLY SEE FIG. 7 FOR BREAKDOWN .....	1
06	PAFZZ	5998013908357	19200	12725086	CIRCUIT CARD ASSEMBLY .....	1
07	PAFZZ	5330012044044	19200	12725031	GASKET.....	1
08	PAFFF	6625013817578	19200	12725026-1	CASE, ELECTRICAL SEE FIG. 8 FOR BREAKDOWN .....	1

END OF FIGURE



\* Supplied with switch (item 9).

Figure 7. Control Panel Assembly 12725015-1.

## SECTION II

TM 9-6920-742-24P-2

(1) ITEM NO	(2) SMR CODE	(3) NSN	(4) CAGEC	(5) PART NUMBER	(6) DESCRIPTION AND USABLE ON CODES (UOC)	(7) QTY
GROUP 01010101 FIG. 7						
CONTROL PANEL ASSEMBLY 12725015-1						
01	XAFZZ		19200	12725016-1	COVER, ACCESS.....	1
02	PAFZZ	5930011415368	81349	M5423/16-01	BOOT, DUST AND MOISTURE.....	1
03	PAFZZ	5999012949897	19200	12725040-1	CAP, ELECTRICAL.....	1
04	PAFZZ	5310009501310	96906	MS27183-4	WASHER, FLAT .....	8
05	PAFZZ	5310005432410	96906	MS35338-40	WASHER, LOCK .....	8
06	PAFZZ	5305008892998	96906	MS35206-216	SCREW, MACHINE .....	8
07	PAFZZ	5995013830404	19200	12725090	CABLE ASSEMBLY, SPECIAL PURPOSE.....	1
08	PAFZZ	5330009468344	96906	MS52000-5	GASKET.....	1
09	PAFZZ	5930008522407	96906	MS24659-23D	SWITCH, TOGGLE .....	1
10	PAFZZ	6145007548057	81349	M16878/4BFB0	WIRE, ELECTRICAL .....	v
11	PAFZZ	5940002048966	96906	MS25036-102	TERMINAL, LUG.....	2
12	PAFZZ	5310009838483	96906	MS27183-5	WASHER, FLAT .....	1
13	PAFZZ	5310000454007	96906	MS35338-41	WASHER, LOCK .....	1
14	PAFZZ	5305009844983	96906	MS35206-226	SCREW, MACHINE .....	1
15	PAFZZ	5999012949896	19200	12725040-2	CAP, ELECTRICAL.....	1
16	PAFZZ	6920012045769	19200	12725021	CABLE ASSEMBLY .....	1
17	PAFZZ	5330009681753	96906	MS52000-7	GASKET.....	1
18	PAFZZ	1650002224525	96906	MS20813-1	CAP, VALVE .....	1
19	PAFZZ	5340004644792	19200	10516567	STRAP, RETAINING.....	1
20	XDFZZ		96906	MS51607-1	VALVE STEM, PURGING.....	1

END OF FIGURE

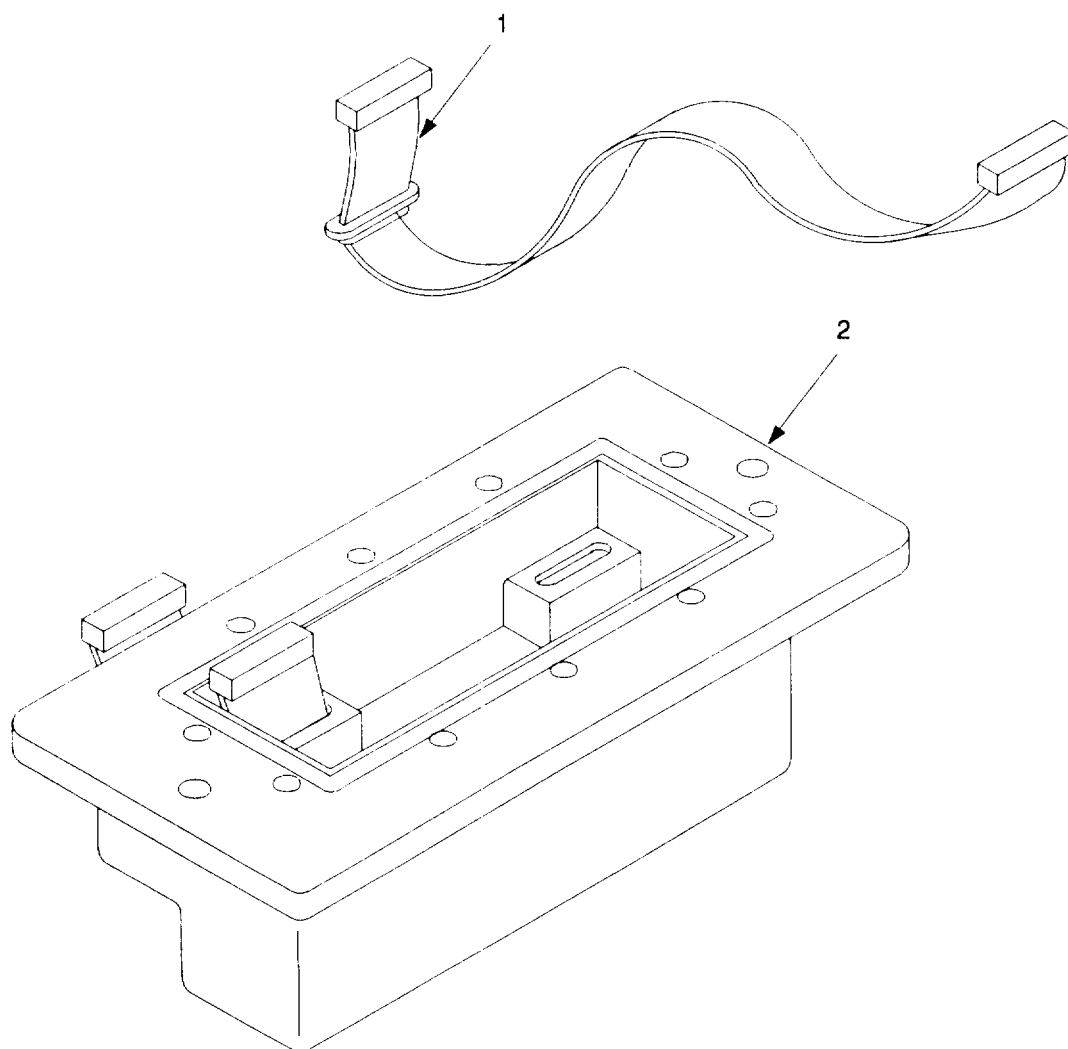


Figure 8. Housing Assembly 12725026-1.

**SECTION II**

**TM 9-6920-742-24P-2**

(1) ITEM NO	(2) SMR CODE	(3) NSN	(4) CAGEC	(5) PART NUMBER	(6) DESCRIPTION AND USABLE ON CODES (UOC)	(7) QTY
					GROUP 01010102 FIG. 8 HOUSING ASSEMBLY 12725026-1	
01	PAFZZ	5995012043956	19200	12725010	CABLE ASSEMBLY .....	2
02	XAFZZ		19200	12725023-1	HOUSING .....	1

END OF FIGURE

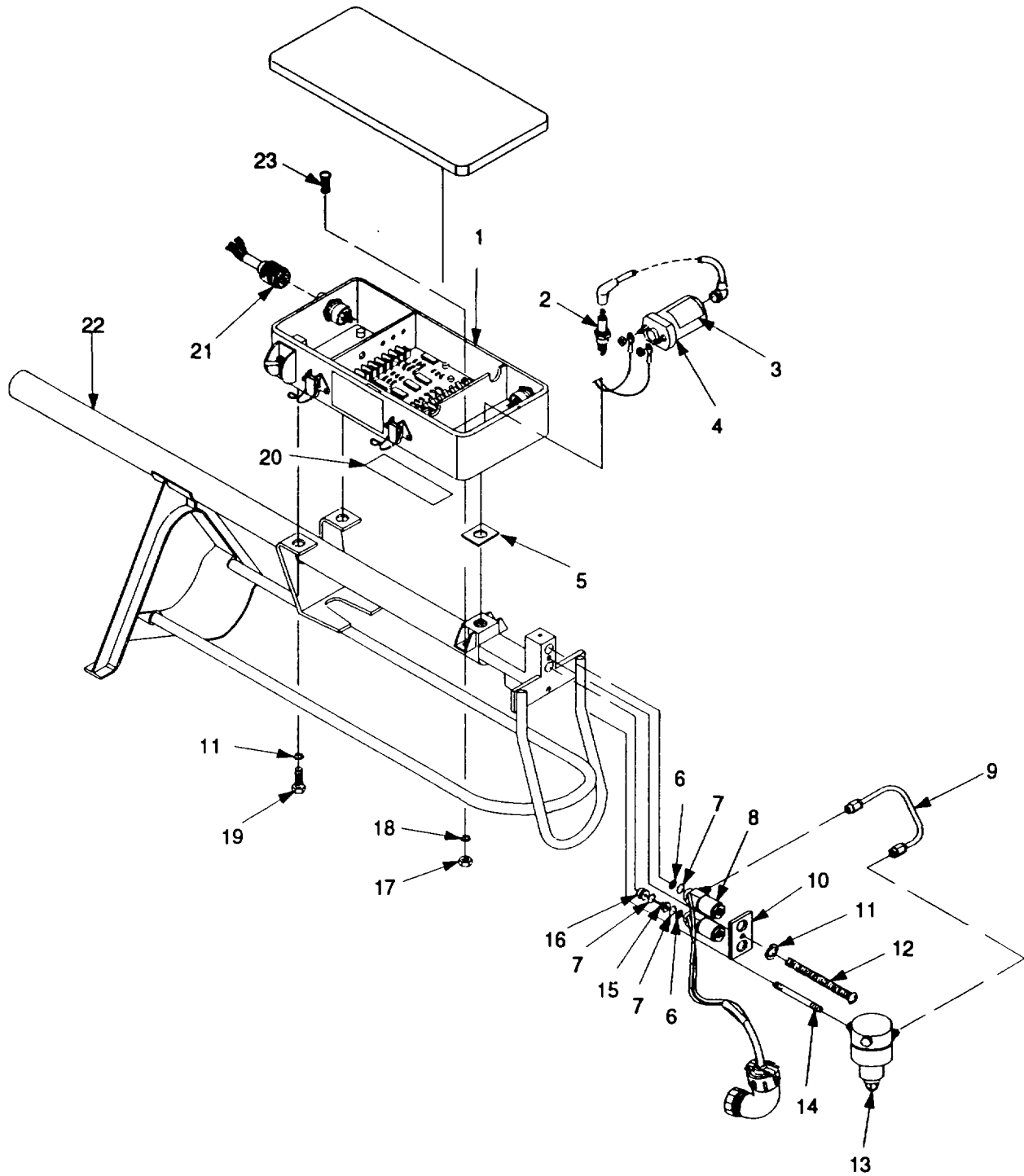


Figure 9. Simulator, Sound, Small Arms 11829734 (Sheet 1 of 2).

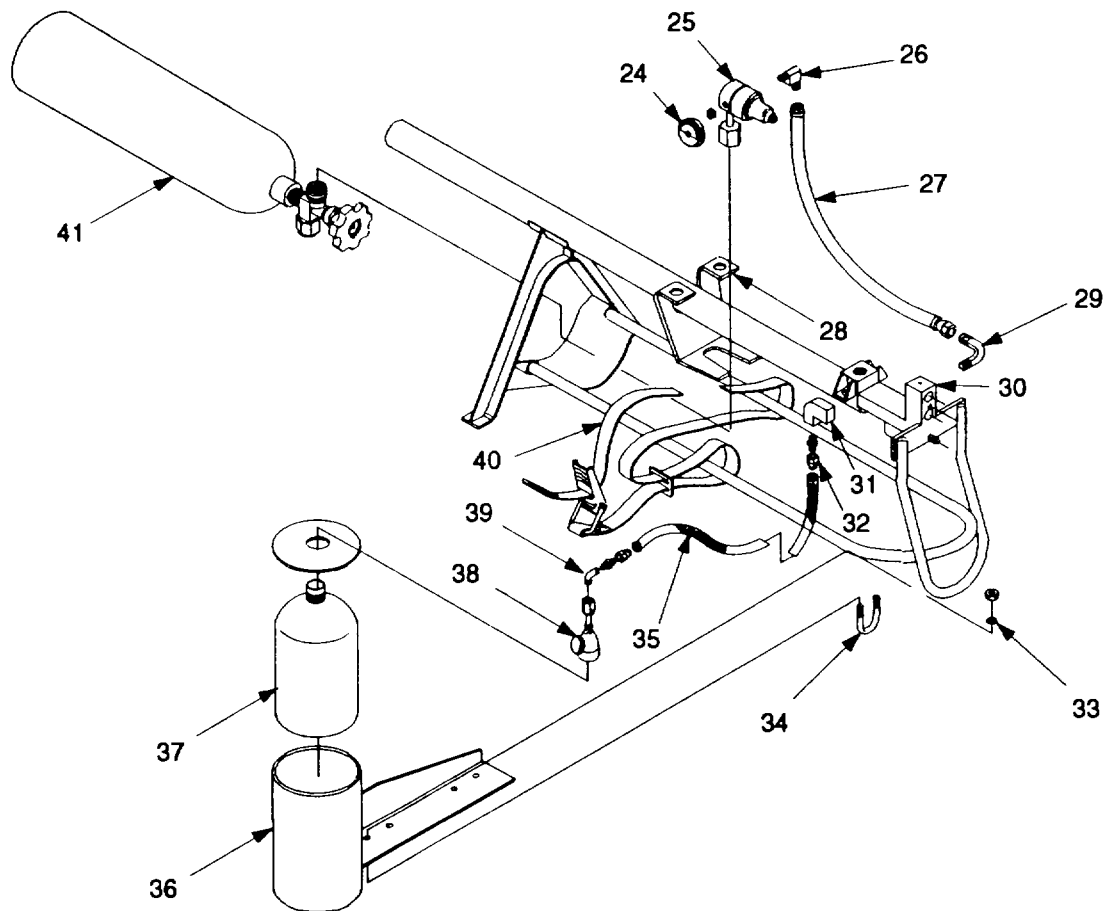


Figure 9. Simulator, Sound, Small Arms 11829734 (Sheet 2 of 2).

## SECTION II

TM 9-6920-742-24P-2

(1) ITEM NO	(2) SMR CODE	(3) NSN	(4) CAGEC	(5) PART NUMBER	(6) DESCRIPTION AND USABLE ON CODES (UOC)	(7) QTY
GROUP 02 FIG. 9 SIMULATOR, SOUND, SMALL ARMS 11829734						
01	XDOFF		19200	9353778-1	ELECTRONIC COMPONENT SEE FIG. 10.....	1
					FOR BREAKDOWN .....	
02	PAOZZ	2920002943892	70040	R45	SPARK PLUG .....	1
03	PAOZZ	7690011680477	19200	9354237	DECAL .....	1
04	PAOZZ	2920012064010	19200	9362991	COIL, IGNITION.....	1
05	PAOZZ	5999011584528	19200	9340876	SHIELDING GASKET, ELECTRONIC .....	1
06	PAFZZ	2940013835208	19200	9387417	FILTERING DISK, FLUID.....	2
07	PAOZZ	5330001660990	81349	M83248/1-014	O-RING .....	4
08	PAOZZ	4810011546809	19200	9340875	VALVE, SOLENOID .....	1
09	PAOZZ	4710011546963	19200	11829802	TUBE ASSEMBLY, METAL.....	1
10	PAOZZ	6920011584558	19200	11829811	PLATE, RETAINER, SOLENOID .....	1
11	PAOZZ	5310009338120	96906	MS35338-138	WASHER, LOCK .....	3
12	PAOZZ	5305000593669	96906	MS51958-73	SCREW, MACHINE .....	1
13	PAFZZ	4820012950045	19200	11829804	VALVE, REGULATING, FLUID.....	1
14	PAFZZ	4730001961482	96906	MS1953-10	NIPPLE, PIPE .....	1
15	PAFZZ	4730011659665	19200	9341100	RESTRICTOR, FLUID FLOW .....	1
16	PAFZZ	6920011543834	19200	9341099	RESTRICTOR, GAS FLOW .....	1
17	PAOZZ	5310009261835	96906	MS21083C3	NUT, SELF-LOCKING, HEXAGON.....	2
18	PAOZZ	5330000093948	80205	NAS1523AA3B	PACKING WITH RETAINER.....	2
19	PAOZZ	5306001509221	88044	AN3-3A	BOLT, MACHINE .....	2
20	XDOZZ		19200	11829423	PLATE, IDENTIFICATION .....	1
21	PAOZZ	5995011671347	19200	9354100	CABLE ASSEMBLY, SPECIAL .....	1
22	PBFZZ	6920013847211	19200	9340866	SIMULATOR SUBASSEMBLY.....	1
23	PAOZZ	5305000593665	96906	MS51958-69	SCREW, MACHINE .....	2
24	PAOZZ	6685011546684	19200	9340902	GAGE, PRESSURE, DIAL .....	1
25	PAFZZ	4820014107428	19200	12961220	VALVE, REGULATING, FLUID .....	1
26	XDFZZ		19200	9387416	ELBOW, STREET .....	1
27	PAOZZ	4720011546711	19200	11829801	HOSE ASSEMBLY, NONMETALLIC .....	1
28	PAOZZ	6920011707359	19200	9341008	SUPPORT, OXYGEN REGULATOR.....	1
29	PAOZZ	4730011546669	19200	9340961	ELBOW, PIPE TO TUBE .....	1
30	PAFZZ	4730006189029	96906	MS27769S1	PLUG, PIPE .....	1
31	XDFZZ		81343	2-2 130238BA	ELBOW, PIPE .....	1
32	PAFZZ	4730001870840	88044	AN816-4	ADAPTER, STRAIGHT, PIPE .....	4
33	PAOZZ	5310005157449	88044	AN960C416L	WASHER, FLAT .....	4
34	PAOZZ	5306003081392	19200	9387450	BOLT, U .....	2
35	PAOZZ	4720013130704	19200	9387452	HOSE ASSEMBLY, NONMETALLIC .....	1
36	PBOZZ	6920013846675	19200	9387449	SHIPPING AND STORAGE .....	1
37	PDOZZ	6830013861394	19200	9387446	PROPANE.....	1
38	PAFZZ	4820012880624	19200	9387448	VALVE, REGULATING, FLUID .....	1
39	PAFZZ	4730010056945	96906	MS51813-4	ELBOW, PIPE TO TUBE .....	1
40	PAOZZ	5340011543821	19200	9340904	STRAP, WEBBING .....	1
41	PBOBZ	8120012044009	19200	9363072	CYLINDER, COMPRESSED.....	1

END OF FIGURE



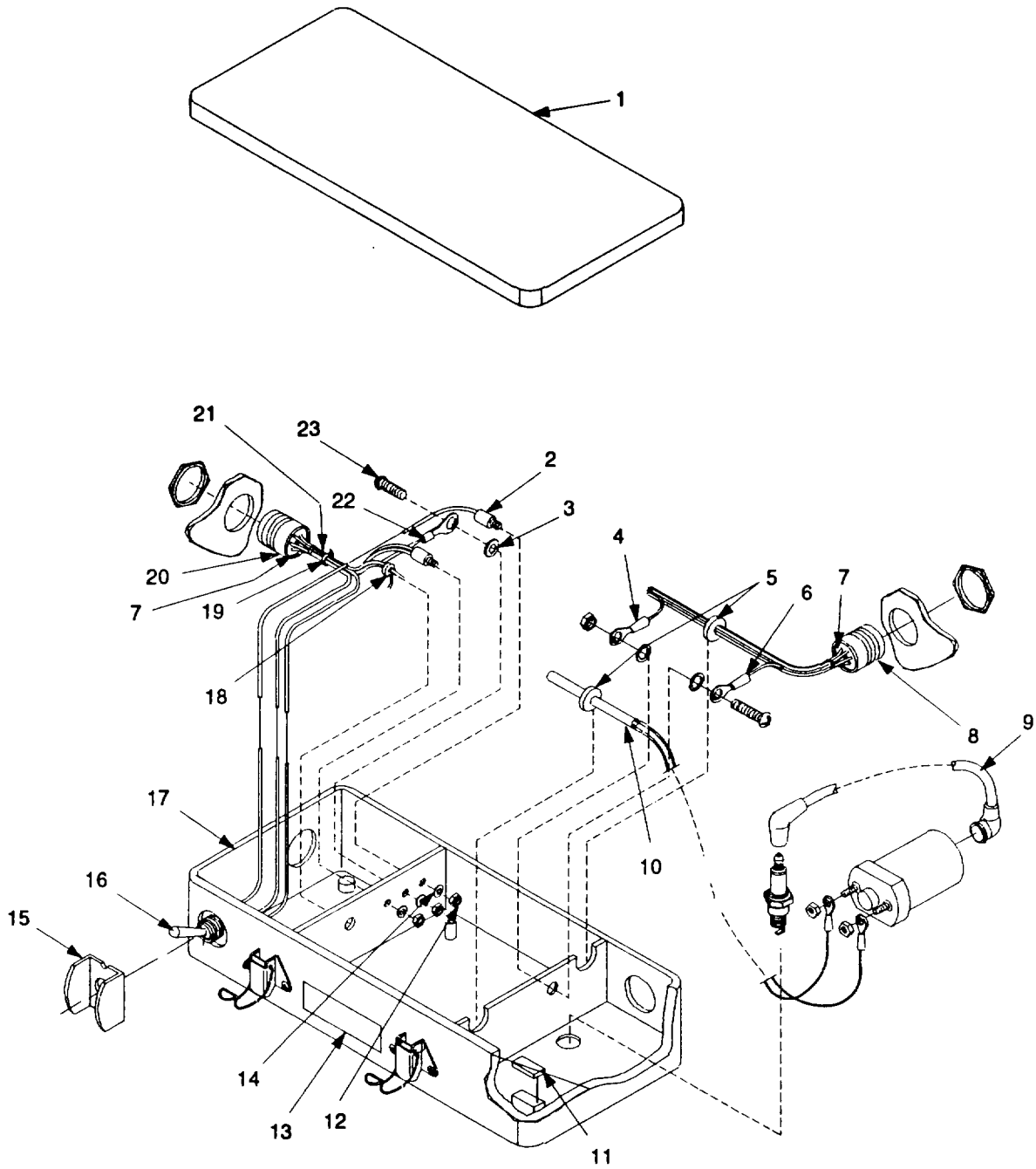


Figure 10. Electronic Component 9353778-1 (Sheet 1 of 2).

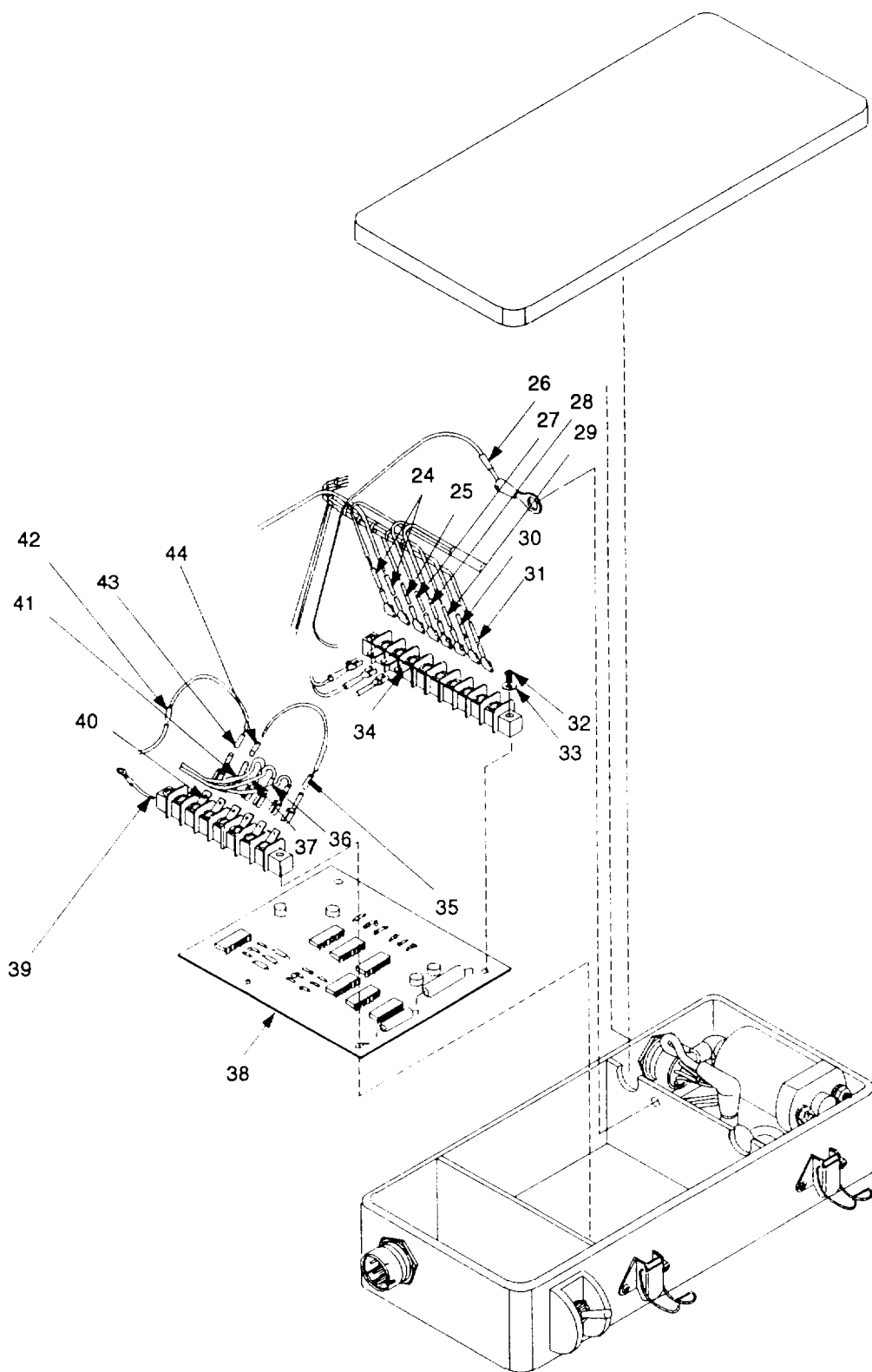


Figure 10. Electronic Component 9353778-1 (Sheet 2 of 2).

## SECTION II

TM 9-6920-742-24P-2

(1) ITEM NO	(2) SMR CODE	(3) NSN	(4) CAGEC	(5) PART NUMBER	(6) DESCRIPTION AND USABLE ON CODES (UOC)	(7) QTY
GROUP 0201 FIG. 10						
ELECTRONIC COMPONENT 9353778-1						
01	PBOZZ	5340011546816	19200	9340859	COVER, ACCESS.....	1
02	PAFZZ	5915010321850	81349	M15733/24-0008	FILTER, RADIO FREQUENCY.....	2
03	PAFZZ	5310009338120	96906	MS35338-138	WASHER, LOCK.....	3
04	MFFZZ		19200	9353954-15	MARKER, IDENTIFICATION USE NSN 5970007872325.....	1
05	PAFZZ	5325005432902	96906	MS35489-134	GROMMET, NONMETALLIC.....	2
06	MFFZZ		19200	9353954-26	MARKER, IDENTIFICATION USE NSN 5970007872325.....	1
07	PAFZZ	5935004967171	96906	MS27488-20	PLUG, END SEAL, ELECTRICAL.....	6
08	PAFZZ	5935011579565	96906	MS3474W12-8S	CONNECTOR, RECEPTACLE.....	1
09	PAOZZ	6920011543816	19200	9341014	WIRE, IGNITION.....	1
10	PAFZZ	6150013836498	19200	9340956	CABLE ASSEMBLY, SPEC.....	1
11	PAFZZ	5970013846075	19200	9353876	PAD, CUSHIONING.....	1
12	PAFZZ	5310009261835	96906	MS21083C3	NUT, SELF-LOCKING, HEXAGON.....	2
13	PAFZZ	7690012060202	19200	9363070	LABEL.....	1
14	PAFZZ	5310001670812	88044	AN960C10L	WASHER, FLAT.....	2
15	PAFZZ	5930012308807	19200	9353957-2	GUARD, SWITCH.....	1
16	PAFZZ	5925010964698	81349	M39019/01-235	CIRCUIT BREAKER.....	1
17	PBFZF	5999011543815	19200	9340858	HOUSING, ELECTRONIC.....	1
18	PAFZZ	5325001850017	96906	MS35489-33	GROMMET, NONMETALLIC.....	1
19	PAFZZ	5975009032284	96906	MS3367-4-0	STRAP, TIEDOWN, ELECTRICAL.....	9
20	PAFZZ	5935011495161	96906	MS3474W14-12P	CONNECTOR, RECEPTACLE.....	1
21	PAFZZ	6145009394964	81349	M22759/11-20-9	WIRE, ELECTRICAL.....	V
22	PAFZZ	5940001434771	96906	MS25036-103	TERMINAL, LUG.....	2
23	PAFZZ	5305009897434	96906	MS35207-263	SCREW, MACHINE.....	2
24	MFFZZ		19200	9353954-14	MARKER, IDENTIFICATION USE NSN 5970007872325.....	2
25	MFFZZ		19200	9353954-6	MARKER, IDENTIFICATION USE NSN 5970007872325.....	2
26	AFVFF		19200	9354093	WIRE, BONDING SEE FIG 11 FOR BREAKDOWN.....	1
27	MFFZZ		19200	9353954-5	MARKER, IDENTIFICATION USE NSN 5970007872325.....	1
28	MFFZZ		19200	9353954-23	MARKER, IDENTIFICATION USE NSN 5970007872325.....	1
29	MFFZZ		19200	9353954-22	MARKER, IDENTIFICATION USE NSN 5970007872325.....	1
30	MFFZZ		19200	9353954-4	MARKER, IDENTIFICATION USE NSN 5970007872325.....	1
31	MFFZZ		19200	9353954-7	MARKER, IDENTIFICATION USE NSN 59700078723250.....	1
32	PAFZZ	5305000545652	96906	MS51957-18	SCREW, MACHINE.....	4
33	PAFZZ	5310005843782	88044	AN960C4L	WASHER, FLAT.....	4
34	PAFZZ	5940000551898	19200	9387411	TERMINAL, QUICK DISCONNECT.....	4
35	MFFZZ		19200	9353954-19	MARKER, IDENTIFICATION USE NSN 5970007872325.....	1
36	MFFZZ		19200	9353954-20	MARKER, IDENTIFICATION USE NSN 5970007872325.....	1

**SECTION II**

**TM 9-6920-742-24P-2**

(1) ITEM NO	(2) SMR CODE	(3) NSN	(4) CAGEC	(5) PART NUMBER	(6) DESCRIPTION AND USABLE ON CODES (UOC)	(7) QTY
37	MFFZZ		19200	9353954-17	MARKER, IDENTIFICATION USE NSN 597000787232 .....	2
38	PAFZZ	5999901204177	19200	9363107	CIRCUIT CARD ASSEMBLY .....	1
39	MFFZZ		19200	9353054-24	MARKER, IDENTIFICATION USE NSN 5970007872352 .....	1
40	PAFZZ	5940000551923	19200	9387410	TERMINAL, QUICK DISCONNECT .....	14
41	MFFZZ		19200	9353454-8	MARKER, IDENTIFICATION USE NSN 5970007872325 .....	1
42	MFFZZ		19200	9353954-167	MARKER, IDENTIFICATION USE NSN 5970007872325 .....	2
43	PAFZZ	5940004115913	00779	60972-1	TERMINAL, QUICK DISCONNECT .....	14
44	MFFZZ		19200	9353954-3	MARKER, IDENTIFICATION USE NSN 5970007872325 .....	2

END OF FIGURE

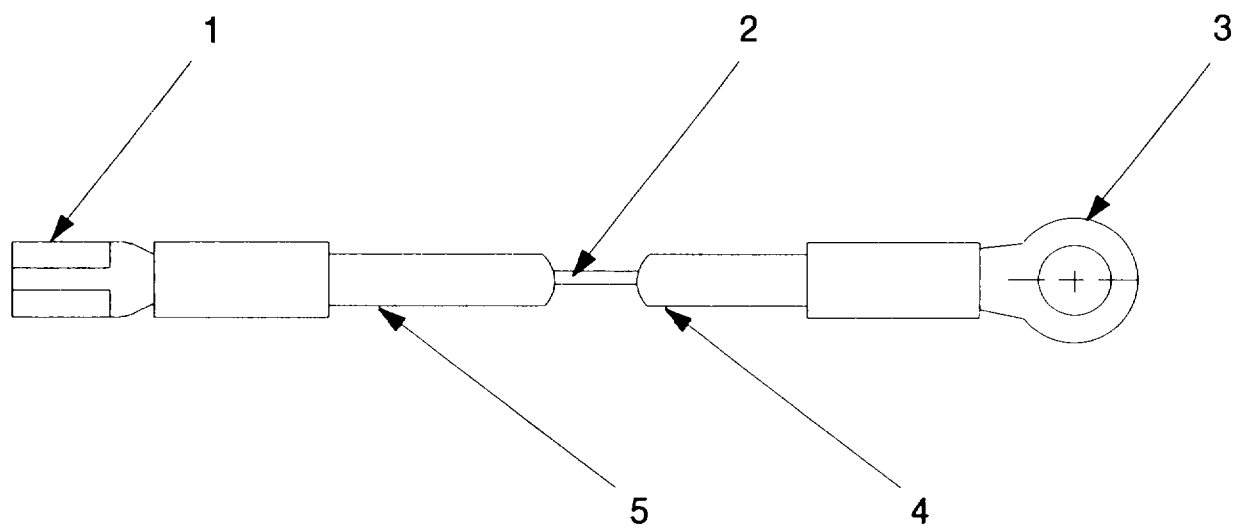


Figure 11. Wire, Bonding 9354093.

SECTION II

TM 9-6920-742-24P-2

(1) ITEM NO	(2) SMR CODE	(3) NSN	(4) CAGEC	(5) PART NUMBER	(6) DESCRIPTION AND USABLE ON CODES (UOC)	(7) QTY
GROUP 020101 FIG. 11						
WIRE, BONDING 9354093						
01	PAFZZ	5940004115913	00779	60972-1	TERMINAL, QUICK DISCONNECT .....	1
02	PAFZZ	6145009394964	81349	M22759/11-20-9	WIRE, ELECTRICAL .....	V
03	PAFZZ	5940001434771	96906	MS25036-103	TERMINAL, LUG.....	1
04	MFFZZ		19200	9353949-12	MARKER, IDENTIFICATION USE NSN 5970007872325 .....	1
05	MFFZZ		19200	9353949-8	MARKER, IDENTIFICATION USE NSN 5970007872325 .....	1

END OF FIGURE

**SECTION II**

**TM 9-6920-742-24P-2**

(1) ITEM NO	(2) SMR CODE	(3) NSN	(4) CAGEC	(5) PART NUMBER	(6) DESCRIPTION AND USABLE ON CODES (UOC)	(7) QTY
					GROUP 99 FIG. BULK	
					BULK MATERIALS	
1	PCFZZ	5970007872325	81349	M23053/5-104-4	INSULATION SLEEVING..... V UOC:M65, M66	
2	PCOZZ	8010008998825	83421	8010-00-899-8825	PRIMER COATING..... V	

END OF FIGURE

**BULK-1**

## CROSS-REFERENCE INDEXES

NATIONAL STOCK NUMBER INDEX					
STOCK NUMBER	FIG.	ITEM	STOCK NUMBER	FIG.	ITEM
5330-00-009-3948	09	18	5310-00-926-1835	09	17
5310-00-045-3299	05	06		10	12
	06	02	5310-00-933-8120	09	11
5310-00-045-4007	07	13		10	03
5305-00-052-8887	01	18	6145-00-939-4964	03	07
5305-00-054-5652	10	32		10	21
5940-00-055-1898	10	34		11	02
5940-00-055-1923	10	40	5330-00-946-8344	07	08
5970-00-057-3545	03	03	5310-00-950-1310	07	04
5305-00-059-3660	01	11	5330-00-968-1753	07	17
5305-00-059-3665	09	23	5310-00-983-8483	07	12
5305-00-059-3669	09	12	5305-00-984-4983	07	14
5940-00-143-4771	10	22	5305-00-984-6191	05	05
	11	03	5305-00-988-7603	06	01
5306-00-150-9221	09	19	5305-00-989-7434	10	23
5330-00-166-0990	09	07	4730-01-005-6945	09	39
5310-00-167-0812	01	12	5915-01-032-1850	10	02
	10	14	5940-01-082-7545	03	20
5325-00-185-0017	10	18	5925-01-096-4698	10	16
4730-00-187-0840	09	32	5930-01-141-5368	07	02
4730-00-196-1482	09	14	5935-01-149-5161	10	20
5330-00-202-2596	01	03	5999-01-154-3815	10	17
5940-00-204-8966	03	09	6920-01-154-3816	10	09
	07	11	5340-01-154-3821	09	40
1650-00-222-4525	07	18	6920-01-154-3834	09	16
5305-00-253-5617	05	13	4730-01-154-6669	09	29
2920-00-294-3892	09	02	6685-01-154-6684	09	24
5975-00-296-4095	01	09	4720-01-154-6711	09	27
5306-00-308-1392	09	34	4810-01-154-6809	09	08
5940-00-411-2643	01	04	5340-01-154-6816	10	01
5940-00-411-5913	03	14	4710-01-154-6963	09	09
	10	43	5935-01-157-9565	10	08
	11	01	6150-01-158-2258	01	07
5340-00-464-4792	07	19	5330-01-158-2262	01	15
5935-00-496-7171	10	07	5340-01-158-2268	01	13
5310-00-515-7449	09	33	5340-01-158-2276	01	16
5310-00-543-2410	07	05	5998-01-158-2294	01	05
5325-00-543-2902	10	05	5999-01-158-4528	09	05
5330-00-584-0263	01	08	6920-01-158-4558	09	10
5310-00-595-6425	10	33	5935-01-159-3319	01	01
4730-00-618-9029	09	30	5970-01-162-6918	03	05
5310-00-638-9857	01	17	4730-01-165-9665	09	15
6145-00-754-8057	07	10	5995-01-167-1347	09	21
5970-00-787-2325	BULK	1	7690-01-168-0477	09	03
5930-00-852-2407	07	09	6920-01-170-7359	09	28
5310-00-880-5978	06	03	5940-01-172-2948	03	23
5305-00-889-2998	07	06	6920-01-204-3954	05	01
8010-00-899-8825	BULK	2	5995-01-204-3956	08	01
5975-00-903-2284	10	19	5306-01-204-4001	05	02
5310-00-926-1835	01	14	5306-01-204-4002	05	10



## CROSS-REFERENCE INDEXES

STOCK NUMBER	FIG.	ITEM	NATIONAL STOCK NUMBER INDEX		FIG.	ITEM
			STOCK NUMBER			
8120-01-204-4009	09	41				
5330-01-204-4044	06	07				
5999-01-204-4177	10	38				
6920-01-204-5769	07	16				
5935-01-204-5770	05	34				
5340-01-204-5870	05	08				
7690-01-206-0202	10	13				
2920-01-206-4010	39	04				
5930-01-230-8807	10	15				
5310-01-253-1618	05	07				
4820-01-288-0624	09	38				
5998-01-293-2151	05	11				
5999-01-294-9896	07	15				
5999-01-294-9897	07	03				
4820-01-295-0045	09	13				
4720-01-313-0704	09	35				
6150-01-361-1370	04	02				
6625-01-381-7578	06	08				
5995-01-382-6866	01	02				
5995-01-383-0404	07	07				
2940-01-383-5208	09	06				
6150-01-383-6498	10	10				
5970-01-384-6075	10	11				
6920-01-384-6675	09	36				
6920-01-384-7211	09	22				
6220-01-385-2988	02	01				
6920-01-385-3067	06	05				
5310-01-385-8621	05	03				
6830-01-386-1394	09	37				
6920-01-387-1947	05	09				
5998-01-390-8357	06	06				
4820-01-410-7428	09	25				

## CROSS-REFERENCE INDEXES

CAGEC	PART NUMBER	PART NUMBER INDEX STOCK NUMBER	FIG	ITEM
88044	AN3-3A	5306-00-150-9221	09	19
88044	AN816-4	4730-00-187-0840	09	32
88044	AN960C10L	5310-00-167-0812	01	12
			10	14
88044	AN960C4L	5310-00-595-6425	10	33
88044	AN960C416L	5310-00-515-7449	09	33
88044	AN960C6L	5310-00-638-9857	01	17
96906	MS15795-807	5310-00-880-5978	06	03
96906	MS16995-27	5305-00-988-7603	06	01
96906	MS20813-1	1650-00-222-4525	07	18
96906	MS21083C3	5310-00-926-1835	01	14
			09	17
			10	12
96906	MS21318-23	5305-00-253-5617	05	13
96906	MS24630-24	5305-00-052-8887	01	18
96906	MS24659-23D	5930-00-852-2407	07	09
96906	MS25036-102	5940-00-204-8966	03	09
			07	11
96906	MS25036-103	5940-00-143-4771	10	22
			11	03
96906	MS27183-4	5310-00-950-1310	07	04
96906	MS27183-5	5310-00-983-8483	07	12
96906	MS27488-20	5935-00-496-7171	10	07
96906	MS27769S1	4730-00-618-9029	09	30
96906	MS28775-218	5330-00-584-0263	01	08
96906	MS3126P14-12P		03	02
96906	MS3181-14NA	5935-01-159-3319	01	01
96906	MS3367-4-0	5975-00-903-2284	10	19
96906	MS3474W12-8S	5935-01-157-9565	10	08
96906	MS3474W14-12P	5935-01-149-5161	10	20
96906	MS35206-216	5305-00-889-2998	07	06
96906	MS35206-226	5305-00-984-4983	07	14
96906	MS35206-243	5305-00-984-6191	05	05
96906	MS35207-263	5305-00-989-7434	10	23
96906	MS35338-138	5310-00-933-8120	09	11
			10	03
96906	MS35338-40	5310-00-543-2410	07	05
96906	MS35338-41	5310-00-045-4007	07	13
96906	MS35338-42	5310-00-045-3299	05	06
			06	02
96906	MS35489-134	5325-00-543-2902	10	05
96906	MS35489-33	5325-00-185-0017	10	18
96906	MS51412-18	5310-01-253-1618	05	07
96906	MS51607-1		07	20
96906	MS51813-4	4730-01-005-6945	09	39
96906	MS51953-10	4730-00-196-1482	09	14
96906	MS51957-18	5305-00-054-5652	10	32
96906	MS51958-64	5305-00-059-3660	01	11
96906	MS51958-69	5305-00-059-3665	09	23
96906	MS51958-73	5305-00-059-3669	09	12
96906	MS52000-5	5330-00-946-8344	07	08

## CROSS-REFERENCE INDEXES

CAGEC PART NUMBER		PART NUMBER INDEX STOCK NUMBER	FIG.	ITEM
96906	MS52000-7	5330-00-968-1753	07	17
81349	M15733/24-0008	5915-01-032-1850	10	02
81349	M16878/4BFB0	6145-00-754-8057	07	10
81349	M19622/1-004	5975-00-296-4095	01	09
81349	M19622/19-0006	5330-00-202-2596	01	03
81349	M22759/11-20-9	6145-00-939-4964	03	07
			10	21
			11	02
81349	M23053/5-104-4	5970-00-787-2325	BULK	1
81349	M23053/5-109-0		03	06
81349	M23053/5-109-4	5970-00-057-3545	03	03
81349	M23053/5-305-0	5970-01-162-6918	03	05
81349	M39019/01-235	5925-01-096-4698	10	16
81349	M5423/16-01	5930-01-141-5368	07	02
81349	M83248/1-014	5330-00-166-0990	09	07
80205	NAS1523AA3B	5330-00-009-3948	09	18
70040	R45	2920-00-294-3892	09	02
19200	10516567	5340-00-464-4792	07	19
19200	11829423		01	06
			09	20
19200	11829502-1		03	17
19200	11829502-11		03	21
19200	11829502-12		03	22
19200	11829502-13		03	18
19200	11829502-14		03	13
19200	11829502-15		03	15
19200	11829502-16		03	08
19200	11829502-17		03	11
19200	11829502-18		03	12
19200	11829502-19		03	10
19200	11829502-20		03	19
19200	11829502-6		03	16
19200	11829552	5998-01-158-2294	01	05
19200	11829556	5330-01-158-2262	01	15
19200	11829681		01	10
19200	11829683	5340-01-158-2276	01	16
19200	11829684		02	02
19200	11829685	6220-01-385-2988	02	01
19200	11829686	6150-01-158-2258	01	07
19200	11829687	5995-01-382-6866	01	02
19200	11829779	5340-01-158-2268	01	13
19200	11829801	4720-01-154-6711	09	27
19200	11829802	4710-01-154-6963	09	09
19200	11829804	4820-01-295-0045	09	13
19200	11829811	6920-01-158-4558	09	10
19200	12725001-1		04	01
19200	12725002	6150-01-361-1370	04	02
19200	12725003	6920-01-387-1947	05	09
19200	12725004	6920-01-204-3954	05	01
19200	12725005	5340-01-204-5870	05	08
19200	12725006	5935-01-204-5770	05	04

## CROSS-REFERENCE INDEXES

CAGEC	PART NUMBER	PART NUMBER INDEX STOCK NUMBER	FIG	ITEM
19200	12725010	5995-01-204-3956	08	01
19200	12725013-1	5306-01-204-4002	05	10
19200	12725013-2	5306-01-204-4001	05	02
19200	12725014-1	5998-01-293-2151	05	11
19200	12725015-1	6920-01-385-3067	06	05
19200	12725016-1		07	01
19200	12725021	6920-01-204-5769	07	16
19200	12725023-1		08	02
19200	12725026-1	6625-01-381-7578	06	08
19200	12725031	5330-01-204-4044	06	07
19200	12725038	5310-01-385-8621	05	03
19200	12725040-1	5999-01-294-9897	07	03
19200	12725040-2	5999-01-294-9896	07	15
19200	12725086	5998-01-390-8357	06	06
19200	12725090	5995-01-383-0404	07	07
19200	12725099-1		05	12
19200	12725099-2		06	04
19200	12961220	4820-01-410-7428	09	25
81343	2-2 130238BA		09	31
00779	60972-1	5940-00-411-5913	03	14
			10	43
			11	01
83421	8010-00-899-8825	8010-00-899-8825	BULK	2
19200	9340858	5999-01-154-3815	10	17
19200	9340859	5340-01-154-6816	10	01
19200	9340866	6920-01-384-7211	09	22
19200	9340875	4810-01-154-6809	09	08
19200	9340876	5999-01-158-4528	09	05
19200	9340879	5940-01-082-7545	03	20
19200	9340880	5940-00-411-2643	01	04
19200	9340902	6685-01-154-6684	09	24
19200	9340904	5340-01-154-3821	09	40
19200	9340956	6150-01-383-6498	10	10
19200	9340961	4730-01-154-6669	09	29
19200	9341008	6920-01-170-7359	09	28
19200	9341014	6920-01-154-3816	10	09
19200	9341099	6920-01-154-3834	09	16
19200	9341100	4730-01-165-9665	09	15
19200	9341137		03	01
19200	9353778-1		09	01
19200	9353876	5970-01-384-6075	10	11
19200	9353932	5940-01-172-2948	03	23
19200	9353949-12		11	04
19200	9353949-8		11	05
19200	9353954-14		10	24
19200	9353954-15		10	04
19200	9353954-167		10	42
19200	9353954-17		10	37
19200	9353954-19		10	35
19200	9353954-20		10	36
19200	9353954-22		10	29


## CROSS-REFERENCE INDEXES

CAGEC	PART NUMBER INDEX		FIG	ITEM
	PART NUMBER	STOCK NUMBER		
19200	9353954-23		10	28
19200	9353954-24		10	39
19200	9353954-26		10	06
19200	9353954-3		10	44
19200	9353954-4		10	30
19200	9353954-5		10	27
19200	9353954-6		10	25
19200	9353954-7		10	31
19200	9353954-8		10	41
19200	9353957-2	5930-01-230-8807	10	15
19200	9354093		10	26
19200	9354100	5995-01-167-1347	09	21
19200	9354237	7690-01-168-0477	09	03
19200	9362991	2920-01-206-4010	09	04
19200	9363070	7690-01-206-0202	10	13
19200	9363072	8120-01-204-4009	09	41
19200	9363107	5999-01-204-4177	10	38
19200	9363135-2		03	04
19200	9387410	5940-00-055-1923	10	40
19200	9387411	5940-00-055-1898	10	34
19200	9387416		09	26
19200	9387417	2940-01-383-5208	09	06
19200	9387446	6830-01-386-1394	09	37
19200	9387448	4820-01-288-0624	09	38
19200	9387449	6920-01-384-6675	09	36
19200	9387450	5306-00-308-1392	09	34
19200	9387452	4720-01-313-0704	09	35

By Order of the Secretary of the Army:

DENNIS J. REIMER  
*General, United States Army*  
*Chief of Staff*

Official:



JOEL B. HUDSON  
*Administrative Assistant to the*  
*Secretary of the Army*  
03543

**DISTRIBUTION:** To be distributed in accordance with the initial distribution number (IDN) 372433 requirements for TM 9-6920-742-24P-2.

\*U.S. GOVERNMENT PRINTING OFFICE: 1997 - 545-039/400097

RECOMMENDED CHANGES TO EQUIPMENT TECHNICAL PUBLICATIONS



THEN... JOT DOWN THE DOPE ABOUT IT ON THIS FORM, CAREFULLY TEAR IT OUT, FOLD IT AND DROP IT IN THE MAIL!

**SOMETHING WRONG WITH THIS PUBLICATION?**

FROM: (PRINT YOUR UNIT'S COMPLETE ADDRESS)

DATE SENT

PUBLICATION NUMBER

PUBLICATION DATE

PUBLICATION TITLE

BE EXACT... PIN-POINT WHERE IT IS

PAGE NO.	PARA-GRAPH	FIGURE NO.	TABLE NO.
----------	------------	------------	-----------

IN THIS SPACE TELL WHAT IS WRONG AND WHAT SHOULD BE DONE ABOUT IT:

TEAR ALONG PERFORATED LINE

PRINTED NAME, GRADE OR TITLE, AND TELEPHONE NUMBER

SIGN HERE:

DA FORM 1 JUL 79 2028-2

PREVIOUS EDITIONS ARE OBSOLETE.

P.S.—IF YOUR OUTFIT WANTS TO KNOW ABOUT YOUR RECOMMENDATION MAKE A CARBON COPY OF THIS AND GIVE IT TO YOUR HEADQUARTERS.





This fine document...

Was brought to you by me:



## [Liberated Manuals -- free army and government manuals](#)

Why do I do it? I am tired of sleazy CD-ROM sellers, who take publicly available information, slap “watermarks” and other junk on it, and sell it. Those masters of search engine manipulation make sure that their sites that sell free information, come up first in search engines. They did not create it... They did not even scan it... Why should they get your money? Why are not letting you give those free manuals to your friends?

I am setting this document FREE. This document was made by the US Government and is NOT protected by Copyright. Feel free to share, republish, sell and so on.

I am not asking you for donations, fees or handouts. If you can, please provide a link to [liberatedmanuals.com](http://liberatedmanuals.com), so that free manuals come up first in search engines:

<A HREF=<http://www.liberatedmanuals.com/>>Free Military and Government Manuals</A>

- Sincerely  
Igor Chudov  
<http://igor.chudov.com/>
- [Chicago Machinery Movers](#)