

**TM 9-1015-223-23P**

---

**TECHNICAL MANUAL**

**ORGANIZATIONAL AND DIRECT SUPPORT MAINTENANCE  
REPAIR PARTS AND SPECIAL TOOLS LIST**

**FOR**

**90-MM RECOILLESS RIFLE: M67 W/E  
(1015-00-657-7534)**

---

**HEADQUARTERS, DEPARTMENT OF THE ARMY 1985**



Technical Manual  
 No. 9-1015-223-23P

HEADQUARTERS  
 DEPARTMENT OF THE ARMY  
 Washington, DC

16 October 1985

**Organizational and Direct Support Maintenance  
 Repair Parts and Special Tools List  
 for  
 90-MM RECOILLESS RIFLE: M67 W/E  
 (1040-01 -143-9506)**

Current as of 2 June 1985

**REPORTING ERRORS AND RECOMMENDING IMPROVEMENTS**

You can help improve this manual. If you find any mistakes or if you know of a way to improve the procedures; please let us know. Mail your letter, DA Form 2028 (Recommended Changes to Publications and Blank Forms), or DA Form 2028-2 located in back of this manual direct to: Commander, US Army Armament, Munitions and Chemical Command, ATTN: AMSMC-MAS, Rock Island, IL 61299-6000. A reply will be furnished to you.

**TABLE OF CONTENTS**

	Page	Illus Figure
<b>Section I. INTRODUCTION</b> .....	<b>1</b>	
<b>Section II. REPAIR PARTS LIST</b> .....	<b>1-1</b>	
Group 00 90-mm Recoilless rifle M67 W/E(8421892) .....	1-1	1
Group 04 Basic issue items (repair parts) .....	1-1	1
0402 Clamp assembly (7659949) .....	1-1	1
Group 01 Straight telescope M103 (7659740) .....	2-1	2
Group 03 90-mm Recoilless rifle M67 (trigger mechanism) (8768198) .....	3-1	3
0301 Monopod assembly (8766067) .....	3-1	3
0302 Front bracket assembly (8766065) .....	3-1	3
Group 03 90-mm Recoilless rifle M67 W/E (shield and cable) (8768198) .....	4-1	4
Group 03 90-mm Recoilless rifle M67 (breechblock) (87681 98) .....	5-1	5
0303 Safety assy (8768371) .....	5-1	5
0304 Lock ring assy (8769057) .....	5-1	5
Group 03 90-mm Recoilless rifle M67 (rear bracket) (8768198) .....	6-1	6
Group 05 7.62-mm Subcaliber gun: M149A1 (11577670) .....	7-1	7
Group 9999 Bulk materials .....	BULK-1	

\* This manual supersedes TM 9-1015-223-24P, dated 16 September 1968, including all changes.

TABLE OF CONTENTS (CONT)

	Page	Illus Figu
<b>Section III. SPECIAL TOOL LIST</b> .....	<b>8-1</b>	
Group 9500 Special tools .....	8-1	8
<b>Section IV. NATIONAL STOCK NUMBER AND PART NUMBER INDEX</b> .....	<b>I-1</b>	

# ORGANIZATIONAL AND DIRECT SUPPORT MAINTENANCE REPAIR PARTS AND SPECIAL TOOLS LIST (INCLUDING DEPOT MAINTENANCE REPAIR PARTS)

## Section I. INTRODUCTION

**1. SCOPE.** This RPSTL lists and authorizes spares and repair parts; special tools; special test, measurement, and diagnostic equipment (TMDE); and other special support equipment required for performance of organizational and direct support maintenance of the recoilless rifle. It authorizes the requisitioning, issue, and disposition of spares, repair parts and special tools indicated by the Source, Maintenance and Recoverability (SMR) codes.

**2. GENERAL.** In addition to Section I, Introduction, this Repair Parts and Special Tools List is divided into the following sections:

a. *Section II. Repair Parts List.* A list of spares and repair parts authorized by this RPSTL for use in the performance of maintenance. The list also includes parts which must be removed for replacement of the authorized parts. Parts lists are composed of functional groups in ascending alphanumeric sequence, with the parts in each group listed in ascending figure and item number sequence. Bulk materials are listed in item name sequence. Repair parts kits are listed separately in their own functional group within section II. Repair parts for repairable special tools are also listed in this section. Items listed are shown on the associated illustration(s)/figure(s).

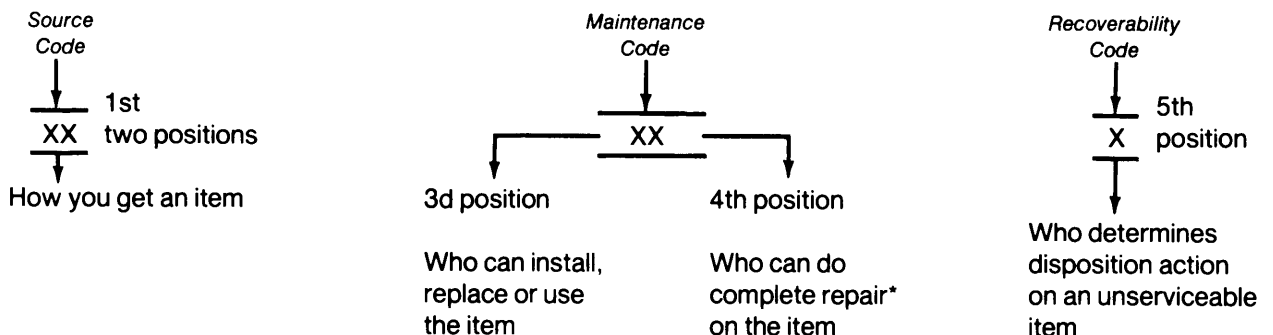
b. *Section III. Special Tools List.* A list of special tools, special TMDE, and other special support equipment authorized by this RPSTL (as indicated by Basis of Issue (BOI) information in DESCRIPTION AND USABLE ON CODE column) for the performance of maintenance.

c. *Section IV. National Stock Number and Part Number Index.* A list, in National item identification number (NIIN) sequence, of all National stock numbered items appearing in the listing, followed by a list in alphanumeric sequence of all part numbers appearing in the listings. National stock numbers and part numbers are cross-referenced to each illustration figure and item number appearance.

**3. EXPLANATION OF COLUMNS (SECTIONS II AND III).**

a. *ITEM NO. (Column (1)).* Indicates the number used to identify items called out in the illustration.

b. *SMR CODE (Column (2)).* The Source, Maintenance, and Recoverability (SMR) code is a 5-position code containing supply/requisitioning information, maintenance category authorization criteria, and disposition instruction, as shown in the following breakout:



\*Complete Repair: Maintenance capacity, capability, and authority to perform all corrective maintenance tasks of the "Repair" function in a use/user environment in order to restore serviceability to a failed item.

(1) Source code. The source code tells you how you get an item needed for maintenance, repair, or overhaul of an end item/equipment. Explanations of source codes follow:

Code	Explanation
<p>PA PB PC** PD PE PF PG</p>	<p>Stocked items; use the applicable NSN to request/requisition items with these source codes. They are authorized to the category indicated by the code entered in the 3d position of the SMR code.</p> <p>**NOTE: Items coded PC are subject to deterioration.</p>
<p>KD KF KB</p>	<p>Items with these codes are not to be requested/requisitioned individually. They are part of a kit which is authorized to the maintenance category indicated in the 3d position of the SMR code. The complete kit must be requisitioned and applied.</p>
<p>MO-(Made at org/ AVUM Level) MF-(Made at DS/ AVIM Level) MH-(Made at GS Level) ML-(Made at Specialized Repair Act (SRA) MD-(Made at Depot)</p>	<p>Items with these codes are not to be requested/requisitioned individually. They must be made from bulk material which is identified by the part number in the DESCRIPTION AND USABLE ON CODE (UOC) column and listed in the bulk material group in the repair parts list in this RPSTL. If the item is authorized to you by the 3d position code of the SMR code, but the source code indicates it is made at a higher level, order the item from the higher level of maintenance.</p>
<p>AO-(Assembled by org/AVUM Level) AF-(Assembled by DS/AVIM Level) AH-(Assembled by GS Level) AL-(Assembled by SRA) AD-(Assembled by Depot)</p>	<p>Items with these codes are not to be requested/requisitioned individually. The parts that make up the assembled item must be requisitioned or fabricated and assembled at the level of maintenance indicated by the source code. If the 3d position code of the SMR code authorizes you to replace the item, but the source code indicates the item is assembled at a higher level, order the item from the higher level of maintenance.</p>
<p>XA - Do not requisition an "XA" -coded item. Order its next higher assembly. (Also, refer to the NOTE below.)</p>	
<p>XB - If an "XB" item is not available from salvage, order it using the FSCM and part number given.</p>	
<p>XC - Installation drawing, diagram, instruction sheet, field service drawing, that is identified by manufacturer's part number.</p>	
<p>XD - Item is not stocked. Order an "XD" -coded item through normal supply channels using the FSCM and part number given, if no NSN is available.</p>	

NOTE

Cannibalization or controlled exchange, when authorized, maybe used as a source of supply for items with the above source codes, except for those source coded "XA" or those aircraft support items restricted by requirements of AR 700-42.

(2) Maintenance code. Maintenance codes tell you the level(s) of maintenance authorized to USE and REPAIR support items. The maintenance codes are entered in the third and fourth positions of the SMR code as follows:

(a) The maintenance code entered in the third position tells you the lowest maintenance level authorized to remove, replace, and use an item. The maintenance code entered in the third position will indicate authorization to one of the following levels of maintenance:

<i>Code</i>	<i>Application/Explanation</i>
C	- Crew or operator maintenance done within organizational or aviation unit maintenance.
O	- Organizational or aviation unit category can remove, replace, and use the item.
F	- Direct support or aviation intermediate level can remove, replace, and use the item.
H	- General support level can remove, replace, and use the item.
L	- Specialized repair activity can remove, replace, and use the item.
D	- Depot level can remove, replace, and use the item.

(b) The maintenance code entered in the fourth position tells you whether or not the item is to be repaired and identifies the lowest maintenance level with the capability to do complete repair (i.e., perform all authorized repair functions).

**NOTE**

Some limited repair may be done on the item at a lower level of maintenance, if authorized by the Maintenance Allocation Chart (MAC) and SMR codes.

This position will contain one of the following maintenance codes:

<i>Code</i>	<i>Application/Explanation</i>
O	- Organizational or aviation unit is the lowest level that can do complete repair of the item,
F	- Direct support or aviation intermediate is the lowest level that can do complete repair of the item.
H	- General support is the lowest level that can do complete repair of the item.
L	- Specialized repair activity (designate the specialized repair activity) is the lowest level that can do complete repair of the item.
D	- Depot is the lowest level that can do complete repair of the item.
Z	- Nonreparable. No repair is authorized.
B	- No repair is authorized. No parts or special tools are authorized for the maintenance of a "B" coded item. However, the item may be reconditioned by adjusting, lubricating, etc., at the user level.

(3) Recoverability code. Recoverability codes are assigned to items to indicate the disposition action on unserviceable items. The recoverability code is entered in the fifth position of the SMR code as follows:

<i>Recoverability Codes</i>	<i>Application/Explanation</i>
Z	Nonreparable item. When unserviceable, condemn and dispose of the item at the level of maintenance shown in 3d position of SMR code.
O	Reparable item. When uneconomically repairable, condemn and dispose of the item at organizational or aviation unit level.
F	Reparable item. When uneconomically repairable, condemn and dispose of the item at the direct support or aviation intermediate level.
H	Reparable item. When uneconomically repairable, condemn and dispose of the item at the general support level.
D	Reparable item. When beyond lower level repair capability, return to depot. Condemnation and disposal of item not authorized below depot level.
L	Reparable item. Condemnation and disposal not authorized below specialized repair activity (SRA).
A	Item requires special handling or condemnation procedures because of specific reasons (e.g., precious metal-content, high dollar value, critical material, or hazardous material). Refer to appropriate manuals/directives for specific instructions.

c. *FSCM (Column (3))*. The Federal Supply Code for Manufacturer (FSCM) is a 5-digit numeric code which is used to identify the manufacturer, distributor, or Government agency, etc., that supplies the item.

d. *PART NUMBER (Co/umn (4))*. Indicates the primary number used by the manufacturer (individual, company, firm, corporation, or Government activity), which controls the design and characteristics of the item by means of its engineering drawings, specifications standards, and inspection requirements to identify an item or range of items.

**NOTE**

When you use an NSN to requisition an item, the item you receive may have a different part number from the part ordered.

e. *DESCRIPTION AND USABLE ON CODE (UOC) (Co/umn (5))*. This column includes the following information:

(1) The Federal item name and, when required, a minimum description to identify the item.

(2) Spare/repair parts that make up an assembled item are listed immediately following the assembled item line entry.

(3) Part numbers for bulk materials are referenced in this column in the line item entry for the item to be manufactured/fabricated.

(4) In the Special Tools List section, the basis of issue (BOI) appears as the last line(s) in the entry for each special tool, special TMDE, and other special support equipment. When density of equipments supported exceeds density spread indicated in the basis of issue, the total authorization is increased proportionately.

(5) The statement "END OF FIGURE" appears just below the last item description in column 5 for a given figure in both section II and section III.

f. *QTY (Co/umn (6))*. The QTY (quantity per figure column) indicates the quantity of the item used in the breakout shown on the illustration figure, which is prepared for a functional group, subfunctional group, or an assembly. A "V" appearing in this column in lieu of a quantity indicates that the quantity is variable and the quantity may vary from application to application.



4. EXPLANATION OF COLUMNS (SECTION IV).

a. NATIONAL STOCK NUMBER INDEX.

(1) STOCK NUMBER column. This column lists the NSN by National item identification number

(NIIN) sequence. The NIIN consists of the last nine digits of the NSN (i.e., 5385-01-574-1476).  
NSN  
NIIN

When using this column to locate an item, ignore the first 4 digits of the NSN. However, the complete NSN should be used when ordering items by stock number.

(2) FIG. column. This column lists the number of the figure where the item is identified/located. The figures are in numerical order in section II and section III.

(3) ITEM column. The item number identifies the item associated with the figure listed in the adjacent FIG. column. This item is also identified by the NSN listed on the same line.

b. PART NUMBER INDEX. Part numbers in this index are listed by part number in ascending alphanumeric sequence (i.e., vertical arrangement of letter and number combination which places the first letter or digit of each group in order A through Z, followed by the numbers O through 9 and each following letter or digit in like order).

(1) FSCM column. The Federal Supply Code for Manufacturer (FSCM) is a 5-digit numeric code used to identify the manufacturer, distributor, or Government agency, etc., that supplies the item.

(2) PART NUMBER column. Indicates the primary number used by the manufacturer (individual, firm, corporation, or Government activity), which controls the design and characteristics of the item by means of its engineering drawings, specifications standards, and inspection requirements to identify an item or range of items.

(3) STOCK NUMBER column. This column lists the NSN for the associated part number and manufacturer identified in the PART NUMBER and FSCM columns to the left.

(4) FIG. column. This column lists the number of the figure where the item is identified/located in sections II and III.

(5) ITEM column. The item number is that number assigned to the item as it appears in the figure referenced in the adjacent figure number column.

5. SPECIAL INFORMATION.

a. *Fabrication Instructions.* Bulk materials required to manufacture items are listed in the bulk material functional group of this RPSTL. Part numbers for bulk materials are also referenced in the description column of the line item entry for the item to be manufactured/fabricated. Detailed fabrication instructions for items source coded to be manufactured or fabricated are found in TM9-1015-223-12 and TM 9-1015-223-30.

b. *Assembly Instructions.* Detailed assembly instructions for items source coded to be assembled from component spare/repair parts are found in TM 9-1015-223-30. Items that makeup the assembly are listed immediately following the assembly item entry or reference is made to an applicable figure.

c. *Index Numbers.* Items which have the word BULK in the figure column will have an index number shown in the item number column. This index number is a cross-reference between the National Stock Number/Part Number index and the bulk material list in section II.

d. *Associated Publications.* The publication(s) listed below pertain to ## and its components:

<i>Publication</i>	<i>Short Title</i>
TM 9-1015-223-12	90-MM Recoilless Rifle: M67 W/E
TM 9-1015-223-30	90-MM Recoilless Rifle: M67 W/E

**6. HOW TO LOCATE REPAIR PARTS.**

*a. When National Stock Number or Part Number is Not Known:*

(1) First. Using the table of contents, determine the assembly group or subassembly group to which the item belongs. This is necessary since figures are prepared for assembly groups and subassembly groups, and listings are divided into the same groups.

(2) Second. Find the figure covering the functional group or subfunctional group to which the item belongs.

(3) Third. Identify the item on the figure and note the item number.

(4) Fourth. Refer to the Repair Parts List for the figure to find the part number for the item number noted on the figure.

(5) Fifth. Refer to the Part Number Index to find the NSN, if assigned.

*b. When National Stock Number or Part Number is Known:*

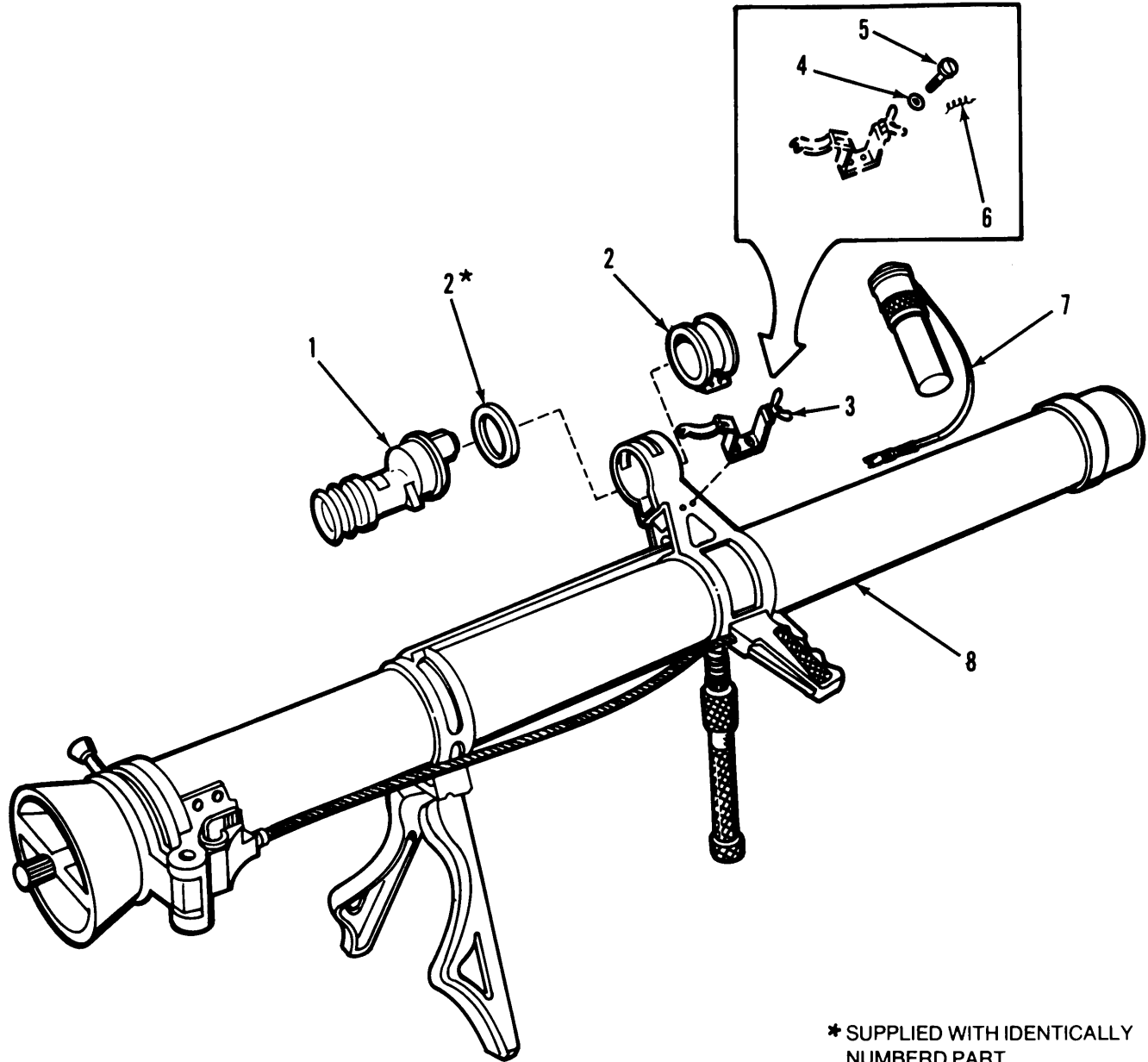
(1) First. Using the index of National stock numbers and part numbers, find the pertinent National stock number or part number. The NSN index is in National Item Identification Number (NIIN) sequence (see 4a(1)). The part numbers in the PART NUMBER INDEX are listed in ascending alphanumeric sequence (see 4b). Both indexes cross-reference you to the illustration figure and item number of the item you are looking for.

(2) Second. After finding the figure and item number, verify that the item is the one you're looking for, then locate the item number in the repair parts list for the figure.

**7. ABBREVIATIONS.** Not applicable.



Section II. REPAIR PARTS LIST



\* SUPPLIED WITH IDENTICALLY  
NUMBERD PART

Figure 1. 90-mm Recoilless Rifle M67 w/e and Clamp Assembly

## SECTION II

TM9-1015-223-23P

(1) ITEM NO	(2) SMR CODE	(3) FSCM	(4) PART NUMBER	(5) DESCRIPTION AND USABLE ON CODE (UOC)	(6) QTY
				GROUP OO 90-MM RECOILLESS RIFLE M67 W/E (8421892) AND GROUP 0402 CLAMP ASSEMBLY (7659949)	
				FIG. 1 90-MM RECOILLESS RIFLE M67 W/E AND CLAMP ASSEMBLY	
1	PACHH	19200	7659740	TELESCOPE, STRAIGHT M103	1
2	PAOHH	19200	7659765	MOUNT TELESCOPE, M110	1
3	PAOOO	19200	7659949	CLAMP ASSEMBLY	1
4	PAOZZ	96906	MS35338-138	WASHER, LOCK	2
5	PAOZZ	96906	MS35276-261	SCREW	2
6	MOOZZ	19204	NPNLW	WIRE MAKE FROM WIRE P/N QQW461/NSN 9505-00-684-4841	1
7	PACOO	19200	8246214	LIGHT, INSTRUMENT M54	1
8	XAOFA	19200	8768198	90-MM RECOILLESS RIFLE M67	1
				END OF FIGURE	

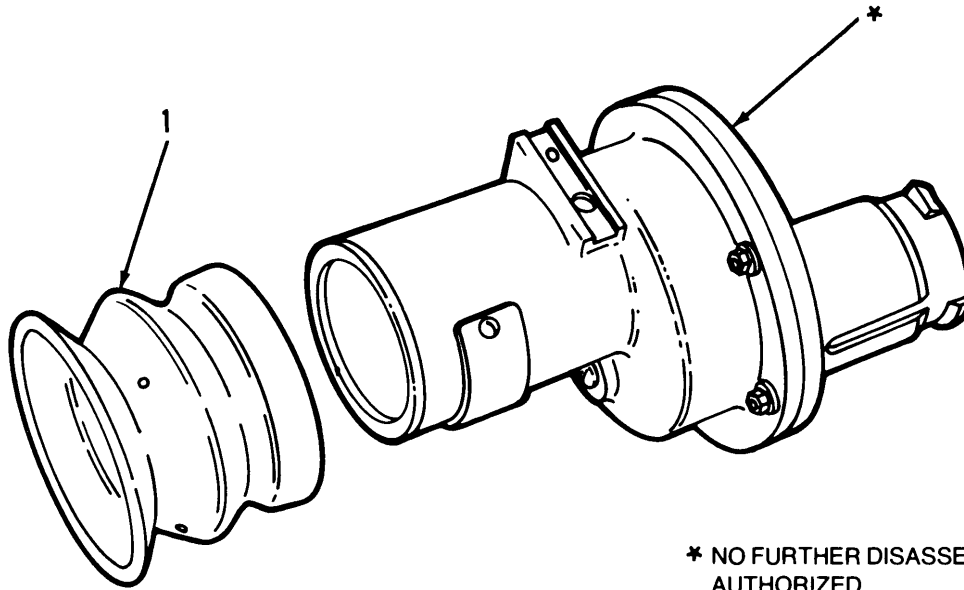


Figure 2. Straight Telescope M103

\* NO FURTHER DISASSEMBLY AUTHORIZED.

(1) ITEM NO	(2) SMR CODE	(3) FSCM	(4) PART NUMBER	(5) DESCRIPTION AND USABLE ON CODES(UOC)	(6) QTY
-------------------	--------------------	-------------	-----------------------	---	------------

GROUP 01 STRAIGHT TELESCOPE M103  
(7659740)

FIG. 2 STRAIGHT TELESCOPE M103

1 PA0ZZ 19200 8634483

EYESHIELD, OPTICAL INSTRUMENT..... 1

END OF FIGURE



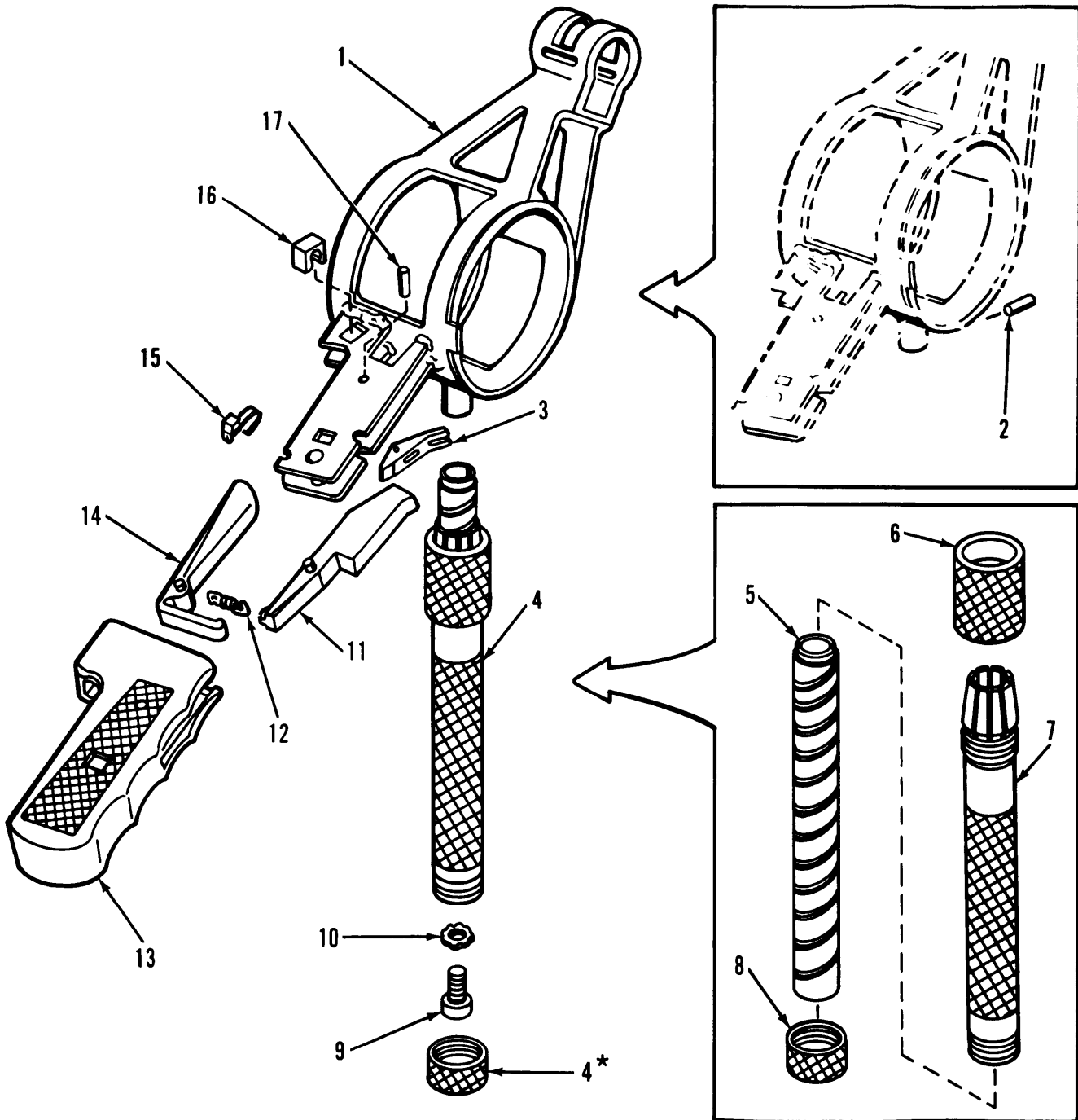


Figure 3. 90-mm Recoilless Rifle M67 (Trigger Mechanism) and Monopod Assembly and Front Bracket Assembly



## SECTION II

TM9-1015-223-23P

(1) ITEM NO	(2) SMR CODE	(3) FSCM	(4) PART NUMBER	(5) DESCRIPTION AND USABLE ON CODE (UOC)	(6) QTY
				GROUP 03 90-MM RECOILLESS RIFLE M67 (TRIGGER MECHANISM) (8768198) AND GROUP 0301 MONOPOD ASSEMBLY (8766067) AND GROUP 0302 FRONT BRACKET ASSEMBLY (8766065)	
				FIG. 3 90-MM RECOILLESS RIFLE M67 (TRIGGER MECHANISM) & MONOPOD ASSY & FRONT BRACKET ASSY	
1	PAFFF	19206	8766065	BRACKET ASSEMBLY FRONT	1
2	PAFZZ	96906	MS16562-134	PIN, SPRING	1
3	PAOZZ	19206	7309865	LEVER, CABLE ACTUATING	1
4	PAFFF	19206	8766067	MONOPOD ASSEMBLY	1
5	XAFZZ	19206	8766066	TUBE ASSEMBLY, CENTER	1
6	XAFZZ	19206	7309853	SLEEVE	1
7	XAFZZ	19206	7309852	LOCKING TUBE	1
8	PAFZZ	19206	7309854	CAP, FILLER OPENING ASSEMBLY	1
9	PAFZZ	96906	MS35265-109	SCREW, MACHINE	1
10	PAFZZ	96906	MS35335-21	WASHER, LOCK	1
11	PAOZZ	19206	8769085	TRIGGER	1
12	PAOZZ	19206	7309870	SPRING, HELICAL EXTENSION	1
13	PAOZZ	19206	7309869	GRIP, RIFLE	1
14	PAOZZ	19206	7309867	SAFETY, GUN GRIP	1
15	PAOZZ	19206	8768213	CLIP, SPRING TENSION	1
16	PAOZZ	19206	7309868	LOCK, CABLE ACTUATING	1
17	PAOZZ	19206	7309894	PIN, SPRING	1
				END OF FIGURE	

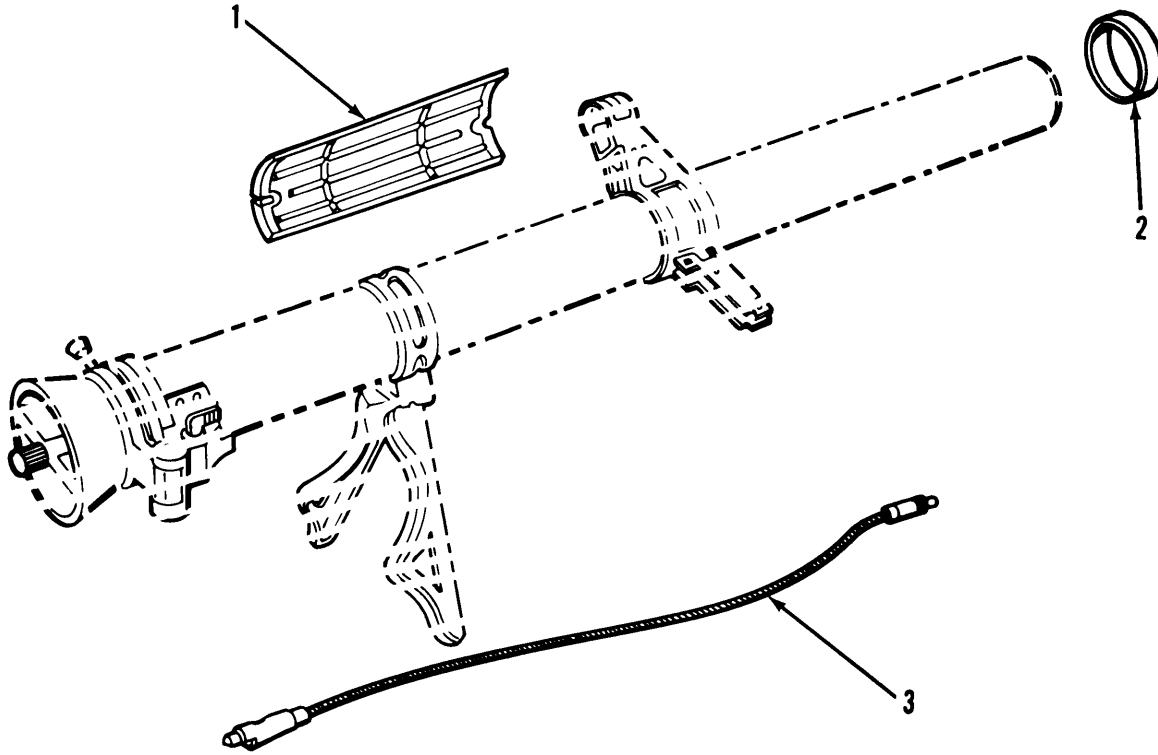


Figure 4. 90-mm Recoilless Rifle M67 (Shield and Cable)

(1) ITEM NO	(2) SMR CODE	(3) FSCM	(4) PART NUMBER	(5) DESCRIPTION AND USABLE ON CODES(UOC)	(6) QTY
-------------------	--------------------	-------------	-----------------------	---	------------

GROUP 03 90-MM RECOILLESS RIFLE M67  
(SHIELD AND CABLE) (8768198)

FIG.4 90-MM RECOILLESS RIFLE M67  
(SHIELD AND CABLE)

1	PAFZZ	19206	8769142	SHIELD ASSEMBLY.....	1
2	PA0ZZ	19206	8769136	RING,SOUND SUPRESSOR.....	1
3	PA0ZZ	19206	8768369	CABLE ASSEMBLY.....	1

END OF FIGURE



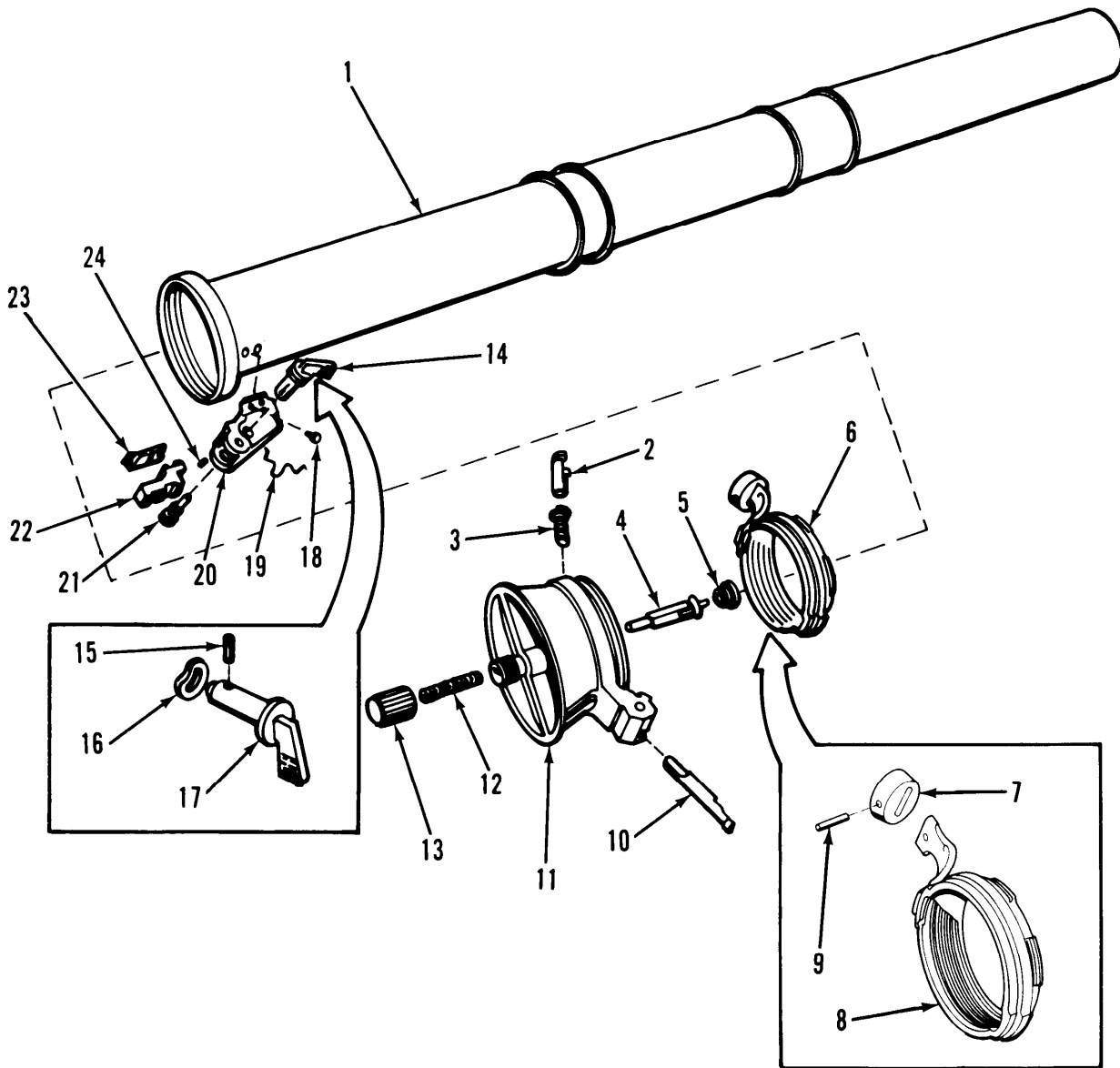


Figure 5. 90-mm Recoilless Rifle M67 (Breechblock) and Safety Assembly and Lock Ring Assembly

## SECTION II

TM9-1015-223-23P

(1) ITEM NO	(2) SMR CODE	(3) FSCM	(4) PART NUMBER	(5) DESCRIPTION AND USABLE ON CODE (UOC)	(6) QTY
				GROUP 03 90-MM RECOILLESS RIFLE M67 (BREECHBLOCK) (8768198) AND GROUP 0303 SAFETY ASSY (8768371) AND GROUP 0304 LOCK RING ASSY (8769057)	
				FIG. 5 90-MM RECOILLESS RIFLE M67 (BREECHBLOCK) & SAFETY ASSY & LOCK RING ASSY	
1	XADZZ	19206	7309797	TUBE,CANNON	1
2	PAOZZ	19206	8768209	PLUNGER,DETENT	1
3	PAOZZ	19206	8768217	SPRING,HELICAL	1
4	PAOZZ	19206	8768207	PIN,FIRING	1
5	PAOZZ	19206	8769133	BUSHING,SLEEVE	1
6	AFOFF	19209	8769057	LOCK RING ASSEMBLY	1
7	PAOZZ	19206	8768462	KNOB	1
8	PAFZZ	19206	8769056	LOCK RING ASSEMBLY BREECH	1
9	PAOZZ	96906	MS16562-131	PIN,SPRING	1
10	PAOZZ	19206	8768201	SEAR	1
11	PAFZZ	19206	8768203	BREECHBLOCK	1
12	PAOZZ	19206	8768211	SPRING,HELICAL COMPRESSION	1
13	PAOZZ	19206	8768210	CAP,FIRING PIN SPRING	1
14	PAOOO	19206	8768371	SAFETY ASSEMBLY	1
15	PAOZZ	96906	MS16562-140	PIN,SPRING	1
16	PAOZZ	19206	8768375	WASHER,SPRING	1
17	XAOZZ	19206	8768370	SAFETY	1
18	PAFZZ	96906	MS24678-19	BOLT,INTERNAL	4
19	MOOZZ	19204	NPNLW	WIRE MAKE FROM WIRE,P/N QQW461/NSN 9505-00-684-4841	1
20	PAFZZ	19206	8768197	BLOCK,HINGE	1
21	PAOZZ	19206	8768212	PIN,HINGE	1

## SECTION II

TM9-1015-223-23P

(1) ITEM NO	(2) SMR CODE	(3) FSCM	(4) PART NUMBER	(5) DESCRIPTION AND USABLE ON CODE (UOC)	(6) QTY
22	PAOZZ	19206	8768208	LIND, EXTRACTOR	1
23	PAOZZ	19206	8769059	EXTRACTOR, CARTRIDGE	1
24	PAFZZ	96906	MS16562-106	PIN, SPRING	1

END OF FIGURE



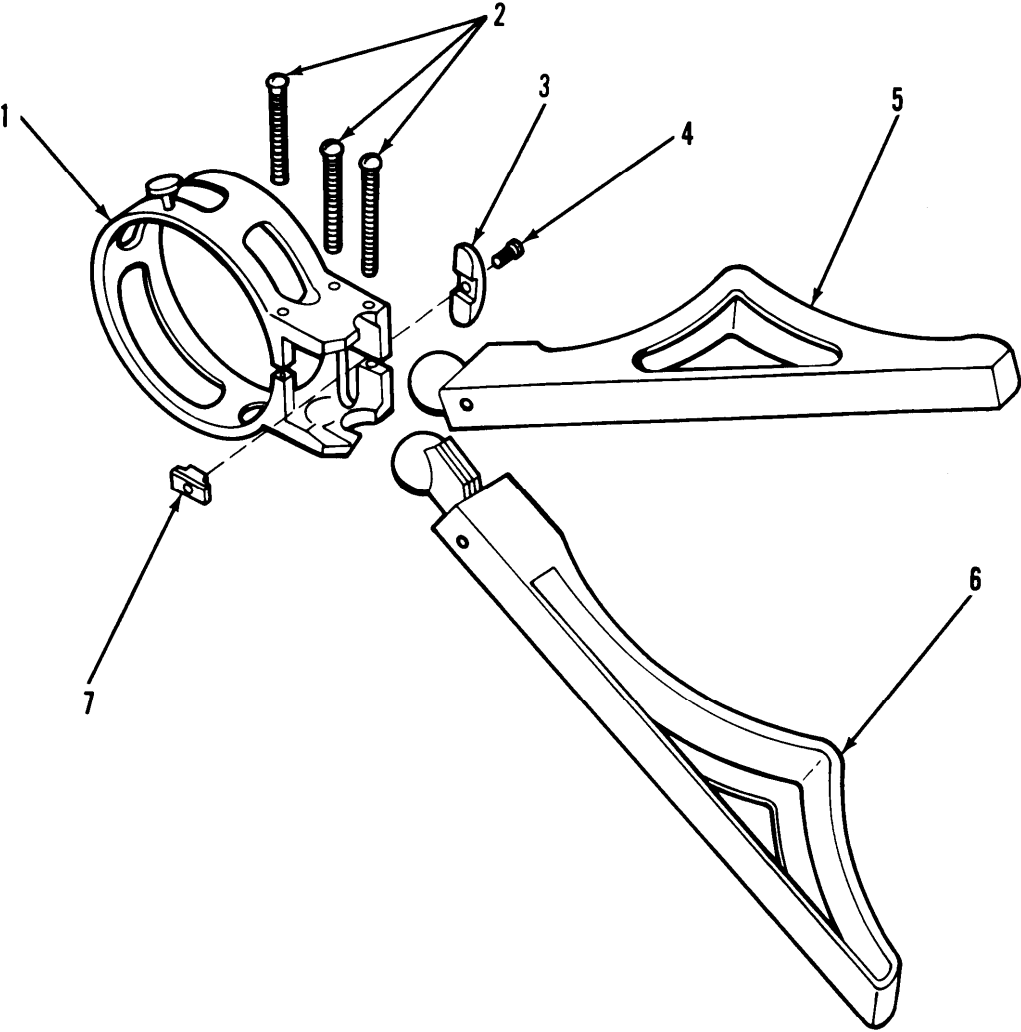


Figure 6. 90-mm Recoilless Rifle M67 (Rear Bracket)



## SECTION II

TM9-1015-223-23P

(1) ITEM NO	(2) SMR CODE	(3) FSCM	(4) PART NUMBER	(5) DESCRIPTION AND USABLE ON CODE (UOC)	(6) QTY
				GROUP 03 90-MM RECOILLESS RIFLE M67 (REAR BRACKET) (8768198)	
				FIG. 6 90-MM RECOILLESS RIFLE M67 (REAR BRACKET)	
1	PAFZZ	19206	8766072	BRACKET ASSEMBLY, REAR	1
2	PAFZZ	96906	MS35265-53	SCREW, MACHINE	3
3	PAOZZ	19206	8769075	PLATE, BIPOD	1
4	PAOZZ	96906	MS21262-29	SCREW, SELF-LOCKING	1
5	PAFZZ	19206	7309860	LEG, RIFLE BIPOD RIGHT	1
6	PAFZZ	19206	7309871	LEG, RIFLE BIPOD LEFT	1
7	PAOZZ	19206	8769076	NUT, BIPOD	1
				END OF FIGURE	

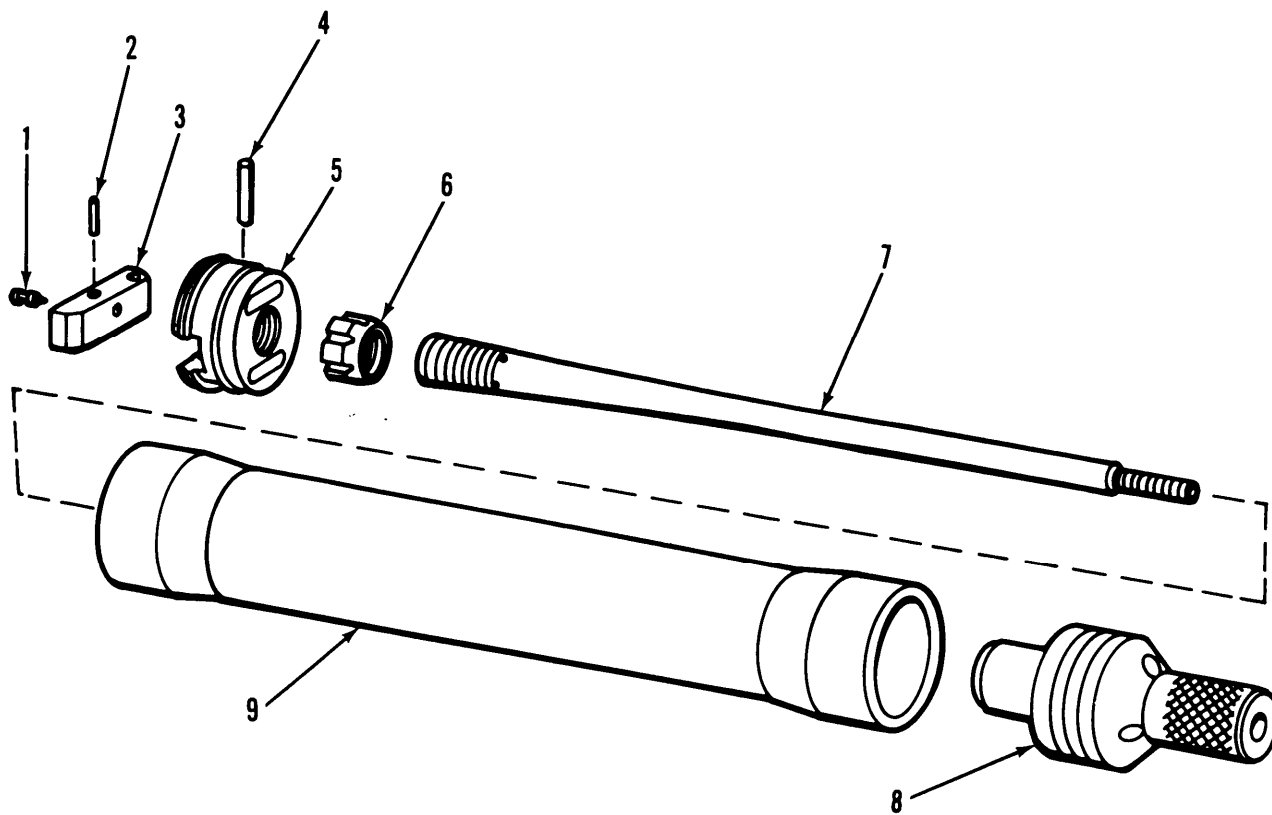


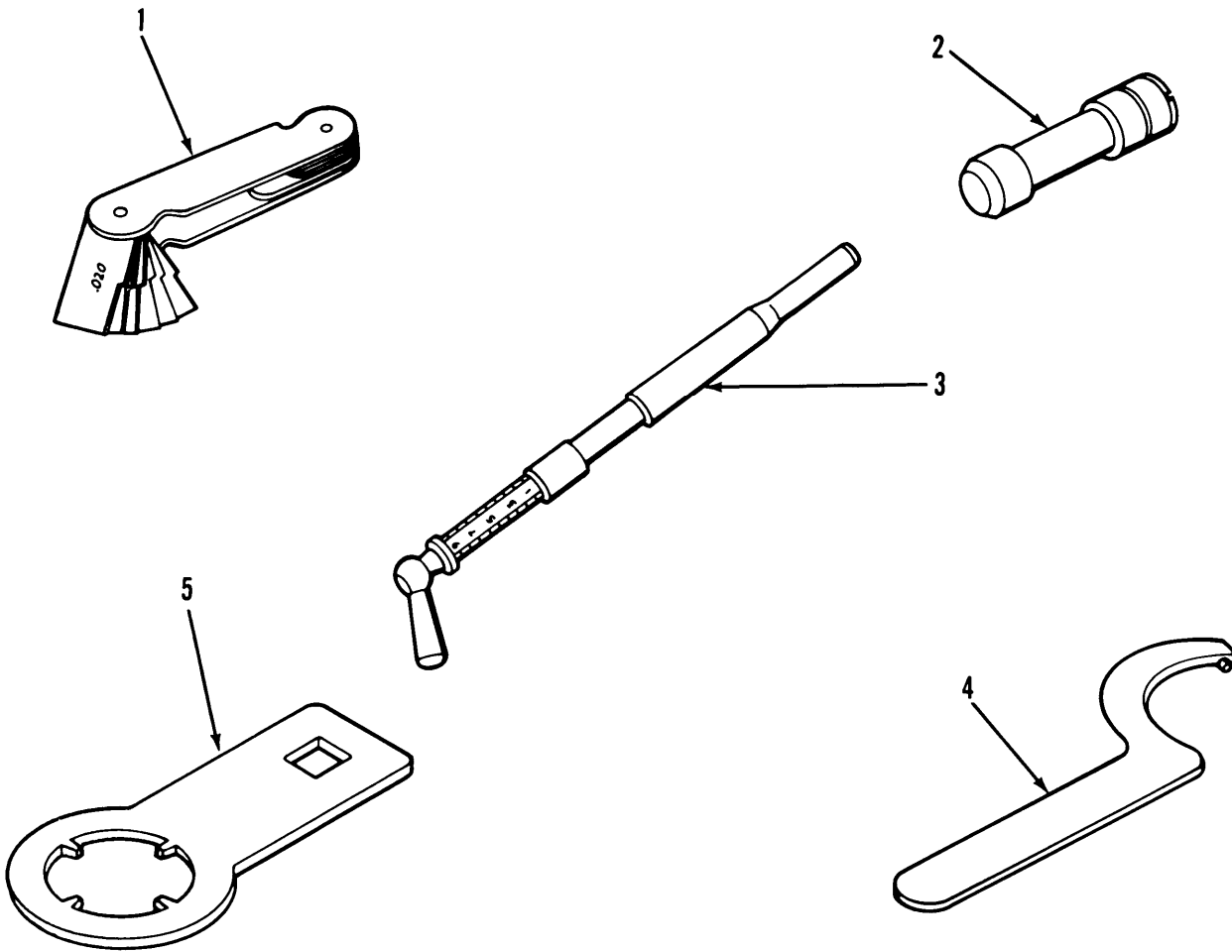
Figure 7. 7.62 -mm Subcaliber Gun: M149A1

## SECTION II

TM9-1015-223-23P

(1) ITEM NO	(2) SMR CODE	(3) FSCM	(4) PART NUMBER	(5) DESCRIPTION AND USABLE ON CODE (UOC)	(6) QTY
				GROUP 05 7.62-MM SUBCALIBER GUN: M149A1 (11577670)	
				FIG.7 7.62-MM SUBCALIBER GUN:M149A1	
1	PAFZZ	19206	11577671	PIN,FIRING	1
2	PAFZZ	96906	MS16562-131	PIN,SPRING	1
3	PAFZZ	19206	11577672	HINGE,BREECH	1
4	PAFZZ	96906	MS16556-351	PIN,STRAIGHT	1
5	PAFZZ	19206	11577677	BUSHING,SLEEVE	1
6	PAFZZ	19206	11577680	LOCKNUT,BARREL	1
7	PAFZZ	19206	11577678	BARREL,SUBCALIBER	1
8	PAFZZ	19206	11577676	HOUSING,MUZZLE END	1
9	PAFZZ	19206	11577681	SLEEVE	1
				END OF FIGURE	

**Section III. SPECIAL TOOLS LIST**



*Figure 8. Special Tools*

## SECTION II

TM9-1015-223-23P

(1) ITEM NO	(2) SMR CODE	(3) FSCM	(4) PART NUMBER	(5) DESCRIPTION AND USABLE ON CODE (UOC)	(6) QTY
				GROUP 9500 SPECIAL TOOLS	
				FIG. 8 SPECIAL TOOLS	
1	PAFZZ	57163	279	GAGE, FILLET AND RAD RADIUS	
				BOI: 1 AUTH PER SUPPORTING DS MAINTENANCE CO	
2	PAFZZ	19206	11577756	GAGE, HEADSPACE RIFLE	
				BOI:1 AUTH PER SUPPORTING DS MAINTENANCE CO	
3	PAFZZ	19205	7274761	GAGE, BREECH BORE M14 -BOI:1 AUTH PER SUPPORTING DS MAINTENANCE CO	
4	PAOZZ	19200	8213920	WRENCH, SPANNER BOI: 1 AUTH PER LETTERED COMPANY	
5	PAFZZ	19206	11578009	WRENCH, SUBCALIBER BOI: 1 AUTH PER SUPPORTING DS MAINTENANCE CO	
				END OF FIGURE	

SECTION II

TM9-1015-223-23P

(1) ITEM NO	(2) SMR CODE	(3) FSCM	(4) PART NUMBER	(5) DESCRIPTION AND USABLE ON CODE (UOC)	(6) QTY
				GROUP 9999 BULK MATERIALS	
				FIG BULK	
1	PAOZZ	81348	QQW461	WIRE,NONELECTRICAL	V
				END OF FIGURE	

BULK-1

NATIONAL STOCK NUMBER AND PART NUMBER INDEX

NATIONAL STOCK NUMBER INDEX		NATIONAL STOCK NUMBER INDEX			
STOCK NUMBER	FIG.	ITEM	STOCK NUMBER	FIG.	ITEM
1015-00-045-6538	6	3	5340-00-859-4517	3	15
5310-00-045-6539	6	7	1015-00-861-1482	5	20
5305-00-052-2219	3	9	1015-00-861-1483	5	10
5315-00-058-6044	5	24	5360-00-861-1486	5	3
5315-00-058-6094	3	2	1015-00-861-1487	4	3
5315-00-058-6111	5	15	5355-00-861-1490	5	7
1015-00-064-6104	5	8	5310-00-861-3840	5	16
1015-00-066-2822	5	14	5305-00-889-3031	6	4
3120-00-086-6876	5	5	5120-00-893-1736	8	4
1015-00-086-8165	4	1	5315-00-898-9823	5	9
5306-00-273-7458	5	18		7	2
1240-00-346-8701	1	7	5305-00-912-4818	1	5
1015-00-446-3751	3	11	5310-00-933-8120	1	4
5210-00-476-8801	8	1	1015-00-973-2354	5	11
5310-00-627-6128	3	10	1015-00-973-4002	4	2
4933-00-647-3697	8	3	5315-01-149-7441	7	4
1015-00-679-2959	6	5			
1015-00-679-2960	3	3			
1015-00-679-2962	3	16			
1015-00-679-2963	3	13			
5360-00-679-2964	3	12			
1015-00-679-2965	6	6			
1015-00-679-2966	3	14			
5315-00-679-2967	3	17			
9505-00-684-4841	BULK	1			
1005-00-724-1518	7	3			
1005-00-724-1519	7	8			
3120-00-724-1520	7	5			
1005-00-724-1521	7	6			
1005-00-724-1522	7	9			
4933-00-724-1535	8	2			
1005-00-725-5301	7	1			
5305-00-725-7203	6	2			
1005-00-727-3957	7	7			
1015-00-777-9498	3	8			
1015-00-777-9503	3	1			
1015-00-777-9504	3	4			
1015-00-777-9505	6	1			
1240-00-788-1234	1	2			
1240-00-788-1236	1	1			
1240-00-796-4175	1	3			
4933-00-800-7535	8	5			
1240-00-812-1754	2	1			
1015-00-821-2464	5	23			
1015-00-856-0637	5	4			
1015-00-856-0638	5	22			
1015-00-856-0639	5	2			
1015-00-856-0640	5	13			
5360-00-856-0641	5	12			
1015-00-856-0642	5	21			

## NATIONAL STOCK NUMBER AND PART NUMBER INDEX

FSCM	PART NUMBER	PART NUMBER INDEX		ITEM
		STOCK NUMBER	FIG.	
96906	MS16556-351	5315-01-149-7441	7	4
96906	MS16562-106	5315-00-058-6044	5	24
96906	MS16562-131	5315-00-898-9823	5	9
			7	2
96906	MS16562-134	5315-00-058-6094	3	2
96906	MS16562-140	5315-00-058-6111	5	15
96906	MS21262-29	5305-00-889-3031	6	4
96906	MS24678-19	5306-00-273-7458	5	18
96906	MS35265-109	5305-00-052-2219	3	9
96906	MS35265-53	5305-00-725-7203	6	2
96906	MS35276-261	5305-00-912-4818	1	5
96906	MS35335-21	5310-00-627-6128	3	10
96906	MS35338-138	5310-00-933-8120	1	4
19204	NPNLW		1	6
			5	19
81348	QQW461	9505-00-684-4841		
19206	11577671	1005-00-725-5301	7	1
19206	11577672	1005-00-724-1518	7	3
19206	11577676	1005-00-724-1519	7	8
19206	11577677	3120-00-724-1520	7	5
19206	11577678	1005-00-727-3957	7	7
19206	11577680	1005-00-724-1521	7	6
19206	11577681	1005-00-724-1522	7	9
19206	11577756	4933-00-724-1535	8	2
19206	11578009	4933-00-800-7535	8	5
57163	279	5210-00-476-8801	8	1
19205	7274761	4933-00-647-3697	8	3
19206	7309797		5	1
19206	7309852		3	7
19206	7309853		3	6
19206	7309854	1015-00-777-9498	3	8
19206	7309860	1015-00-679-2959	6	5
19206	7309865	1015-00-679-2960	3	3
19206	7309867	1015-00-679-2966	3	14
19206	7309868	1015-00-679-2962	3	16
19206	7309869	1015-00-679-2963	3	13
19206	7309870	5360-00-679-2964	3	12
19206	7309871	1015-00-679-2965	6	6
19206	7309894	5315-00-679-2967	3	17
19200	7659740	1240-00-788-1236	1	1
19200	7659765	1240-00-788-1234	1	2
19200	7659949	1240-00-796-4175	1	3
19200	8213920	5120-00-893-1736	8	4
19200	8246214	1240-00-346-8701	1	7
19200	8634483	1240-00-812-1754	2	1
19206	8766065	1015-00-777-9503	3	1
19206	8766066		3	5
19206	8766067	1015-00-777-9504	3	4
19206	8766072	1015-00-777-9505	6	1
19206	8768197	1015-00-861-1482	5	20
19200	8768198		1	8



## NATIONAL STOCK NUMBER AND PART NUMBER INDEX

FSCM	PART NUMBER	PART NUMBER INDEX STOCK NUMBER	FIG.	ITEM
19206	8768201	1015-00-861-1483	5	10
19206	8768203	1015-00-973-2354	5	11
19206	8768207	1015-00-856-0637	5	4
19206	8768208	1015-00-856-0638	5	22
19206	8768209	1015-00-856-0639	5	2
19206	8768210	1015-00-856-0640	5	13
19206	8768211	5360-00-856-0641	5	12
19206	8768212	1015-00-856-0642	5	21
19206	8768213	5340-00-859-4517	3	15
19206	8768217	5360-00-861-1486	5	3
19206	8768369	1015-00-861-1487	4	3
19206	8768370		5	17
19206	8768371	1015-00-066-2822	5	14
19206	8768375	5310-00-861-3840	5	16
19206	8768462	5355-00-861-1490	5	7
19206	8769056	1015-00-064-6104	5	8
19206	8769057		5	6
19206	8769059	1015-00-821-2464	5	23
19206	8769075	1015-00-045-6538	6	3
19206	8769076	5310-00-045-6539	6	7
19206	8769085	1015-00-446-3751	3	11
19206	8769133	3120-00-086-6876	5	5
19206	8769136	1015-00-973-4002	4	2
19206	8769142	1015-00-086-8165	4	1



By Order of the Secretary of the Army:

JOHN A. WICKHAM, JR.  
*General, United States Army*  
*Chief of Staff*

Official:

MILDRED E. HEDBERG  
*Brigadier General, United States Army*  
*The Adjutant General*

**DISTRIBUTION:**

To be distributed in accordance with DA Form 12-40, Organizational, Direct Support and General Support Maintenance requirements for Rifle, Recoilless, 106-MM, M40A2, M40A4.



RECOMMENDED CHANGES TO EQUIPMENT TECHNICAL PUBLICATIONS



THEN...JOT DOWN THE DOPE ABOUT IT ON THIS FORM. CAREFULLY TEAR IT OUT. FOLD IT AND DROP IT IN THE MAIL!

SOMETHING WRONG WITH THIS PUBLICATION?

FROM: (PRINT YOUR UNIT'S COMPLETE ADDRESS)

Your mailing address

DATE SENT

Date you filled out form

PUBLICATION NUMBER

TM 9-1015-223-23P

PUBLICATION DATE

16 Oct 85

PUBLICATION TITLE

ORG/DS MAINT RPSTL FOR  
90-MM RECOILLESS RIFLE M67

BE EXACT...PIN-POINT WHERE IT IS

PAGE NO.	PARA-GRAPH	FIGURE NO.	TABLE NO.
6	1		
6	1		
6	1		

IN THIS SPACE TELL WHAT IS WRONG AND WHAT SHOULD BE DONE ABOUT IT:

ITEM 1:  
CHANGE SMR CODE FROM  
PACDL TO PACDD.

ITEM 3:  
CHANGE SMR CODE FROM  
PAOZZ TO PAOO.

ITEM 7:  
CHANGE SMR CODE FROM  
PAC02 TO PAC00.

**SAMPLE**

PRINTED NAME, GRADE OR TITLE, AND TELEPHONE NUMBER

JOHN SMITH, S.SGT 793/XXXX

SIGN HERE

*John Smith*

DA FORM 2028-2  
1 JUL 79

PREVIOUS EDITIONS  
ARE OBSOLETE.

P.S. --IF YOUR OUTFIT WANTS TO KNOW ABOUT YOUR  
RECOMMENDATION MAKE A CARBON COPY OF THIS  
AND GIVE IT TO YOUR HEADQUARTERS.

TEAR ALONG DOTTED LINE





FILL IN YOUR  
UNIT'S ADDRESS



FOLD BACK

TEAR ALONG PERFORATED LINE

DEPARTMENT OF THE ARMY



OFFICIAL BUSINESS  
PENALTY FOR PRIVATE USE, \$300

NO POSTAGE  
NECESSARY  
IF MAILED  
IN THE  
UNITED STATES

**BUSINESS REPLY MAIL**

FIRST CLASS

PERMIT NO. 12062

WASHINGTON, DC

POSTAGE WILL BE PAID BY DEPARTMENT OF THE ARMY



COMMANDER  
US ARMY ARMAMENT, MUNITIONS  
AND CHEMICAL COMMAND  
ATTN: AMSMC-MAS  
ROCK ISLAND, IL 61201-9990



RECOMMENDED CHANGES TO EQUIPMENT TECHNICAL PUBLICATIONS



THEN JOT DOWN THE DOPE ABOUT IT ON THIS FORM. CAREFULLY TEAR IT OUT, FOLD IT AND DROP IT IN THE MAIL.

SOMETHING WRONG WITH THIS PUBLICATION?

FROM (PRINT YOUR UNIT'S COMPLETE ADDRESS)

DATE SENT

PUBLICATION NUMBER

TM 9-1015-223-23P

PUBLICATION DATE

16 Oct 85

PUBLICATION TITLE

ORG/DS MAINT RPSTL FOR 90-MM RECOILLESS RIFLE M67

BE EXACT PIN-POINT WHERE IT IS

PAGE NO

PARA-GRAPH

FIGURE NO

TABLE NO

IN THIS SPACE TELL WHAT IS WRONG AND WHAT SHOULD BE DONE ABOUT IT:

TEAR ALONG PERFORATED LINE

PRINTED NAME GRADE OR TITLE AND TELEPHONE NUMBER

SIGN HERE

FILL IN YOUR  
UNIT'S ADDRESS

FOLD BACK

DEPARTMENT OF THE ARMY



OFFICIAL BUSINESS  
PENALTY FOR PRIVATE USE, \$300

NO POSTAGE  
NECESSARY  
IF MAILED  
IN THE  
UNITED STATES


**BUSINESS REPLY MAIL**

FIRST CLASS

PERMIT NO. 12062

WASHINGTON, DC

POSTAGE WILL BE PAID BY DEPARTMENT OF THE ARMY



COMMANDER  
US ARMY ARMAMENT, MUNITIONS  
AND CHEMICAL COMMAND  
ATTN: AMSMC-MAS  
ROCK ISLAND, IL 61201-9990

TEAR ALONG PERFORATED LINE



FILL IN YOUR  
UNIT'S ADDRESS

FOLD BACK

**DEPARTMENT OF THE ARMY**

\_\_\_\_\_  
\_\_\_\_\_

**OFFICIAL BUSINESS**

PENALTY FOR PRIVATE USE, \$300

POSTAGE AND FEES PAID  
DEPARTMENT OF THE ARMY  
DOD-314



TEAR ALONG DOTTED LINE

**Commander  
US Army Armament, Munitions and Chemical Command  
ATTN: AMSMC-MAS  
Rock Island, IL 61201-9990**





This fine document...

Was brought to you by me:



## [Liberated Manuals -- free army and government manuals](#)

Why do I do it? I am tired of sleazy CD-ROM sellers, who take publicly available information, slap “watermarks” and other junk on it, and sell it. Those masters of search engine manipulation make sure that their sites that sell free information, come up first in search engines. They did not create it... They did not even scan it... Why should they get your money? Why are not letting you give those free manuals to your friends?

I am setting this document FREE. This document was made by the US Government and is NOT protected by Copyright. Feel free to share, republish, sell and so on.

I am not asking you for donations, fees or handouts. If you can, please provide a link to [liberatedmanuals.com](http://liberatedmanuals.com), so that free manuals come up first in search engines:

<A HREF=<http://www.liberatedmanuals.com/>>Free Military and Government Manuals</A>

- Sincerely  
Igor Chudov  
<http://igor.chudov.com/>
- [Chicago Machinery Movers](#)