

TECHNICAL MANUAL
ORGANIZATIONAL, DIRECT SUPPORT, AND
GENERAL SUPPORT MAINTENANCE
REPAIR PARTS AND
SPECIAL TOOLS LISTS
(INCLUDING DEPOT MAINTENANCE
REPAIR PARTS AND SPECIAL TOOLS)
FOR
MULTIMETER TS-352B/U
(NSN 6625-00-553-0142)

TECHNICAL MANUAL }
No. 11-6625-366-24P }

HEADQUARTERS
DEPARTMENT OF THE ARMY
WASHINGTON, DC, 30 December 1976

**ORGANIZATIONAL, DIRECT SUPPORT, AND GENERAL SUPPORT MAINTENANCE
REPAIR PARTS AND SPECIAL TOOLS LISTS
(INCLUDING DEPOT MAINTENANCE REPAIR PARTS AND SPECIAL TOOLS)
FOR**

MULTIMETER TS-352B/U

(NSN 6625-00-553-0142)

Current as of 4 October 1976

REPORTING OF ERRORS

You can improve this manual by recommending improvements using DA Form 2028-2 (Test) located in the back of the manual. Simply tear out the self-addressed form, fill it out as shown on the sample, fold it where shown, and drop it in the mail.

If there are no blank DA Form 2028-2 (Test) in the back of your manual, use the standard DA Form 2028 (Recommended Changes to Publications and Blank Forms) and forward to the Commander, US Army Electronics Command, ATTN: DRSEL-MA-Q, Fort Monmouth, New Jersey 07703.

In either case a reply will be furnished direct to you.

Table of Contents

		Page	Illus Figure
SECTION	I Introduction	1	
	II Repair parts list	5	
Group	00 Multimeter TS-352B/U	5	1-4
	01 Multimeter ME-9H/U	13	5,6
	02 Adaptor Test MX-1572/U (No parts authorized)		
	03 Cable Assembly CX-939/U (No parts authorized)		
	04 Cable Assembly CX-927/U	19	7
SECTION	III Special tools list (Not applicable)		
	IV National stock number and part number index	20	

*This manual supersedes TM 11-6625-366-25P. 24 May 1967.

SECTION I

INTRODUCTION

1. Scope

This manual lists repair parts and Special tools required for performance of organizational, direct support, and general support maintenance of the TS - 352B/U.

2. General

This Repair Parts and Special Tool List is divided into the following sections:

a. Section II. Repair Parts List. A list of repair parts authorized for use in the performance of maintenance. The list also includes parts which must be removed for replacement of the authorized parts. Parts lists are composed of functional groups in ascending numerical sequence, with the parts in each group listed in figure and item number sequence.

b. Section III. Special Tools List. Not applicable.

c. Section IV. National Stock Number and Part Number Index. A list, in ascending National item identification number (NIIN, last 9 digits) sequence, of all National stock numbers appearing in the listings, followed by a list, in alphabetic sequence, of all part numbers appearing in the listings. National stock number and part numbers are cross-referenced to each illustration figure and item number appearance.

3. Explanation of Columns

The following provides an explanation of columns found in the tabular listings:

a. Illustration This column is divided as follows:

(1) *Figure number.* Indicates the figure number of the illustration in which the item is shown.

(2) *Item number.* The number used to identify each item called out in the illustration.

b. Source, Maintenance, and Recoverability Codes (SMR).

(1) *Source code.* Source codes are assigned to support items to indicate the manner of acquiring support items for maintenance, repair, or overhaul of end items. Source codes are entered in the first and second positions of the Uniform SMR Code format as follows:

Code	Definition
PA	- Item procured and stocked for anticipated or known usage.
XD	- A support item that is not stocked. When required, item will be procured through normal supply channels.

NOTE

cannibalization or salvage may be used as a source of supply for any items source coded above except those coded X4, XD, and aircraft support items as restricted by AR 700-42.

(2) *Maintenance code.* Maintenance codes are assigned to indicate the levels of maintenance authorized to (USF, and REPAIR support items. The maintenance codes are entered in the third and fourth positions of the (Uniform SMR Code format as follows:

(a) The maintenance code entered in the third position will indicate the lowest maintenance level authorized to remove, replace, and use the support item. The maintenance code entered in the third position will indicate one of the following levels of maintenance:

Code	Application/Explanation
O-	Support item is removed, replaced, used at the organizational level.
H -	Support item is removed, replaced, used at the general support level.

(b) The maintenance code entered in the fourth position indicates whether the item is to be repaired and identifies the lowest maintenance level with the capability to perform complete repair (i. e., all authorized maintenance functions). This position will contain one of the following maintenance codes:

Code	Application/Explanation
H-	The lowest maintenance level capable of complete repair of the support item is the general support level.
Z -	Nonreparable. No repair is authorized.

(3) *Recoverability code.* Recoverability codes are assigned to support items to indicate the disposition action on unserviceable items. The recoverability code is entered in the fifth position of the Uniform SMR Code format as follows:

Recoverability codes	Definition
Z -	Nonreparable item. When unserviceable, condemn and dispose at the level indicated in position 3.
H -	Reparable item. When uneconomically repairable, condemn and dispose at the general support level.

c. National Stock Number. Indicates the National stock number assigned to the item and will be used for requisitioning purposes.

d. Part Number. Indicates the primary number used by the manufacturer (individual, company, firm, corporation, or Government activity), which controls the design and characteristics of the item by means of its engineering drawings, specifications standards, and inspection requirements, to identify an item or range of items.

NOTE

When a stock numbered item is requisitioned, the repair part received may have a different part number than the part being replaced

e. Federal Supply Code for Manufacturer (FSCM). The FSCM is a 5-digit numeric code listed in SB 708-42 which is used to identify the manufacturer, distributor, or Government agency, etc.

f. Description. Indicates the Federal item name and, if required, a minimum description to identify the item.

g. Unit of Measure (U/M). Indicates the standard of the basic quantity of the listed item as used in performing the actual maintenance function. This measure is expressed by a two-character alphabetical abbreviation (e.g., ea, in, pr, etc.). When the unit of measure differs from the unit of issue, the lowest unit of issue that will satisfy the required units of measure will be requisitioned.

h. Quantity Incorporated in Unit. Indicates the quantity of the item used in the breakout shown on the illustration figure, which is prepared for a functional group, subfunctional group, or an assembly.

4. Special Information

The following publication pertains to the TS-352B/U and its components:

TM 11-6625-366-15, Multimeter TS-352B/U.

5. How to Locate Repair Parts

a. When National stock number or part number is unknown.

(1) *First.* Using the table of contents, determine the functional group within which the repair part belongs. This is necessary since illustrations are prepared for functional groups and listings are divided into the same groups,

(2) *Second.* Find the illustration covering the functional group to which the repair part belongs.

(3) *Third.* Identify the repair part on the illustration and note the illustration figure and item number of the repair part.

(4) *Fourth.* Using the Repair Parts Listing, find the figure and item number noted on the illustration.

b. *When National stock number or part number is known.*

(1) *First.* Using the Index of National Stock Numbers and Part Numbers, find the pertinent National stock number or part number. This index is in ascending NIIN sequence followed by a list of part numbers in ascending alphameric sequence, cross-referenced to the illustration figure number and item number.

(2) *Second.* After finding the figure and item number, locate the figure and item number in the repair parts list.

6. Abbreviations

Not applicable.

(Next printed page is 4)

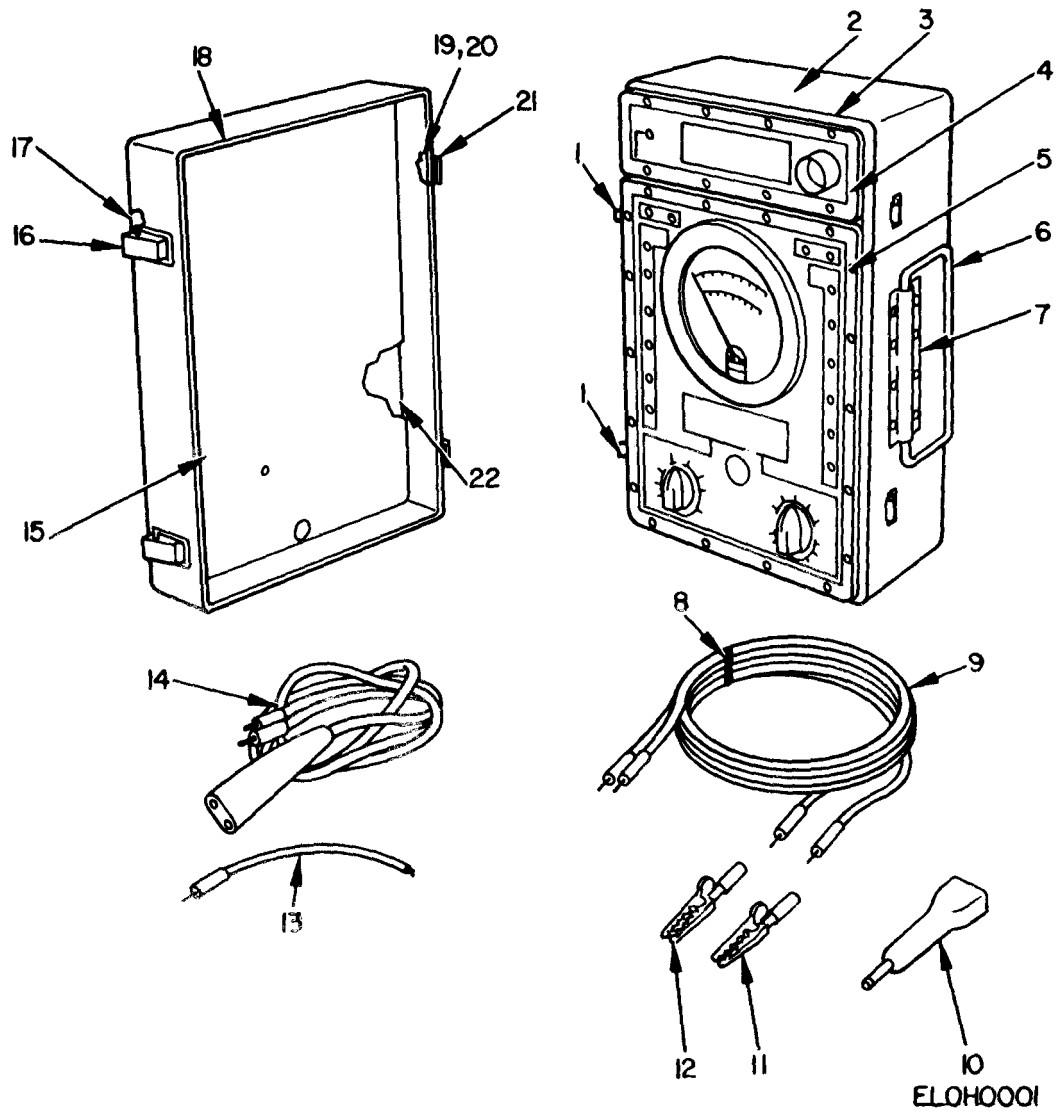
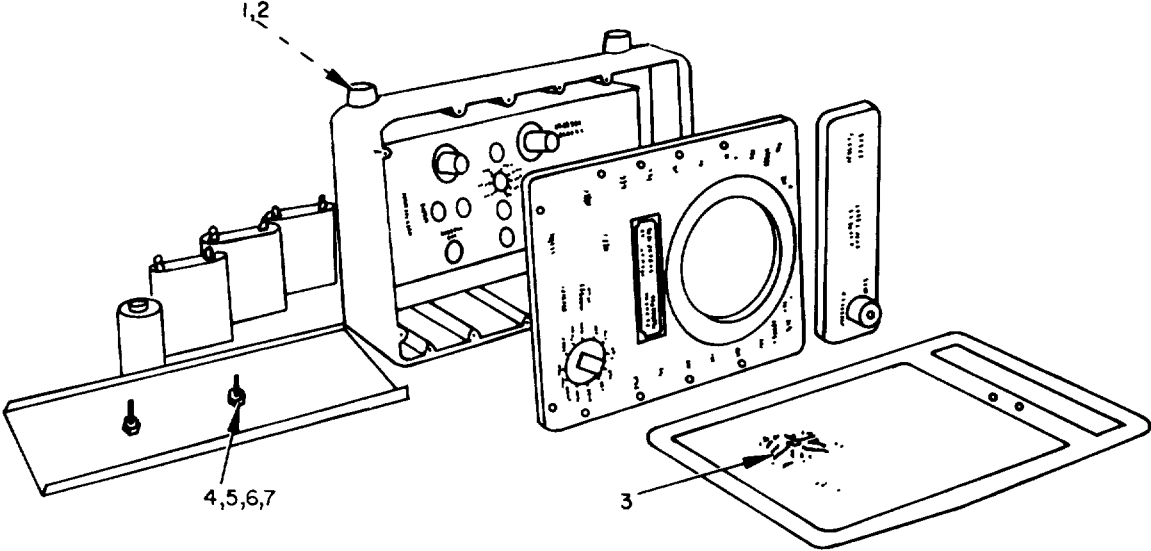


Figure 1. Multimeter TS-352B/U.

SECTION II

(1)	(2)	(3)	(4)	(5)	(6)	(7)	(8)
ILLUSTRATION							
(A)	(B)	NATIONAL			DESCRIPTION		QTY
FIG	ITEM	STOCK	PART	FSCM		USABLE ON CODE	INC
NO.	NO.	NUMBER	NUMBER				IN
							UNIT
GROUP 00 MULTIMETER TS-352B/U							
1	1	PAOZZ 5340-00-664-9978	BH2096W	87585	BUMPER,RUBBER		EA 2
1	2	XDHHH	SMD-469436	80063	CASE ASSEMBLY		EA 1
1	3	PAHZZ 5330-00-955-0575	BE1359-C257	23302	GASKET		EA 1
1	4	PAOHH 6625-00-649-5250	MX-815B/U	80058	MULTIPLIER KIT		EA 1
1	5	XDHHH	ME-9H/U	80058	MULTIMETER		EA 1
1	6	PAHZZ 5340-00-827-6264	SMB-469443	80063	HANDLE,BAIL		EA 1
1	7	XDHZZ	SMB-469444	80063	BRACKET,MOUNTING		EA 1
1	8	XDHZZ	SCB-34065	80063	BAND,MARKER,CABLE		EA 2
1	9	PAOHH 6625-00-395-9313	CX-1331A/U	80058	LEAD SET,TEST		EA 1
1	10	PAOZZ 6625-00-500-4508	MX-1572/U	80058	ADAPTER,TEST		EA 1
1	11	XDHZZ 5940-00-702-5260	1410D2	91802	CLIP,ELECTRICAL		EA 1
1	12	XDHZZ 5940-00-702-5256	1410D1	91802	CLIP,ELECTRICAL		EA 1
1	13	XDHZZ	CX-939/U	80058	CABLE ASSEMBLY,SPECIAL PURPOSE,ELECTRICAL		EA 1
1	14	PAHHH 6625-00-892-5524	CX-927/U	80058	CABLE ASSEMBLY,SPECIAL,ELECTRICAL		EA 1
1	15	XDHZZ	SMC-469433	80063	DOOR,COMPARTMENT		EA 1
1	16	PAHZZ 5340-00-952-3443	HC-200	14608	CATCH,LUGGAGE		EA 4
1	17	PAOZZ 5305-00-990-6444	MS35226-61	96906	SCREW,MACHINE		EA 2
1	18	XDHHH	SMD-469430	80063	COVER ASSEMBLY		EA 1
1	19	PAHZZ 5305-00-993-2739	MS35207-202	96906	SCREW,MACHINE		EA 8
1	20	XDHZZ	MS15795-7	96906	WASHER,FLAT		EA 8
1	21	PAHZZ 5340-00-985-6469	HS-200	14608	STRIKE		EA 1
1	22	XDHZZ	SMB-469432	80063	RAIL,SLIDE		EA 2



ELOH0002

Figure 2. Multimeter TS-352B/U, Exploded View.

SECTION II

(1)	(2)	(3)	(4)	(5)	(6)	(7)	(8)	
ILLUSTRATION								
(A)	(B)	NATIONAL			DESCRIPTION		QTY	
FIG	ITEM	STOCK	PART				INC	
NO.	NO.	CODE	NUMBER	NUMBER	FSCM	USABLE ON CODE	IN	
							UNIT	
2	1	XDHZZ		SMB-469446	80063	WASHER, NONMETALLIC	EA	1
2	2	PAHZZ	5305-00-984-6193	MS35206-245	97450	SCREW, MACHINE	EA	1
2	3	PAOZZ	5305-00-953-2350	SMB-469440	80063	SCREW, EXTERNALLY RELIEVED BODY	EA	26
2	4	PAHZZ	5310-00-934-9757	MS35649-282	96906	NUT, PLAIN, HEXAGON	EA	6
2	5	PAHZZ	5305-00-990-6444	MS35226-61	96906	SCREW, MACHINE	EA	2
2	6	PAHZZ	5310-00-579-0079	MS35333-37	96906	WASHER, LOCK	EA	8
2	7	XDHZZ		SMB-469445-1	80063	WASHER, NONMETALLIC	EA	3

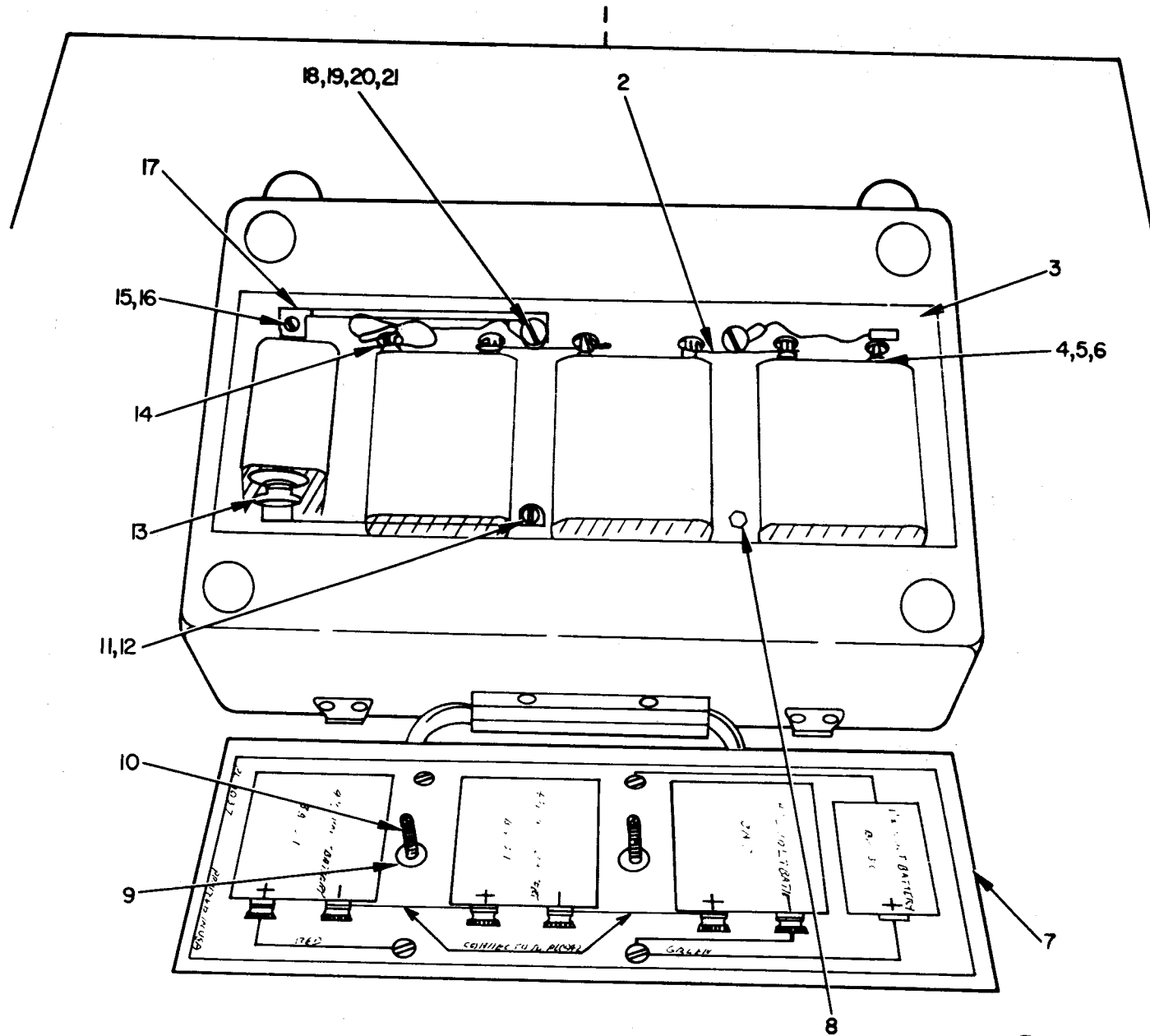


Figure 3. Multimeter TS-352B/U, Battery Box Assembly.

ELOH0003

SECTION II

(1)	(2)	(3)	(4)	(5)	(6)	(7)	(8)	
ILLUSTRATION								
(A)	(B)	NATIONAL	PART		DESCRIPTION		QTY	
FIG	ITEM	STOCK	NUMBER	FSCM		USABLE ON CODE	INC	
NO.	NO.	NUMBER	NUMBER				IN	
							UNIT	
3	1	XDHHH	SMD-469441	80063	BATTERY BOX ASSEMBLY		EA	1
3	2	XDHZZ	SMB-469485	80063	LINK, BATTERY		EA	2
3	3	PAHZZ 6625-00-954-3227	SMD-469482	80063	BATTERY BOX		EA	1
3	4	XDHZZ	BE1359-B221-3	06286	WASHER, NONMETALLIC		EA	3
3	5	XDHZZ	SMD-469441-1	80063	WASHER, NONMETALLIC		EA	2
3	6	XDHZZ	SMB-469487	80063	NUT, PLAIN, HEXAGON		EA	2
3	7	PAOZZ 6135-00-548-1696	SMC-469483	80063	COVER, BATTERY BOX		EA	1
3	8	XDHZZ	BE1359-B223	06286	NUT, PLAIN, HEXAGON		EA	1
3	9	XDOZZ	BE1359-C207-2	06286	WASHER, NONMETALLIC		EA	2
3	10	PAOZZ 5305-00-984-6200	MS35206-252	96906	SCREW, MACHINE		EA	2
3	11	PAHZZ 5310-00-543-2410	MS35337-40	96906	WASHER, SPLIT		EA	2
3	12	PAHZZ 5305-00-993-0190	MS35206-214	96906	SCREW, MACHINE		EA	2
3	13	PAHZZ 5999-00-774-6358	SMB-469486	80063	CONTACT, ELECTRICAL		EA	1
3	14	XDHZZ	BE1359-A211	06286	LINK, BATTERY TERMINAL		EA	2
3	15	PAHZZ 5310-00-559-0070	MS35333-38	96906	WASHER, LOCK		EA	3
3	16	XDHZZ	MS35221-42	96906	SCREW, MACHINE		EA	3
3	17	PAHZZ 5999-00-268-3022	SMB-469490	80063	CONTACT, ELECTRICAL		EA	1
3	18	PAHZZ 5310-00-045-3299	MS35338-46	96906	WASHER, SPLIT		EA	2
3	19	PAHZZ 5305-00-984-6193	MS35206-245	97450	SCREW, MACHINE		EA	2
3	20	XDHZZ	MS35549-42	96906	NUT, PLAIN, HEXAGON		EA	1
3	21	XDHZZ	SMB-469446-4	80063	WASHER, NONMETALLIC		EA	1

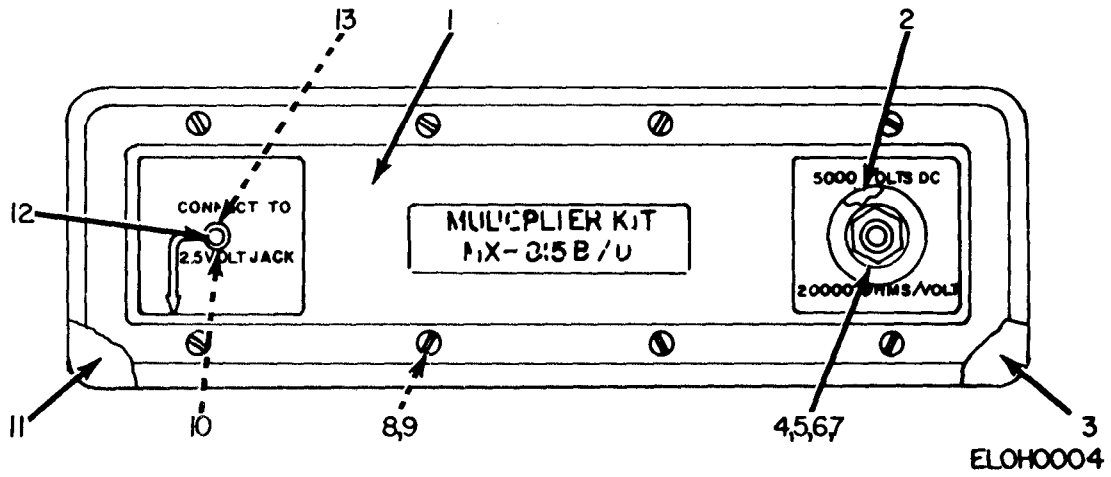
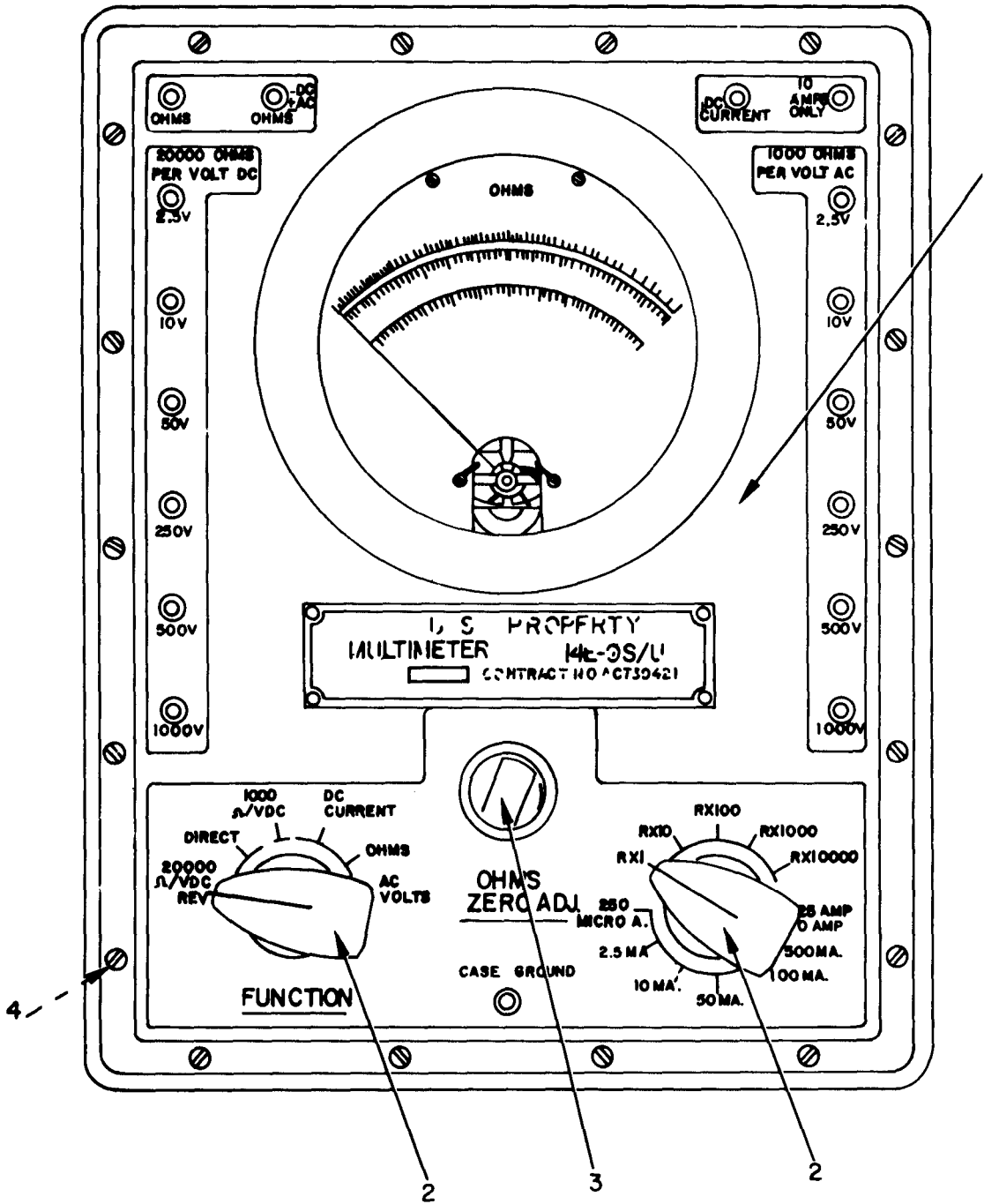


Figure 4. Multimeter TS-352B/U, Multiplier Kit MX-815B/U.

SECTION II

(1)	(2)	(3)	(4)	(5)	(6)	(7)	(8)
ILLUSTRATION							
(A)	(B)	NATIONAL			DESCRIPTION		QTY
FIG	ITEM	SMR	STOCK	PART			INC
NO.	NO.	CODE	NUMBER	NUMBER	FSCM	USABLE ON CODE	IN
							U/M
							UNIT
4	1	XDHZZ		SMC-469469	80063	PANEL	EA 1
4	2	XDHZZ		SMB-469476	80063	RESISTOR, FIXED, COMPOSITION	EA 1
4	3	XDHZZ		SMB-469472	80063	BRACKET, MOUNTING	EA 1
4	4	XDHZZ		SMB-469473	80063	INSULATOR, BUSHING	EA 1
4	5	XDHZZ		SMC-469438-5	80063	WASHER, NONMETALLIC	EA 1
4	6	XDHZZ	5310-00-582-5965	MS35338-44	96906	WASHER, SPLIT	EA 1
4	7	XDHZZ		MS15795-10	96906	WASHER, FLAT	EA 1
4	8	XDHZZ		SMB-469474	80063	NUT, PLAIN, HEXAGON	EA 1
4	9	XDHZZ		SMC-469438-1	80063	WASHER, NONMETALLIC	EA 1
4	10	XDHZZ		SMB-469470	80063	INSULATOR, BUSHING	EA 1
4	11	XDHZZ		SMB-469471	80063	BRACKET, MOUNTING	EA 1
4	12	PAHZZ	5935-00-933-6409	SMB-469454	80063	JACK, TIP	EA 1
4	13	XDHZZ		SMC-469438-6	80063	WASHER, NONMETALLIC	EA 1



ELOH0005

Figure 5. Multimeter ME-9H/U, Front Panel.

SECTION II

(1)	(2)	(3)	(4)	(5)	(6)	(7)	(8)
ILLUSTRATION							
(A)	(B)	NATIONAL			DESCRIPTION		QTY
FIG	ITEM	STOCK	PART				INC
NO.	NO.	SMR	NUMBER	NUMBER	FSCM	USABLE ON CODE	IN
		CODE					UNIT
GROUP 01 MULTIMETER ME-9H/U							
5	1	PAHZZ	6625-00-915-5834	SMD-469453	80063	PANEL	EA 1
5	2	PAOZZ	5355-00-160-6850	SCB-89352	80063	KNOB	EA 2
5	3	PAOZZ	5355-00-559-4615	1700	72512	KNOB	EA 1
5	4	XDHZZ		BE1359-B-238	06286	NUT, PLAIN, HEXAGON	EA 18

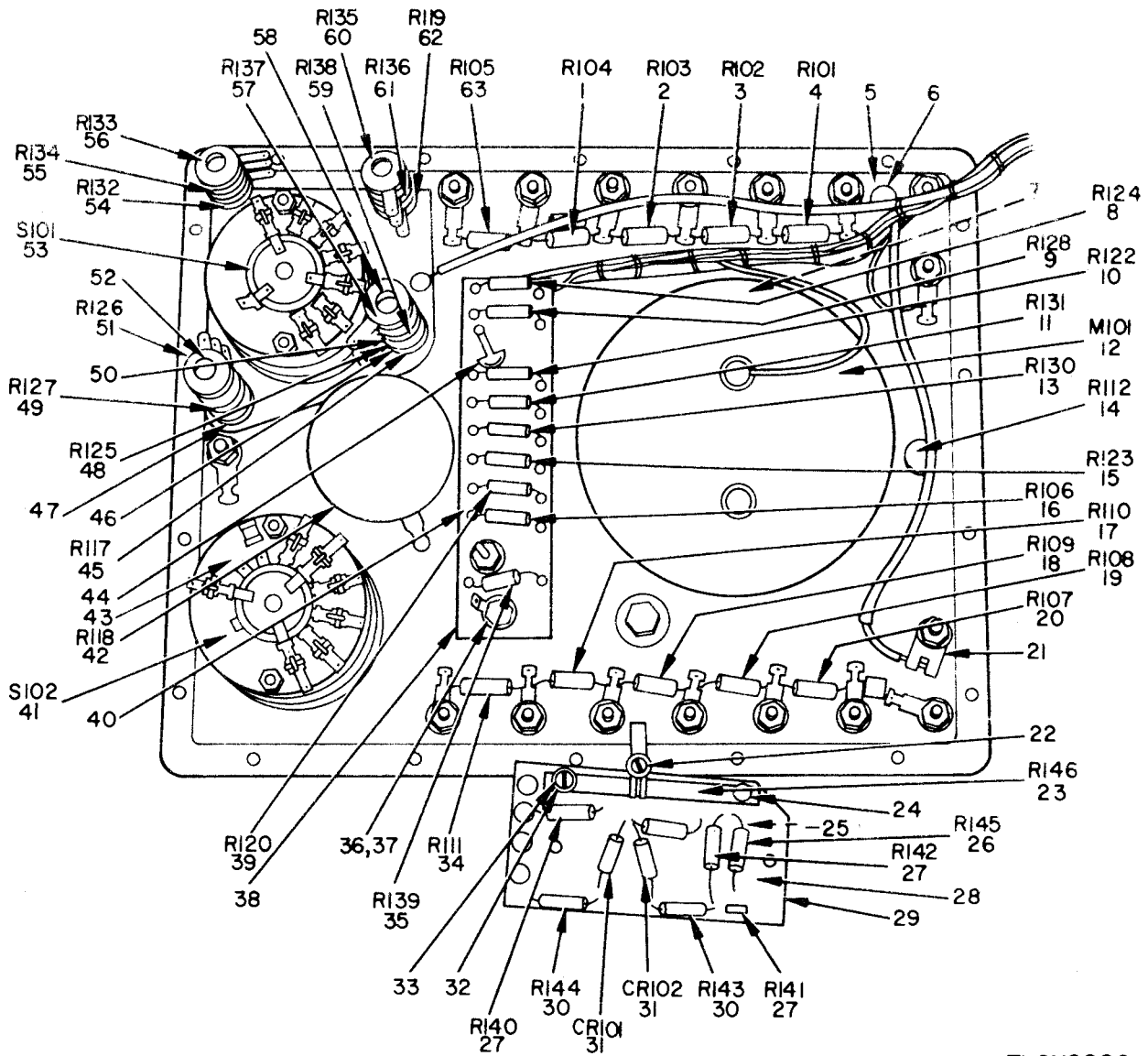


Figure 6. Multimeter ME-9H/U, Rear View.

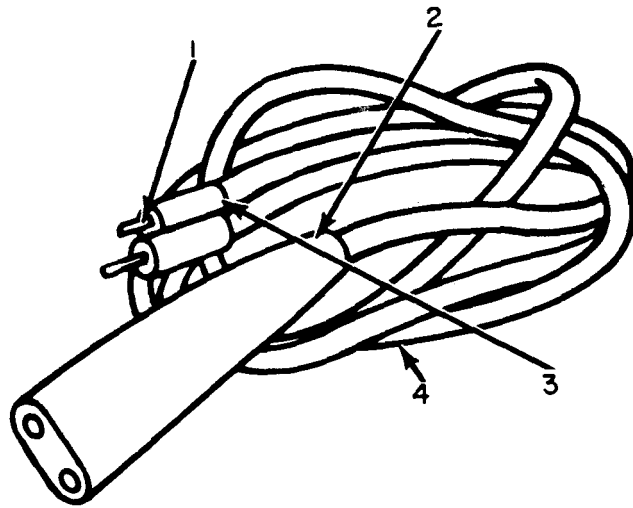
ELOH0006

SECTION II

(1)	(2)	(3)	(4)	(5)	(6)	(7)	(8)
ILLUSTRATION							
(A)	(B)	NATIONAL	PART		DESCRIPTION		QTY
FIG	ITEM	STOCK	NUMBER	FSCM		USABLE ON CODE	INC
NO.	NO.	NUMBER	NUMBER			U/M	IN
							UNIT
6	1	PAHZZ	5905-00-539-3838	RN70B2493F	81349	RESISTOR, FIXED, FILM	EA 1
6	2	PAHZZ	5905-00-646-5706	RN70B2003F	81349	RESISTOR, FIXED, FILM	EA 1
6	3	PAHZZ	5905-00-204-7440	RN70B4002F	81349	RESISTOR, FIXED, FILM	EA 1
6	4	PAHZZ	5905-00-829-3782	RN70B7501F	81349	RESISTOR, FIXED, FILM	EA 1
6	5	XDHZZ		SMB-469498	80063	PLATE, MOUNTING	EA 1
6	6	PAHZZ	5310-00-543-2410	MS35337-40	96906	WASHER, SPLIT	EA 2
6	7	PAHZZ	5330-00-954-3214	SMB-469457	80063	GASKET	EA 1
6	8	XDHZZ		BE1359-R70-6	06286	RESISTOR, FIXED, FILM	EA 1
6	9	PAHZZ	5905-00-727-7747	RN70B1901F	81349	RESISTOR, FIXED, FILM	EA 1
6	10	XDHZZ		BE1359-R70-8	06286	RESISTOR, FIXED, FILM	EA 1
6	11	PAHZZ	5905-00-646-5772	RN70B6040F	81349	RESISTOR, FIXED, FILM	EA 1
6	12	PAHZZ	6625-00-952-3556	SMD-469458	80063	MULTIMETER, REPLACEMENT	EA 1
6	13	PAHZZ	5905-00-950-8180	RN70B2311F	81349	RESISTOR, FIXED, FILM	EA 1
6	14	XDHZZ		BE1359-B255	06286	SHUNT, INSTRUMENT	EA 1
6	15	XDHZZ		BE1359-R70-10	06286	RESISTOR, FIXED, FILM	EA 1
6	16	PAHZZ	5905-00-052-4769	RN70B4832F	81349	RESISTOR, FIXED, FILM	EA 1
6	17	PAHZZ	5905-00-539-2625	RN75B4994F	81349	RESISTOR, FIXED, FILM	EA 1
6	18	PAHZZ	5905-00-279-2948	RN75B4004F	81349	RESISTOR, FIXED, FILM	EA 1
6	19	XDHZZ		BE1359-R70-5	06286	RESISTOR, FIXED, FILM	EA 1
6	20	XDHZZ		RN70B1503F	81349	RESISTOR, FIXED, FILM	EA 1
6	21	PAHZZ	5935-00-933-6409	SMB-469454	80063	JACK, TIP	EA 17
6	22	PAHZZ	5310-00-087-0057	MS15795-202	96906	WASHER, FLAT	EA 3
6	23	PAHZZ	5905-00-832-4622	SMB469496	80063	SHUNT, INSTRUMENT	EA 1
6	24	XDHZZ		SMD-469458	80063	SCREW, MACHINE	EA 6
6	25	PAHZZ	5305-00-958-6381	MS35206-208	96906	SCREW, MACHINE	EA 2
6	26	XDHZZ		BE1359-R70-2	06286	RESISTOR, FIXED, FILM	EA 1
6	27	XDHZZ		RN70B2501F	81349	RESISTOR, FIXED, FILM	EA 3
6	28	XDHZZ		SMB-469494	80063	TERMINAL BOARD	EA 1
6	29	XDHZZ		SMB-569449	80063	TERMINAL BOARD ASSEMBLY	EA 1
6	30	PAHZZ	5905-00-252-4003	RN70B1001F	81349	RESISTOR, FIXED, FILM	EA 2
6	31	PAHZZ	5961-00-853-2607	1N933	81349	SEMICONDUCTOR DEVICE, DIODE	EA 2
6	32	PAHZZ	5310-00-934-9738	MS35649-22	96906	NUT, PLAIN, HEXAGON	EA 4
6	33	PAHZZ	5310-00-543-5060	MS35337-39	96906	WASHER, SPLIT	EA 4
6	34	XDHZZ	5905-00-065-0585	RN75B1005F	81349	RESISTOR, FIXED, FILM	EA 1
6	35	PAHZZ	5905-00-954-2224	RB08CE15000D	81349	RESISTOR, FIXED, WIRE WOUND	EA 1
6	36	PAHZZ	5305-00-984-4977	MS35225-20	96906	SCREW, MACHINE	EA 1
6	37	XDHZZ		MS35549-42	96906	NUT, PLAIN, HEXAGON	EA 3
6	38	XDHZZ		SMB-469450	80063	TERMINL BOARD ASSEMBLY	EA 1
6	39	XDHZZ		RN70B5001F	81349	RESISTOR, FIXED, FILM	EA 1

SECTION II

(1)	(2)	(3)	(4)	(5)	(6)	(7)	(8)
ILLUSTRATION							
(A)	(B)		NATIONAL				QTY
FIG	ITEM	SMR	STOCK	PART	DESCRIPTION		INC
NO.	NO.	CODE	NUMBER	NUMBER	FSCM	USABLE ON CODE	IN
							UNIT
6	40	XDHZZ		SMB-469491	80063		EA 1
6	41	PAHZZ	5930-00-548-5757	58737H2	76854		EA
6	42	PAHZZ	5905-00-985-5459	BE1359-B246	06286		EA 1
6	43	XDHZZ		SMC-469448	80063		EA 1
6	44	PAHZZ	5310-00-950-1310	MS15795-204	96906		EA 2
6	45	PAHZZ	5905-00-056-0307	BE1359-R08-5	06286		EA 1
6	46	PAHZZ	5310-00-045-4007	MS35338-11	96906		EA 4
6	47	PAHZZ	5310-00-983-8483	MS15795-5	96906		EA 4
6	48	XDHZZ		BE1359-R08-3	06286		EA 1
6	49	PAHZZ	5905-00-954-1791	RB08CE210ROD	81349		EA 1
6	50	XDHZZ		BE1359-R220-2	06286		EA 4
6	51	XDHZZ		BE1359-R08-2	06286		EA 1
6	52	PAHZZ	5305-00-043-6672	MS35225-37	96906		EA 4
6	53	PAHZZ	5930-00-548-5343	SMC-469449	80063		EA 1
6	54	PAHZZ	5905-00-087-1183	RB08CE120ROD	81349		EA 1
6	55	PAHZZ	5905-00-056-0311	BE1359-R08-1	06286		EA 1
6	56	PAHZZ	5905-00-954-1802	RB08CE21R50D	81349		EA 1
6	57	PAHZZ	5905-00-954-2222	RB08CE1R600D	81349		EA 1
6	58	PAHZZ	5310-00-934-9747	MS35649-62	96906		EA 4
6	59	PAHZZ	5905-00-958-2073	RB08CER3200D	81349		EA 1
6	60	PAHZZ	5905-00-954-5126	RB08CE16R00D	81349		EA 1
6	61	PAHZZ	5905-00-978-7528	RB08CE2R00D	81349		EA 1
6	62	PAHZZ	5905-00-056-0308	BE1359-R08-4	06286		EA 1
6	63	PAHZZ	5905-00-581-0180	RN75B5003F	81349		EA 1



ELOH0007

Figure 7. Cable Assembly CX-927/U.

SECTION II

(1)	(2)	(3)	(4)	(5)	(6)	(7)	(8)	
ILLUSTRATION							QTY	
(A)	(B)	NATIONAL			DESCRIPTION		INC	
FIG	ITEM	SMR	STOCK	PART			IN	
NO.	NO.	CODE	NUMBER	NUMBER	FSCM	USABLE ON CODE	U/M	UNIT
GROUP 04 CABLE ASSEMBLY CX-927/U								
7	1	PAHZZ	5935-00-954-2232	212MOD	83330	PLUG,TIP	EA	1
7	2	XDHZZ		95	76545	CLIP,ELECTRICAL	EA	1
7	3	PAHZZ	5975-00-285-0452	74	76545	CABLE NIPPLE,ELECTRICAL	EA	1
7	4	PAHZZ	6145-00-578-6370	8898RED	70903	CABLE,SPECIAL PURPOSE,ELECTRICAL	FT	4

SECTION IV

NATIONAL STOCK NUMBER AND PART NUMBER INDEX

NOTE: LATEST NATIONAL STOCK NUMBER AND PART NUMBER ASSIGNMENTS ARE INCLUDED AT END OF INDEX.

STOCK NUMBER	FIGURE NO.	ITEM NO.	STOCK NUMBER	FIGURE NO.	ITEM NO.
5305-00-043-6672	6	52	5340-00-664-9978	1	1
5905-00-052-4769	6	16	5940-00-702-5256	1	12
5905-00-056-0307	6	45	5940-00-702-5260	1	11
5905-00-056-0308	6	62	5999-00-774-6358	3	13
5905-00-056-0311	6	55	5340-00-827-6264	1	6
5905-00-065-0585	6	34	5905-00-829-3782	6	4
5310-00-087-0057	6	22	5961-00-853-2607	6	31
5905-00-087-1183	6	54	6625-00-892-5524	1	14
5355-00-160-6850	5	2	6625-00-915-5834	5	1
5905-00-204-7440	6	3	5935-00-933-6409	4	12
5905-00-252-4003	6	30	5935-00-933-6409	6	21
5999-00-268-3022	3	17	5310-00-934-9738	6	32
5975-00-285-0452	7	3	5310-00-934-9747	6	58
6625-00-395-9313	1	9	5310-00-950-1310	6	44
6625-00-500-4508	1	10	5340-00-952-3443	1	16
5905-00-539-2625	6	17	6625-00-952-3556	6	12
5905-00-539-3838	6	1	5905-00-954-1791	6	49
			5905-00-954-1802	6	56
5310-00-543-2410	3	11	5905-00-954-2222	6	57
5310-00-543-2410	6	6	5905-00-954-2224	6	35
5310-00-543-5060	6	33	5905-00-954-3214	6	7
6135-00-548-1696	3	7	5905-00-954-3227	3	3
5930-00-548-5343	6	53	5905-00-954-5126	6	60
5930-00-548-5757	6	41	5330-00-955-0575	1	3
5310-00-559-0070	3	15	5905-00-958-2073	6	59
5355-00-559-4615	5	3	5905-00-978-7528	6	61
6145-00-578-6370	7	4	5310-00-983-8483	6	47
5905-00-581-0180	6	63	5305-00-984-4977	6	36
5905-00-646-5706	6	2	5905-00-985-5459	6	42
5905-00-646-5772	6	11	5340-00-985-6469	1	21
6625-00-649-5250	1	4			

PART NUMBER	FSCM	FIG NO	ITEM NO	PART NUMBER	FSCM	FIG NO	ITEM NO
BEL359-A211	6286	3	14				
BEL359-B-238	6286	5	4	MS35221-42	96906	3	16
BEL359-B221-3	6286	3	4				
BEL359-B223	6286	3	8				
BEL359-B246	6286	6	42				
BEL359-B255	6286	6	14				
BEL359-B256	6286	6	23				
BEL359-C207-2	6286	3	9	MS35225-20	96906	6	36
BEL359-C257	23302	1	3	MS35225-37	96906	6	52
BEL359-R08-1	6286	6	55	MS35226-61	96906	1	17
BEL359-R08-2	6286	6	51	MS35226-61	96906	2	5
BEL359-R08-3	6286	6	48	MS35333-37	96906	2	6
BEL359-R08-4	6286	6	62	MS35333-38	96906	3	15
BEL359-R08-5	6286	6	45	MS35337-39	96906	6	33
BEL359-R220-2	6286	6	50	MS35337-40	96906	3	11
BEL359-R70-10	6286	6	15	MS35337-40	96906	6	6
BEL359-R70-2	6286	6	26				
BEL359-R70-5	6286	6	19				
BEL359-R70-6	6286	6	8	MS35338-44	96906	4	6
BEL359-R70-8	6286	6	10	MS35549-42	96906	3	20
BH2096W	87585	1	1	MS35549-42	96906	6	37
CX-1331A/U	80058	1	9	MS35649-22	96906	6	32
CX-927/U	80058	1	14	MS35649-62	96906	6	58
CX-939/U	80058	1	13				
HC-200	14608	1	16	MX-1572/U	80058	1	10
HS-200	14608	1	21	MX-815B/U	80058	1	4
ME-9H/U	80058	1	5	RB08CER3200D	81349	6	59
MS15795-10	96906	4	7	RB08CE1R600D	81349	6	57
MS15795-202	96906	6	22	RB08CE120ROD	81349	6	54
MS15795-204	96906	6	44	RB08CE15000D	81349	6	35
MS15795-5	96906	6	47	RB08CE16R00D	81349	6	60
MS15795-7	96906	1	20	RB08CE2R00D	81349	6	61

PART NUMBER	NATIONAL STOCK NUMBER AND			PART NUMBER	INDEX		
	FSCM	FIGURE NO.	ITEM NO.		FSCM	FIGURE NO.	ITEM NO.
RB08CE21R50D	81349	6	56	SMB-469474	80063	4	8
RB08CE21OROD	81349	6	49	SMB-469476	80063	4	2
RN70B1001F	81349	6	30	SMB-469485	80063	3	2
RN70B1503F	81349	6	20	SMB-469486	80063	3	13
RN70B1901F	81349	6	9	SMB-469487	80063	3	6
RN70B2003F	81349	6	2	SMB-469490	80063	3	17
RN70B2311F	81349	6	13	SMB-469491	80063	6	40
RN70B2493F	81349	6	1	SMB-469494	80063	6	28
RN70B2501F	81349	6	27	SMB-469498	80063	6	5
RN70B4002F	81349	6	3	SMB-569449	80063	6	29
RN70B4832F	81349	6	16	SMC-469433	80063	1	15
RN70B5001F	81349	6	39	SMC-469438-1	80063	4	9
RN70B6040F	81349	6	11	SMC-469438-5	80063	4	5
RN70B7501F	81349	6	4	SMC-469438-6	80063	4	13
RN75B1005F	81349	6	34	SMC-469448	80063	6	43
RN75B4004F	81349	6	18	SMC-469449	80063	6	53
RN75B4994F	81349	6	17	SMC-469469	80063	4	1
RN75B5003F	81349	6	63	SMC-469483	80063	3	7
SCB-34065	80063	1	8				
SCB-89352	80063	5	2	SMD-469430	80063	1	18
SMB-469432	80063	1	22	SMD-469441	80063	3	1
SMB-469440	80063	2	3	SMD-469441-1	80063	3	5
SMB-469443	80063	1	6	SMD-469453	80063	5	1
SMB-469444	80063	1	7	SMD-469458	80063	6	12
SMB-469445-1	80063	2	7	SMD-469458	80063	6	24
SMB-469446	80063	2	1	SMD-469482	80063	3	3
SMB-469446-4	80063	3	21	LN933	81349	6	31
SMB-469450	80063	6	38	1410D1	91802	1	12
SMB-469454	80063	4	12	1410D2	91802	1	11
SMB-469454	80063	6	21	1700	72512	5	3
SMB-469457	80063	6	7	212MOD	83330	7	1
SMB-469470	80063	4	10	58737H2	76854	6	41
SMB-469471	80063	4	11	74	76545	7	3
SMB-469472	80063	4	3	8898RED	70903	7	4
SMB-469473	80063	4	4	95	76545	7	2

LATEST NATIONAL STOCK NUMBER ASSIGNMENTS

STOCK NUMBER	FIG. NO.	ITEM NO.
5310-00-045-3299	3	18
5310-00-045-4007	6	46
5310-00-579-0079	2	6
5310-00-934-9757	2	4
5905-00-950-8180	6	13
5305-00-953-2350	2	3
5305-00-958-6381	6	25
5305-00-984-6193	2	2
5305-00-984-6193	3	19
5305-00-984-6200	3	10
5305-00-990-6444	1	17
5305-00-990-6444	2	5
5305-00-993-0190	3	12
5305-00-993-2739	1	19

LATEST PART NUMBER ASSIGNMENTS

PART NUMBER	FSCM	FIG. NO.	ITEM NO.
MS35206-208	96906	6	25
MS35206-214	96906	3	12
MS35206-245	97450	2	2
MS35206-245	97450	3	19
MS35206-252	96906	3	10
MS35207-202	96906	1	19
MS35338-11	96906	6	46
MS35338-46	96906	3	18
MS35649-282	96906	2	4
SMB-469496	80063	6	23
SMD-469436	80063	1	2

ADDITIONAL LATEST NATIONAL STOCK ASSIGNMENTS

STOCK NUMBER	FIG. NO.	ITEM NO.
5905-00-279-2948	6	18
5310-00-582-5965	4	6
5905-00-727-7747	6	9
5905-00-832-4622	6	23
5935-00-954-2232	7	1

RECOMMENDED CHANGES TO EQUIPMENT TECHNICAL MANUALS



SOMETHING WRONG WITH THIS MANUAL?

THEN... JOT DOWN THE DOPE ABOUT IT ON THIS FORM, TEAR IT OUT, FOLD IT AND DROP IT IN THE MAIL!

FROM: (YOUR UNIT'S COMPLETE ADDRESS)

Commander
Stateside Army Depot
ATTN: AMSTA-US
Stateside, N.J. 07703

DATE 10 July 1975

PUBLICATION NUMBER

TM 11-5840-340-12

DATE

23 Jan 74

TITLE

Radar Set AN/SPC-76

BE EXACT... PIN-POINT WHERE IT IS

IN THIS SPACE TELL WHAT IS WRONG AND WHAT SHOULD BE DONE ABOUT IT:

PAGE NO.	PARA-GRAPH	FIGURE NO.	TABLE NO.
2-25	2-28		
3-10	3-3		3-1
5-6	5-8		
		FO3	

Recommend that the installation antenna alignment procedure be changed through to specify a 2° IFF antenna lag rather than 1°.

REASON: Experience has shown that with only a 1° lag, the antenna servo system is too sensitive to wind gusting in excess of 25 knots, and has a tendency to rapidly accelerate and decelerate as it hunts, causing strain to the drive train. Hunting is minimized by adjusting the lag to 2° without degradation of operation.

Item 5, Function column. Change "2 db" to "3db."

REASON: The adjustment procedure for the TRANS POWER FAULT indicator calls for a 3 db (500 watts) adjustment to light the TRANS POWER FAULT indicator.

Add new step f.1 to read, "Replace cover plate removed in step e.1, above."

REASON: To replace the cover plate.

Zone C 3. On J1-2, change "+24 VDC to "+5 VDC."

REASON: This is the output line of the 5 VDC power supply. + 24 VDC is the input voltage.

TEAR ALONG DOTTED LINE

TYPED NAME, GRADE OR TITLE, AND TELEPHONE NUMBER

SSG I. M. DeSpirito 999-1776

SIGN HERE:

SSG I. M. DeSpirito

DA FORM 2028-2 (TEST) 1 AUG 74

P.S.--IF YOUR OUTFIT WANTS TO KNOW ABOUT YOUR MANUAL "FIND" MAKE A CARBON COPY OF THIS AND GIVE IT TO YOUR HEADQUARTERS.

HISA 1686-75

RECOMMENDED CHANGES TO EQUIPMENT TECHNICAL MANUALS



SOMETHING WRONG WITH THIS MANUAL?

THEN... JOT DOWN THE DOPE ABOUT IT ON THIS FORM, TEAR IT OUT, FOLD IT AND DROP IT IN THE MAIL!

FROM: (YOUR UNIT'S COMPLETE ADDRESS)

DATE

PUBLICATION NUMBER

DATE

TITLE

BE EXACT... PIN-POINT WHERE IT IS

IN THIS SPACE TELL WHAT IS WRONG AND WHAT SHOULD BE DONE ABOUT IT:

PAGE NO.	PARA-GRAPH	FIGURE NO.	TABLE NO.

TEAR ALONG DOTTED LINE

TYPED NAME, GRADE OR TITLE, AND TELEPHONE NUMBER

SIGN HERE:

FILL IN YOUR
UNIT'S ADDRESS

FOLD BACK

DEPARTMENT OF THE ARMY

OFFICIAL BUSINESS

PENALTY FOR PRIVATE USE, \$300

POSTAGE AND FEES PAID
DEPARTMENT OF THE ARMY
DOD-314



Commander
US Army Electronics Command
ATTN: DRSEL-MA-Q
Fort Monmouth, New Jersey 07703

TEAR ALONG DOTTED LINE

FOLD BACK

RECOMMENDED CHANGES TO EQUIPMENT TECHNICAL MANUALS



SOMETHING WRONG WITH THIS MANUAL?

THEN...JOT DOWN THE DOPE ABOUT IT ON THIS FORM, TEAR IT OUT, FOLD IT AND DROP IT IN THE MAIL!

FROM: (YOUR UNIT'S COMPLETE ADDRESS)

DATE

PUBLICATION NUMBER

DATE

TITLE

BE EXACT...PIN-POINT WHERE IT IS

IN THIS SPACE TELL WHAT IS WRONG AND WHAT SHOULD BE DONE ABOUT IT:

PAGE
NO.

PARA-
GRAPH

FIGURE
NO.

TABLE
NO.

TEAR ALONG DOTTED LINE

TYPED NAME, GRADE OR TITLE, AND TELEPHONE NUMBER

SIGN HERE:

FILL IN YOUR
UNIT'S ADDRESS

FOLD BACK

DEPARTMENT OF THE ARMY

OFFICIAL BUSINESS

PENALTY FOR PRIVATE USE, \$300

POSTAGE AND FEES PAID
DEPARTMENT OF THE ARMY
DOD-314



Commander
US Army Electronics Command
ATTN: DRSEL-MA-Q
Fort Monmouth, New Jersey 07703

TEAR ALONG DOTTED LINE

FOLD BACK



SOMETHING WRONG WITH THIS MANUAL?

THEN... JOT DOWN THE DOPE ABOUT IT ON THIS FORM, TEAR IT OUT, FOLD IT AND DROP IT IN THE MAIL!

FROM: (YOUR UNIT'S COMPLETE ADDRESS)

DATE

PUBLICATION NUMBER

DATE

TITLE

BE EXACT... PIN-POINT WHERE IT IS

IN THIS SPACE TELL WHAT IS WRONG AND WHAT SHOULD BE DONE ABOUT IT:

PAGE NO.

PARA-GRAPH

FIGURE NO.

TABLE NO.

TEAR ALONG DOTTED LINE

TYPED NAME, GRADE OR TITLE, AND TELEPHONE NUMBER

SIGN HERE:

FILL IN YOUR
UNIT'S ADDRESS

FOLD BACK

DEPARTMENT OF THE ARMY

OFFICIAL BUSINESS

PENALTY FOR PRIVATE USE, \$300

POSTAGE AND FEES PAID
DEPARTMENT OF THE ARMY
DOD-314



Commander
US Army Electronics Command
ATTN: DRSEL-MA-Q
Fort Monmouth, New Jersey 07703

TEAR ALONG DOTTED LINE

FOLD BACK

By Order of the Secretary of the Army:

BERNARD W. ROGERS
General, United States Army
Chief of Staff

Official:

PAUL T. SMITH
Major General, United States Army
The Adjutant General

DISTRIBUTION:*Active Army:*

USASA (2)	1-55	5-407	8-26	11-216	29-102	44-545
COE (1)	1-56	5-408	8-27	11-217	29-105	44-547
TSG (1)	1-57	6-100	8-137	11-218	29-107	44-568
USAARENBD (1)	1-58	6-115	8-187	11-225	29-109	54-312
DARCOM (1)	1-127	6-116	8-197	11-226	29-111	54-402
MICOM (2)	1-128	6-155	8-510	11-247	29-112	55-2
TECOM (2)	1-137	6-156	8-564	11-302	29-116	55-11
TRADOC (2)	1-165	6-165	8-565	11-303	29-118	55-27
USACC (4)	1-166	6-166	9-22	11-327	29-119	55-89
USACC-CONUS (2)	1-167	6-175	9-86	11-347	29-126	55-99
USACC-A (2)	1-252	6-176	9-117	11-357	29-127	55-111
USACC-EUR (2)	3-267	6-185	9-247	11-367	29-134	55-117
USACC-PAC (2)	5-25	6-1436	10-201	11-368	29-136	55-118
USACC-SO (2)	5-26	6-200	10-202	11-377	29-137	55-157
OS Maj Cored (4)	5-35	6-201	10-205	11-500 (AA-AC)	29-139	55-225
MDW (1)	5-36	6-215	10-206	17	29-207	55-227
Armies (2)	5-37	6-216	10-207	17-75	29-227	55-247
corps (2)	5-52	6-300	10-407	17-76	29-245	55-248
Instl (2) except	5-78	6-302	10-417	17-95	29-247	55-405
Ft Gillem (10)	5-101	6-365	11-15	17-96	29-402	55-406
Ft Gordon (10)	5-107	6-366	11-16	17-100	29-404	55-407
Ft Huachuca (10)	5-111	6-405	11-17	19-57	29-427	55-457
Ft Carson (5)	5-112	6-406	11-18	29-1	29-512	55-458
SAAD (30)	5-115	6-425	11-19	29-11	29-550	57
LBAD (14)	5-116	6-426	11-25	29-15	30-25	57-100
TOAD (14)	5-117	6-455	11-27	29-16	30-28	57-102
SHAD (3)	5-127	6-456	11-35	29-17	30-34	67
HISA (Ft Monmouth) (33)	5-137	6-502	11-36	29-21	31-105	77-100
Ft Richardson (ECOM Oft) (2)	5-145	6-555	11-37	29-25	32-52	77-102
Svc Colleges (1)	5-146	6-556	11-38	29-26	32-56	
USASIGS (5)	5-155	6-557	11-39	29-27	32-57	
USAICS (3)	5-156	6-575	11-45	29-35	32-67	
USAADS (2)	5-177	6-576	11-46	29-36	32-77	
USAFAS (2)	5-195	6-577	11-85	29-37	32-78	
USAARMS (2)	5-196	6-615	11-86	29-41	32-500	
USAIS (2)	5-197	6-616	11-87	29-42	37	
USAES (2)	5-198	6-617	11-97	29-51	44-2	
MAAG (1)	5-201	6-619	11-98	29-55	44-12	
VFGH (2)	5-305	6-700	11-116	29-56	44-85	
USARMIS (1)	5-306	6-701	11-117	29-57	44-86	
USAERDAA (1)	5-327	6-702	11-127	29-75	44-87	
USAERDAW (1)	5-348	7	11-137	29-79	44-235	
USAJFKCENMA (2)	5-401	7-45	11-147	29-85	44-236	
USARMIS (1)	5-402	7-46	11-205	29-86	44-237	
Sig FLDMS (1)	5-405	7-100	11-206	29-87	44-535	
Units org under fol TOE;- 1 ea.	5-406	8-25	11-215	29-97	44-537	

ARNG: State AG (3): Units-Same as Active Army except allowance is one (1) copy each.

USAR: None.

For explanation of abbreviations used, see AR 310-50.

DEPARTMENT OF THE ARMY
US ARMY AG PUBLICATIONS CENTER
1655 WOODSON ROAD
ST. LOUIS, MISSOURI 63114

OFFICIAL BUSINESS
PENALTY FOR PRIVATE USE \$300

POSTAGE AND FEES PAID
DEPARTMENT OF THE ARMY
DOD 314



This fine document...

Was brought to you by me:



[Liberated Manuals -- free army and government manuals](#)

Why do I do it? I am tired of sleazy CD-ROM sellers, who take publicly available information, slap “watermarks” and other junk on it, and sell it. Those masters of search engine manipulation make sure that their sites that sell free information, come up first in search engines. They did not create it... They did not even scan it... Why should they get your money? Why are not letting you give those free manuals to your friends?

I am setting this document FREE. This document was made by the US Government and is NOT protected by Copyright. Feel free to share, republish, sell and so on.

I am not asking you for donations, fees or handouts. If you can, please provide a link to liberatedmanuals.com, so that free manuals come up first in search engines:

<A HREF=<http://www.liberatedmanuals.com/>>Free Military and Government Manuals

- Sincerely
Igor Chudov
<http://igor.chudov.com/>
- [Chicago Machinery Movers](#)