

TECHNICAL MANUAL

**ORGANIZATIONAL DIRECT SUPPORT, AND GENERAL SUPPORT
MAINTENANCE REPAIR PARTS AND SPECIAL TOOLS LISTS
(INCLUDING DEPOT MAINTENANCE REPAIR PARTS AND SPECIAL TOOLS)**

FOR

TEST SET, RADIO FREQUENCY POWER AN/URM-182A/U

HEADQUARTERS, DEPARTMENT OF THE ARMY

15 AUGUST 1979

TECHNICAL MANUAL

No. 11-6625-2718-24P-1

HEADQUARTERS
DEPARTMENT OF THE ARMY
WASHINGTON, DC, 15 August 1979

**ORGANIZATIONAL, DIRECT SUPPORT, AND GENERAL SUPPORT
MAINTENANCE REPAIR PARTS AND SPECIAL TOOLS LISTS
(INCLUDING DEPOT MAINTENANCE REPAIR PARTS AND SPECIAL TOOLS)
FOR**

TEST SET, RADIO FREQUENCY POWER AN/URM-I82A/U

Current as of 15May 1979

REPORTING OF ERRORS

You can help improve this manual. If you find any mistakes or if you know of a way to improve the procedures, please let us know. Mail your letter, DA Form 2028 (Recommended Changes to Publications and Blank Forms), or DA Form 2028-2 located in back of this manual direct to: Commander, US Army Communications and Electronics Materiel Readiness Command, ATTN: DRSEL-ME-MQ, Fort Monmouth, NJ 07703.

In either case, a reply will be furnished direct to you.

Table of Contents

	Page	Illus Figure
SECTION I. Introduction	1	
II. Repair Parts List	5	
GROUP 00 Test Set, Radio Frequency Power AN/URM-182A/U.	5	1
Case Assy	7	2
Circuit Card Assy	9	3
Circuit Card Assy	11	4
Case bottom	13	5
Cable Assy	15	6
SECTION III. Special Tools List (Not applicable)		
IV. National Stock Number and Part Number Index	16	

SECTION I

INTRODUCTION

1. Scope

This manual lists spares and repair parts; special tools; special test, measurement and diagnostic equipment (TMDE), and other special support equipment required for performance of organizational, direct support, and general support maintenance of the AN/URM-182A/U. It authorizes the requisitioning and issue "of spares and repair parts as indicated by the source and maintenance codes.

2. General

This Repair Parts and Special Tools List is divided into the following sections:

a. Section II. Repair Parts List. A list of spares and repair parts authorized for use in the performance of maintenance. The list also includes parts which must be removed for replacement of the authorized parts. Parts lists are composed of functional groups in numeric sequence, with the parts in each group listed in figure and item number sequence.

b. Section III. Special Tools List. Not applicable.

c. Section IV. National Stock Number and Part Number Index. A list, in National item identification number (NIIN) sequence, of all National stock numbers (NSN) appearing in the listings, followed by a list, in alphameric sequence, of all part numbers appearing in the listings. National stock numbers and part numbers are cross-referenced to each illustration figure and item appearance.

3. Explanation of Columns

a. Illustration. This column is divided as follows:

(1) *Figure number.* Indicates the figure number of the illustration on which the item is shown.

(2) *Item number.* The number used to identify item called out in the illustration.

b. Source, Maintenance, and Recoverability (SMR) Codes.

(1) *Source code.* Source codes indicate the manner of acquiring support items for maintenance, repair, or overhaul of end items. Source codes are entered in the first and second positions of the Uniform SMR Code format as follows:

<i>Code</i>	<i>Definition</i>
PA	Item procured and stocked for anticipated or known usage.

<i>Code</i>	<i>Definition</i>
PE	Support equipment procured and stocked for initial issue or outfitting to specified maintenance repair activities.
XD	Support item that is not stocked. When required, item will be procured through normal supply channels.

NOTE

Cannibalization or salvage maybe used as a source of supply for any items source coded above except those coded XA and aircraft support items as restricted by AR 700-42.

(2) *Maintenance code.* Maintenance codes are assigned to indicate the levels of maintenance authorized to USE and REPAIR support items. The maintenance codes are entered in the third and fourth positions of the Uniform SMR Code format as follows:

(a) The maintenance code entered in the third position will indicate the lowest maintenance level authorized to remove, replace, and use the support item. The maintenance code entered in the third position will indicate one of the following levels of maintenance:

<i>Code</i>	<i>Application/Explanation</i>
O	Support item is removed, replaced, used at the organizational level.
H	Support item is removed, replaced, used at the general support level.

(b) The maintenance code entered in the fourth position indicates whether the item is to be repaired and identifies the lowest maintenance level with the capability to perform complete repair (i.e., all authorized maintenance functions). This position will contain one of the following maintenance codes:

<i>Code</i>	<i>Application/Explanation</i>
O	The lowest maintenance level capable of complete repair of the support item is the organizational level.
D	The lowest maintenance level capable of complete repair of the support item is the depot level.

Z—Nonreparable. No repair is authorized.

(3) *Recoverability code.* Recoverability codes are assigned to support items to indicate the disposition action on unserviceable items. The recoverability

ty code is entered in the fifth position of the Uniform SMR Code format as follows:

Recoverability codes

Definition

Z—Nonreparable item. When unserviceable, condemn and dispose at the level indicated in position 3.

O—Reparable item. When uneconomically repairable, condemn and dispose at organizational level.

D—Reparable item. When beyond lower level repair capability, return to depot. Condemnation and disposal not authorized below depot level.

c. National Stock Number. Indicates the National stock number assigned to the item and will be used for requisitioning purposes.

d. Part Number. Indicates the primary number used by the manufacturer (individual, company, firm, corporation, or Government activity), which controls the design and characteristics of the item by means of its engineering drawings, specifications, standards, and inspection requirements to identify an item or range of items.

NOTE

When a stock numbered item is requisitioned, the repair part received may have a different part number than the part being replaced.

e. Federal Supply Code for Manufacturer (FSCM). The FSCM is a 5-digit numeric code listed in SB 708-42 which is used to identify the manufacturer, distributor, or Government agency, etc.

f. Description. Indicates the Federal item name and, if required, a minimum description to identify the item.

g. Unit of Measure (Will). Indicates the standard of the basic quantity of the listed item as used in performing the actual maintenance function. This measure is expressed by a two-character alphabetical abbreviation (e.g., ea, in, pr, etc). When the unit of measure differs from the unit of issue, the lowest unit of issue that will satisfy the required units of measure will be requisitioned.

h. Quantity Incorporated in Unit. Indicates the quantity of the item used in the breakout shown on the illustration figure, which is prepared for a functional group, subfunctional group, or an assembly. A "V" appearing in this column in lieu of a quantity in-

dicates that no specific quantity is applicable, (e.g., shims, spacers, etc).

4. Special Information

a. The following publications pertain to the AN/URM-182A/U and its components:

TM 11-6625-2718-14, Test Set, Radio Frequency Power AN/URM-182

b. National stock numbers (NSN's) that are missing from P source coded items have been applied for and will be added to this TM by future change/revision when they are entered in the Army Master Data File (AMDF). Until the NSN's are established and published, submit exception requisitions to: Commander, US Army Communications and Electronics Materiel Readiness Command, ATTN: DRSEL-MM, Fort Monmouth, NJ 07703 for the part required to support your equipment.

5. How to Locate Repair Parts

a. When National stock number or part is unknown.

(1) *First.* Using the table of contents, determine the functional group within which the item belongs. This is necessary since illustrations are prepared for functional groups and listings are divided into the same groups.

(2) *Second.* Find the illustration covering the functional group to which the item belongs.

(3) *Third.* Identify the item on the illustration and note the illustration figure and item number of the item.

(4) *Fourth.* Using the Repair Parts Listing, find the figure and item number noted on the illustration.

b. When National stock number or part number is known.

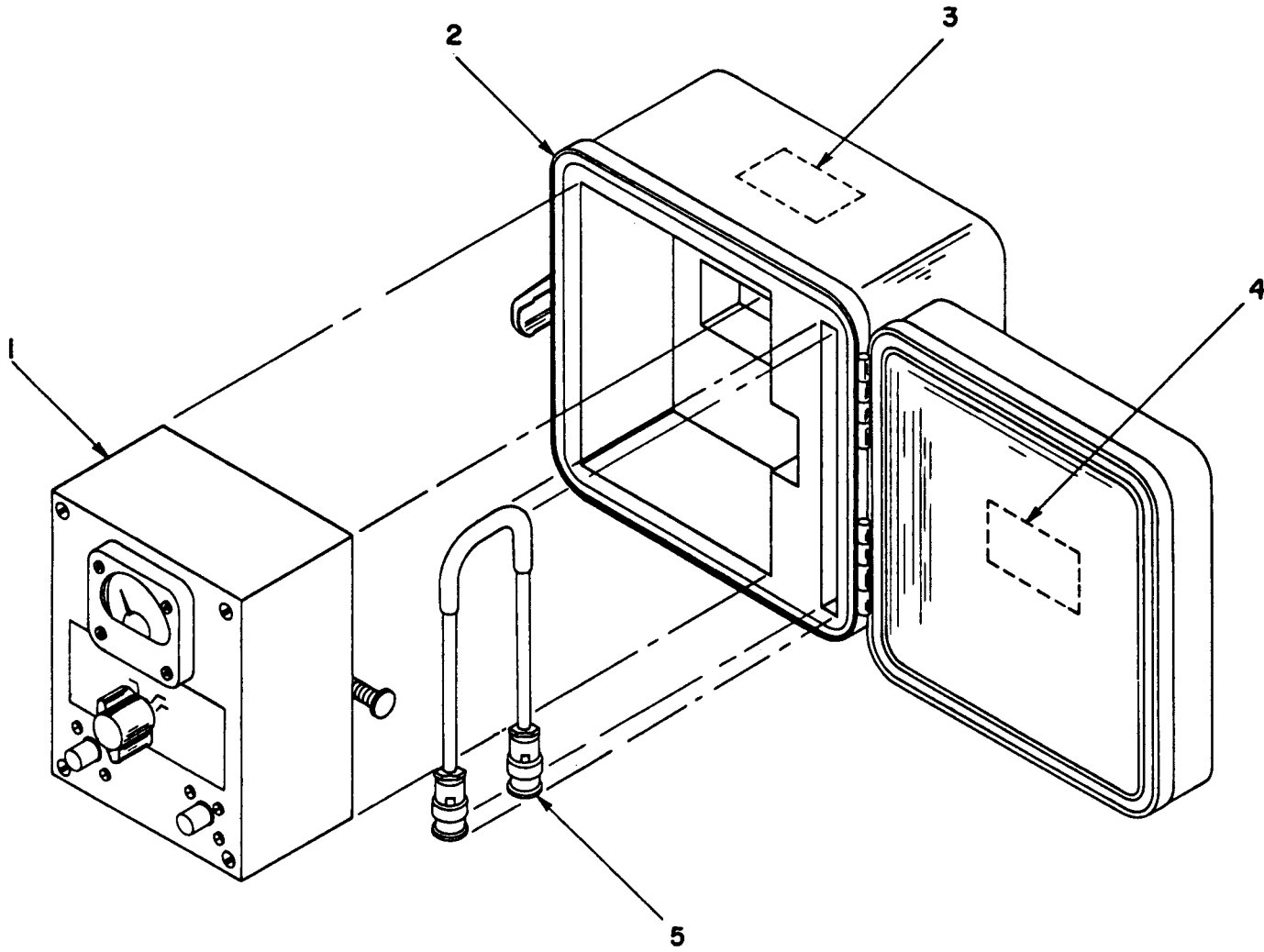
(1) *First.* Using the Index of National Stock Numbers and Part Numbers, find the pertinent National stock number or part number. This index is in NIIN sequence followed by a list of part numbers in alphameric sequence, cross-referenced to the illustration figure and item number.

(2) *Second.* After finding the figure and item number, locate the figure and item number in the repair parts list.

6. Abbreviations

Not applicable.

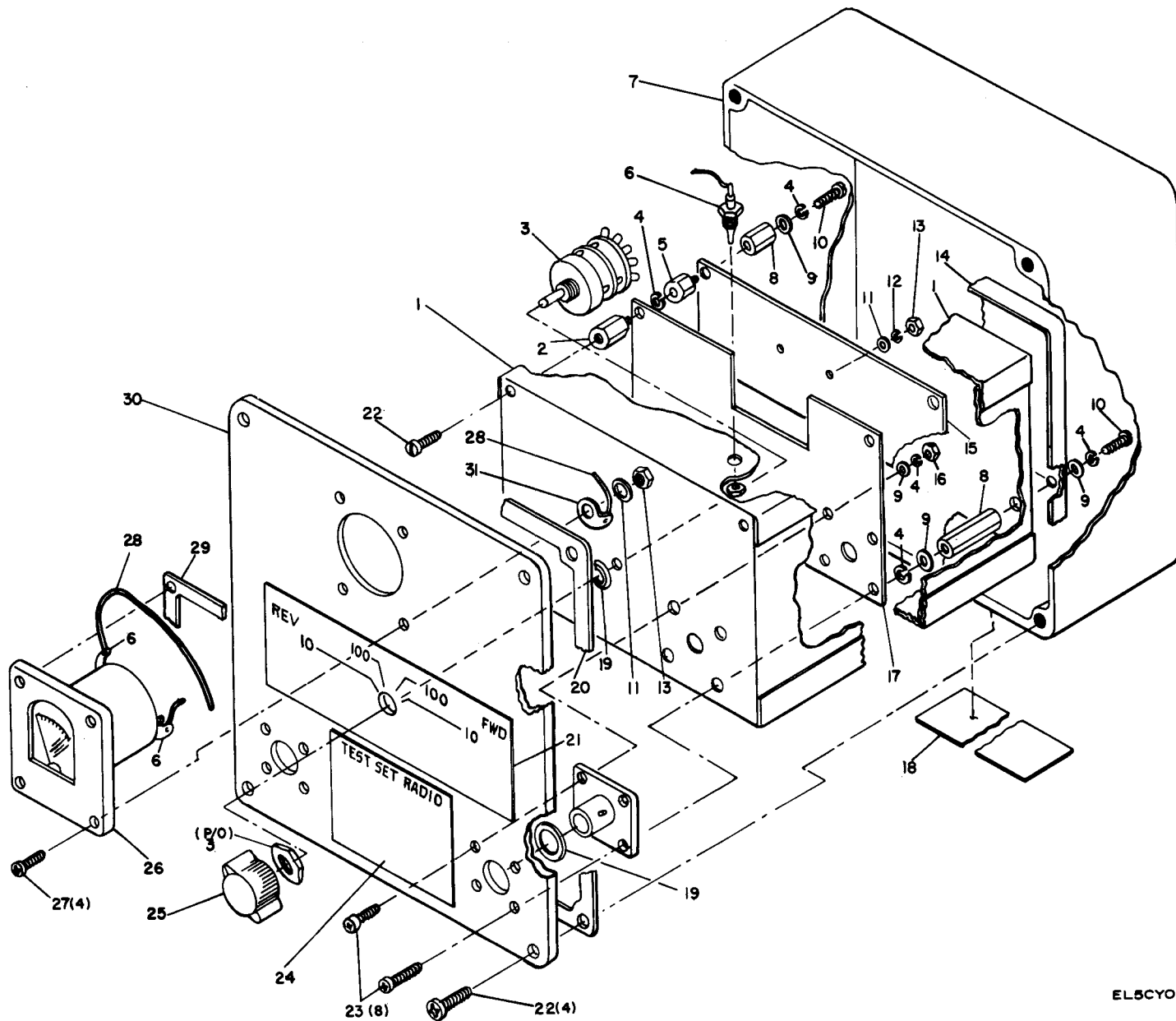
(Next printed page is 4)



EL5CY001

Figure 1. Test Set, Radio Frequency Power AN/URM-182A/U.

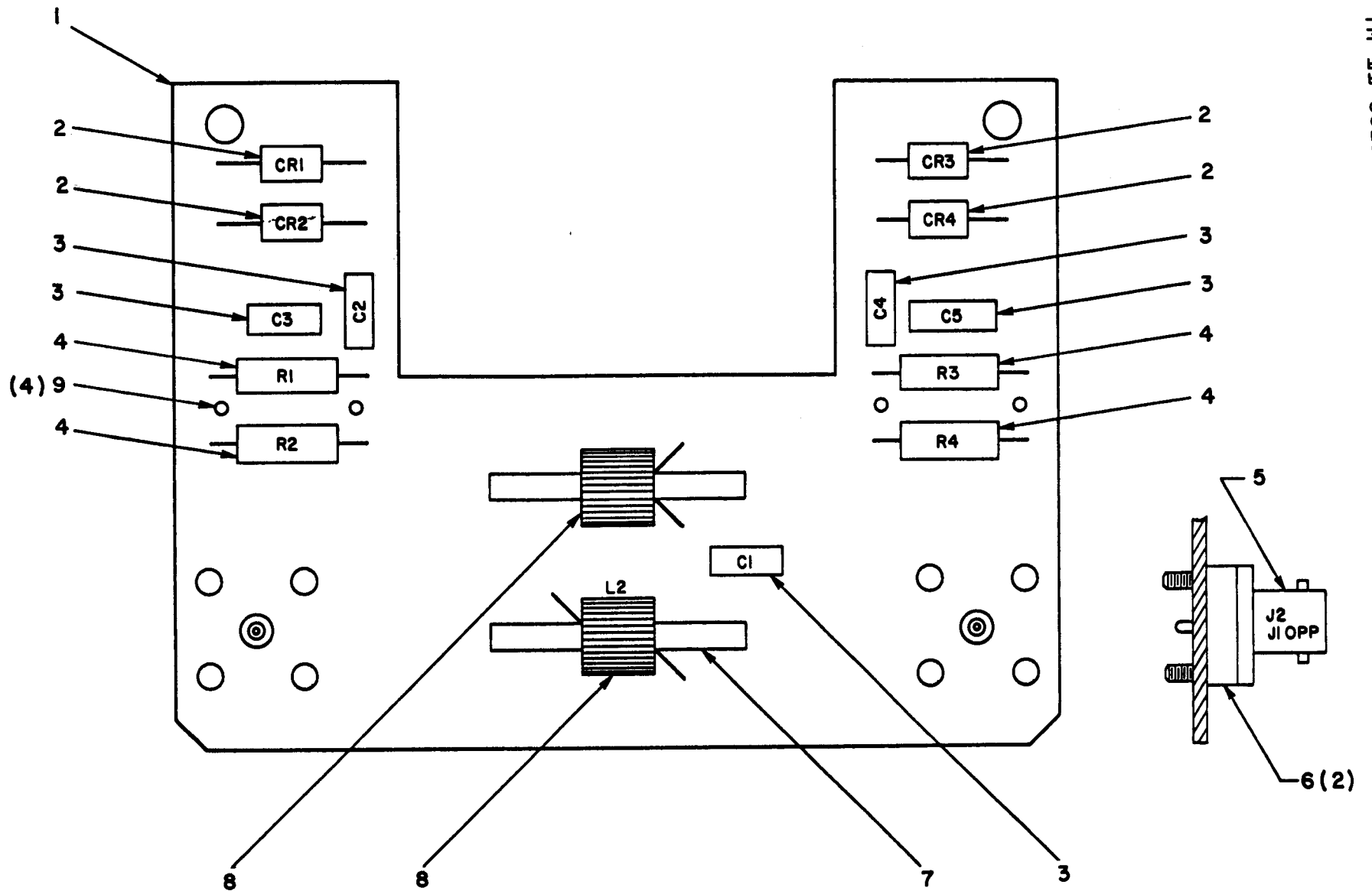
SECTION II (1) ILLUSTRATION		(2)	(3)	(4)	(5)	(6)	(7)	(8)
FIG NO	ITEM NO	SMR CODE	NATIONAL STOCK NUMBER	PART NUMBER	FSCM	DESCRIPTION	USABLE ON CODE U/M	QTY INC IN UNIT
GROUP 00 TEST SET,RADIO FREQUENCY POWER								
1	1	PEHDD		SM-B-937746	80063	AN/URM-182A/U TEST SET,TS3754/U	EA	1
1	2	PAHZZ		SM-B-937747	80063	CASE TEST SET CY-7733/URM-182A	EA	1
1	3	PAHZZ		SM-B-937783	80063	NAMEPLATE	EA	1
1	4	PAHZZ		SM-B-937784	80063	NAMEPLATE	EA	1
1	5	PA000	5995-00-926-8026	SCD599042	80063	CABLE ASSEMBLY,RADIO FREQ CG-1893/U	EA	1



EL5CY002

Figure 2. Test Set, Radio Frequency Power AN/URM-182A/U, Case Assy.

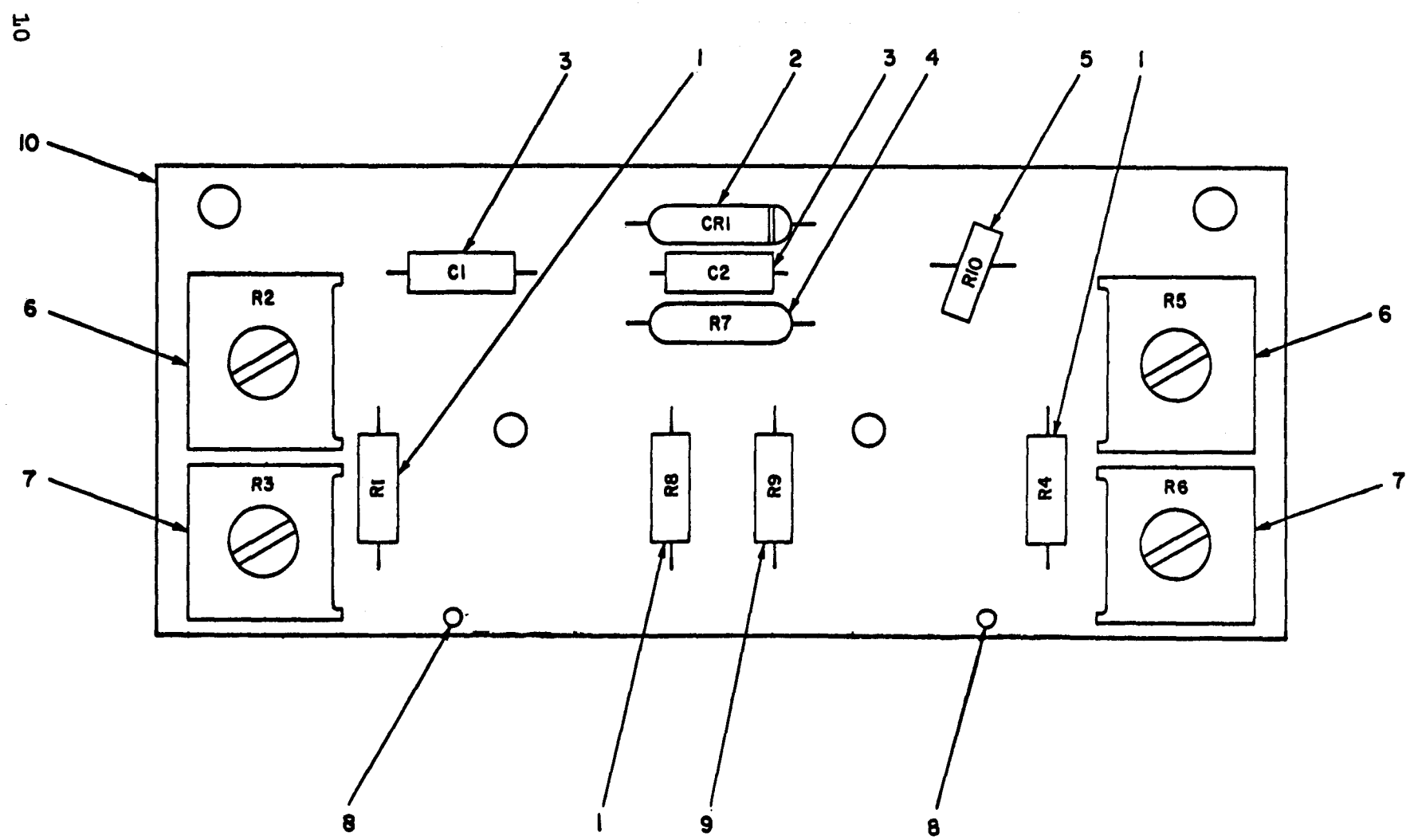
SECTION II (1) ILLUSTRATION		(2)	(3)	(4)	(5)	(6)	(7)	(8)
FIG NO	ITEM NO	SMR CODE	NATIONAL STOCK NUMBER	PART NUMBER	FSCM	DESCRIPTION	USABLE ON CODE U/M	QTY INC IN UNIT
2	1	XDHZZ		SM-B-937768	80063	INNER BOX	EA	1
2	2	PAHZZ		SM-A-937780	80063	STANDOFF	EA	2
2	3	PAHZZ		SM-B-937771	80063	SWITCH ROTARY	EA	1
2	4	XDHZZ		AN936A3	88044	LOCKWASHER	EA	1
2	5	PAHZZ		SM-A-937766	80063	STANDOFF 3-56	EA	2
2	6	PAHZZ		SM-A-937770	80063	CAPACITOR FEEDTHRU	EA	1
2	7	XDHZZ		SM-B-937758	80063	CASE ASSEMBLY	EA	1
2	8	PAHZZ		SM-A-9377-87	80063	STANDOFF	EA	2
2	9	PAHZZ	5310-00-720-8078	NAS620-3	80205	WASHER, FLAT	EA	6
2	10	XDHZZ		AN520PB3-4	88044	SCREW MACHINE	EA	4
2	11	PAHZZ	5310-00-087-0057	MS27183-2	96906	WASHER, FLAT	EA	2
2	12	PAHZZ	5310-00-579-5554	MS35333-35	96906	WASHER, LOCK	EA	1
2	13	PAHZZ	5310-00-934-9738	AN340-2	88044	NUT, PLAIN, HEXAGON	EA	2
2	14	XDHZZ		SM-B-937769	80063	COVER	EA	1
2	15	PAHZZ		SM-B-937753	80063	CIRCUIT CARD ASSY	EA	1
2	16	PAHZZ		AN345-3	88044	NUT, PLAIN, HEXAGON	EA	6
2	17	PAHZZ		SM-B-937748	80063	CIRCUIT CARD ASSY	EA	1
2	18	PAHZZ		SM-B-937779	80063	WARNING PLATE	EA	1
2	19	XDHZZ		SM-A-937785	80063	O RING SEAL	EA	1
2	20	PAHZZ		SM-A-937763	80063	GASKET, CASE	EA	1
2	21	XDHZZ		SM-A-937765	80063	PLATE MARKING	EA	1
2	22	PAHZZ		SM-A-937790	80063	SCREW, SEALING	EA	2
2	23	PAHZZ		SM-A-937761-3	80063	SCREW, MACHINE	EA	6
2	24	PAHZZ		SM-B-937778	80063	NAMEPLATE	EA	1
2	25	PAHZZ		SM-A-937786	80063	KNOB, BAR	EA	1
2	26	PAHZZ		SM-D-937760	80063	METER, INDICATING	EA	1
2	27	PAHZZ		SM-A-93776-1	80063	SCREW, SEALING	EA	1
2	28	PAHZZ		SM-A-937757-9	80063	WIRE, HOOKUP	EA	V
2	29	XDHZZ		SM-A-937764	80063	GASKET, METER	EA	1
2	30	XDHZZ		SM-B-937759	80063	PANEL, FRONT	EA	1
2	31	PAHZZ		SM-A-937762	80063	LUG, TERMINAL	EA	1



EL5CY003

Figure 3. Test Set, Radio Frequency Power AN/URM-182A/U, Circuit Card Assy.

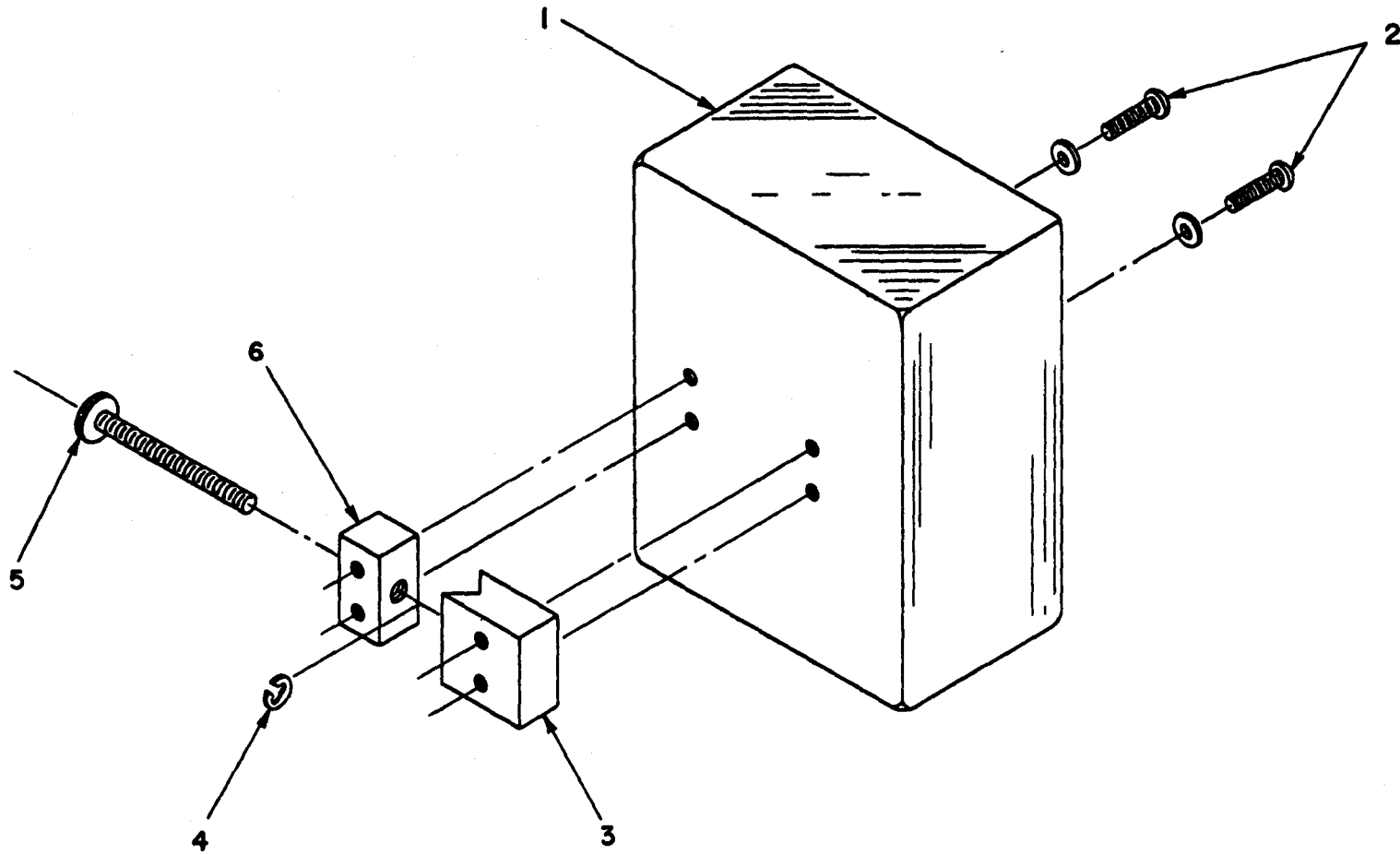
SECTION II										
(1)	(2)	(3)	(4)	(5)	(6)			(7)	(8)	
ILLUSTRATION					DESCRIPTION				QTY	
(A)	(B)	NATIONAL	PART			USABLE ON	CODE	U/M	INC	
FIG	ITEM	STOCK	NUMBER	FSCM					IN	
NO	NO	NUMBER							UNIT	
3	1	PAHZZ		SM-D-937749	80063	PRINTED WIRING			EA	1
3	2	PAHZZ		SM-B-97751	80063	SEMICONDUCTOR			EA	4
3	3	PAHZZ	5910-00-893-6745	CK05BX102K	81349	CAPACITOR, FIXED, CER			EA	5
3	4	PAHZZ	5905-00-926-8706	RLR20C101GM	81349	RESISTOR, FIXED, FILM			EA	4
3	5	PAHZZ		UG290A/U	81349	CONNECTOR			EA	2
3	6	PAHZZ		SM-A-937752	80063	SPACER			EA	2
3	7	PAHZZ		SM-A-937788	80063	WIRE, BARE			EA	2
3	8	PAHZZ		SM-A-937750	80063	COIL ASSY			EA	2
3	9	PAHZZ		SM-A-937789	80063	TERMINAL			EA	4



EL5CY004

Figure 4. Test Set, Radio Frequency Power AN/URM-182A/U, Circuit Card Assy.

SECTION II (1) ILLUSTRATION		(2)	(3)	(4)	(5)	(6)	(7)	(8)
(A) FIG NO	(B) ITEM NO	SMR CODE	NATIONAL STOCK NUMBER	PART NUMBER	FSCM	DESCRIPTION	USABLE ON CODE U/M	QTY INC IN UNIT
4	1	PAHZZ	5905-00-431-5162	RNR55K1472FM	81349	RESISTOR, FIXED, FILM	EA	3
4	2	PAHZZ	5961-00-903-2990	JAN1N4372A	81349	SEMICONDUCTOR DEVIC	EA	1
4	3	PAHZZ	5910-00-893-6745	CK05BX102K	81349	CAPACITOR, FIXED, CER	EA	2
4	4	PAHZZ		RLR07C124JM	81349	RESISTOR, FIXED FILM	EA	1
4	5	PAHZZ		SM-A-937756	80063	THERMISTOR	EA	1
4	6	PAHZZ		SM-A-937754	80063	RESISTOR VARIABLE	EA	2
4	7	PAHZZ		SM-A-937755	80063	RESISTOR VARIABLE	EA	2
4	8	PAHZZ		SM-A-937789	80063	TERMINAL	EA	2
4	9	PAHZZ	5905-00-432-0402	RNR55K2002FM	81349	RESISTOR, FIXED FILM	EA	1
4	10	PAHZZ		SM-D-937782	80063	PRINTED WIRING	EA	1



EL5CY005

Figure 5. Test Set, Radio Frequency Power AN/URM-182A/U, Case Bottom.

SECTION II (1) ILLUSTRATION		(2)	(3)	(4)	(5)	(6)	(7)	(8)
FIG NO	(B) ITEM NO	SMR CODE	NATIONAL STOCK NUMBER	PART NUMBER	FSCM	DESCRIPTION	USABLE ON CODE U/M	QTY INC IN UNIT
5	1	XDHZZ		SM-B-937772	80063	CASE BOTTON	EA	1
5	2	PAHZZ		SM-A-937761-2	80063	SCREW, SEALING	EA	1
5	3	PAHZZ		SM-A-937776	80063	V BLOCK	EA	1
5	4	PAHZZ		SM-A-937777	80063	E RING STAINLESS	EA	1
5	5	PAHZZ		SM-A-937774	80063	THUMBSCREW	EA	1
5	6	PAHZZ		SM-A-937775	80063	SQUARE BLOCK	EA	1

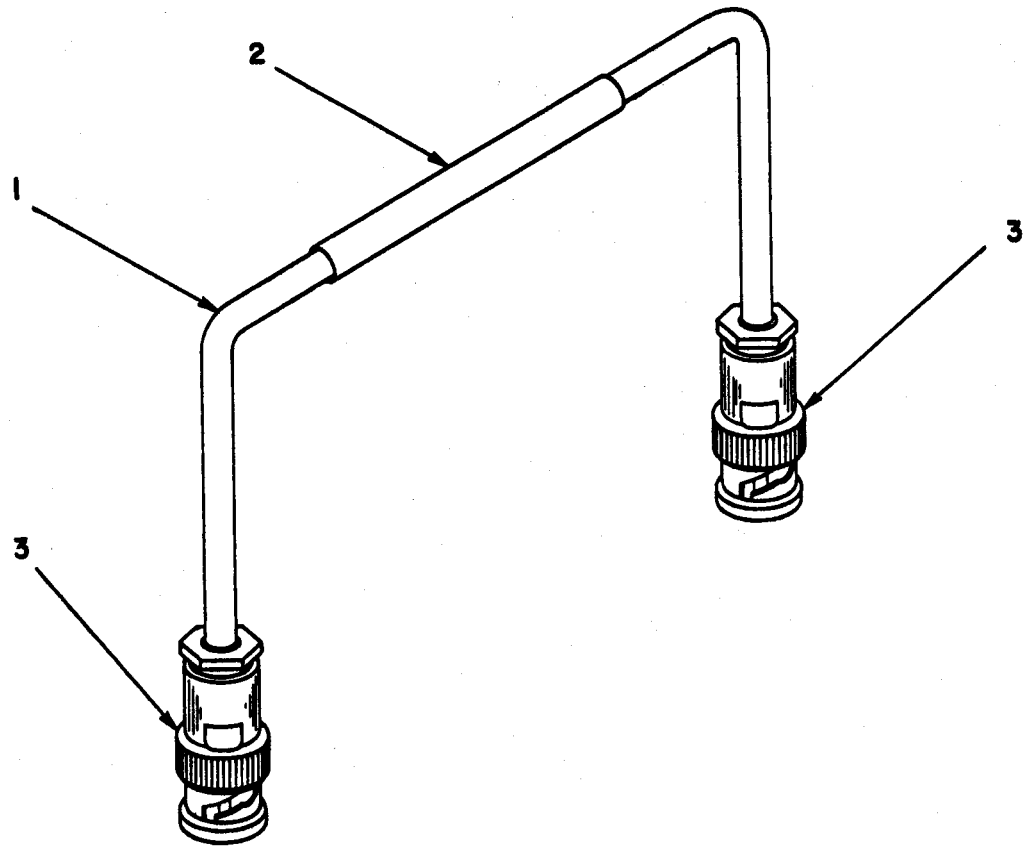


Figure 6. Test Set, Radio Frequency Power AN/URM-182A/U, Cable Assy.

EL5CY006

SECTION II (1) ILLUSTRATION		(2)	(3)	(4)	(5)	(6)	(7)	(8)
FIG NO	(B) ITEM NO	SMR CODE	NATIONAL STOCK NUMBER	PART NUMBER	FSCM	DESCRIPTION	USABLE ON CODE U/M	QTY INC IN UNIT
6	1	PAHZZ		RG223/U	81349	CABLE,RADIO FREQUEN	EA	1
6	2	PAHZZ		SM-B-16914	80063	BAND IDENTIFICATION	EA	1
6	3	PAHZZ		UG88F/U	81349	CONNECTOR	EA	2

SECTION IV

NATIONAL STOCK NUMBER AND PART NUMBER INDEX

STOCK NUMBER	FIGURE NO	ITEM NO	STOCK NUMBER	FIGURE NO	ITEM NO
5310-00-087-0057	2	11	5910-00-893-6745	4	3
5905-00-431-5162	4	1	5961-00-903-2990	4	2
5905-00-432-0402	4	9	5995-00-926-8026	1	5
5310-00-579-5554	2	12	5905-00-926-8706	3	4
5310-00-720-8078	2	9	5310-00-934-9738	2	13
5910-00-893-6745	3	3			

FSCM	PART NUMBER	FIGURE NO	ITEM NO	FSCM	PART NUMBER	FIGURE NO	ITEM NO
AN340-2	88044	2	13	SM-A-937775	80063	5	6
AN345-3	88044	2	16	SM-A-937776	80063	5	3
AN520PB3-4	88044	2	10	SM-A-937777	80063	5	4
AN936A3	88044	2	4	SM-A-937780	80063	2	2
CK05BX102K	81349	3	3	SM-A-937785	80063	2	19
CK05BX102K	81349	4	3	SM-A-937786	80063	2	25
JAN1N4372A	81349	4	2	SM-A-937788	80063	3	7
MS27183-2	96906	2	11	SM-A-937789	80063	3	9
MS35333-35	96906	2	12	SM-A-937789	80063	4	8
NAS620-3	80205	2	9	SM-A-937790	80063	2	22
RG223/U	81349	6	1	SM-B-16914	80063	6	2
RLR07C124JM	81349	4	4	SM-B-937746	80063	1	1
RLR20C101GM	81349	3	4	SM-B-937747	80063	1	2
RNR55K1472FM	81349	4	1	SM-B-937748	80063	2	17
RNR55K2002FM	81349	4	9	SM-B-937753	80063	2	15
SCD599042	80063	1	5	SM-B-937758	80063	2	7
SM-A-93777-87	80063	2	8	SM-B-937759	80063	2	30
SM-A-937750	80063	3	8	SM-B-937768	80063	2	1
SM-A-937752	80063	3	6	SM-B-937769	80063	2	14
SM-A-937754	80063	4	6	SM-B-937771	80063	2	3
SM-A-937755	80063	4	7	SM-B-937772	80063	5	1
SM-A-937756	80063	4	5	SM-B-937778	80063	2	24
SM-A-937757-9	80063	2	28	SM-B-937779	80063	2	18
SM-A-93776-1	80063	2	27	SM-B-937783	80063	1	3
SM-A-937761-2	80063	5	2	SM-B-937784	80063	1	4
SM-A-937761-3	80063	2	23	SM-B-97751	80063	3	2
SM-A-937762	80063	2	31	SM-D-937749	80063	3	1
SM-A-937763	80036	2	20	SM-D-937760	80063	2	26
SM-A-937764	80063	2	29	SM-D-937782	80063	4	10
SM-A-937765	80063	2	21	UG290A/U	81349	3	5
SM-A-937766	80063	2	5	UG88F/U	81349	6	3
SM-A-937770	80063	2	6				
SM-A-937774	80063	5	5				

By Order of the Secretary of the Army

E. C. Meyer
General, United States Army
Chief of Staff

Official:

J. C. PENNINGTON
Major General, United States Army
The Adjutant General

Distribution:

Active Army:

TSG (1)
USAARENBD (1)
USAINSCOM (2)
TRAADOC (2)
DARCOM (1)
TECOM (2)
OS Maj Comd (2)
USACC (2)
HISA (Ft Monmouth)
Armies (1)
USASIGS (10)
Svc Colleges (1)
Fort Huachuca (5)
Fort Richardson (CERCOM Ofc) (1)
Fort Carson (5)
Fort Gillem (10)
WSMR (1)

USAERDAA (1)
USAERDAW (1)
Army Dep (1) except:
 LBAD (10)
 SAAD (30)
 TOAD (14)
 SHAD (3)
USA Dep (1)
Sig Sec USA Dep (1)
Units org under fol TOE:
 (1 copy each unit)
 29-134
 29-136
 (2 copies each unit)
 29-207
 29-610

ARNG: None

USAR: None

For explanation of abbreviations used, see AR 310-50

RECOMMENDED CHANGES TO EQUIPMENT TECHNICAL MANUALS



SOMETHING WRONG WITH THIS MANUAL?

THEN... JOT DOWN THE DOPE ABOUT IT ON THIS FORM, TEAR IT OUT, FOLD IT AND DROP IT IN THE MAIL!

FROM: (YOUR UNIT'S COMPLETE ADDRESS)
 Commander
 Stateside Army Depot
 ATTN: AMSTA-US
 Stateside, N.J. 07703

DATE 4 April 1978

PUBLICATION NUMBER: TM 11-5840-340-14&P
 DATE: 23 Jan 74
 TITLE: Radar Set / PLC-76

BE EXACT... PIN-POINT WHERE IT IS

IN THIS SPACE TELL WHAT IS WRONG AND WHAT SHOULD BE DONE ABOUT IT:

PAGE NO.	PARA-GRAPH	FIGURE NO.	TABLE NO.	
2-25	2-28			<p>Recommend that the installation antenna alignment procedure be changed through to specify a 2° IFF antenna lag rather than 1°.</p> <p>REASON: Experience has shown that with only a 1° lag, the antenna servo system is too sensitive to wind gusting in excess of 5 knots, and has a tendency to rapidly accelerate and decelerate as it hunts, causing strain to the drive train. Hunting is minimized by adjusting the lag to 2° without degradation of operation.</p>
3-10	3-3		3-1	<p>Item 5, Function column. Change "2 db" to "3db."</p> <p>REASON: The adjustment procedure for the TRANS POWER FAULT indicator calls for a 3 db (500 watts) adjustment to light the TRANS POWER FAULT indicator.</p>
5-6	5-8			<p>Add new step f.1 to read, "Replace cover plate removed in step e.1, above."</p> <p>REASON: To replace the cover plate.</p>
E-5				<p>For item 2, change the NSN to read: 5835-00-134-9186.</p> <p>REASON: Accuracy.</p>
E-8		E-3		<p>Identify the cover on the junction box (item no. 5).</p> <p>REASON: It is a separate item and is not called out on figure 19.</p>
E-9				<p>Add the cover of the junction box as an item in the listing for figure 19.</p> <p>REASON: Same as above.</p>

TEAR ALONG DOTTED LINE

TYPED NAME, GRADE OR TITLE, AND TELEPHONE NUMBER
 SSG I. M. DeSpirito 999-1776

SIGN HERE:

DA FORM 2028-2
 1 AUG 74

P.S.--IF YOUR OUTFIT WANTS TO KNOW ABOUT YOUR MANUAL "FINE" MAKE A CARBON COPY OF THIS AND GIVE IT TO YOUR HEADQUARTERS.

RECOMMENDED CHANGES TO EQUIPMENT TECHNICAL MANUALS



SOMETHING WRONG WITH THIS MANUAL?

THEN... JOT DOWN THE DOPE ABOUT IT ON THIS FORM, TEAR IT OUT, FOLD IT AND DROP IT IN THE MAIL!

FROM: (YOUR UNIT'S COMPLETE ADDRESS)

DATE

PUBLICATION NUMBER

TM 11-6625-2718-24P-1

DATE

15 Aug 79

TITLE TEST SET, RADIO FREQUENCY POWER AN/URM-182A/U

BE EXACT... PIN-POINT WHERE IT IS

PAGE NO.	PARA-GRAPH	FIGURE NO.	TABLE NO.
----------	------------	------------	-----------

IN THIS SPACE TELL WHAT IS WRONG AND WHAT SHOULD BE DONE ABOUT IT:

TEAR ALONG DOTTED LINE

TYPED NAME, GRADE OR TITLE, AND TELEPHONE NUMBER

SIGN HERE:

DA FORM 2028-2
1 AUG 74

P.S.--IF YOUR OUTFIT WANTS TO KNOW ABOUT YOUR MANUAL "FIND," MAKE A CARBON COPY OF THIS AND GIVE IT TO YOUR HEADQUARTERS.

FILL IN YOUR
UNIT'S ADDRESS

FOLD BACK

DEPARTMENT OF THE ARMY

OFFICIAL BUSINESS

Commander
US Army Communications and
Electronics Materiel Readiness Command
ATTN: DRSEL-ME-MQ
Fort Monmouth, New Jersey 07703

FOLD BACK

TEAR ALONG DOTTED LINE

RECOMMENDED CHANGES TO EQUIPMENT TECHNICAL MANUALS



SOMETHING WRONG WITH THIS MANUAL?

THEN... JOT DOWN THE DOPE ABOUT IT ON THIS FORM, TEAR IT OUT, FOLD IT AND DROP IT IN THE MAIL!

FROM: (YOUR UNIT'S COMPLETE ADDRESS)

DATE

PUBLICATION NUMBER

TM 11-6625-2718-24P-1

DATE

15 Aug 79

TITLE TEST SET, RADIO FREQUENCY POWER AN/URM-182A/U

BE EXACT... PIN-POINT WHERE IT IS

PAGE NO.	PARA-GRAPH	FIGURE NO.	TABLE NO.
----------	------------	------------	-----------

IN THIS SPACE TELL WHAT IS WRONG AND WHAT SHOULD BE DONE ABOUT IT:

TEAR ALONG DOTTED LINE

TYPED NAME, GRADE OR TITLE, AND TELEPHONE NUMBER

SIGN HERE:

DA FORM 2028-2 1 AUG 74

P.S.--IF YOUR OUTFIT WANTS TO KNOW ABOUT YOUR MANUAL "FIND," MAKE A CARBON COPY OF THIS AND GIVE IT TO YOUR HEADQUARTERS.

FILL IN YOUR
UNIT'S ADDRESS

FOLD BACK

DEPARTMENT OF THE ARMY

OFFICIAL BUSINESS

Commander
US Army Communications and
Electronics Materiel Readiness Command
ATTN: DRSEL-ME-MQ
Fort Monmouth, New Jersey 07703

FOLD BACK

TEAR ALONG DOTTED LINE

RECOMMENDED CHANGES TO EQUIPMENT TECHNICAL MANUALS



SOMETHING WRONG WITH THIS MANUAL?

THEN... JOT DOWN THE DOPE ABOUT IT ON THIS FORM, TEAR IT OUT, FOLD IT AND DROP IT IN THE MAIL!

FROM: (YOUR UNIT'S COMPLETE ADDRESS)

DATE

PUBLICATION NUMBER

TM 11-6625-2718-24P-1

DATE

15 Aug 79

TITLE TEST SET, RADIO FREQUENCY POWER AN/URM-182A/U

BE EXACT... PIN-POINT WHERE IT IS

PAGE NO.	PARA-GRAPH	FIGURE NO.	TABLE NO.
----------	------------	------------	-----------

IN THIS SPACE TELL WHAT IS WRONG AND WHAT SHOULD BE DONE ABOUT IT:

TEAR ALONG DOTTED LINE

TYPED NAME, GRADE OR TITLE, AND TELEPHONE NUMBER

SIGN HERE:

DA FORM 2028-2
1 AUG 74

P.S.--IF YOUR OUTFIT WANTS TO KNOW ABOUT YOUR MANUAL "FIND," MAKE A CARBON COPY OF THIS AND GIVE IT TO YOUR HEADQUARTERS.

FILL IN YOUR
UNIT'S ADDRESS

FOLD BACK

DEPARTMENT OF THE ARMY

OFFICIAL BUSINESS

Commander
US Army Communications and
Electronics Materiel Readiness Command
ATTN: DRSEL-ME-MQ
Fort Monmouth, New Jersey 07703

FOLD BACK

TEAR ALONG DOTTED LINE

THE METRIC SYSTEM AND EQUIVALENTS

WEIGHT MEASURE

1 Centimeter = 10 Millimeters = 0.01 Meters = 0.3937 Inches
 1 Meter = 100 Centimeters = 1000 Millimeters = 39.37 Inches
 1 Kilometer = 1000 Meters = 0.621 Miles

WEIGHTS

Gram = 0.001 Kilograms = 1000 Milligrams = 0.035 Ounces
 1 Kilogram = 1000 Grams = 2.2 lb.
 1 Metric Ton = 1000 Kilograms = 1 Megagram = 1.1 Short Tons

LIQUID MEASURE

1 Milliliter = 0.001 Liters = 0.0338 Fluid Ounces
 1 Liter = 1000 Milliliters = 33.82 Fluid Ounces

SQUARE MEASURE

1 Sq. Centimeter = 100 Sq. Millimeters = 0.155 Sq. Inches
 1 Sq. Meter = 10,000 Sq. Centimeters = 10.76 Sq. Feet
 1 Sq. Kilometer = 1,000,000 Sq. Meters = 0.386 Sq. Miles

CUBIC MEASURE

1 Cu. Centimeter = 1000 Cu. Millimeters = 0.06 Cu. Inches
 1 Cu. Meter = 1,000,000 Cu. Centimeters = 35.31 Cu. Feet

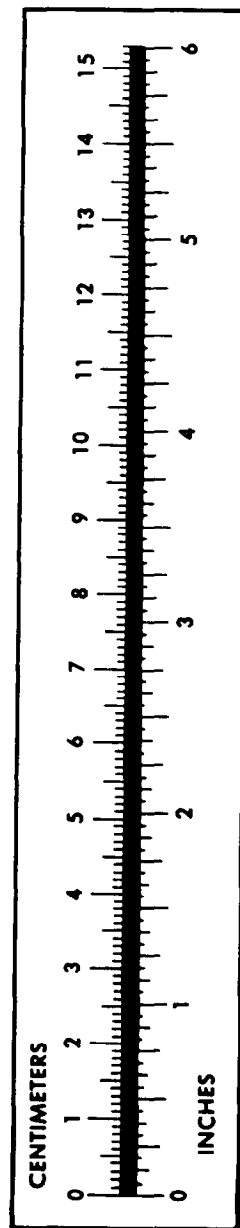
TEMPERATURE

$5/9(^{\circ}\text{F} - 32) = ^{\circ}\text{C}$
 212° Fahrenheit is equivalent to 100° Celsius
 90° Fahrenheit is equivalent to 32.2° Celsius
 32° Fahrenheit is equivalent to 0° Celsius
 $9/5^{\circ}\text{C} + 32 = ^{\circ}\text{F}$

APPROXIMATE CONVERSION FACTORS

TO CHANGE	TO	MULTIPLY BY
Inches	Centimeters	2.540
Feet	Meters	0.305
Yards	Meters	0.914
Miles	Kilometers	1.609
Square Inches	Square Centimeters	6.451
Square Feet	Square Meters	0.093
Square Yards	Square Meters	0.836
Square Miles	Square Kilometers	2.590
Acres	Square Hectometers	0.405
Cubic Feet	Cubic Meters	0.028
Cubic Yards	Cubic Meters	0.765
Fluid Ounces	Milliliters	29.573
its	Liters	0.473
arts	Liters	0.946
allons	Liters	3.785
Ounces	Grams	28.349
Pounds	Kilograms	0.454
Short Tons	Metric Tons	0.907
Pound-Feet	Newton-Meters	1.356
Pounds per Square Inch	Kilopascals	6.895
Miles per Gallon	Kilometers per Liter	0.425
Miles per Hour	Kilometers per Hour	1.609

TO CHANGE	TO	MULTIPLY BY
Centimeters	Inches	0.394
Meters	Feet	3.280
Meters	Yards	1.094
Kilometers	Miles	0.621
Square Centimeters	Square Inches	0.155
Square Meters	Square Feet	10.764
Square Meters	Square Yards	1.196
Square Kilometers	Square Miles	0.386
Square Hectometers	Acres	2.471
Cubic Meters	Cubic Feet	35.315
Cubic Meters	Cubic Yards	1.308
Milliliters	Fluid Ounces	0.034
Liters	Pints	2.113
Liters	Quarts	1.057
ers	Gallons	0.264
ms	Ounces	0.035
ograms	Pounds	2.205
Metric Tons	Short Tons	1.102
Newton-Meters	Pounds-Feet	0.738
Kilopascals	Pounds per Square Inch	0.145
ometers per Liter	Miles per Gallon	2.354
ometers per Hour	Miles per Hour	0.621



PIN: 042893-000

This fine document...

Was brought to you by me:



[Liberated Manuals -- free army and government manuals](#)

Why do I do it? I am tired of sleazy CD-ROM sellers, who take publicly available information, slap “watermarks” and other junk on it, and sell it. Those masters of search engine manipulation make sure that their sites that sell free information, come up first in search engines. They did not create it... They did not even scan it... Why should they get your money? Why are not letting you give those free manuals to your friends?

I am setting this document FREE. This document was made by the US Government and is NOT protected by Copyright. Feel free to share, republish, sell and so on.

I am not asking you for donations, fees or handouts. If you can, please provide a link to liberatedmanuals.com, so that free manuals come up first in search engines:

<A HREF=<http://www.liberatedmanuals.com/>>Free Military and Government Manuals

- Sincerely
Igor Chudov
<http://igor.chudov.com/>
- [Chicago Machinery Movers](#)