

**TECHNICAL MANUAL**

**ORGANIZATIONAL, DIRECT SUPPORT AND GENERAL SUPPORT  
MAINTENANCE REPAIR PARTS AND SPECIAL TOOLS LIST**

**FOR**

**TEST SET, AUDIO TS-3171A/U  
(NSN 6625-00-918-5721)**

---

**HEADQUARTERS, DEPARTMENT OF THE ARMY**

**18 NOVEMBER 1985**

**ORGANIZATIONAL, DIRECT SUPPORT AND GENERAL SUPPORT  
 MAINTENANCE REPAIR PARTS AND SPECIAL TOOLS LIST  
 FOR  
 TEST SET, AUDIO TS-3171A/U  
 (NSN 6625-00-918-5721)**

Current as of 26 June 1985

**REPORTING ERRORS AND RECOMMENDING IMPROVEMENTS**

You can help improve this manual. If you find any mistakes or if you know of a way to improve the procedures, please let us know. Mail your letter, DA Form 2028 (Recommended Changes to Publications and Blank Forms), or DA Form 2028-2 located in back of this manual direct to: Commander, US Army Communications-Electronics Command and Fort Monmouth, ATTN: AMSEL-ME-MP, Fort Monmouth, New Jersey 07703-5007.

In either case, a reply will be furnished direct to you.

**Table of Contents**

	<b>Page</b>	<b>Illus Figure</b>
SECTION I. Introduction .....	1	
SECTION II. Repair Pans List.....	1-1	
GROUP 00 Test Set, Audio TS-3171A/U .....	1-1	1
01 Front Panel .....	2-1	2
02 Circuit Card Assembly A2.....	3-1	3
03 Circuit Card Assembly A1 .....	4-1	4
04 Case Assembly.....	5-1	5
SECTION III. Special Tools List (Not applicable)		
SECTION IV. National Stock Number and Part Number Index .....	I-1	

**SECTION I  
INTRODUCTION**

**1. Scope**

This manual lists and authorizes spares and repair parts; special tools; special test, measurement, and diagnostic equipment (TMDE); and other special support equipment required for performance of organizational, direct support, and general support maintenance of the TS-3171A/U. It authorizes the requisitioning, issue, and disposition of spares, repair parts and special tools as indicated by the source, maintenance and recoverability (SMR) codes.

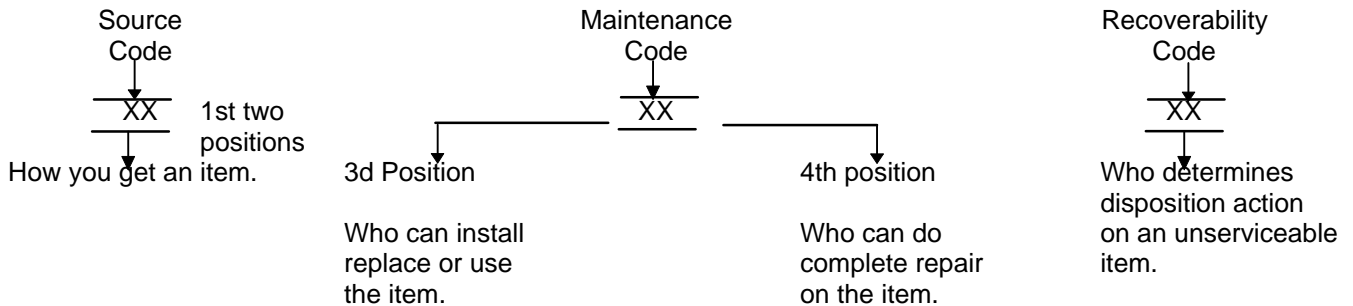
**2. General**

This Repair Parts and Special Tools List is divided into the following sections:

- a. *Section II. Repair Parts List.* A list of spares and repair parts authorized by this RPSTL for use in the performance of maintenance. The list also includes parts which must be removed for replacement of the authorized parts. Parts lists are composed of functional groups in ascending numeric sequence, with the parts in each group listed in ascending item number sequence. Figure numbers are listed directly beneath the group header.
- b. *Section III. Special Tools List.* Not applicable.
- c. *Section IV. National Stock Number and Part Number Index.* A list, in National item identification number (NIIN) sequence, of all National stock numbered items appearing in the listing, followed by a list in alphameric sequence of all part numbers appearing in the listings. National stock numbers and part numbers are cross-referenced to each illustration figure and item number appearance.

**3. Explanation of Columns (Section II and III)**

- a. *Item No. (Column (1)).* Indicates the number used to identify items called out in the illustration.
- b. *SMR Code (Column (2)).* The source, maintenance, and recoverability (SMR) code is a five-position code containing supply/requisitioning information, maintenance category authorization criteria, and disposition instruction, as shown in the following breakout:



**NOTE**

**Complete repair: Maintenance capacity, capability, and authority to perform all corrective maintenance tasks of the "Repair" function in a use/user environment in order to restore serviceability to a failed item.**

(1) *Source code.* The source code tells you how to get an item needed for maintenance, repair, or overhaul of an end item/equipment. Explanations of source codes follows:

<i>Code</i>	<i>Explanation</i>
PA PB PC PD PE PF PG	Stocked items; use the applicable NSN to request/requisition items with these source codes. They are authorized to the category indicated by the code entered in the third position of the SMR code.

**NOTE**

**Items codes PC are subject to deterioration.**

Code

Explanation

KD KF KB	Items with these codes are not to be requested/requisitioned individually. They are part of a kit which is authorized to the maintenance level indicated in the 3d position of the SMR code. The complete kit must be requisitioned and applied.
----------------	--

MO - Made at org/AVUM category MF - Made at DS/AVIM category MH - Made at GS category ML - Made at Specialized Repair Activity (SRA) MD - Made at Depot	Items with these codes are not to be requested/requisitioned individually. They must be made from bulk material which is identified by the part number in the DESCRIPTION AND USABLE ON CODE (UOC) column and listed in the bulk material group in the parts lists in this RPSTL. If the item is authorized to you by the 3d position code of the SMR code, but the source code indicates it is made at a higher level, order the item from the higher level of maintenance.
---	--

AO - Assembled by org/AVUM category AF - Assembled by DS/AVIM category AH - Assembled by GS category AL - Assembled by SRA AD - Assembled by Depot	Items with these codes are not to be requested/requisitioned individually. The parts that make up the assembled item must be requisitioned or fabricated and assembled at the level of maintenance indicated by the source code. If the 3d position code of the SMR code authorizes you to replace the item, but the source code indicates the item is assembled at a higher level, order the item from the higher level of maintenance.
--	--

Code

Explanation

- XA - Do not requisition an "XA" -coded item. Order its next higher assembly. (ALSO, refer to the NOTE below).
- XB - If an "XB" item is not available from salvage, order it using the CAGEC and part number given.
- XC - Installation drawing, diagram, instruction sheet, field service drawing, that is identified by manufacturer's part number.
- XD - Item is not stocked. Order an "XD" -coded item through normal channels using the CAGEC and part number given, if no NSN is available.

**NOTE**

**Cannibalization or controlled exchange, when authorized, may be used as a source of supply for items with the above source codes, except for those source coded "XA" or those aircraft support items restricted by requirements of AR 750-1.**

(2) *Maintenance code.* Maintenance codes tell you the category of maintenance authorized to USE and REPAIR support items. The maintenance codes are entered in the third and fourth positions of the SMR code as follows:

(a) The maintenance code entered in the third position tells you the lowest maintenance category authorized to remove, replace, and use an item. The maintenance code entered in the third position will indicate authorization to one of the following categories of maintenance.

Code

Application Explanation

- C- Crew or operator maintenance done within organizational or aviation maintenance.
- O- Organizational or aviation unit category can remove, replace, and use the item.
- F- Direct support or aviation intermediate category can remove, replace, and use the item.
- H- General support category can remove, replace, and use the item.
- L- Specialized repair activity can remove, replace, and use the item.
- D- Depot category can remove, replace, and use the item.

(b) The maintenance code entered in the fourth position tells whether or not the item is to be repaired and identifies the lowest maintenance category with the capability to do complete repair (i.e., perform all authorized repair functions). This position will contain one of the following maintenance codes.

**NOTE**

**Some limited repair may be done on the item at a lower category of maintenance, if authorized by the Maintenance Allocation Chart (MAC) and SMR codes.**

- | <i>Code</i> | <i>Application/Explanation</i>   |
|-------------|--|
| O-          | Organizational or aviation unit is the lowest category that can do complete repair of the item.  |
| F-          | Direct support or aviation intermediate is the lowest category that can do complete repair of the item.  |
| H-          | General support is the lowest category that can do complete repair of the item.  |
| L-          | Specialized repair activity (designate the specialized repair activity) is the lowest category that can do complete repair of the item.  |
| D-          | Depot is the lowest category that can do complete repair of the item.  |
| Z-          | Nonreparable. No repair is authorized.   |
| B-          | No repair is authorized. (No parts or special tools are authorized for the maintenance of a "B" coded item). However, the item may be reconditioned by adjusting, lubricating, etc., at the user category. |

(3) *Recoverability code.* Recoverability codes are assigned to items to indicate the disposition action on unserviceable items. The recoverability code is entered in the fifth position of the SMR Code as follows:

- | <i>Recoverability Codes</i> | <i>Application/Explanation</i>  |
|-----------------------------|---|
| Z-                          | Nonreparable item. When unserviceable, condemn and dispose of the item at the category of maintenance shown in the third position of SMR Code.  |
| O-                          | Reparable item. When uneconomically repairable, condemn and dispose of the item at organizational or aviation unit category.  |
| F-                          | Reparable item. When uneconomically repairable, condemn and dispose of the item at direct support or aviation intermediate category.  |
| H-                          | Reparable item. When uneconomically repairable, condemn and dispose of the item at general support category.  |
| D-                          | Reparable item. When beyond lower category repair capability, return to depot. Condemnation and disposal of item not authorized below depot category.   |
| L-                          | Reparable item. Condemnation and disposal not authorized below specialized repair activity (SRA).   |
| A-                          | Item requires special handling or condemnation procedures because of specific reasons (e.g., precious metal content, high dollar value, critical material, or hazardous material). Refer to appropriate manuals/directives for specific instructions. |

c. *FSCM (Column (3)).* The Federal Supply Code for Manufacturer (FSCM) is a 5-digit numeric code which is used to identify the manufacturer, distributor, or Government agency, etc., that supplies the item.

d. *Part Number (Column (4)).* Indicates the primary number used by the manufacturer (individual, company, firm, corporation, or Government activity), which controls the design and characteristics of the item by means of its engineering drawings, specifications, standards, and inspection requirements to identify an item or range of items.

**NOTE**

**When you use a NSN to requisition an item, the item you receive may have a different part number from the part ordered.**

- e. *Description and Usable on Code (UOC) (Column (5)).* This column includes the following information.
- (1) The Federal item name and, when required, a minimum description to identify the item.
  - (2) The statement "END OF FIGURE" appears just below the last item description in Column (5) for a given figure in both section II and section III.
- f. *Qty (Column (6))* Indicates the quantity of the item used in the breakout shown on the illustration figure, which is prepared for a functional group, subfunctional group, or an assembly. A "V" appearing in this column in lieu of a quantity indicates that the quantity is variable and the quantity may vary from application to application.

**4. Explanation of Columns (Section IV)**

a. *National Stock Number (NSN) Index.*

- (1) *Stock number column.* This column lists the NSN by National item identification number (NIIN) sequence. The NIIN consists of the last nine digits of the NSN. When using this column to locate an item, ignore the first four digits of the NSN. When requisitioning items use the complete NSN (13 digits).

- (2) *Fig. column.* This column lists the number of the figure where the item is identified/located. The illustrations are in numerical sequence in sections II and III.

- (3) *Item column.* The item number identifies the item associated with the figure listed in the adjacent Fig. column.

This item is also identified by the NSN listed on the same line.

b. *Part Number Index.* Part numbers in this index are listed by part number in ascending alphameric sequence.

(1) *FSCM column.* This column lists the Federal supply code for manufacturer (FSCM).

(2) *Part number column.* This column indicates the part number assigned to the item.

(3) *Stock number column.* This column lists the National stock number for the associated part number and manufacturer identified in the part number and FSCM columns to the left.

(4) *Fig. column.* This column lists the number of the figure where the item is identified/located in sections II and III.

(5) *Item column.* The item number is that number assigned to the item as it appears in the figure referenced in the adjacent figure number column.

## 5. Special Information

a. *Associated Publications.* The publication listed below pertains to the TS-3171A/U and its components: TM 11-6625-2643-14, Test Set, Audio TS-3171A/U

b. *National Stock Numbers.* National stock numbers (NSN's) that are missing from P source coded items have been applied for and will be added to this TM by future change/revision when they are entered in the Army Master Data File (AMDF). Until the NSN's are established and published, submit exception requisitions to: Commander, US Army Communications-Electronics Command and Fort Monmouth, ATTN: AMSEL-MM, Fort Monmouth, NJ 07703-5006 for the part required to support your equipment.

## 6. How to Locate Repair Parts

a. When National stock number or part number is not known.

(1) *First.* Using the table of contents, determine the assembly group or subassembly group to which the item belongs. This is necessary since figures are prepared for assembly groups and subassembly groups, and listings are divided into the same groups.

(2) *Second.* Find the figure covering the assembly group or subassembly group to which the item belongs.

(3) *Third.* Identify the item on the figure and note the item number.

(4) *Fourth.* Refer to the Repair Parts List for the figure to find the part number for the item number noted on the figure.

(5) *Fifth.* Refer to the Part Number Index to find the NSN, if assigned.

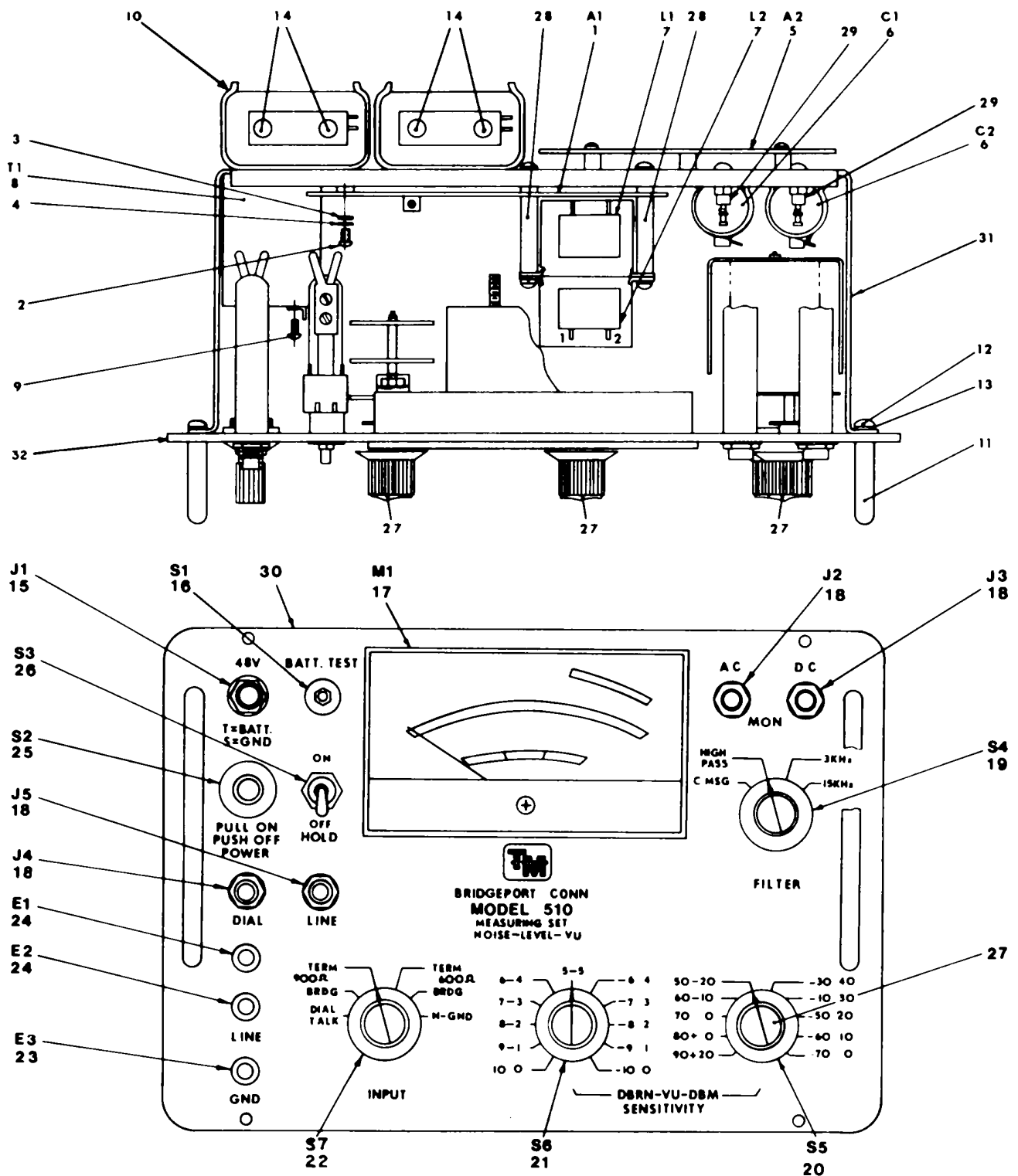
b. When National stock number or part number is known.

(1) *First.* Using the index of National stock numbers and part numbers, find the pertinent National stock number or part number. The NSN index is in National item identification number (NIIN) sequence (para 4a(I)). The part numbers in the part number index are listed in ascending alphameric sequence (para 4b). Both indexes cross-reference you to the illustration figure and item number of the item you are looking for.

(2) *Second.* After finding the figure and item number, verify that the item is the one you're looking for, then locate the item number in the repair parts list for the figure.

## 7. Abbreviations

Not applicable.



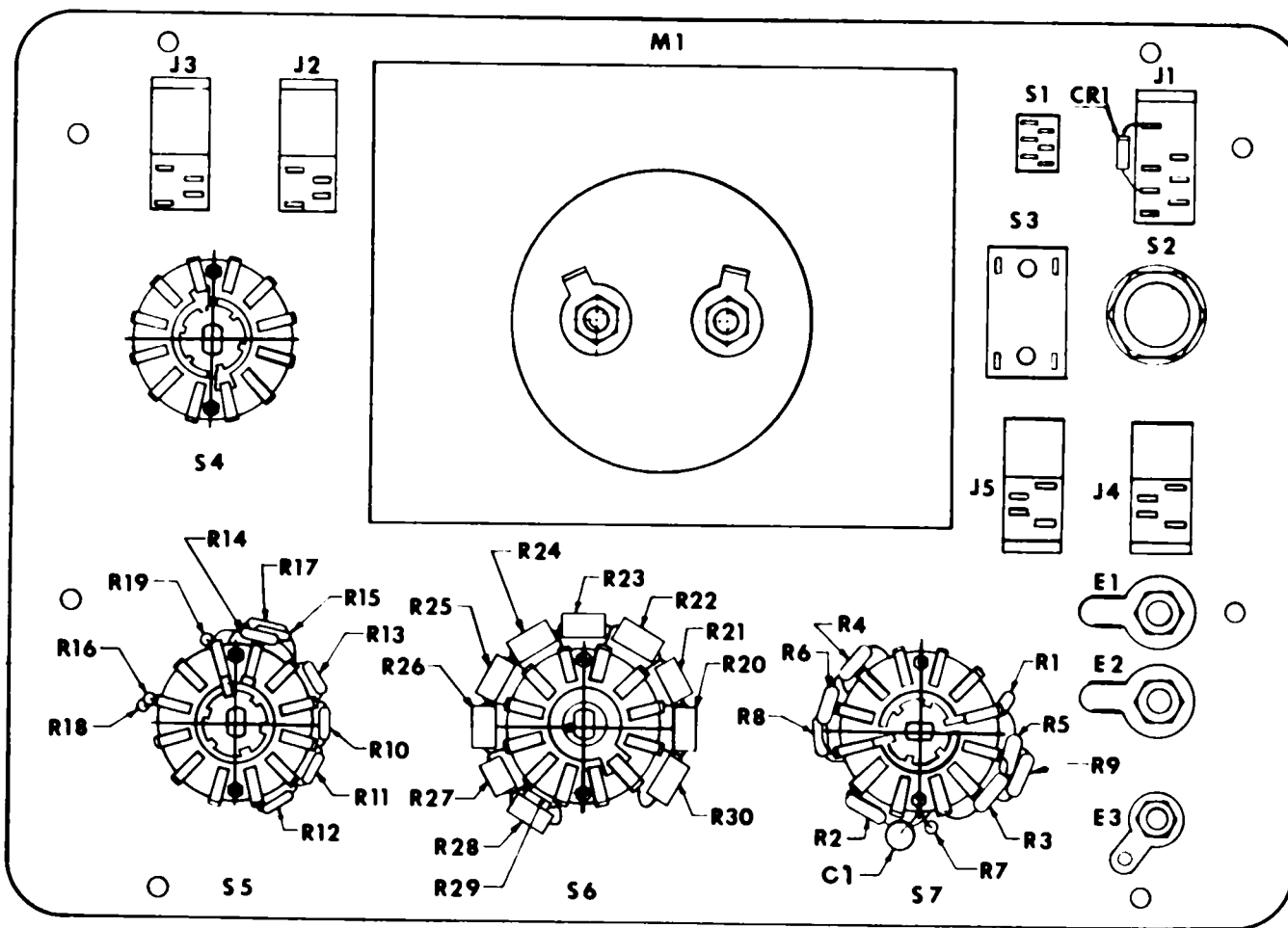
EL3EJ1

Figure 1. Test Set, Audio TS-3171A/U

(1) ITEM NO	(2) SMR CODE	(3) FSCM	(4) PART NUMBER	(5) DESCRIPTION AND USABLE ON CODES (UOC)	(6) QTY
GROUP 00 TEST SET, AUDIO TS-3171A/U					
FIG 1					
1	PAHHH	24361	35101010	CIRCUIT CARD ASSEMB .....	1
2	PAHZZ	96906	M551957-27	SCREW, MACHINE .....	3
3	PAHZZ	96906	MS15795-806	WASHER, FLAT .....	3
4	PAHZZ	96906	MS35338-136	WASHER, LOCK .....	3
5	PAHHH	24361	35101020	CIRCUIT CARD ASSEMB .....	1
6	PAHZZ	00853	052HJ101W150B	CAPACITOR, FIXED, ELE.....	2
7	PAHZZ	00348	M7128	INDICATOR, FIXED.....	2
8	PAHZZ	24361	15108401	TRANSFORMER, AUDIO F.....	1
9	PAHZZ	96906	MS2469353	SCREW, MACHINE .....	4
10	XBHZZ	24361	25103102	HLDR, BTTY .....	2
11	XBHZZ	24361	19048415	HANDLE .....	2
12	PAHZZ	96906	MS51957-43	SCREW, MACHINE .....	4
13	PAHZZ	96906	MS35338-137	WASHER, LOCK .....	4
14	XBHZZ	91833	74	SNAPS, BTTY.....	2
15	PAHZZ	81349	M641/9-2	JACK, TELEPHONE .....	1
16	PAHZZ	82389	976	SWITCH, PUSH .....	1
17	PAHZZ	24361	15108402	METER .....	1
18	PAHZZ	82389	M443B	JACK, TELEPHONE .....	4
19	PAHZZ	71590	PA1002	SWITCH, ROTARY.....	1
20	PAHZZ	76854	399737K	SWITCH, ROTARY.....	1
21	PAHZZ	71590	PA-1000	SWITCH, ROTARY.....	1
22	PAHZZ	76854	399431K	SWITCH, ROTARY.....	1
23	PAHZZ	55548	1517-104	POST, BINDING, EL.....	1
24	PAHZZ	58474	BP30-10R	POST, BINDING, ELECTR .....	2
25	PAHZZ	81640	C200P7	SWITCH, PUSH .....	1
26	PAHZZ	96906	MS25100-22	SWITCH, TOGGLE.....	1
27	PAHZZ	49956	70-3BL2G	KNOB.....	4
28	XBHZZ	06540	8169A0632	STANDOFF .....	2
29	PAHZZ	55548	52-1502	TERMINAL, STUD.....	4
30	PAHHH	24361	35103106	CASE ASSEMBLY.....	1
31	XBHZZ	24361	45106202	CHASSIS, ASSY .....	1
32	XBHHH	24361	451062FP	FRONT PANEL.....	1

END OF FIGURE





EL3EJ2

Figure 2. Front Panel (Sheet 1 of 2)

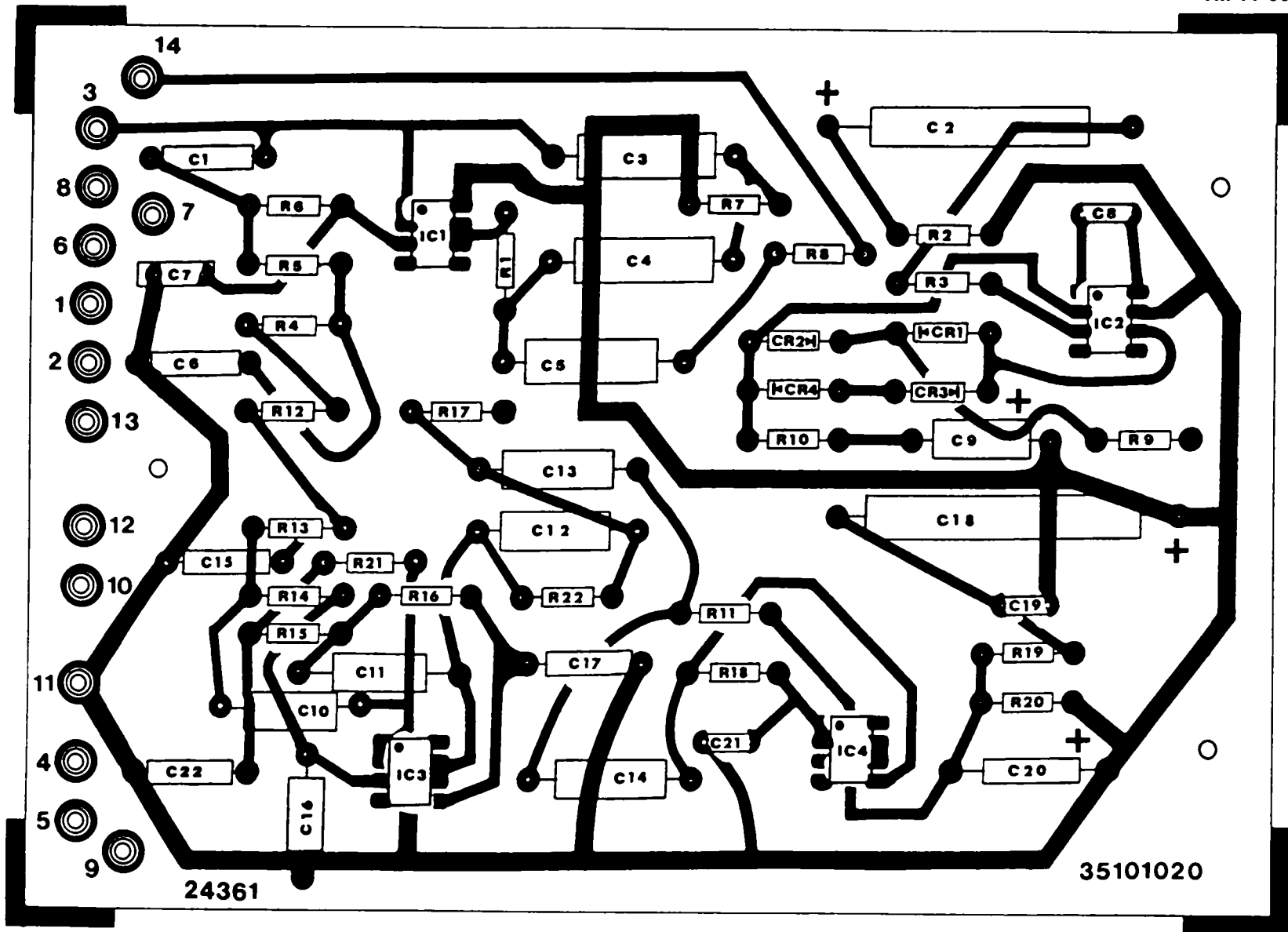
LEGEND FOR FIGURE 2

REF DES	ITEM NO	REF DES	ITEM NO.
C1	26	R15	12
CR1	27	R16	13
R1	1	R17	12
R2	1	R18	13
R3	2	R19	14
R4	2	R20	15
R5	3	R21	16
R6	3	R22	17
R7	4	R23	18
R8	5	R24	19
R9	6	R26	20
R10	7	R26	21
R11	8	R27	22
R12	9	R28	23
R13	10	R29	24
R14	11	R30	25

Figure 2. Front Panel (Sheet 2 of 2)

(1) ITEM NO	(2) SMR CODE	(3) FSCM	(4) PART NUMBER	(5) DESCRIPTION AND USABLE ON CODES (UOC)	(6) QTY
GROUP 01 FRONT PANEL					
FIG 2					
1	PAHZZ	81349	RNC60K4222FS	RESISTOR, FIXED, FILM.....	2
2	PAHZZ	81349	RNC60K4750FS	RESISTOR, FIXED, FILM.....	2
3	PAHZZ	81349	RNC60K3090FS	RESISTOR, FIXED, FILM.....	2
4	PAHZZ	81349	RNC60K1101FS	RESISTOR, FIXED, FILM.....	1
5	PAHZZ	81349	RBR57L49900BR	RESISTOR, FIXED, WIRE .....	1
6	PAHZZ	81349	RNC60K8452FS	RESISTOR, FIXED, FILM.....	1
7	PAHZZ	81349	RBR57L14001BM	RES, FXD .....	1
8	PAHZZ	81349	RBR57L44200	RESISTOR, FIXED, WIRE .....	1
9	PAHZZ	81349	RBR57L14000BR	RESISTOR, FIXED, WIRE .....	1
10	PAHZZ	81349	RBR57L17200BM	RESISTOR, FIXED, WIRE .....	1
11	PAHZZ	81349	RBR57L06490BM	RESISTOR, FIXED, WIRE .....	1
12	PAHZZ	81349	RBR57L07250BM	RESISTOR, FIXED, WIRE .....	2
13	PAHZZ	81349	RBR57L21501BM	RESISTOR, FIXED, WIRE .....	2
14	PAHZZ	81349	RCR07G126JS	RESISTOR, FIXED, COMP .....	1
15	PAHZZ	81349	RBR57L28000BR	RESISTOR, FIXED, WIRE .....	1
16	PAHZZ	81349	RBR57L19600BR	RESISTOR, FIXED, WIRE .....	1
17	PAHZZ	81349	RBR57L14200BR	RESISTOR, FIXED, WIRE .....	1
18	PAHZZ	81349	RBR57L11000BR	RESISTOR, FIXED, WIRE .....	1
19	PAHZZ	81349	RBR57L08870BM	RES, FXD .....	1
20	PAHZZ	81349	RBR57L06980BM	RESISTOR, FIXED, WIRE .....	1
21	PAHZZ	81349	RBR57L05620BM	RESISTOR, FIXED, WIRE .....	1
22	PAHZZ	81349	RBR57L04750BM	RESISTOR, FIXED, WIRE .....	1
23	PAHZZ	81349	RBR57L04600BM	RESISTOR, FIXED, WIRE .....	1
24	PAHZZ	81349	RCR07G302JS	RESISTOR, FIXED, COMP .....	1
25	PAHZZ	81349	RBR57L42200BR	RESISTOR, FIXED, WIRE .....	1
26	PAHZZ	56289	30D205G025AA4	CAPACITOR, FIXED, ELE.....	1
27	PAHZZ	81349	JAN1N645	SEMICONDUCTOR DEVIC.....	1

END OF FIGURE



NOTE: PREFIX ALL REFERENCE DESIGNATIONS WITH A2

EL3EJ3

Figure 3. Circuit Card Assembly A2 (Sheet 1 of 2)

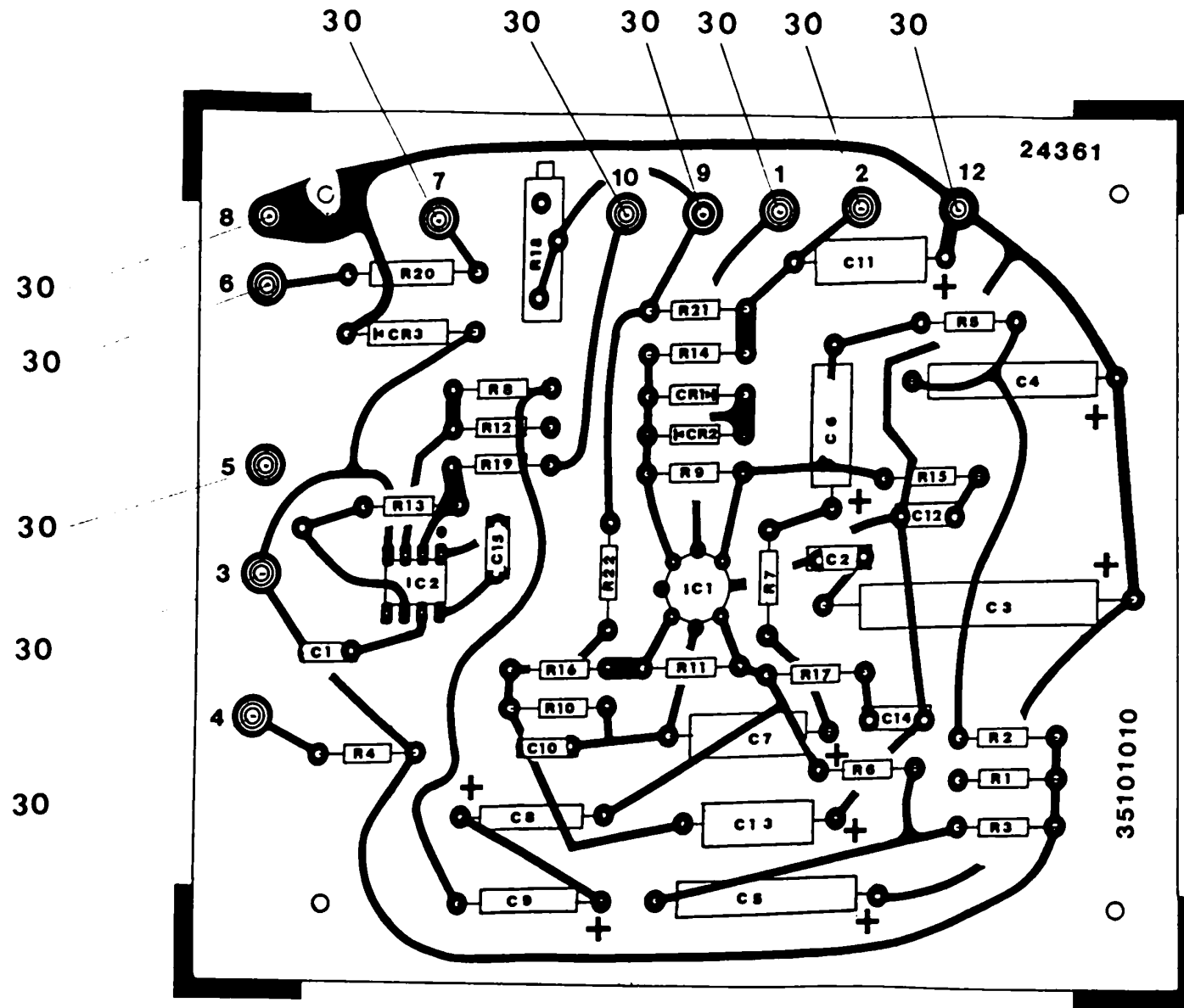
## LEGEND FOR FIGURE 3

REF DES	ITEM NO	REF DES	ITEM NO.
C1	1	IC1	16
C2	2	IC2	17
C3	3	IC3	16
C4	3	IC4	16
C5	3	R1	18
C6	4	R2	19
C7	5	R3	20
C8	6	R4	21
C9	7	R5	21
C10	8	R6	21
C11	8	R7	22
C12	9	R8	23
C13	9	R9	24
C14	9	R10	25
C15	10	R11	26
C16	11	R12	21
C17	11	R13	21
C18	2	R14	21
C19	12	R15	21
C20	13	R16	21
C21	12	R17	22
C22	14	R18	23
CR1	15	R19	27
CR2	15	R20	27
CR3	15	R21	21
CR4	15	R22	28

*Figure 3. Circuit Card Assembly A2 (Sheet 2 of 2)*

(1) ITEM NO	(2) SMR CODE	(3) FSCM	(4) PART NUMBER	(5) DESCRIPTION AND USABLE ON CODES (UOC)	(6) QTY
GROUP 02 CIRCUIT CARD ASSEMBLY A2					
FIG 3					
1	PAHZZ	27735	PC11-0033-200-2	CAPACITOR, FIXED, PLA.....	1
2	PAHZZ	56289	30D207G012DF0	CAPACITOR, FIXED, ELE.....	1
3	PAHZZ	27735	PC12-082-100-2	CAPACITOR, FIXED, PLA.....	3
4	PAHZZ	27735	PS11-00158-100-2	CAPACITOR, FIXED, PLA.....	1
5	PAHZZ	72136	DM15F221F0500	CAPACITOR, FIXED, MIC.....	1
6	PAHZZ	81349	CMR04E200J0DR	CAPACITOR, FIXED, MIC.....	1
7	PAHZZ	56289	196D226X9015KA1	CAPACITOR, FIXED, ELE.....	1
8	PAHZZ	27735	PC11-018-100-2	CAPACITOR, FIXED, PLA.....	2
9	PAHZZ	27735	PC11-058-100-2	CAPACITOR, FIXED, PLA.....	3
10	PAHZZ	27735	PS11-0073-100-2	CAPACITOR, FIXED, PLA.....	1
11	PAHZZ	27735	PC11-001-200-2	CAPACITOR, FIXED, PLA.....	2
12	PAHZZ	56289	30D207G025DH0	CAPACITOR, FIXED, ELE.....	1
13	PAHZZ	56289	30D106G012BA0	CAP, FXD.....	1
14	PAHZZ	27735	PC11-006-100-2	CAPACITOR, FIXED, PLA.....	1
15	PAHZZ	81349	JAN1N3064	SEMICONDUCTOR DEVIC.....	4
16	PAHZZ	26916	058-001691	MICROCIRCUIT, LINEAR.....	3
17	PAHZZ	18324	N5748V	MICROCIRCUIT, LINEAR.....	1
18	PAHZZ	81349	RN55D1411F	RESISTOR, FIXED, COMP.....	1
19	PAHZZ	81349	RCR07G104JS	RESISTOR, FIXED, COMP.....	1
20	PAHZZ	81349	RCR07G511JS	RESISTOR, FIXED, COMP.....	1
21	PAHZZ	81349	RNC55J1002FS	RESISTOR, FIXED, FILM.....	9
22	PAHZZ	81349	RNC55K3571FS	RESISTOR, FIXED, FILM.....	2
23	PAHZZ	81349	RNC55K2212FS	RESISTOR, FIXED, FILM.....	2
24	PAHZZ	81349	RNC55K1001FS	RESISTOR, FIXED, FILM.....	1
25	PAHZZ	81349	RNC55K5760FS	RESISTOR, FIXED, FILM.....	1
26	PAHZZ	81349	RNC55K8660FS	RESISTOR, FIXED, FILM.....	1
27	PAHZZ	81349	RCR07G473JS	RESISTOR, FIXED, COMP.....	2
28	PAHZZ	81349	RNC55K7501FS	RESISTOR, FIXED, FILM.....	1

END OF FIGURE



EL3EJ4

NOTE: PREFIX ALL REFERENCE DESIGNATIONS WITH A1

Figure 4. Circuit Card Assembly A1 (Sheet 1 of 2)

LEGEND FOR FIGURE 4

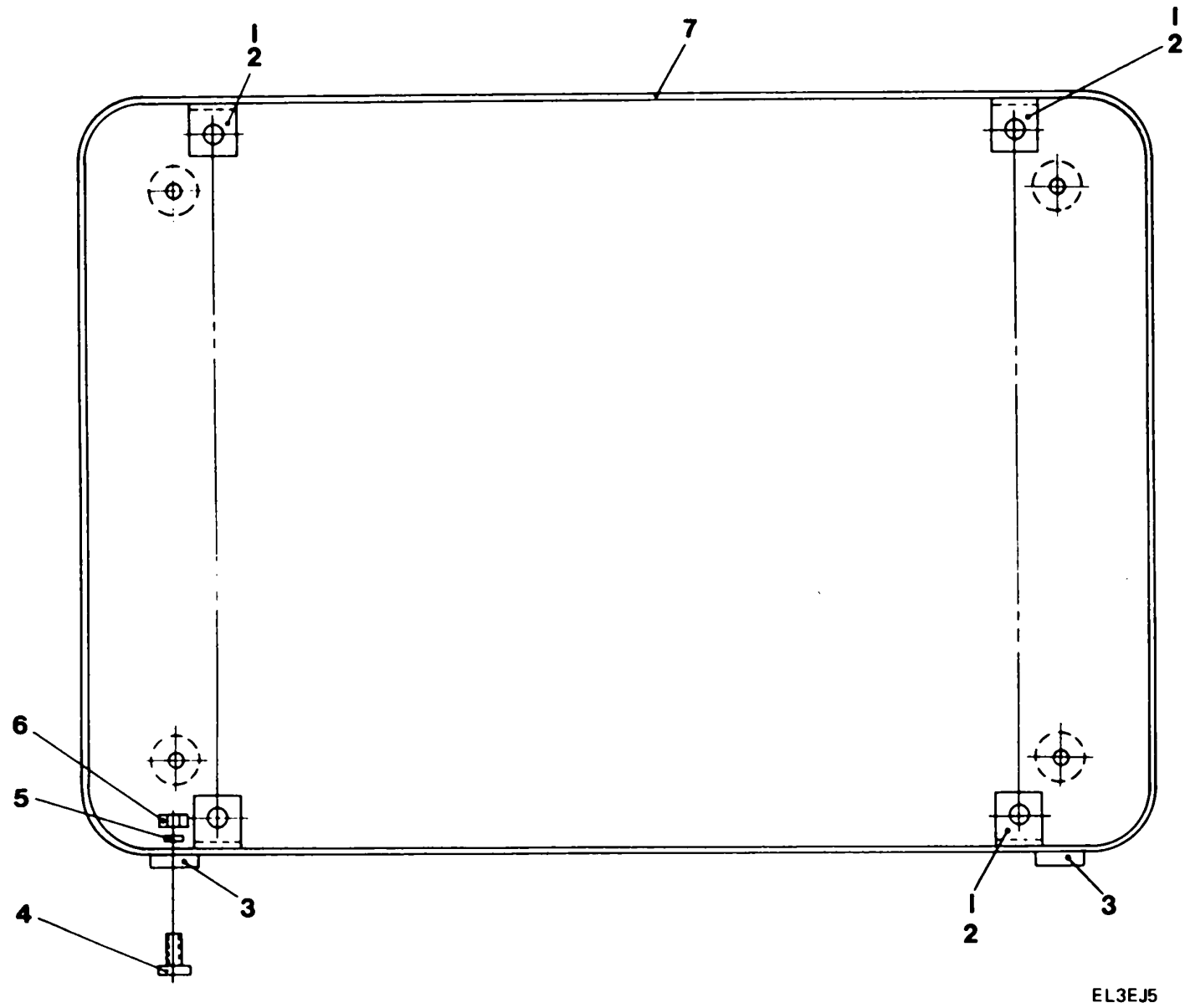
REF DES	ITEM NO	REF DES	ITEM NO.
C1	1	R2	15
C2	1	R3	15
C3	2	R4	16
C4	3	R5	17
C5	3	R6	17
C6	4	R7	18
C7	4	R8	19
C8	5	R9	20
C9	5	R10	21
C10	6	R11	20
C11	5	R12	19
C12	7	R13	22
C13	5	R14	23
C14	8	R15	24
C15	9	R16	25
CR1	10	R17	26
CR2	10	R18	27
CR3	11	R19	28
IC1	12	R20	29
IC2	13	R21	17
R1	14	R22	17

Figure 4. Circuit Card Assembly A1 (Sheet 2 of 2)



(1) ITEM NO	(2) SMR CODE	(3) FSCM	(4) PART NUMBER	(5) DESCRIPTION AND USABLE ON CODES (UOC)	(6) QTY
GROUP 03 CIRCUIT CARD ASSEMBLY A1					
FIG 4					
1	PAHZZ	56289	C023BIO1F102	CAPACITOR, FIXED, CER.....	2
2	PAHZZ	56289	30D207GD16DF0	CAPACITOR, FIXED, ELE.....	1
3	PAHZZ	56289	30D107GD25DB0	CAPACITOR, FIXED, ELE.....	2
4	PAHZZ	56289	30D205G012BA0	CAPACITOR, FIXED, ELE.....	2
5	PAHZZ	56289	30D106G012BA0	CAP, FXD .....	4
6	PAHZZ	72136	DM15C681K05004CR	CAPACITOR, FIXED, MIC.....	1
7	PAHZZ	56289	C067B2J1G822K	CAPACITOR, FIXED, CER.....	1
8	PAHZZ	60705	C067B251G392K	CAPACITOR, FIXED, CER.....	1
9	PAHZZ	56289	C030B102E200J	CAP, FXD .....	1
10	PAHZZ	81349	JAN1N3064	SEMICONDUCTOR DEVIC.....	2
11	PAHZZ	81349	1N3028B	SEMICONDUCTOR DEVIC .....	REF
12	PAHZZ	34148	UA749DHC	MICROCIRCUIT, LINEAR .....	1
13	PAHZZ	18324	N5748V	MICROCIRCUIT, LINEAR .....	1
14	PAHZZ	16845	1000-409-16	TRANSISTOR.....	1
15	PAHZZ	81349	RCR07G102JS	RESISTOR, FIXED, COMP .....	2
16	PAHZZ	81349	RCR07G203JS	RESISTOR, FIXED, COMP .....	1
17	PAHZZ	16845	1000-483-23	RESISTOR, FIXED.....	4
18	PAHZZ	81349	RCR07G182JS	RESISTOR, FIXED, COMP .....	1
19	PAHZZ	81349	RNC55K2742FS	RESISTOR, FIXED, FILM.....	2
20	PAHZZ	81349	RNC55K1003FS	RESISTOR, FIXED, FILM.....	2
21	PAHZZ	81349	RCR07G104JS	RESISTOR, FIXED, COMP .....	1
22	PAHZZ	81349	RNC55J1002FS	RESISTOR, FIXED, FILM.....	1
23	PAHZZ	81349	RN55D3261F	RESISTOR, FIXED, COMP .....	1
24	PAHZZ	81349	RCR07G130JS	RESISTOR, FIXED, COMP .....	1
25	PAHZZ	81349	RNC55K1621FS	RESISTOR, FIXED, FILM.....	1
26	PAHZZ	81349	RCR07G200JS	RESISTOR, FIXED, COMP .....	1
27	XBHZZ	73138	89P100K	RES, VAR.....	1
28	PAHZZ	81349	RNC55K2491FS	RESISTOR, FIXED, FILM.....	1
29	PAHZZ	81349	RCR42G821JS	RESISTOR, FIXED, COMP .....	1
30	XBHZZ	24361	19048441-2	TERMINAL.....	11

END OF FIGURE



EL3EJ5

Figure 5. Case Assembly

(1) ITEM NO	(2) SMR CODE	(3) FSCM	(4) PART NUMBER	(5) DESCRIPTION AND USABLE ON CODES (UOC)	(6) QTY
-------------------	--------------------	-------------	-----------------------	--	------------

GROUP 04 CASE ASSEMBLY

FIG 5

1	XBHZZ	24361	25103105	BRACKET .....	4
2	XBHZZ	12360	6-32X3-8LG	SCREW MACHINE .....	4
3	XBHZZ	24361	19048421	BUMPER .....	8
4	PAHZZ	96906	MS51957-17	SCREW, MACHINE .....	8
5	PAHZZ	96906	MS15795-803	WASHER, FLAT .....	8
6	PAHZZ	96906	M535649-244	NUT, PLAIN, HEXAGON .....	8
7	XBHZZ	93727	727-100	CASE .....	1

END OF FIGURE

## CROSS- REFERENCE-INDEXES

NATIONAL STOCK NUMBER INDEX					
STOCK NUMBER	FIG.	ITEM	STOCK NUMBER	FIG.	ITEM
5930-00-034-2386	1	19	5935-00-950-1668	1	15
5305-00-054-5651	5	4	5305-00-957-2383	1	9
5305-00-054-6651	1	2	5355-00-989-4269	1	27
5305-00-054-6668	1	12	5910-01-025-0741	3	3
5930-00-055-3130	1	21	5910-01-025-0742	3	8
5930-00-070-7744	1	16	5910-01-025-0743	3	9
5961-00-087-6047	2	27	5910-01-025-0744	3	11
5905-00-106-9356	4	16	5910-01-025-2091	3	1
5905-00-110-0388	3	19	5910-01-025-2092	3	4
	4	21	5910-01-025-2093	3	10
5905-00-110-7620	4	15	5930-01-025-2227	1	20
5905-00-114-5343	4	18	5950-01-025-2279	1	8
5905-00-116-2394	3	20	6625-01-025-2506	1	7
5905-00-131-9729	2	24	5962-01-039-9414	3	16
5905-00-135-3972	4	26	5905-01-046-8939	2	5
5905-00-141-0717	3	27	5905-01-046-8940	2	18
5905-00-173-1622	2	4	5905-01-046-8941	2	25
5905-00-175-8508	4	29	5905-01-046-9105	2	9
5905-00-189-2474	2	2	5905-01-046-9108	2	15
5905-00-208-3883	2	3	5905-01-046-9109	2	16
5905-00-208-4293	4	20	5905-01-046-9110	2	17
5962-00-243-2496	4	12	5905-01-057-7442	2	8
5940-00-269-2220	1	24	6625-01-062-8957	1	1
5905-00-270-1325	3	23	5910-01-064-9674	3	6
5905-00-304-1303	3	22	5961-01-148-8413	4	14
5905-00-311-2351	2	6	5905-01-149-5107	4	17
5910-00-324-0121	4	8	5910-01-186-0076	3	14
5905-00-346-8062	3	25			
5910-00-361-8667	3	7			
5905-00-411-7490	4	24			
5905-00-432-0381	3	24			
5905-00-432-0409	4	19			
5905-00-432-6373	4	25			
5905-00-432-6379	4	28			
5905-00-432-6389	3	28			
5905-00-432-9157	3	26			
5905-00-452-0761	2	1			
5905-00-464-9805	2	14			
5310-00-595-6211	5	5			
5905-00-627-1080	3	21			
	4	22			
5910-00-760-9524	1	6			
5961-00-814-0768	3	15			
	4	10			
5910-00-864-8423	2	26			
5961-00-879-2474	4	11			
5310-00-880-5976	1	3			
5930-00-908-9664	1	22			
5310-00-929-6395	1	4			
5310-00-934-9748	5	6			

## NATIONAL STOCK NUMBER AND PART NUMBER INDEX

FSCM	PART NUMBER	PART NUMBER INDEX		FIG.	ITEM
			STOCK NUMBER		
58474	BP30-10R		5940-00-269-2220	1	24
81349	CMR04E200J0DR		5910-01-064-9674	3	6
56289	C023B101F102			4	1
56289	C030B102E200J			4	9
56289	C067B2J1G822K			4	7
60705	C067B251G392K		5910-00-324-0121	4	8
81640	C200P7			1	25
72136	DM15C681K05004CR			4	6
72136	DM15F221F0500			3	5
81349	JAN1N3064		5961-00-814-0768	3	15
				4	10
81349	JAN1N645		5961-00-087-6047	2	27
96906	MS15795-803		5310-00-595-6211	5	5
96906	MS15795-806		5310-00-880-5976	1	3
96906	MS2469353		5305-00-957-2383	1	9
96906	MS25100-22			1	26
96906	MS35338-136		5310-00-929-6395	1	4
96906	MS35338-137			1	13
96906	MS35649-244		5310-00-934-9748	5	6
96906	MS51957-17		5305-00-054-5651	5	4
96906	MS51957-27		5305-00-054-6651	1	2
96906	MS51957-43		5305-00-054-6668	1	12
82389	M443B			1	18
81349	M641/9-2		5935-00-950-1668	1	15
00348	M7128		6625-01-025-2506	1	7
18324	N5748V			3	17
				4	13
71590	PA-1000		5930-00-055-3130	1	21
71590	PA1002		5930-00-034-2386	1	19
27735	PC11-001-200-2		5910-01-025-0744	3	11
27735	PC11-0033-200-2		5910-01-025-2091	3	1
27735	PC11-006-100-2		5910-01-186-0076	3	14
27735	PC11-018-100-2		5910-01-025-0742	3	8
27735	PC11-058-100-2		5910-01-025-0743	3	9
27735	PC12-082-100-2		5910-01-025-0741	3	3
27735	PS11-00158-100-2		5910-01-025-2092	3	4
27735	PS11-0073-100-2		5910-01-025-2093	3	10
81349	RBR57L04600BM			2	23
81349	RBR57L04750BM			2	22
81349	RBR57L05620BM			2	21
81349	RBR57L06490BM			2	11
81349	RBR57L06980BM			2	20
81349	RBR57L07250BM			2	12
81349	RBR57L08870BM			2	19
81349	RBR57L11000BR		5905-01-046-8940	2	18
81349	RBR57L14000BR		5905-01-046-9105	2	9
81349	RBR57L14001BM			2	7
81349	RBR57L14200BR		5905-01-046-9110	2	17
81349	RBR57L17200BM			2	10
81349	RBR57L19600BR		5905-01-046-9109	2	16
81349	RBR57L21501BM			2	13

## NATIONAL STOCK NUMBER AND PART NUMBER INDEX

FSCM	PART NUMBER	PART NUMBER INDEX		FIG.	ITEM
			STOCK NUMBER		
81349	RBR57L28000BR		5905-01-046-9108	2	15
81349	RBR57L42200BR		5905-01-046-8941	2	25
81349	RBR57L44200		5905-01-057-7442	2	8
81349	RBR57L49900BR		5905-01-046-8939	2	5
81349	RCR07G102JS		5905-00-110-7620	4	15
81349	RCR07G104JS		5905-00-110-0388	3	19
				4	21
81349	RCR07G126JS		5905-00-464-9805	2	14
81349	RCR07G130JS		5905-00-411-7490	4	24
81349	RCR07G182JS		5905-00-114-5343	4	18
81349	RCR07G200JS		5905-00-135-3972	4	26
81349	RCR07G203JS		5905-00-106-9356	4	16
81349	RCR07G302JS		5905-00-131-9729	2	24
81349	RCR07G473JS		5905-00-141-0717	3	27
81349	RCR07G511JS		5905-00-116-2394	3	20
81349	RRC42G821JS		5905-00-175-8508	4	29
81349	RNC55J1002FS		5905-00-627-1080	3	21
				4	22
81349	RNC55K1001FS		5905-00-432-0381	3	24
81349	RNC55K1003FS		5905-00-208-4293	4	20
81349	RNC55K1621FS		5905-00-432-6373	4	25
81349	RNC55K2212FS		5905-00-270-1325	3	23
81349	RNC55K2491FS		5905-00-432-6379	4	28
81349	RNC55K2742FS		5905-00-432-0409	4	19
81349	RNC55K3571FS		5905-00-304-1303	3	22
81349	RNC55K5760FS		5905-00-346-8062	3	25
81349	RNC55K7501FS		5905-00-432-6389	3	28
81349	RNC55K8660FS		5905-00-432-9157	3	26
81349	RNC60K1001FS		5905-00-173-1622	2	4
81349	RNC60K3090FS		5905-00-208-3883	2	3
81349	RNC60K4222FS		5905-00-452-0761	2	1
81349	RNC60K4750FS		5905-00-189-2474	2	2
81349	RNC60K8452FS		5905-00-311-2351	2	6
81349	RN55D1411F			3	18
81349	RN55D3261F			4	23
34148	UA749DHC		5962-00-243-2496	4	12
00853	052HJ101W150B		5910-00-760-9524	1	6
26916	058-001691		5962-01-039-9414	3	16
81349	1N3028B		5961-00-879-2474	4	11
16845	1000-409-16		5961-01-148-8413	4	14
16845	1000-483-23		5905-01-149-5107	4	17
24361	15108401		5950-01-025-2279	1	8
24361	15108402			1	17
55548	1517-104			1	23
24361	19048415			1	11
24361	19048421			5	3
24361	19048441-2			4	30
56289	196D226X9015KA1		5910-00-361-8667	3	7
24361	25103102			1	10
24361	25103105			5	1
56289	30D106G012BA0			3	13

## NATIONAL STOCK NUMBER AND PART NUMBER INDEX

FSCM	PART NUMBER	PART NUMBER INDEX		FIG.	ITEM
			STOCK NUMBER		
56289	30D106G012BA0			4	5
56289	30D107GD25DB0			4	3
56289	30D205G012BA0			4	4
56289	30D205G025AA4	5910-00-864-8423		2	26
56289	30D207GD16DF0			4	2
56289	30D207G012DF0			3	2
56289	30D207G025DH0			3	12
24361	35101010	6625-01-062-8957		1	1
24361	35101020			1	5
24361	35103106			1	30
76854	399431K	5930-00-908-9664		1	22
76854	399737K	5930-01-025-2227		1	20
24361	451062FP			1	32
24361	45106202			1	31
55548	52-1502			1	29
12360	6-32X3-8LG			5	2
49956	70-3BL2G	5355-00-989-4269		1	27
93727	727-100			5	7
91833	74			1	14
06540	8169A0632			1	28
73138	89P100K			4	27
82389	976	5930-00-070-7744		1	16

By Order of the Secretary of the Army:

JOHN A. WICKHAM JR.  
*General, United States Army*  
*Official: Chief of Staff*

MILDRED E. HEDBERG  
*Brigadier General, United States Army*  
*The Adjutant General*

DISTRIBUTION:

To be distributed in accordance with DA Form 12-36 literature requirements for TS-3171 A/U.

☆U.S. GOVERNMENT PRINTING OFFICE: 1986-605-042/20175







This fine document...

Was brought to you by me:



## [Liberated Manuals -- free army and government manuals](#)

Why do I do it? I am tired of sleazy CD-ROM sellers, who take publicly available information, slap “watermarks” and other junk on it, and sell it. Those masters of search engine manipulation make sure that their sites that sell free information, come up first in search engines. They did not create it... They did not even scan it... Why should they get your money? Why are not letting you give those free manuals to your friends?

I am setting this document FREE. This document was made by the US Government and is NOT protected by Copyright. Feel free to share, republish, sell and so on.

I am not asking you for donations, fees or handouts. If you can, please provide a link to [liberatedmanuals.com](http://liberatedmanuals.com), so that free manuals come up first in search engines:

<A HREF=<http://www.liberatedmanuals.com/>>Free Military and Government Manuals</A>

- Sincerely  
Igor Chudov  
<http://igor.chudov.com/>
- [Chicago Machinery Movers](#)