

TECHNICAL MANUAL

**ORGANIZATIONAL, DIRECT SUPPORT AND GENERAL SUPPORT
MAINTENANCE REPAIR PARTS AND SPECIAL TOOLS LISTS
(INCLUDING DEPOT MAINTENANCE REPAIR PARTS AND SPECIAL TOOLS)**

MAINTENANCE ACCESSORIES KIT

M K - 1 1 9 2 / A R M

(NSN 6625-00-179-1699)

Technical Manual

No. 11-6625-2405-24P

HEADQUARTERS
DEPARTMENT OF THE ARMY
Washington, DC 29 August 1975

ORGANIZATIONAL, DIRECT SUPPORT AND GENERAL SUPPORT
MAINTENANCE REPAIR PARTS AND SPECIAL TOOLS LISTS
(INCLUDING DEPOT MAINTENANCE REPAIR PARTS AND SPECIAL TOOLS)

MAINTENANCE ACCESSORIES KIT MK-1192/ARM
(NSN 6625-00-179-1699)

Current as of May 1975

Table of Contents

	Page	Illus Figure
Section	I. Introduction	1
	II. Repair Parts List	5
Group	00 Maintenance Accessories Kit MK-1192/ARM	5
	01 Ancillary items	5
	02 Adapter, Breakout MX-8497/ARM	5
	03 Cable Assembly CX-12172/ARM	8
	04 Adapter, Breakout MX-8498/ARM	8
	05 Cable Assembly CX-12173/ARM	10
	06 Adapter, Breakout MX-8498/ARM	10
	07 Cable Assembly CX-12174/ARM	12
	08 Termination Box Assembly MX-8500/ARM	12
	09 Bulk material	14
	III. Special tools list (Not applicable)	
	IV. Federal stock number, Part No. Index	

* This manual supersedes TM 11-6625-2405-25P, 23 June 1969, including all changes.

**SECTION I
INTRODUCTION**

1. Scope

This manual lists repair parts and special tools required for performance of organizational, direct support, and general support maintenance of the MK-1192/ARM.

2. General

This Repair Parts and Special Tools List is divided into the following sections:

a. Section II-Repair Parts List. A list of repair parts authorized for use in the performance of maintenance. The list also includes parts which must be removed for replacement of the authorized parts. Parts lists are composed of functional groups in ascending numerical sequence, with the parts in each group listed in figure and item number sequence. Bulk materials are listed in FSN sequence.

b. Section III-Special Tools List. Not applicable.

c. Section IV-Federal Stock Number and Part Number Index. A list, in ascending numerical sequence, of all Federal stock numbers appearing in the listings, followed by a list, in alphameric sequence, of all part numbers appearing in the listings. Federal stock number and part numbers are cross-referenced to each illustration figure and item number appearance.

3. Explanation of Columns

The following provides an explanation of columns found in the tabular listings:

a. Illustration. This column is divided as follows:

(1) *Figure number.* Indicates the figure number of the illustration in which the item is shown.

(2) *Item number.* The number used to identify each item called out in the illustration.

b. Source, Maintenance, and Recoverability Codes (SMR).

(1) *Source code.* Source codes are assigned to support items to indicate the manner of acquiring support items for maintenance, repair, or overhaul of end items. Source codes are entered in the first and second positions of the Uniform SMR Code format as follows:

<i>Code</i>	<i>Definition</i>
PA	Item procured and stocked for anticipated or known usage.
PB	Item procured and stocked for insurance purpose because essentiality dictates that a minimum quantity be available in the supply systems.
XA	Item is not procured or stocked because the requirements for the item will result in the replacement of the next higher assembly.

NOTE

Cannibalization or salvage may be used as a source of supply for any items source coded above except those coded XA, XD, and aircraft support items as restricted by AR 700-42.

(2) *Maintenance code.* Maintenance codes are assigned to indicate the levels of maintenance authorized to USE and REPAIR support items. The maintenance codes are entered in the third and fourth positions of the Uniform SMR Code format as follows:

(a) The maintenance code entered in the third position will indicate the lowest maintenance level authorized to remove, replace, and use the support item. The maintenance code entered in the third position will indicate one of the following levels of maintenance:

<i>Code</i>	<i>Application/explanation</i>
O	Support item is removed, replaced, used at the organizational level.
F	Support item is removed, replaced, used at the direct support level.

(b) The maintenance code entered in the fourth position indicates whether the item is to be repaired and identifies the lowest maintenance level with the capability to perform complete repair (i.e.,

all authorized maintenance functions). This position will contain one of the following maintenance codes:

Code Application/explanation

- F The lowest maintenance level capable of complete repair of the support item is the direct support level.
- Z Nonreparable. No repair is authorized.

(3) *Recoverability code.* Recoverability codes are assigned to support items to indicate the disposition action on unserviceable items. The recoverability code is entered in the fifth position of the Uniform SMR Code format as follows:

<i>Recoverability codes</i>	<i>Definition</i>
Z	Nonreparable item. When unserviceable, condemn and dispose at the level indicated in position 3.
F	Reparable item. When uneconomically reparable, condemn and dispose at the direct support level.
A	Item requires special handling or condemnation procedures because of spscific reasons (i.e., precious metal content, high dollar value, critical material or hazardous material). Refer to appropriate manuals/directives for specific instructions.

c. *Federal Stock Number.* Indicates the Federal stock number assigned to the item.

NOTE

For requisitioning purposes, the Federal stock number must be converted to the National stock number by adding "-00-" after the Federal stock classification (FSC) code (first four digits). For example, FSN 66-25-553-0142 converts to NSN 6625-00-533-0142.

d. *Part Number.* Indicates the primary number used by the manufacturer (individual, company, firm, corporation, or Government activity), which controls the design and characteristics of the item by means of its engineering drawings, specifications standards, and inspection requirements, to identify an item or range of items.

NOTE

When a stock numbered item is requisitioned, the repair part received may have a different part number than the part being replaced.

e. *Federal Supply Code for Manufacturer (FSCM).* The FSCM is a 5-digit numeric code listed in SB 708-42 which is used to identify the manufacturer, distributor, or Government agency, etc.

f. *Description.* Indicated the Federal item name and, if required, a minimum description to identify the item.

g. *Unit of Measure (U/M).* Indicates the standard of the basic quantity of the listed item as used in performing the actual maintenance function. This measure is expressed by a two-character alphabetical abbreviation (e.g., ea, in, pr, etc.). When the unit of measure differs from the unit of issue, the lowest unit of issue that will satisfy the required units of measure will be requisitioned.

h. *Quantity Incorporated in Unit.* Indicates the quantity of the item used in the breakout shown on the illustration figure, which is prepared for a functional group, subfunctional group, of an assembly.

4. Special Information

a. Detailed manufacturing instructions for items source coded to be manufactured or fabricated are found in TM 11-6625-2405-15. Bulk materials required to manufacture items are listed in the Bulk Material Group of this manual.

b. Action change codes indicated in the left hand margin of the listing page denote the following:

- N... Indicates an added item
- C... Indicates a change in data
- R... Indicates a change in FSN only

c. The following publication pertains to the MK-1192/ARM and its components:
 TM 11-6625-2405-15 Operator, Organizational, DS and GS Maintenance Manual: Maintenance Accessory Kit MK-1192/ARM

5. How to Locate Repair Parts

a. When federal stock number or part number is unknown:

(1) *First.* Using the table of contents, determine the fictional group within which the repair part

belongs. This is necessary since illustrations are prepared for functional groups and listings are divided into the same groups.

(2) *Second.* Find the illustration covering the functional group to which the repair part belongs.

(3) *Third.* Identify the repair part on the illustration and note the illustration figure and item number of the repair part.

(4) *Fourth.* Using the Repair Parts Listing, find the figure and item number noted on the illustration.

b. When federal stock number or part number is known:

(1) *First.* Using the Index of Federal Stock Numbers and Part Numbers, find the pertinent Federal stock number or part number. This index is in ascending FSN sequence followed by a list of part numbers in ascending alphameric sequence, cross-

referenced to the illustration figure number and item number.

(2) *Second.* After finding the figure and item number, locate the figure and item number in the repair parts list.

6. Abbreviations

Not applicable.

7. Reporting of Errors

The reporting of errors, omissions, and recommendations for improving this publication by the individual user is encouraged. Reports should be submitted on DA Form 2028 (Recommended Changes to Publications and Blank Forms) and forwarded direct to Commander, US Army Publications Command, ATTN: AMSEL-MA-Q, Fort Monmouth, NJ 07703.

(Next printed page is 5)

SECTION II. REPAIR PARTS LIST

TM11-6625-2405-24P

(1) ILLUSTRATION (A) FIG NO	(2) SMR CODE	(3) FEDERAL STOCK NUMBER	(4) PART NUMBER	(5) FSCM	(6) DESCRIPTION	USABLE ON CODE	(7) UNIT OF MEAS	(8) QTY INC IN UNIT
					GROUP 00: MAINTENANCE ACCESSORIES KIT MK-1192/ARM			
					GROUP 01: ANCILLARY ITEMS			
C	1	1	PAOZZ 5935-134-5304	UG-1893/U	80058 ADAPTER, TEE:		EA	1
C	1	2	PBOZZ 6625-756-1321	CX-12176/ARM	80058 CABLE ASSEMBLY, SPECIAL PURPOSE:		EA	1
C	1	3	PBOZZ 6625-124-2421	CX-12175/ARM	80058 CABLE ASSEMBLY, SPECIAL PURPOSE:		EA	1
	1	4	PBOFA 6625-179-1689	CY-6774/ARM	80063 CASE, MAINTENANCE ACCESSORIES KIT:		EA	1
N	1	5	PAFZZ 4820-898-3003	ZSP6-037-4	33414 VALVE, RELIEF, AUTOMATIC:		EA	1
N	1	6	XAFZZ		33414 O RING:		EA	1
N	1	7	XAFZZ		33414 NUT, HEX: 1-20 THD, DIA 1.370 IN.		EA	1
C	1	8	PAOZZ 5935-280-1454	UG-914/U	80058 CONNECTOR:		EA	1
C	1	9	PAOZZ 5935-937-5450	UG-1894/U	80058 ADAPTER:		EA	3
C	1	10	PAOZZ 5935-134-5303	UG-1895/U	80058 ADAPTER:		EA	1
					GROUP 02: ADAPTER, BREAKOUT MX-8497/ARM			
N	2	1	PAFZZ 5305-638-3438	MS35223-15	96906 SCREW, MACHINE: PAN HD, CD PLTD, 4-40NC-2A, 3/8 IN. LG		EA	4
C	2	2	PAFZZ 5935-728-5614	MS27335TB18-32PA	96906 CONNECTOR, RECEPTACLE, ELECTRICAL:		EA	1
N	2	3	PAFZZ 5310-197-2298	MS20365-440	96906 NUT, SELF-LOCKING: 4-40UNJC-3B		EA	4
N	2	4	MFFZZ	SM-D-664583-1	80063 BOX: MFD FROM 5935-232-6869		EA	1
C	2	5	PAFZZ 5935-133-0395	MIL-C-39024	81349 CONNECTOR, ELECTRICAL: RED		EA	2
N	2	6	PAFZZ 5310-151-5410	70-200500-319	58854 NUT, HEX: NICKEL PLTD, 1/4-32 THD		EA	71
N	2	7	PAFZZ 5310-182-6182	SMB-625806-17	00011 WASHER, FIBER: ID 1/4, OD 1/2 X 1/32 THICK		EA	71
C	2	8	PAFZZ 5935-643-9247	MIL-C-39024/10-03	81349 CONNECTOR, ELECTRICAL: BLACK		EA	69
N	2	9	PAFZZ 5310-550-3503	AN935-B716	81349 WASHER, LOCK: BRONZE, 7/16 IN.		EA	1
C	2	10	PAFZZ 5930-826-0157	MS25306-221	96906 SWITCH, TOGGLE-POSITIVE BREAK:		EA	1
N	2	11	PAFZZ 5310-489-8850	MS25082-B21	81349 NUT, HEXAGON: BRASS, OXIDE PLTD, 15/32-32NS-2B		EA	2
N	2	12	PAFZZ 5310-924-590	MS25081-1	81349 WASHER, KEY: 7/16 IN.		EA	1
C	2	13	PAFZZ 5325-727-0562	MS35490-14	96906 GROMMET, RUBBER-SPLIT:		EA	3
C	2	14	PAFZZ 5935-134-5302	MS27336T18A-32SA	96906 CONNECTOR, PLUG, ELECTRICAL:		EA	1

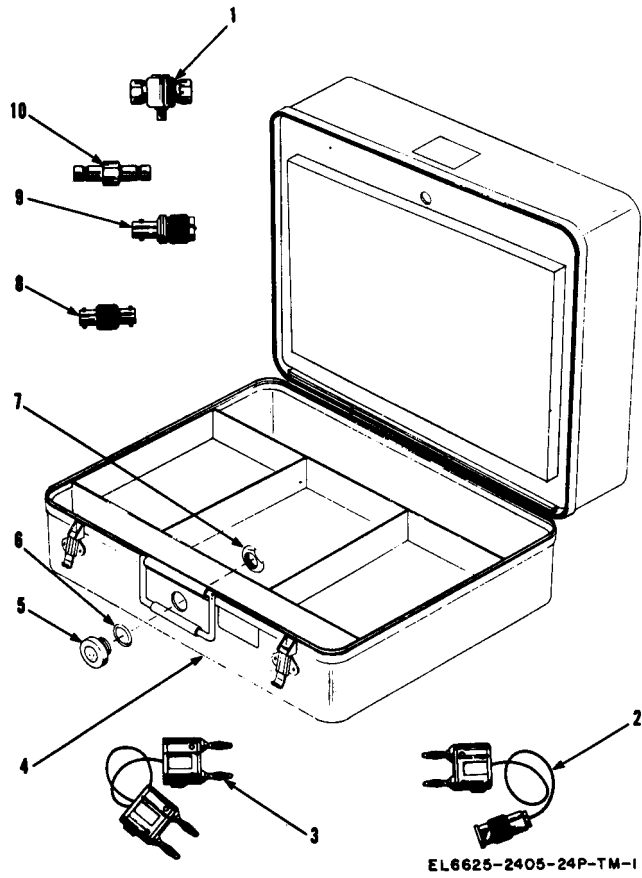
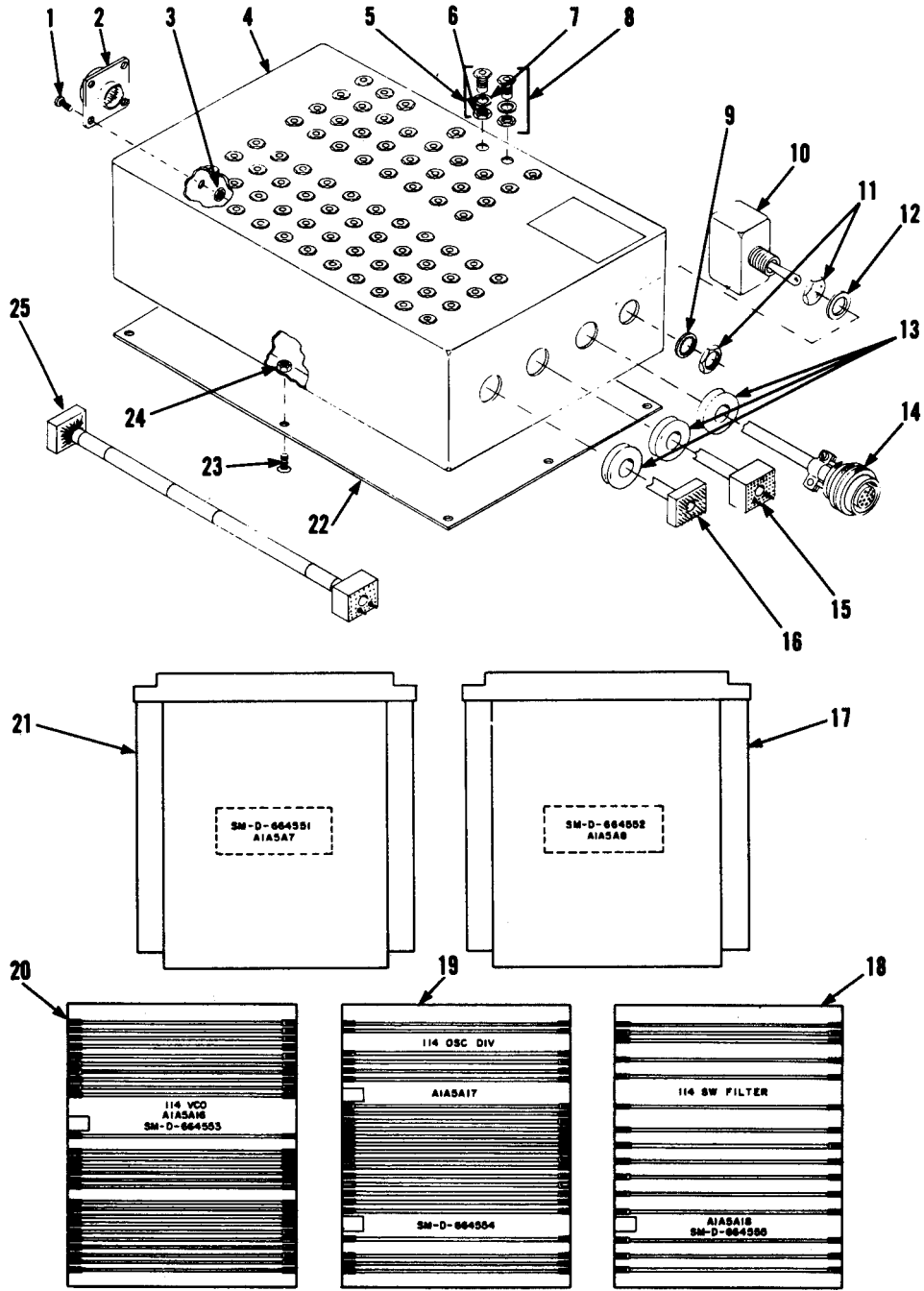


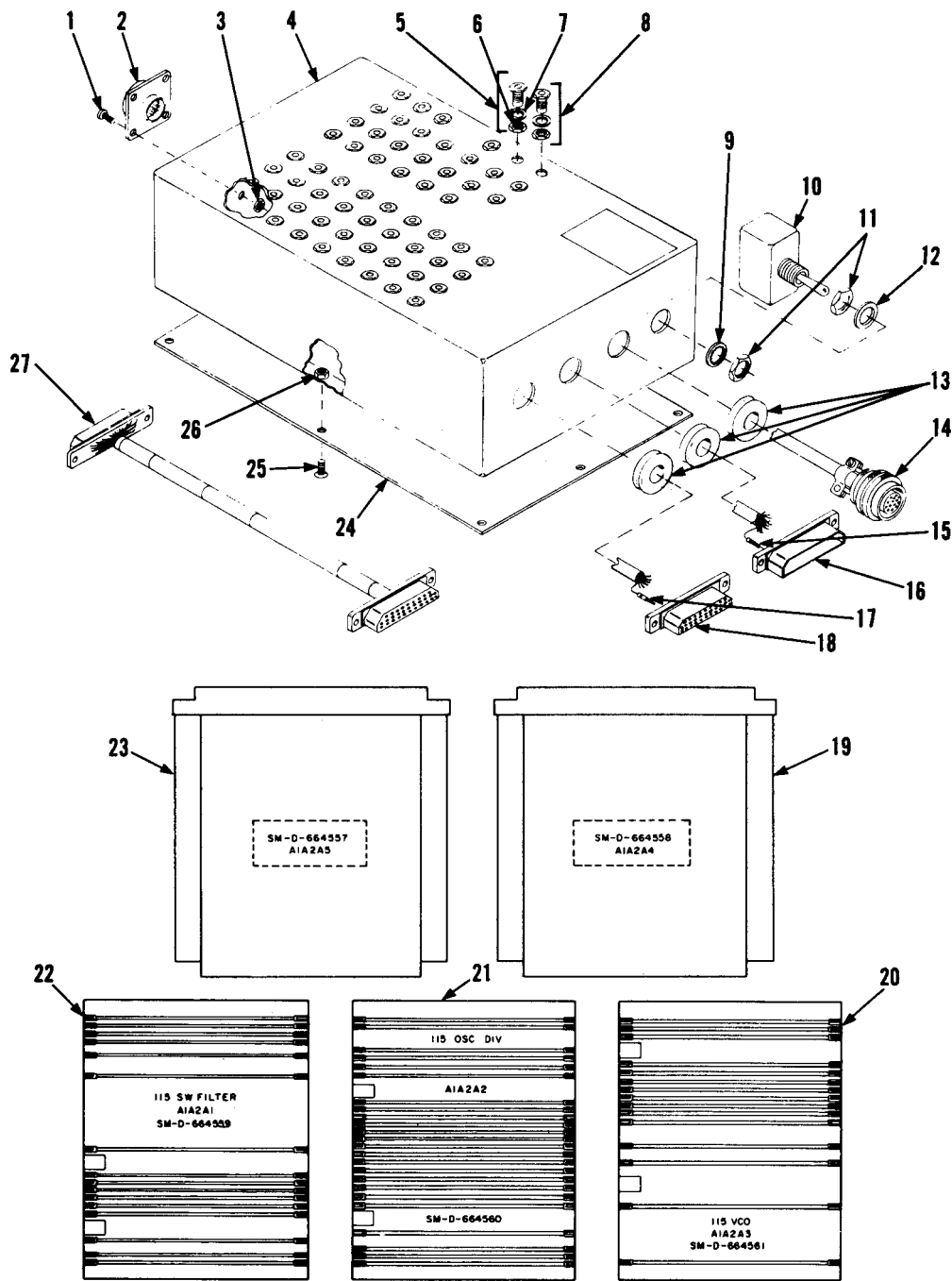
Figure 1. Ancillary items.



EL 6625-2405-24P-TM-2

Figure 2. Adapter, Breakout MX-8497/ARM.

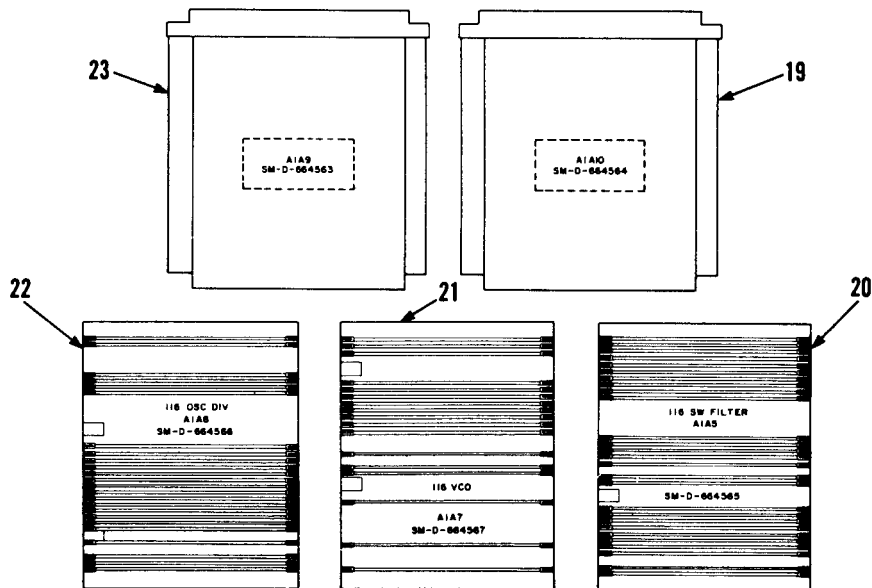
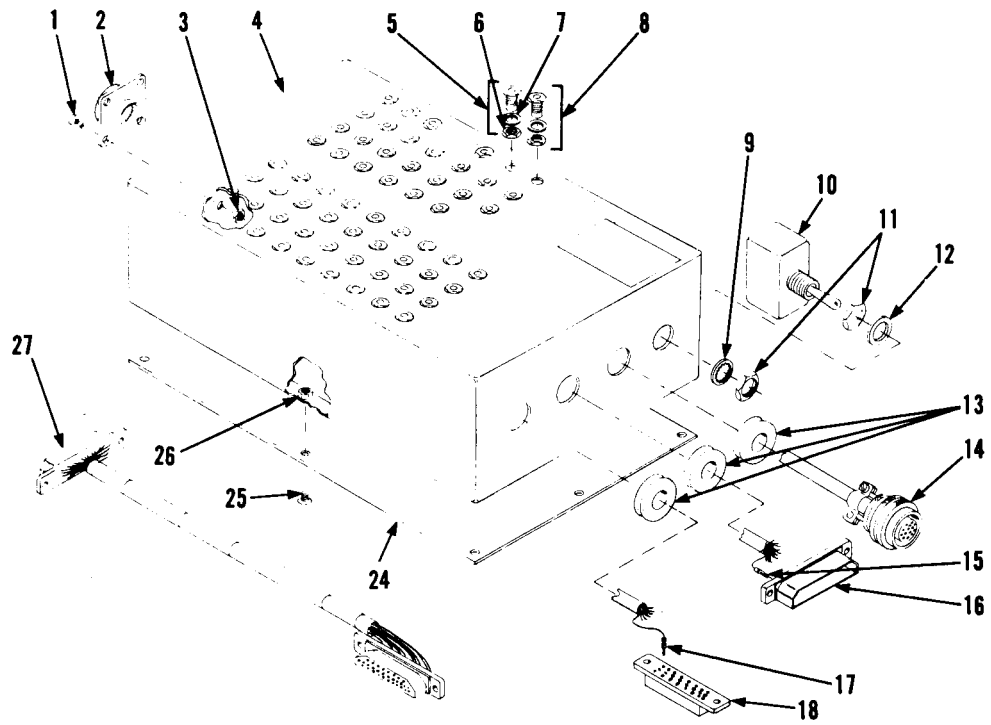
(1) ILLUSTRATION (A) FIG NO	(2) SMR CODE	(3) FEDERAL STOCK NUMBER	(4) PART NUMBER	(5) FSCM	(6) DESCRIPTION	(7) UNIT OF MEAS	(8) QTY INC IN UNIT
C 2	15	PAFZZ 5935-054-3757	SM-A-617902 -6	80063	CONNECTOR, PLUG, PRINTED WIRING:	EA	1
C 2	16	PAFZZ 5935-134-5297	SM-A-617902 -7	80063	CONNECTOR, RECEPTACLE, PRINTED WIRING:	EA	1
2	17	PAOZZ 5821-179-3226	SM-D-664552	80063	EXTENDER MODULE ASSEMBLY:	EA	1
2	18	PAOZZ 5821-179-3229	SM-D-664555	80063	EXTENDER MODULE ASSEMBLY:	EA	1
2	19	PAOZZ 5821-179-3228	SM-D-664554	80063	EXTENDER MODULE ASSEMBLY:	EA	1
2	20	PAOZZ 5821-179-3227	SM-D-664553	80063	EXTENDER MODULE ASSEMBLY:	EA	1
2	21	PAOZZ 5821-179-3225	SM-D-664551	80063	EXTENDER MODULE ASSEMBLY:	EA	1
N 2	22	MFFZZ	SM-C-664584	80063	COVER: MFD FROM 5935-232-6869	EA	1
C 2	23	PAFZZ 5305-059-4553	MS35190-238	96906	SCREW, MACHINE: CSK HD, CD PLTD, 6-32UNC- 2A, 1/2 IN. LG	EA	8
N 2	24	PAFZZ 5310-616-2852	22NC2-62	72962	NUT, CLINCH: 6-32UNC-3B GROUP 03: CABLE ASSEMBLY CX-12172/ARM	EA	8
C 2	25	PBOFF 5995-134-7199	CX-12172/ARM	80050	CABLE ASSEMBLY, SPECIAL PURPOSE: GROUP 04: ADAPTER, BREAKOUT MX-8498/ARM	EA	1
N 3	1	PAFZZ 5305-638-3438	MS35223-15	96906	SCREW, MACHINE: PAN HD, CD PLTD, 4-40NC- 2A, 1/2 IN. LG	EA	4
C 3	2	PAFZZ 5935-111-6047	MS27335TB18 -32P	96906	CONNECTOR, RECEPTACLE, ELECTRICAL:	EA	1
N 3	3	PAFZZ 5310-197-2298	MS20365-440	96906	NUT, SELF-LOCKING: 4-40UNC-3B	EA	4
N 3	4	MFFZZ	SM-D-664596 -1	80063	BOX: MFD FROM 5935-232-6869	EA	1
C 3	5	PAFZZ 5935-133-0395	MIL-C-39024	81349	CONNECTOR, ELECTRICAL: RED	EA	2
N 3	6	PAFZZ 5310-151-5410	70-200500- 319	58854	NUT, HEX: NICKEL PLTD, 1/4-32 THD	EA	62
N 3	7	PAFZZ 5310-182-6182	SMB-625806- 17	00011	WASHER, FIBER: ID 1/4, OD 1/2 X 1/32 THICK	EA	62
C 3	8	PAFZZ 5935-643-9247	MIL-C-39024 /10-03	81349	CONNECTOR, ELECTRICAL: BLACK	EA	60
N 3	9	PAFZZ 5310-550-3503	AN935-B716	81349	WASHER, LOCK: BRONZE, 7/16 IN.	EA	1
C 3	10	PAFZZ 5930-826-0157	MS25306-221	96906	SWITCH, TOGGLE-POSITIVE BREAK:	EA	1
N 3	11	PAFZZ 5310-489-8850	MS25082-B21	81349	NUT, HEXAGON: BRASS, OXIDE PLTD, 13/32- 32NS-2B	EA	2
N 3	12	PAFZZ 5310-924-5968	MS25081-1	81349	WASHER, KEY: 7/16 IN.	EA	1
C 3	13	PAFZZ 5325-727-0562	MS35490-14	96906	GROMMET, RUBBER-SPLIT:	EA	3



EL6625-2405-24P-TM-3

Figure 3. Adapter, Breakout MX-8498/ARM.

(1) ILLUSTRATION (A) FIG NO	(2) SMR CODE	(3) FEDERAL STOCK NUMBER	(4) PART NUMBER	(5) FSCM	(6) DESCRIPTION	USABLE ON CODE	(7) UNIT OF MEAS	(8) QTY INC IN UNIT
C 3	14	PAFZZ 5935-134-5301	MS27336T18A -32S	96906	CONNECTOR, PLUG, ELECTRICAL:		EA	1
N 3	15	PAFZZ 5999-463-3168	220-844-02	02660	CONTACT, ELECTRICAL, CONNECTOR:		EA	52
C 3	16	PAFZZ 5935-419-5417	223-698	29587	CONNECTOR BODY, RECEPTACLE:		EA	1
N 3	17	PAFZZ 5999-497-9274	220-845-02	02660	CONTACT, ELECTRICAL, CONNECTOR:		EA	52
C 3	18	PAFZZ 5935-134-5297	223-697	29587	CONNECTOR BODY, PLUG:		EA	1
	3	PAOZZ 5821-179-3231	SM-D-664558	80063	EXTENDER MODULE ASSEMBLY:		EA	1
	3	PAOZZ 5821-179-3234	SM-D-664561	80063	EXTENDER MODULE ASSEMBLY:		EA	1
	3	PAOZZ 5821-179-3233	SM-D-664560	80063	EXTENDER MODULE ASSEMBLY:		EA	1
	3	PAOZZ 5821-179-3232	SM-D-664559	80063	EXTENDER MODULE ASSEMBLY:		EA	1
	3	PAOZZ 5821-179-3230	SM-D-664557	80063	EXTENDER MODULE ASSEMBLY:		EA	1
C 3	24	MFFZZ	SM-C-664584	80063	COVER: MFD FROM 5935-232-6869		EA	1
C 3	25	PAFZZ 5305-059-4553	MS35190-238	96906	SCREW, MACHINE: CSK HD, CD PLTD, 6-32UNC-2A, 1/2 IN. LG		EA	8
N 3	26	PAFZZ 5310-616-2852	22NC2-62	72962	NUT, CLINCH: 6-32UNC-3B		EA	8
					GROUP 05: CABLE ASSEMBLY CX-12173/ARM			
C 3	27	PBOFF 5995-134-7192	CX-12173/ARM	80058	CABLE ASSEMBLY, SPECIAL PURPOSE:		EA	1
					GROUP 06: ADAPTER, BREAKOUT MX-8498/ARM			
N 4	1	PAFZZ 5305-638-3438	MS35223-15	96906	SCREW, MACHINE: PAN HD, CD PLTD, 4-40UNC-2A, 3/8 IN. LG		EA	4
C 4	2	PAFZZ 5935-111-6047	MS27335T18 -32P	96906	CONNECTOR, RECEPTACLE, ELECTRICAL:		EA	1
N 4	3	PAFZZ 5310-197-2298	MS20365-440	96906	NUT, SELF-LOCKING: 4-40UNC-3B		EA	4
N 4	4	MFFZZ	SM-D-664596 -1	80063	BOX: MFD FROM 5935-232-6869		EA	1
C 4	5	PAFZZ 5935-133-0395	MIL-C-39024	81349	CONNECTOR, ELECTRICAL: RED		EA	2
N 4	6	PAFZZ 5310-151-5410	70-200500-319	58854	NUT, HEX: NICKEL PLTD 1/4-32 THD		EA	62
N 4	7	PAFZZ 5310-182-6182	SMB-625806-17	00011	WASHER, FIBER: ID 1/4, OD 1/2 X 1/32 THICK		EA	62
C 4	8	PAFZZ 5935-643-9247	MIL-C-39024 /10-03	81349	CONNECTOR, ELECTRICAL: BLACK		EA	60
N 4	9	PAFZZ 5310-550-3503	AN935-B716	81349	WASHER, LOCK: BRONZE, 7/16 IN.		EA	1
C 4	10	PAFZZ 5930-826-0157	MS25306-221	96906	SWITCH, TOGGLE-POSITIVE BREAK:		EA	1
N 4	11	PAFZZ 5310-489-8850	MS25082-B21	81349	NUT, HEXAGON: BRASS, OXIDE PLTD, 15/32-32NS-2B		EA	2



EL6625-2405-24P-TM-4

Figure 4. Adapter, Breakout MX-8499/ARM.

TM11-6625-2405-24P								
(1) ILLUSTRATION (A) FIG NO	(2) SMR CODE	(3) FEDERAL STOCK NUMBER	(4) PART NUMBER	(5) FSCM	(6) DESCRIPTION	USABLE ON CODE	(7) UNIT OF MEAS	(8) QTY INC IN UNIT
N 4	12	PAFZZ 5310-924-5968	MS25081-1	81349	WASHER, KEY: 7/16 IN.		EA	1
C 4	13	PAFZZ 5325-727-0562	MS35490-14	96906	GROMMET, RUBBER-SPLIT:		EA	3
C 4	14	PAFZZ 5935-134-5301	MS27336T18A -32S	96906	CONNECTOR, PLUG, ELECTRICAL:		EA	1
N 4	15	PAFZZ 5999-463-3168	220-844-02	02660	CONTACT, ELECTRICAL, CONNECTOR:		EA	52
C 4	16	PAFZZ 5935-419-5417	223-698	29487	CONNECTOR BODY, RECEPTACLE:		EA	1
N 4	17	PAFZZ 5999-497-9274	220-845-02	02660	CONTACT ELECTRICAL, CONNECTOR:		EA	52
C 4	18	PAFZZ 5935-134-5297	223-697	29587	CONNECTOR BODY, RECEPTACLE:		EA	1
	4	PAOZZ 5821-179-3236	SM-D-664564	80063	EXTENDER MODULE ASSEMBLY:		EA	1
	4	PAOZZ 5821-179-3237	SM-D-664565	80063	EXTENDER MODULE ASSEMBLY:		EA	1
	4	PAOZZ 5821-179-3239	SM-D-664567	80063	EXTENDER MODULE ASSEMBLY:		EA	1
	4	PAOZZ 5821-179-3238	SM-D-664566	80063	EXTENDER MODULE ASSEMBLY:		EA	1
	4	PAOZZ 5821-179-3235	SM-D-664563	80063	EXTENDER MODULE ASSEMBLY:		EA	1
C 4	24	MFPZZ	SM-C-664584	80063	COVER: MFD FROM 5935-232-6869		EA	1
C 4	25	PAFZZ 5305-059-4553	MS35190-238	96906	SCREW, MACHINE: CSK HD, CD PLTD, 6-32UNC- 2A, 1/2 IN. LG		EA	8
N 4	26	PAFZZ 5310-616-2852	22NC2-62	72962	NUT, CLINCH: 6-32UNC-3B		EA	8
					GROUP 07: CABLE ASSEMBLY CX-12174/ARM			
C 4	27	PBOZZ 5995-134-7200	CX-12174/ARM	80058	CABLE ASSEMBLY, SPECIAL PURPOSE:		EA	1
	5	1	PAFZZ 5935-134-5299	224RB	83330	GROUP 08: TERMINATION BOX ASSEMBLY MX-8500/ARM POST, BINDING, DUAL:	EA	2
N 5	2	PAFZZ 5310-722-5998	MS15795-805	96906	WASHER, FLAT, MET. ROUND ID .156, OD .312		EA	2
N 5	3	PAFZZ 5310-934-9761	MS35649-264	96906	NUT, PL, HEX: CD PLTD 6-32UNC-3B		EA	2
C 5	4	PAFZZ 5975-273-0788	6P-1	28520	GROMMET, RUBBER:		EA	1
C 5	5	PAFZZ 5935-642-0626	U-93A/U	09408	CONNECTOR, PLUG, ELECTRICAL:		EA	1
	5	6	PAFZZ 5905-279-2019	RC20GF512J	81349	RESISTOR, CARBON, FIXED COMP: 5100 OHMS ±5 PCT, 1/2 WATT	EA	1
R 5	7	PAFZZ 5905-104-8372	RC20GF5R1J	81349	RESISTOR, CARBON, FIXED COMP: 5.1 OHMS ±5 PCT, 1/2 WATT		EA	1
	5	8	PAFZZ 5905-691-0466	RC20GF8R2J	81349	RESISTOR, CARBON, FIXED COMP: 8.2 OHMS ±5 PCT, 1/2 WATT	EA	1
N 5	9	PAFZZ 5305-984-4983	MS35206-226	96906	SCREW, MACHINE: PAN HD, CD PLTD, 6-32UNC- 2A, 1/4 IN. LG		EA	1
N 5	10	PAFZZ 5305-984-4982	MS35206-225	96906	SCREW, MACHINE: PAN HD, CD PLTD, 6-32UNC- 2A, 3/16 IN. LG		EA	1

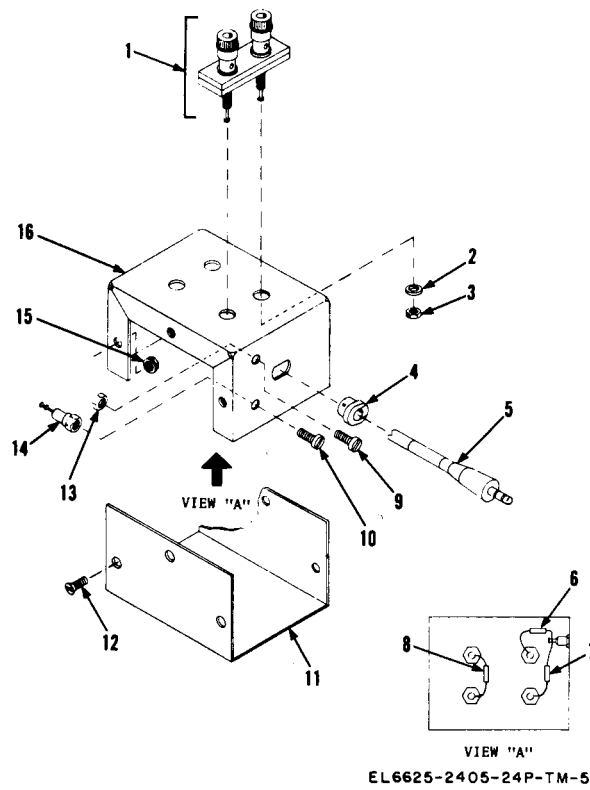


Figure 5. Termination Box Assembly MX-8500/ARM.

TM11-6625-2405-24P						(7)	(8)		
(1)	(2)	(3)	(4)	(5)	(6)	(7)	(8)		
ILLUSTRATION	SMR	FEDERAL	PART	FSCM	DESCRIPTION	UNIT	QTY		
(A)	CODE	STOCK	NUMBER			OF	INC		
FIG	ITEM	NUMBER				MEAS	IN		
NO	NO					ON	UNIT		
						USABLE			
						CODE			
C	5	11	MFPZZ	SM-C-664570	80063	COVER, CHASSIS: MFD FROM 5935-232-6869	EA	1	
C	5	12	PAFZZ	5305-754-4343	MS35239-34	96906	SCREW, MACHINE: CSK HD, CD PLTD, 6-32UNC-2A, 5/16 IN. LG	EA	6
C	5	13	PAFZZ	5310-834-3156	MS35649-62	96906	NUT, HEXAGON: CD PLTD, 6-32UNC-2B	EA	1
C	5	14	PAFZZ	5940-819-7580	1461	88245	TERMINAL, ELECTRICAL:	EA	6
N	5	15	PAFZZ	5310-616-2852	22NC2-62	72962	NUT, CLINCH: 6-32UNC-3B	EA	1
N	5	16	MFPZZ	SM-D-664544-1	80063	BOX: MFD FROM 5935-232-6869	EA	1	
GROUP 09: BULK MATERIAL									
N	BULK		PAFZZ	5935-232-6869	QQ-A-250/8	81349	ALUMINUM ALLOY: 5052-H32, 0.063 IN. THK	SH	
N	BULK		PAFZZ	6145-635-1536	WM-85/U	81349	CABLE:	FT	
N	BULK		PAFZZ	6145-652-1784	MIL-W-16878 -TYPE B-22	81349	WIRE: 22 AWG, WHITE	FT	
N	BULK		PAFZZ	6145-950-6016	MIL-W-16878 -TYPE B-24	81349	WIRE: 24 AWG, WHITE	FT	

SECTION IV. FEDERAL STOCK NUMBER AND PART NUMBER INDEX

NOTE: LATEST FEDERAL STOCK NUMBER ASSIGNMENTS ARE INCLUDED AT END OF INDEX

STOCK NUMBER	FIG NO	ITEM NO	STOCK NUMBER	FIG NO	ITEM NO
4820-898-3003	1	5	5821-179-3237	4	20
5305-059-4553	2	23	5821-179-3238	4	22
	3	25	5821-179-3239	4	21
	4	25	5905-279-2019	5	6
5305-638-3438	2	1	5905-691-0466	5	8
	3	1			
	4	1	5930-826-0157	2	10
5305-754-4343	5	12		3	10
5305-984-4982	5	10		4	10
5305-984-4983	5	9	5935-054-3757	2	15
5310-151-5410	2	6	5935-111-6047	3	2
	3	6		4	2
	4	6	5935-134-5297	2	16
5310-182-6182	2	7		3	18
	3	7		4	18
	4	7	5935-134-5299	5	1
5310-197-2298	2	3	5935-134-5301	3	14
	3	3		4	14
	4	3	5935-134-5302	2	14
5310-489-8850	2	11	5935-134-5303	1	10
	3	11	5935-134-5304	1	1
	4	11	5935-232-6869	BULK	
5310-550-3503	2	9	5935-280-1454	1	8
	3	9	5935-419-5417	3	16
	4	9		4	16
5310-616-2852	2	24	5935-642-0626	5	5
	3	26	5935-728-5614	2	2
	4	26			
5310-722-5998	5	2			
5310-834-3156	5	13			
5310-924-5968	2	12			
	3	12			
	4	12			
5310-934-9761	5	3	5935-937-5450	1	9
5325-727-0562	2	13	5940-819-7580	5	14
	3	13	5975-273-0788	5	4
	4	13	5995-134-7192	3	27
5821-179-3225	2	21	5995-134-7199	2	25
5821-179-3226	2	17	5995-134-7200	4	27
5821-179-3227	2	20	5999-463-3168	3	15
5821-179-3228	2	19		4	15
5821-179-3229	2	18	5999-497-9274	3	17
5821-179-3230	3	23		4	17
5821-179-3231	3	19	6145-635-1536	BULK	
5821-179-3232	3	22	6145-652-1784	BULK	
5821-179-3233	3	21	6145-950-6016	BULK	
5821-179-3234	3	20	6625-124-2421	1	3
5821-179-3235	4	23	6625-179-1689	1	4
5821-179-3236	4	19	6625-756-1321	1	2

PART NUMBER	FSCM	FIG NO	ITEM NO	PART NUMBER	FSCM	FIG NO	ITEM NO
AN935-B716	81349	2	9	RC20GF8R2J	81349	5	8
		3	9	SMB-625806-17	00011	2	7
		4	9			3	7
CX-12172/ARM	80058	2	25			4	7
CX-12173/ARM	80058	3	27	SM-A-617902-6	80063	2	15
CX-12174/ARM	80058	4	27	SM-A-617902-7	80063	2	16
CX-12175/ARM	80058	1	3	SM-C-664570	80063	5	11
CX-12176/ARM	80058	1	2	SM-C-664584	80063	2	22
CY-6774/ARM	80063	1	4			3	24
MIL-C-39024	81349	2	5			4	24
		3	5	SM-D-664544-1	80063	5	16
		4	5	SM-D-664551	80063	2	21
MIL-C-39024/10-03	81349	2	8	SM-D-664552	80063	2	17
		3	8	SM-D-664553	80063	2	20
		4	8	SM-D-664554	80063	2	19
MIL-W-16878-TYPE B-22	81349	BULK		SM-D-664555	8-063	2	18
MIL-W-16878-TYPE B-24	81349	BULK		SM-D-664557	80063	3	23
MS15795-805	96906	5	2	SM-D-664558	80063	3	19
MS20365-440	96906	2	3	SM-D-664559	80063	3	22
		3	3	SM-D-664560	80063	3	21
		4	3	SM-D-664561	80063	3	20
MS25081-1	81349	2	12	SM-D-664563	80063	4	23
		3	12	SM-D-664564	80063	4	19
		4	12	SM-D-664565	80063	4	20
MS25082-B21	81349	2	11	SM-D-664566	80063	4	22
		3	11	SM-D-664567	80063	4	21
		4	11	SM-D-664583-1	80063	2	4
MS25306-221	96906	2	10	SM-D-664596-1	80063	3	4
		3	10			4	4
		4	10	U-93A/U	09408	5	5
MS27335TB18-32PA	96906	2	2	UG-1893/U	80058	1	1
MS27335TB18-32P	96906	3	2	UG-1894/U	80058	1	9
		4	2	UG-1895/U	80058	1	10
MS27336T18A-32S	96906	3	14	UG-914/U	80058	1	8
		4	14	WM-85/U	81349	BULK	
MS27336T18A-32SA	96906	2	14	ZSP6-037-4	33414	1	5
MS35190-238	96906	2	23	1461	88245	5	14
		3	25	22NC2-62	72962	2	24
		4	25			3	26
MS35206-225	96906	5	10			4	26
MS35206-226	96906	5	9	220-844-02	02660	3	15
MS35223-15	96906	2	1			4	15
		3	1	220-845-02	02660	3	17
		4	1			4	17
MS35239-34	96906	5	12	223-697	29587	3	18
MS35490-14	96906	2	13			4	18
		3	13	223-698	29587	3	16
		4	13			4	16
MS35649-264	96906	5	3	224RB	83330	5	1
MS35649-62	96906	5	13	6P-1	28520	5	4
QQ-A-250/8	81349	BULK		70-200500-319	58854	2	6
RC20GF5R1J	81349		7			3	6
RC20GF512J	81349		6			4	6
				5905-104-8372		5	7
				5935-133-0395		2	5
						3	5
						4	5
				5935-643-9247		2	8
						3	8
						4	8

By Order of the Secretary of the Army:

FRED C. WEYAND
General, United States Army
Chief of Staff

Official:

VERNE L. BOWERS
Major General, United States Army
The Adjutant General

Distribution:

To be distributed in accordance with DA Form 12-36A (qty rqr block No. 1112), Organizational maintenance requirements for avionics literature, MK-1192/ARM.

* U . S . GOVERNMENT PRINTING OFFICE : 1984 0 - 421-302 (11351)

PIN: 017632-000

This fine document...

Was brought to you by me:



[Liberated Manuals -- free army and government manuals](#)

Why do I do it? I am tired of sleazy CD-ROM sellers, who take publicly available information, slap “watermarks” and other junk on it, and sell it. Those masters of search engine manipulation make sure that their sites that sell free information, come up first in search engines. They did not create it... They did not even scan it... Why should they get your money? Why are not letting you give those free manuals to your friends?

I am setting this document FREE. This document was made by the US Government and is NOT protected by Copyright. Feel free to share, republish, sell and so on.

I am not asking you for donations, fees or handouts. If you can, please provide a link to liberatedmanuals.com, so that free manuals come up first in search engines:

<A HREF=<http://www.liberatedmanuals.com/>>Free Military and Government Manuals

- Sincerely
Igor Chudov
<http://igor.chudov.com/>
- [Chicago Machinery Movers](#)