

**TECHNICAL MANUAL**

**DIRECT SUPPORT AND GENERAL SUPPORT MAINTENANCE  
REPAIR PARTS AND SPECIAL TOOLS LISTS**

**INVERTER, POWER, STATIC PP-7274/A  
(NSN 6125-00-148-8342)**



TECHNICAL MANUAL }  
 No. 11-6130-385-34P }

HEADQUARTERS  
 DEPARTMENT OF THE ARMY  
 WASHINGTON, D.C., 21 June 1976

DIRECT SUPPORT AND  
 GENERAL SUPPORT MAINTENANCE  
 REPAIR PARTS AND SPECIAL TOOLS LISTS

FOR

INVERTER, POWER, STATIC PP-7274/A  
 (NSN 6125-00-148-8342)

Current as of 29 January 1976

REPORTING OF ERRORS

You can improve this manual by recommending improvements using DA Form 2028-2 (Test) located in the back of the manual. Simply tear out the self-addressed form, fill it out as shown on the sample, fold it where shown, and drop it in the mail.

If there are no blank DA Form 2028-2 (Test) in the back of your manual, use the standard DA Form 2028 (Recommended Changes to Publications and Blank Forms) and forward to the Commander, US Army Electronics Command, ATTN: DRSEL-MA-Q, Fort Monmouth, New Jersey 07703.

In either case a reply will be furnished direct to you.

	Page	Illustration Figure
SECTION I. Introduction -----	1	
II. Repair parts list -----	5	
Group 00. Inverter, power static, PP-7274/A -----	5	
General assembly, PP-7274/A -----	9	1
Printed circuit board assembly, oscillator -----	13	2
Printed circuit board assembly, ØA -----	17	3
Printed circuit board assembly, ØB and ØC -----	21	4
Printed circuit board assembly, d.c. voltage regulator and data drive -----	25	5
Filter assembly -----	27	6
Capacitor assembly -----	31	7
Power switch module -----	33	8
Printed circuit board assembly, power switch -----	35	9
Harness -----	37	10
Fan bulkhead -----	39	11
III. Special tools list (NOT APPLICABLE)		
IV.		



## SECTION I

## INTRODUCTION

**1. Scope**

This manual lists repair parts required for direct support and general support maintenance of the PP-7274/A.

**2. General**

This Repair Parts and Special Tools List is divided into the following sections:

*a. Section II—Repair Parts List.* A list of repair parts authorized for use in the performance of maintenance. The list also includes parts which must be removed for replacement of the authorized parts. Parts lists are composed of functional groups in ascending numerical sequence, with the parts in each group listed in figure and item number sequence.

*b. Section III—Special Tools List.* Not applicable.

*c. Section IV—National Stock Number and Part Number Index.* A list, in ascending numerical sequence, of all National stock numbers appearing in the listings, followed by a list, in alphanumeric sequence, of all part numbers appearing in the listings. National stock numbers and part numbers are cross-referenced to each illustration figure and item number appearance.

**3. Explanation of Columns**

The following provides an explanation of columns found in the tabular listings:

*a. Illustration.* This column is divided as follows:

(1) *Figure number.* Indicates the figure number of the illustration in which the item is shown.

(2) *Item number.* The number used to identify each item called out in the illustration.

*b. Source, Maintenance, and Recoverability Codes (SMR).*

(1) *Source code.* Source codes are assigned to support items to indicate the manner of acquiring support items for maintenance, repair, or overhaul of end items. Source codes are entered in the first and second positions of the Uniform SMR Code format as follows:

Code

Definition

PA—Item procured and stocked for anticipated or known usage.

XA—Item is not procured or stocked because the requirements for the item will result in the replacement of the next higher assembly.

XD-A support item that is not stocked. When required, item will be procured through normal supply channels.

**NOTE**

Cannibalization or salvage may be used as a source of supply for any items source coded above except those coded XA, XD, and aircraft support items as restricted by AR 700-42.

(2) *Maintenance code.* Maintenance codes are assigned to indicate the levels of maintenance authorized to USE and REPAIR support items. The maintenance codes are entered in the third and fourth positions of the Uniform SMR Code format as follows:

(a) The maintenance code entered in the third position will indicate the lowest maintenance level authorized to remove, replace, and use the support item. The maintenance code entered in the third position will indicate one of the following levels of maintenance.

Code

Application/Explanation

Ii—Support item is removed, replaced, used at the general support level.

(b) The maintenance code entered in the fourth position indicates whether the item is to be repaired and identifies the lowest maintenance level with the capability to perform complete repair (i.e., all authorized maintenance functions). This position will contain one of the following maintenance codes:

Code

Application/Explanation

Z —Nonreparable. No repair is authorized.

(3) *Recoverability Code.* Recoverability codes are assigned to support items to indicate the disposition action on unserviceable items. The recoverability code is entered in the fifth position of the Uniform SMR Code format as follows:

Recoverability  
Codes

Definition

Z —Nonreparable item. When unserviceable, condemn and dispose at the level indicated in position 3.

*c. National Stock Number.* Indicates the National stock number assigned to the item and will be used for requisitioning purposes.

*d. Part Number.* Indicates the primary number used by the manufacturer (individual, company, firm, corporation, or Government activity), which controls the design and characteristics of the item by means of its engineering drawings, specifications standards, and inspection requirements, to identify an item or range of items.

**NOTE**

When a stock-numbered item is requisitioned, the repair part received may have a different part number than the part being replaced.

*e. Federal Supply Code for Manufacturer (FSCM).* The FSCM is a 5-digit numeric code listed in SB 708-42 which is used to identify the manufacturer, distributor, or Government agency, etc.

*f. Description.* Indicates the Federal item name and, if required, a minimum description to identify the item.

*g. Unit of Measure (UIM).* Indicates the standard of the basic quantity of the listed item as used in performing the actual maintenance function. This measure is expressed by a two-character alphabetical abbreviation (e.g., ea, in, pr, etc). When the unit of measure differs from the unit of issue, the lowest unit of issue that will satisfy the required units of measure will be requisitioned.

*h. Quantity Incorporated in Unit.* Indicates the quantity of the item used in the breakout shown on the illustration figure, which is prepared for a functional group, subfunctional

group, or an assembly. A "V" appearing in this column in lieu of a quantity indicates that no specific quantity is applicable.

**4. Special information**

The following publication pertains to the PP-7274/A and its components:

Publication and Short Title  
TM 11-6130-385-34, Inverter, Power, Static  
PP-7274/A

**5. How to locate Repair Parts**

*a.* When National stock number or part number is unknown.

(1) *First.* Using the table of contents, determine the functional group within which the repair part belongs. This is necessary since illustrations are prepared for functional groups and listings are divided into the same groups.

(2) *Second.* Find the illustration covering the functional group to which the repair part belongs.

(3) *Third.* Identify the repair part on the illustration and note the illustration figure and item number of the repair part.

(4) *Fourth.* Using the Repair Parts Listing, find the figure and item number noted on the illustration.

*b.* When National stock number or part number is known.

(1) *First.* Using the Index of National Stock Numbers and Part Numbers, find the pertinent National stock number or part number. This index is in ascending NSN sequence followed by a list of part numbers in ascending alphanumeric sequence, cross-referenced to the illustration figure number and item number.

(2) *Second.* After finding the figure and item number, locate the figure and item number in the repair parts list.

**6. Abbreviations**

Not applicable.

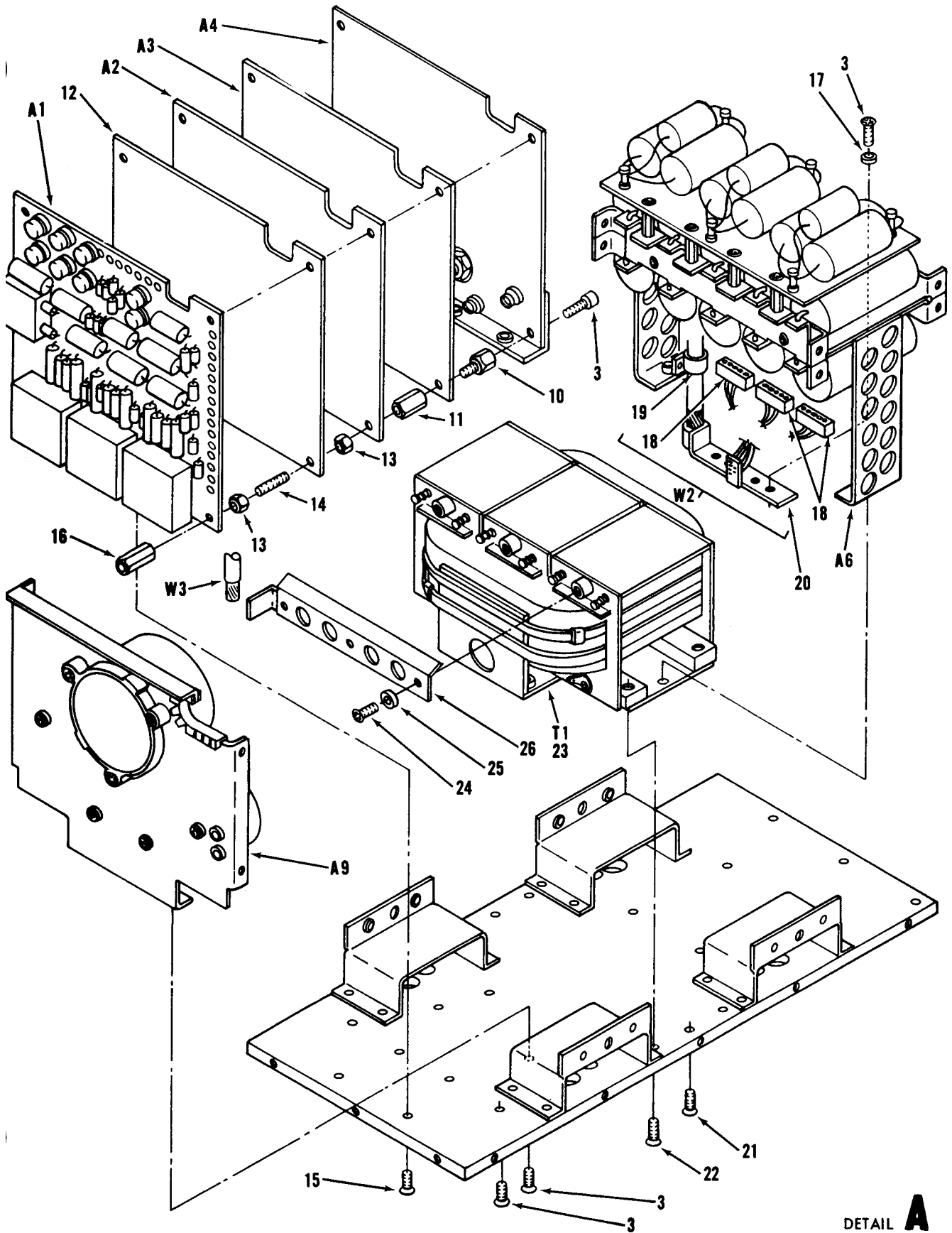


Figure 1. © General assembly, PP-7274/A (sheet 1 of 2).

DETAIL **A**

ELOGD002

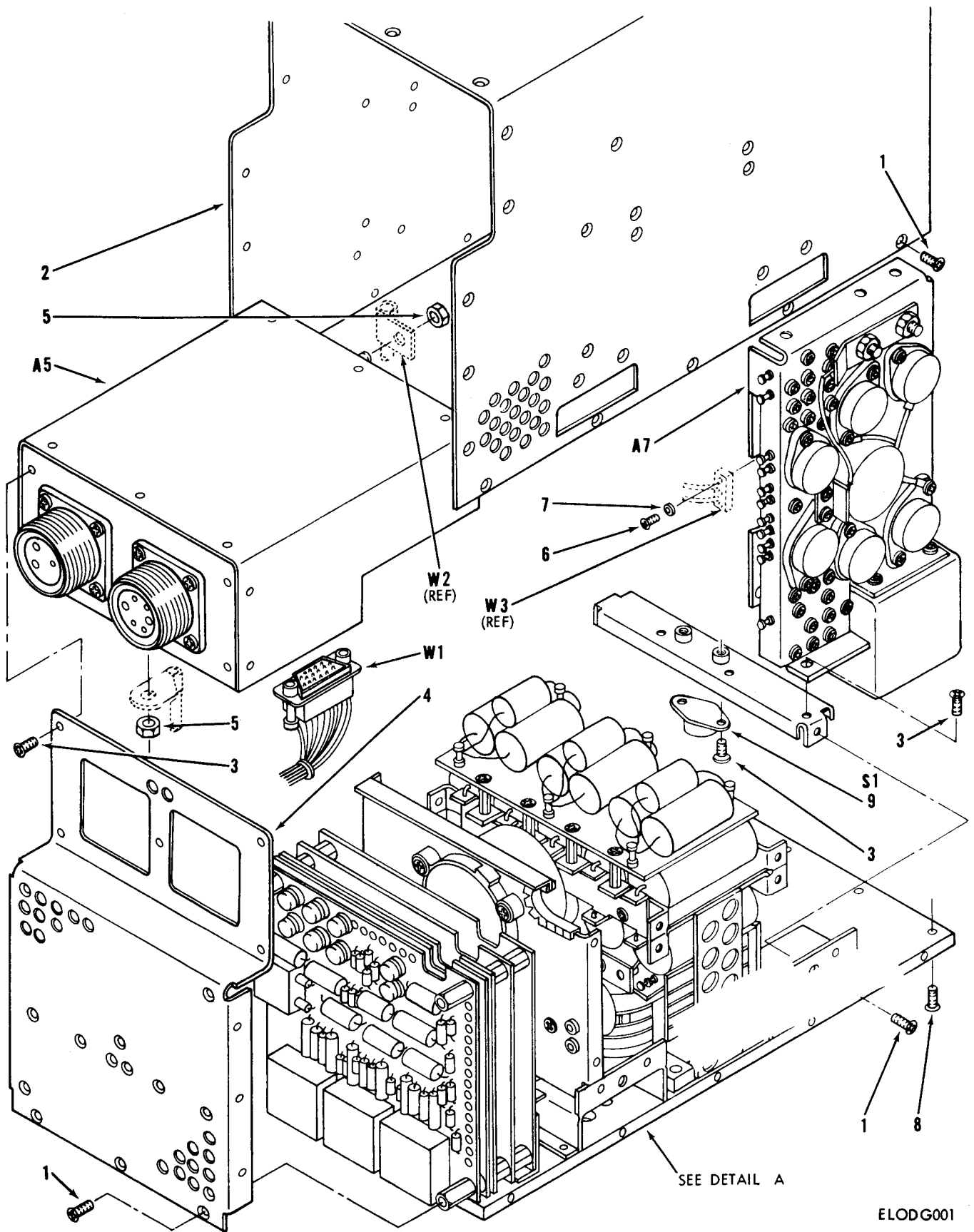


Figure 1. © General assembly, PP-7274/A (sheet 2 of 2).



## SECTION II. REPAIR PARTS LIST

TM11-6130-385-34P

(1)	(2)	(3)	(4)	(5)	(6)	(7)	(8)
ILLUSTRATION		NATIONAL STOCK NUMBER		PART NUMBER	FSCM	DESCRIPTION	Qty Inc IN UNIT
Fig No.	Item No.	SMR CODE				Usable on code	U/M
						GROUP: 00 INVERTER, POWER, STATIC PP-7274/A	
1	1	PAHZZ	5305-00-993-9189	MS24693C2	96906	SCREW	EA 83
1	2	XDHZZ		352A0004	10109	COVER, CHASSIS	EA 1
1	3	PAHZZ	5305-00-054-5647	MS51957-13	96906	SCREW	EA 25
1	4	XDHZZ		352A0003	10109	PANEL, FRONT	EA 1
1	5	PAHZZ	5310-00-869-1018	MS35650-3255	96906	NUT, HEX, BRASS	EA 2
1	6	PAHZZ	5305-00-054-5654	MS51957-2	96906	SCREW	EA 9
1	7	PAHZZ	5310-00-543-4652	MS35333-69	96906	WASHER, LOCK	EA 9
1	8	PAHZZ	5305-00-066-7325	MS24693C5	96906	SCREW	EA 6
1	9	XDHZZ		3100-3-752	14604	THERMOSTAT	EA 1
1	10	XDHZZ		HMF440B7C	07757	SPACER	EA 5
1	11	XDHZZ		SP440H7C	07757	SPACER	EA 5
1	12	XDHZZ		352A0011	10109	INSULATOR	EA 1
1	13	PAHZZ	5310-00-934-9948	MS35649-244	96906	NUT	EA 10
1	14	XDHZZ		31301	73734	STUD	EA 5
1	15	PAHZZ	5305-00-054-5646	MS51957-12	96906	SCREW	EA 2
1	16	XDHZZ		SP440H9C	07757	SPACER	EA 5
1	17	PAHZZ	5310-00-560-3715	MS35333-70	96906	WASHER, LOCK	EA 4
1	18	XDHZZ		352B0003	10109	LUG, TERMINAL	EA 3
1	19	XDHZZ		352B0004	10109	LUG, TERMINAL	EA 1
1	20	XDHZZ		352B0005	10109	LUG, TERMINAL	EA 1
1	21	PAHZZ	5305-00-068-6605	MS24693C6	96906	SCREW	EA 2
1	22	PAHZZ	5305-00-088-9665	MS24693C29	96906	SCREW	EA 8
1	23	XDHZZ		4074049-00	10109	TRANSFORMER (ENCAPSULATED)	EA 1
1	24	PAHZZ	5305-00-054-6651	MS51957-27	96906	SCREW	EA 3
1	25	PAHZZ	5310-00-616-3555	MS35333-71	96906	WASHER, LOCK	EA 3
1	26	XDHZZ		352A0005	10109	BUS, TERMINAL, TRANSFORMER	EA 1



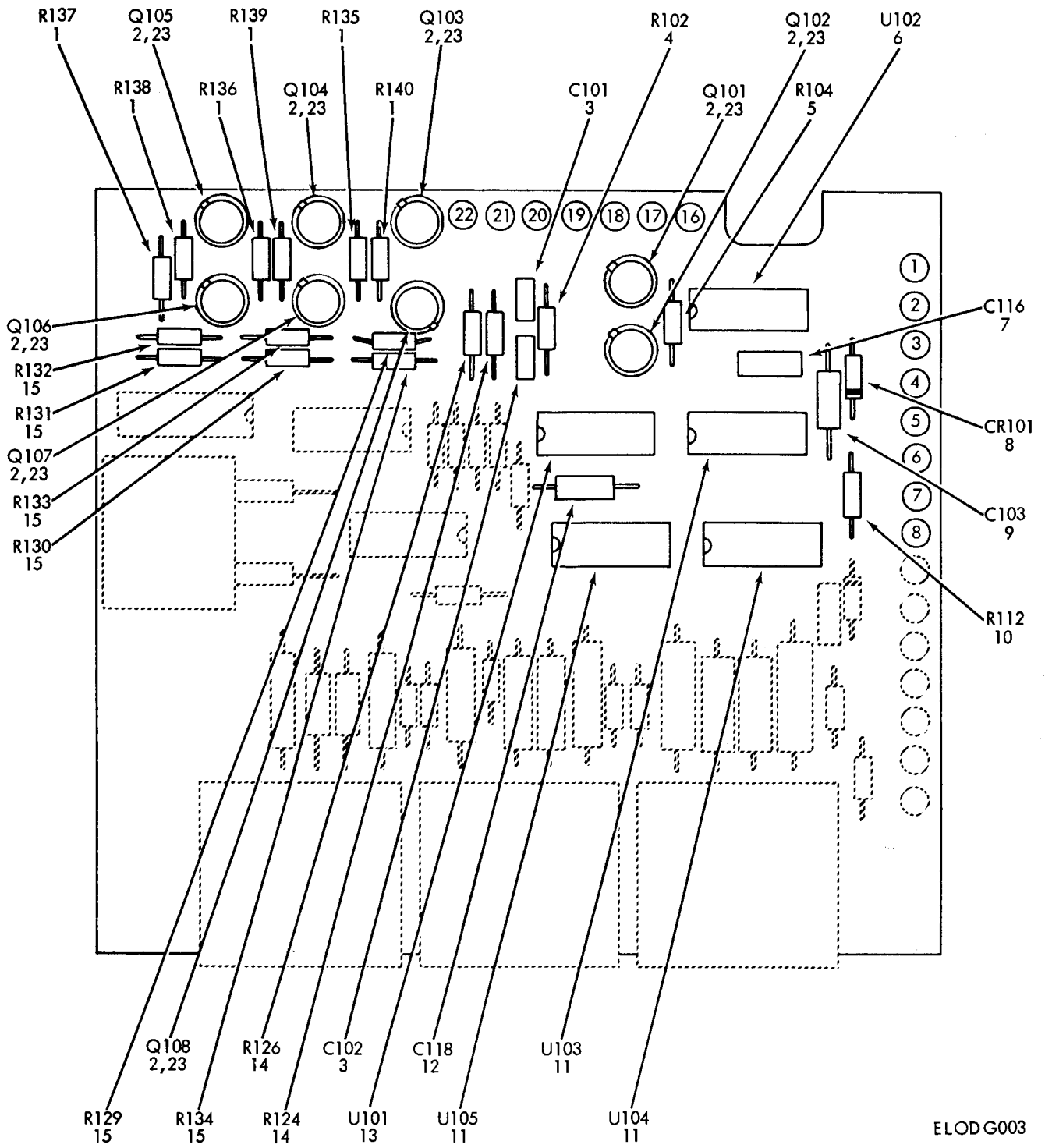


Figure 2. Ⓞ Printed circuit board assembly, oscillator (sheet 1 of 2).

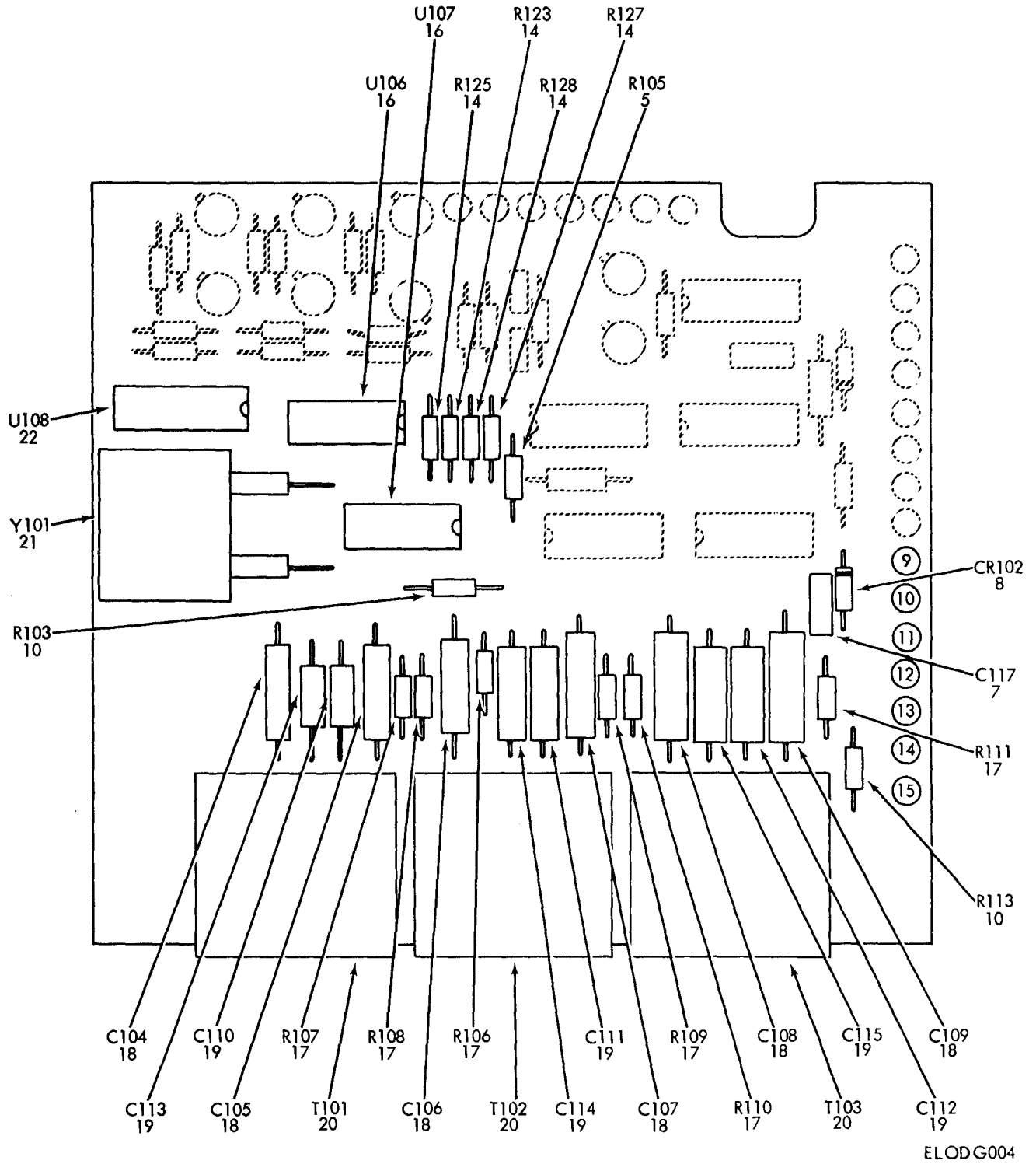


Figure 2. © Printed circuit board assembly, oscillator (sheet 2 of 2).

ELOGD004

## SECTION II. REPAIR PARTS LIST

TM11-6130-385-34P

(1)	(2)	(3)	(4)	(5)	(6)	(7)	(8)		
ILLUSTRATION									
(a)	(b)								
Fig No.	Item No.	SMR CODE	NATIONAL STOCK NUMBER	PART NUMBER	FSCM	DESCRIPTION	Usable on code	U/M	Qty Inc IN UNIT
PRINTED CIRCUIT BOARD ASSEMBLY, OSCILLATOR									
2	1	PAHZZ	5905-00-111-4727	RCR07G272JS	81349	RESISTOR		EA	6
2	2	PAHZZ	5961-00-490-7299	2N2222A	27014	TRANSISTOR		EA	8
2	3	PAHZZ	5910-00-113-5515	M39014-01-1333	81349	CAPACITOR		EA	2
2	4	PAHZZ	5905-00-121-9919	RCR07G106JS	81349	RESISTOR		EA	1
2	5	PAHZZ	5905-00-110-7620	RCR07G102JS	81349	RESISTOR		EA	2
2	6	XDHZZ		CD4020AF	02735	INTEGRATED CIRCUIT		EA	1
2	7	PAHZZ	5910-00-010-8666	M39014-01-1357	81349	CAPACITOR		EA	2
2	8	PAHZZ	5961-00-404-9136	JAN1N5615	81349	DIODE		EA	2
2	9	PAHZZ	5910-00-483-6112	M39003-01-2256	81349	CAPACITOR		EA	1
2	10	PAHZZ	5905-00-106-3666	RCR07G103JS	81349	RESISTOR		EA	3
2	11	PAHZZ	5962-00-091-1416	SN5474	01295	INTEGRATED CIRCUIT		EA	3
2	12	PAHZZ	5910-00-935-3511	M39003-01-2286	81349	CAPACITOR		EA	1
2	13	PAHZZ	5962-00-001-3011	CD4007AD	02735	INTEGRATED CIRCUIT		EA	1
2	14	PAHZZ	5905-00-116-8556	RCR07G223JS	81349	RESISTOR		EA	6
2	15	PAHZZ	5905-00-141-0593	RCR07G182JS	81349	RESISTOR		EA	6
2	16	XDHZZ		SC25378L	04713	INTEGRATED CIRCUIT		EA	2
2	17	PAHZZ	5905-00-532-2096	RNC55H4641FR	81349	RESISTOR		EA	6
2	18	XDHZZ		JA2B105K14	27556	CAPACITOR		EA	6
2	19	XDHZZ		BA27C015K14	27556	CAPACITOR		EA	6
2	20	XDHZZ		4074064-00	10109	TRANSFORMER		EA	3
2	21	XDHZZ		65000-0001	10109	CRYSTAL, QUARTZ		EA	1
2	22	XDHZZ		CD4050AF	02735	INTEGRATED CIRCUIT		EA	1
2	23	PAHZZ	5961-00-907-8714	10193DAP	07047	TRANSIPAD		EA	8
2	24	XDHZZ		8000DG4	91506	SOCKET, CRYSTAL		EA	1



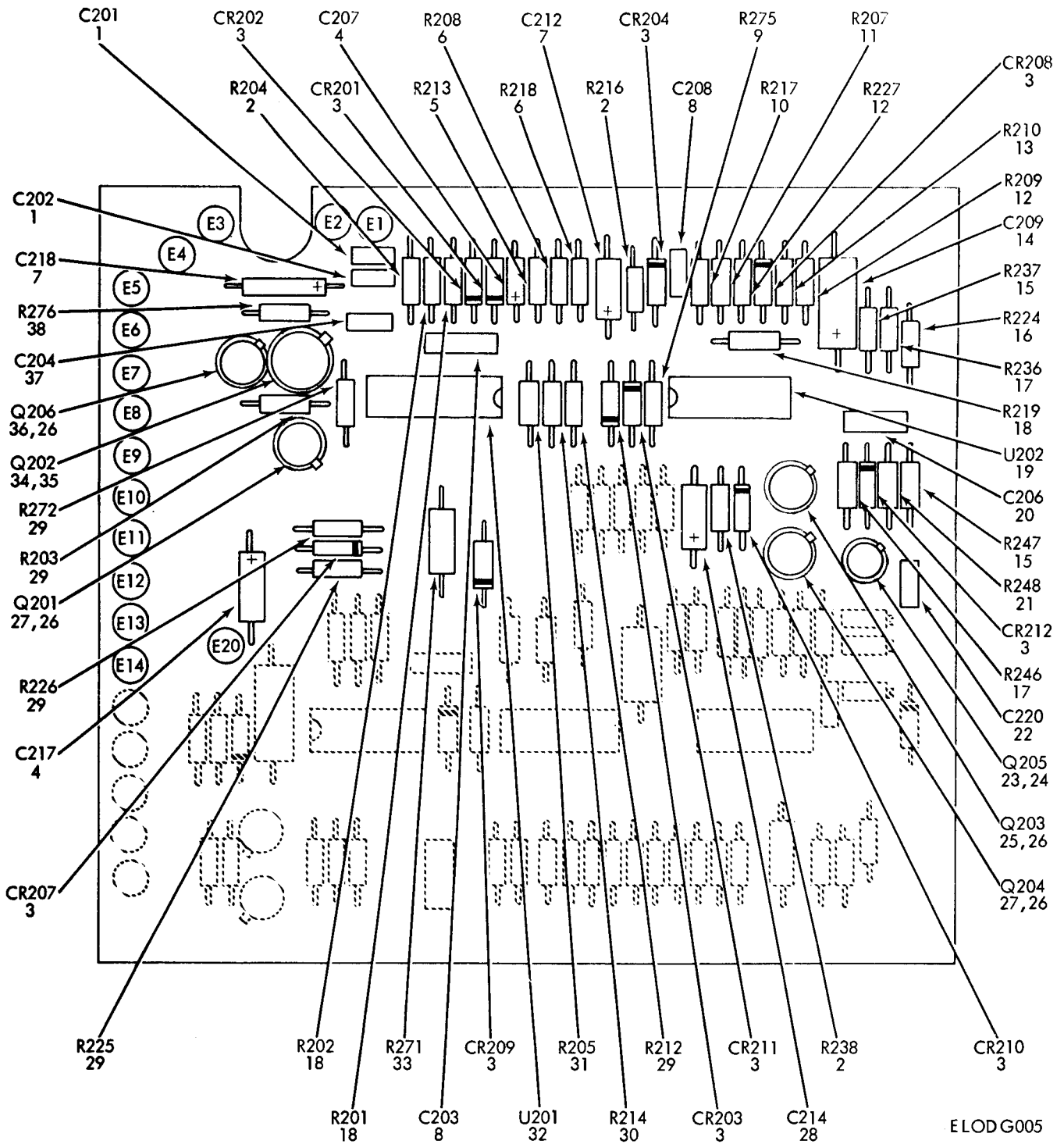


Figure 3. ① Printed circuit board assembly 0A (sheet 1 of 2).

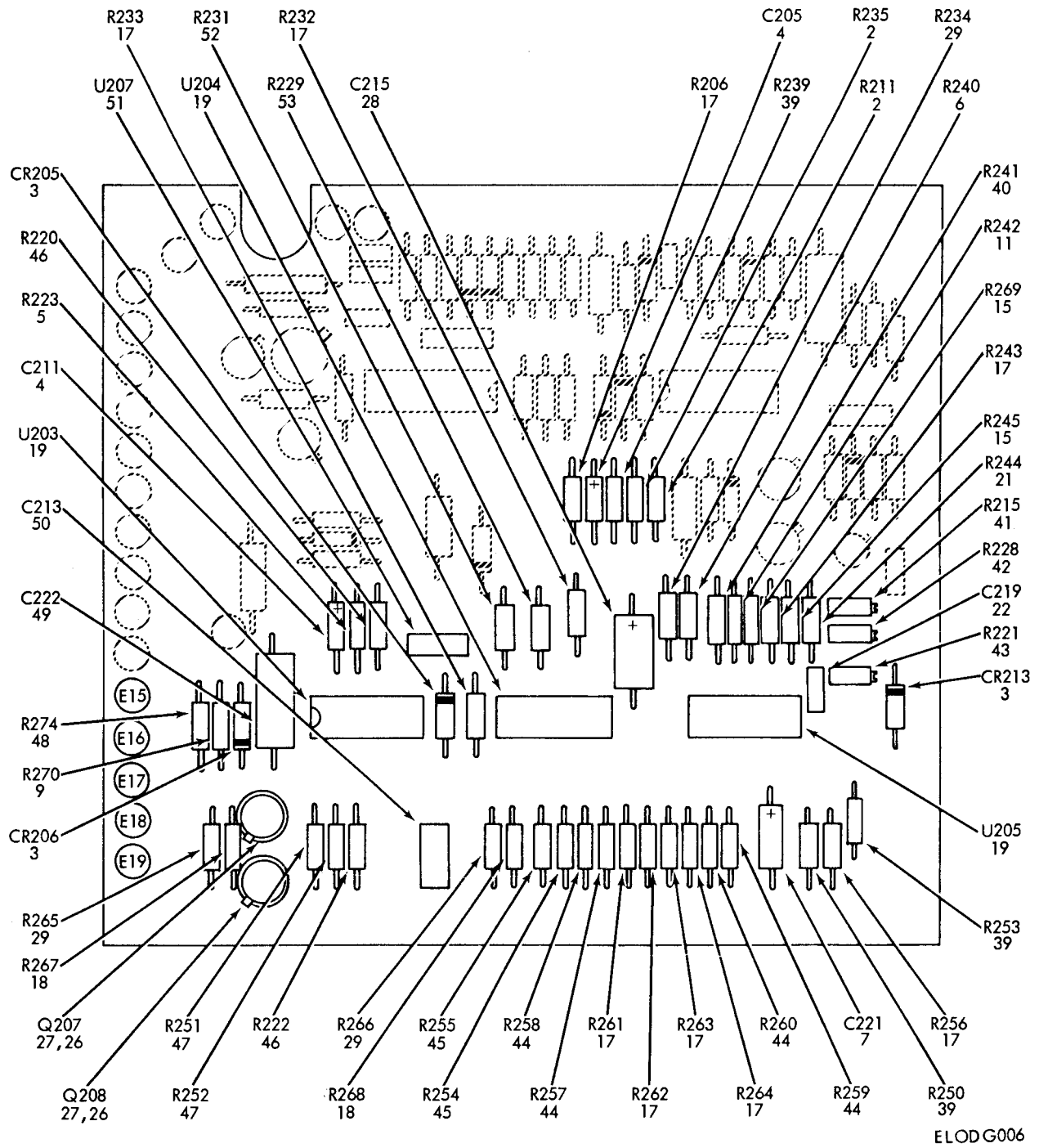


Figure 3. © Printed circuit board assembly 0A (sheet 2 of 2).



## SECTION II. REPAIR PARTS LIST

TM11-6130-385-34P

(1)	(2)	(3)	(4)	(5)	(6)	(7)	(8)	
ILLUSTRATION								
(a)	(b)							
Fig No.	Item No.	SMR CODE	NATIONAL STOCK NUMBER	PART NUMBER	FSCM	DESCRIPTION	U/M	Qty Inc IN UNIT
						Usable on code		
						PRINTED CIRCUIT BOARD ASSEMBLY, 0A		
3	1	PAHZZ	5910-00-010-8666	M39014-01-1357	81349	CAPACITOR	EA	2
3	2	PAHZZ	5905-00-110-7620	RCR07G102JS	81349	RESISTOR	EA	5
3	3	PAHZZ	5961-00-404-9136	JAN1N5615	81349	DIODE	EA	13
3	4	PAHZZ	5910-00-068-4298	M39003-01-2356	81349	CAPACITOR	EA	4
3	5	PAHZZ	5905-00-111-4727	RCR07G272JS	81349	RESISTOR	EA	2
3	6	PAHZZ	5905-00-118-4559	RCR07G333JS	81349	RESISTOR	EA	3
3	7	PAHZZ	5910-00-935-3511	M39003-01-2286	81349	CAPACITOR	EA	3
3	8	PAHZZ	5910-00-513-5385	M39014-02-1218	81349	CAPACITOR	EA	2
3	9	PAHZZ	5905-00-106-1357	RCR07G563JS	81349	RESISTOR	EA	2
3	10	PAHZZ	5905-00-104-8357	RCR07G684JS	81349	RESISTOR	EA	1
3	11	PAFZZ	5905-00-485-4545	RCR07G334JS	81349	RESISTOR	EA	2
3	12	PAHZZ	5905-00-105-7765	RCR07G224JS	81349	RESISTOR	EA	2
3	13	PAHZZ	5905-00-141-1295	RCR07G243JS	81349	RESISTOR	EA	1
3	14	PAHZZ	5910-00-861-5108	M39003-01-2295	81349	CAPACITOR	EA	1
3	15	PAHZZ	5905-00-126-6683	RCR07G332JS	81349	RESISTOR	EA	4
3	16	PAHZZ	5905-00-115-3860	RCR07G183JS	81349	RESISTOR	EA	1
3	17	PAHZZ	5905-00-106-3666	RCR07G103JS	81349	RESISTOR	EA	11
3	18	PAHZZ	5905-00-105-7764	RCR07G222JS	81349	RESISTOR	EA	5
3	19	XDHZZ		SC25378L	04713	INTEGRATED CIRCUIT	EA	4
3	20	PAHZZ	5910-00-099-0538	M39014-02-1342	81349	CAPACITOR	EA	1
3	21	PAHZZ	5905-00-135-6046	RCR07G681JS	81349	RESISTOR	EA	2
3	22	PAHZZ	5910-00-600-6948	M39014-01-1225	81349	CAPACITOR	EA	2
3	23	PAHZZ	5961-00-076-8884	2N4220	04713	TRANSISTOR	EA	1
3	24	PAHZZ	5961-00-057-8519	10027	07047	TRANSIPAD	EA	1
3	25	PAHZZ	5961-00-476-6657	2N3799	04713	TRANSISTOR	EA	1
3	26	PAHZZ	5961-00-907-8719	10194	07047	TRANSIPAD	EA	6
3	27	PAHZZ	5961-00-477-7364	2N2907A	04713	TRANSISTOR	EA	4
3	28	PAHZZ	5910-00-483-6112	M39003-01-2256	81349	CAPACITOR	EA	2
3	29	PAHZZ	5905-00-114-0711	RCR07G472JS	81349	RESISTOR	EA	8
3	30	PAHZZ	5905-00-435-6374	RCR07G823JS	81349	RESISTOR	EA	1
3	31	PAHZZ	5905-00-119-3504	RCR07G273JS	81349	RESISTOR	EA	1
3	32	XDHZZ		CA3096AE	02735	INTEGRATED CIRCUIT	EA	1
3	33	PAHZZ	5905-00-126-6705	RCR20G4R7JS	81349	RESISTOR	EA	1
3	34	PAHZZ	5961-00-448-6717	2N5859	04713	TRANSISTOR	EA	1
3	35	PAHZZ	5970-00-904-2497	10019-1	07047	TRANSIPAD	EA	1
3	36	PAHZZ	5961-00-162-4433	2N930A	04713	TRANSISTOR	EA	1
3	37	PAHZZ	5910-00-111-5499	M39014-02-1350	81349	CAPACITOR	EA	1
3	38	PAHZZ	5905-00-400-4528	RCR07G124JS	81349	RESISTOR	EA	1
3	39	PAHZZ	5905-00-116-8556	RCR07G223JS	81349	RESISTOR	EA	3
3	40	PAHZZ	5905-00-106-9356	RCR07G203JS	81349	RESISTOR	EA	1

SECTION II. REPAIR PARTS LIST				TM11-6130-385-34P				(7)	(8)
(1)	(2)	(3)	(4)	(5)	(6)				
ILLUSTRATION									
(a)	(b)							Qty	
Fig No.	Item No.	SMR CODE	NATIONAL STOCK NUMBER	PART NUMBER	FSCM	DESCRIPTION	Usable on code	U/M	Inc IN UNIT
3	41	PAHZZ	5905-00-432-0792	3262X-1-102	80294	POTENTIOMETER		EA	1
3	42	PAHZZ	5905-00-186-2202	3262X-1-502	80294	POTENTIOMETER		EA	1
3	43	PAHZZ	5905-00-009-2973	3262X-1-203	80294	POTENTIOMETER		EA	1
3	44	PAHZZ	5905-00-141-0744	RCR07G562JS	81349	RESISTOR		EA	4
3	45	PAHZZ	5905-00-111-1679	RCR07G512JS	81349	RESISTOR		EA	2
3	46	PAHZZ	5905-00-141-1183	RCR07G101JS	81349	RESISTOR		EA	2
3	47	PAHZZ	5905-00-114-0708	RCR07G202JS	81349	RESISTOR		EA	2
3	48	PAHZZ	5905-00-110-7622	RCR07G682JS	81349	RESISTOR		EA	1
3	49	XDHZZ		JA2B105K14	27556	CAPACITOR		EA	1
3	50	XDHZZ		BP2A223F	27556	CAPACITOR		EA	1
3	51	XDHZZ		352A0014	10109	TEMP. COMPENSATION		EA	1
3	52	PAHZZ	5905-00-126-6710	RCR07G185JS	81349	RESISTOR		EA	1
3	53	PAHZZ	5905-00-115-8055	RCR07G393JS	81349	RESISTOR		EA	1

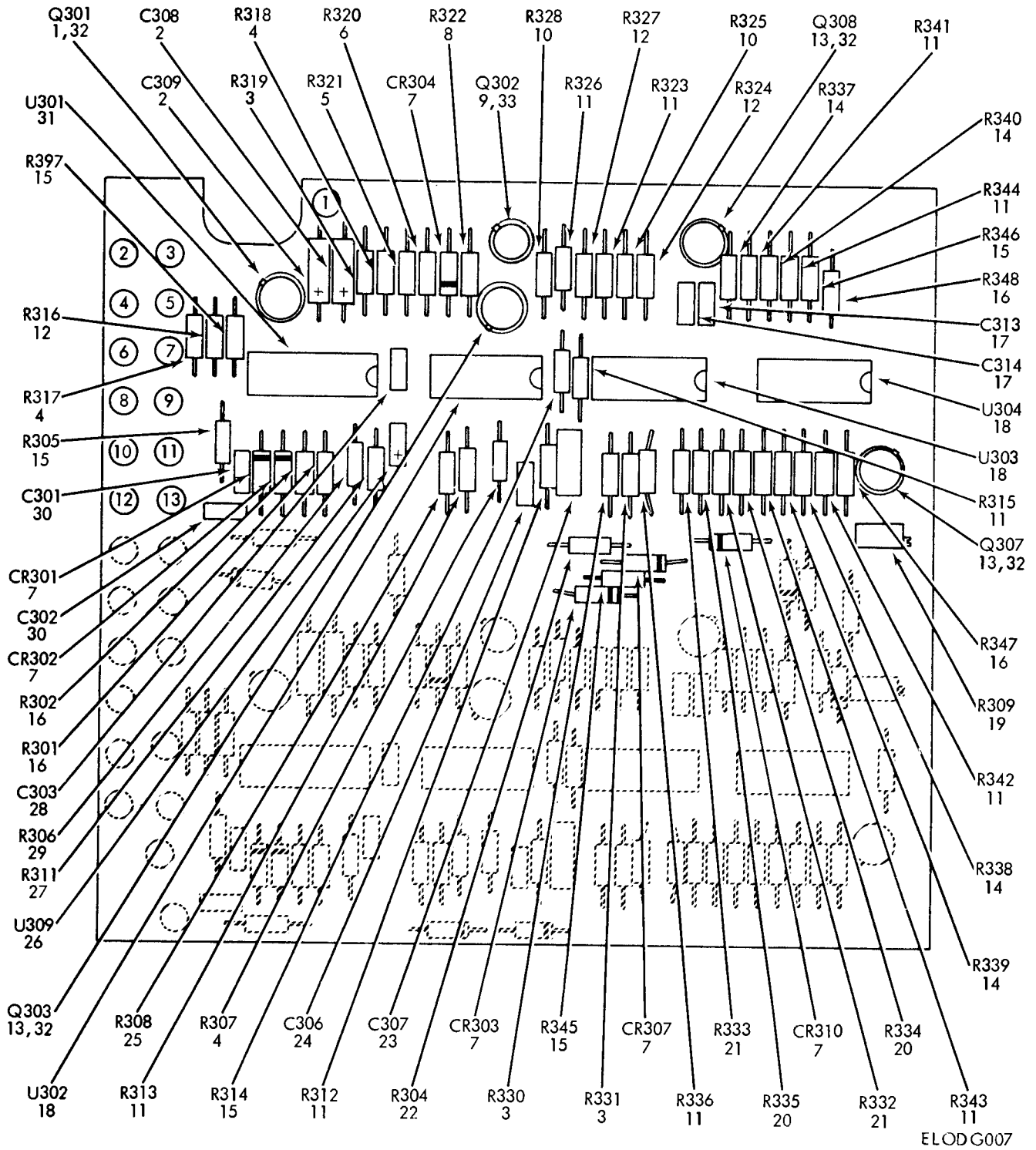


Figure 4. ① Printed circuit board assembly, 0B and 0C (sheet 1 of 2).



## SECTION II. REPAIR PARTS LIST

TM11-6130-385-34P

(1)	(2)	(3)	(4)	(5)	(6)	(7)	(8)		
ILLUSTRATION									
(a)	(b)								
Fig No.	Item No.	SMR CODE	NATIONAL STOCK NUMBER	PART NUMBER	FSCM	DESCRIPTION	Usable on code	U/M	Qty Inc IN UNIT
						PRINTED CIRCUIT BOARD ASSEMBLY, 0B AND 0C			
4	1	PAHZZ	5961-00-476-6657	2N3799	04713	TRANSISTOR		EA	2
4	2	PAHZZ	5910-00-483-6112	M39003-01-2256	81349	CAPACITOR		EA	4
4	3	PAHZZ	5905-00-116-8556	RCR07G223JS	81349	RESISTOR		EA	6
4	4	PAHZZ	5905-00-110-7620	RCR07G102JS	81349	RESISTOR		EA	6
4	5	PAHZZ	5905-00-118-4559	RCR07G333JS	81349	RESISTOR		EA	2
4	6	PAHZZ	5905-00-106-9356	RCR07G203JS	81349	RESISTOR		EA	2
4	7	PAHZZ	5961-00-404-9136	JAN1N5615	81349	DIODE		EA	14
4	8	PAHZZ	5905-00-485-4545	RCR07G334JS	81349	RESISTOR		EA	2
4	9	PAHZZ	5961-00-076-8884	2N4220	04713	TRANSISTOR		EA	2
4	10	PAHZZ	5905-00-135-6046	RCR07G681JS	81349	RESISTOR		EA	4
4	11	PAHZZ	5905-00-106-3666	RCR07G103JS	81349	RESISTOR		EA	20
4	12	PAHZZ	5905-00-126-6683	RCR07G332JS	81349	RESISTOR		EA	6
4	13	PAHZZ	5961-00-477-7364	2N2907A	04713	TRANSISTOR		EA	6
4	14	PAHZZ	5905-00-141-0744	RCR07G562JS	81349	RESISTOR		EA	8
4	15	PAHZZ	5905-00-114-0711	RCR07G472JS	81349	RESISTOR		EA	10
4	16	PAHZZ	5905-00-105-7764	RCR07G222JS	81349	RESISTOR		EA	8
4	17	PAHZZ	5910-00-600-6948	M39014-01-1225	81349	CAPACITOR		EA	4
4	18	XDHZZ		SC25378L	04713	INTEGRATED CIRCUIT		EA	6
4	19	PAHZZ	5905-00-186-2202	3262X-1-502	80294	POTENTIOMETER		EA	2
4	20	PAHZZ	5905-00-111-1679	RCR07G512JS	81349	RESISTOR		EA	4
4	21	PAHZZ	5905-00-114-0708	RCR07G202JS	81349	RESISTOR		EA	4
4	22	PAHZZ	5905-00-141-1183	RCR07G101JS	81349	RESISTOR		EA	4
4	23	XDHZZ		BP2A223F	27556	CAPACITOR		EA	2
4	24	PAHZZ	5910-00-111-5499	M39014-02-1350	81349	CAPACITOR		EA	2
4	25	PAHZZ	5905-00-115-8055	RCR07G393JS	81349	RESISTOR		EA	2
4	26	XDHZZ		352A0014	10109	TEMP. COMPENSATION		EA	2
4	27	PAHZZ	5905-00-126-6710	RCR07G185JS	81349	RESISTOR		EA	2
4	28	PAHZZ	5910-00-513-5385	M39014-02-1218	81349	CAPACITOR		EA	2
4	29	PAHZZ	5905-00-119-3504	RCR07G273JS	81349	RESISTOR		EA	2
4	30	PAHZZ	5910-00-010-8666	M39014-01-1357	81349	CAPACITOR		EA	4
4	31	XDHZZ		CA3096AE	02735	INTEGRATED CIRCUIT		EA	2
4	32	PAHZZ	5961-00-907-8714	10194 DAP	07047	TRANSIPAD		EA	8
4	33	XDHZZ	5961-00-057-8519	10027	07047	TRANSIPAD		EA	2



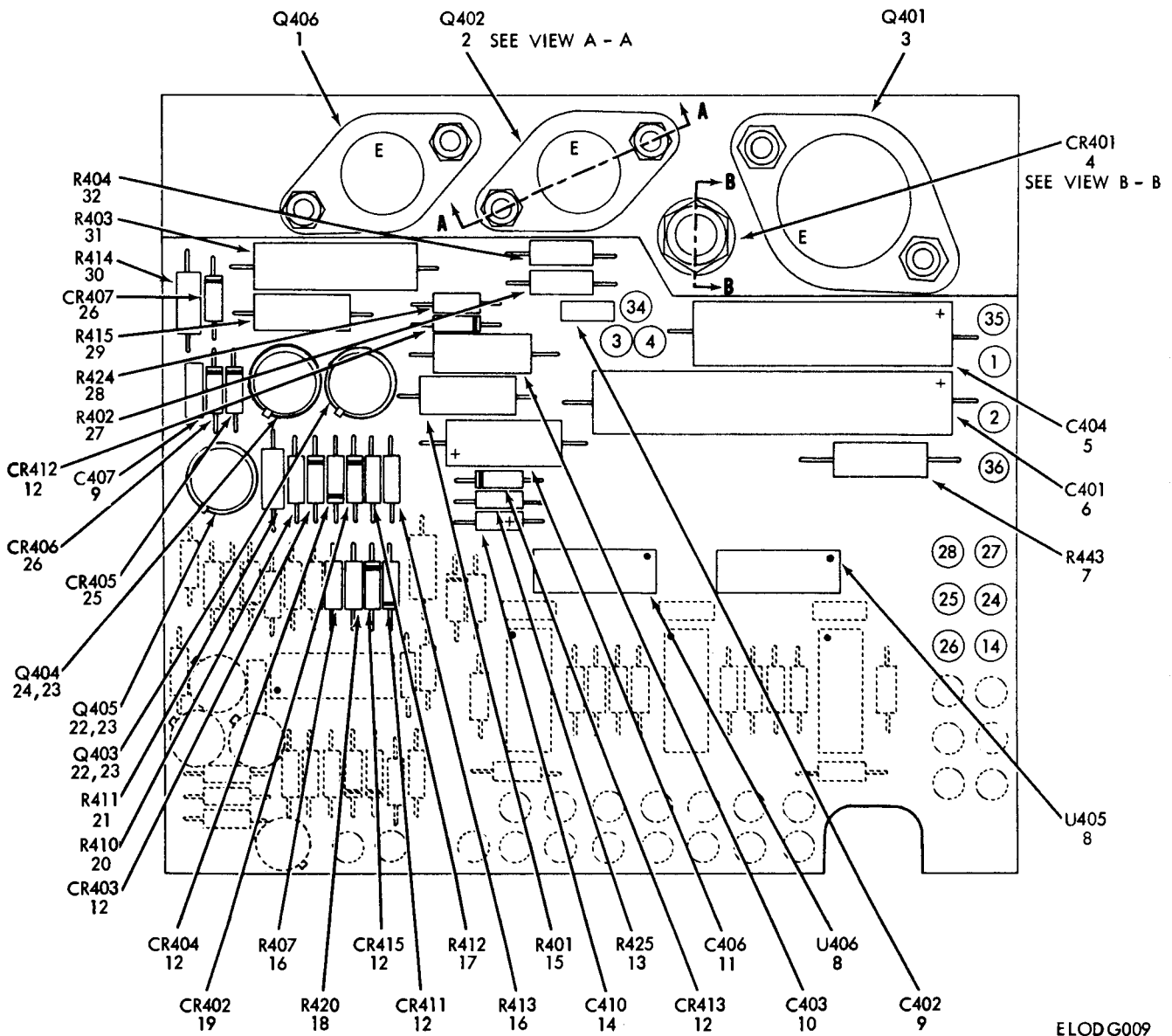
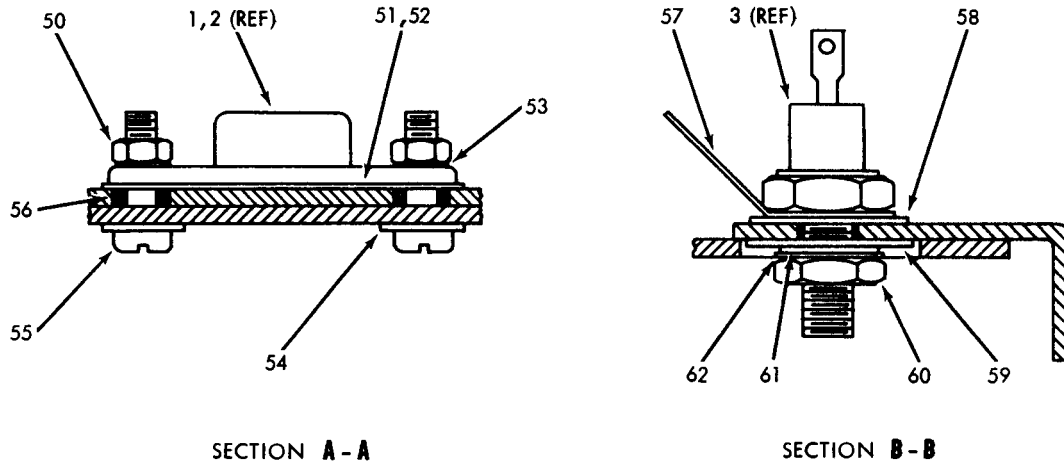
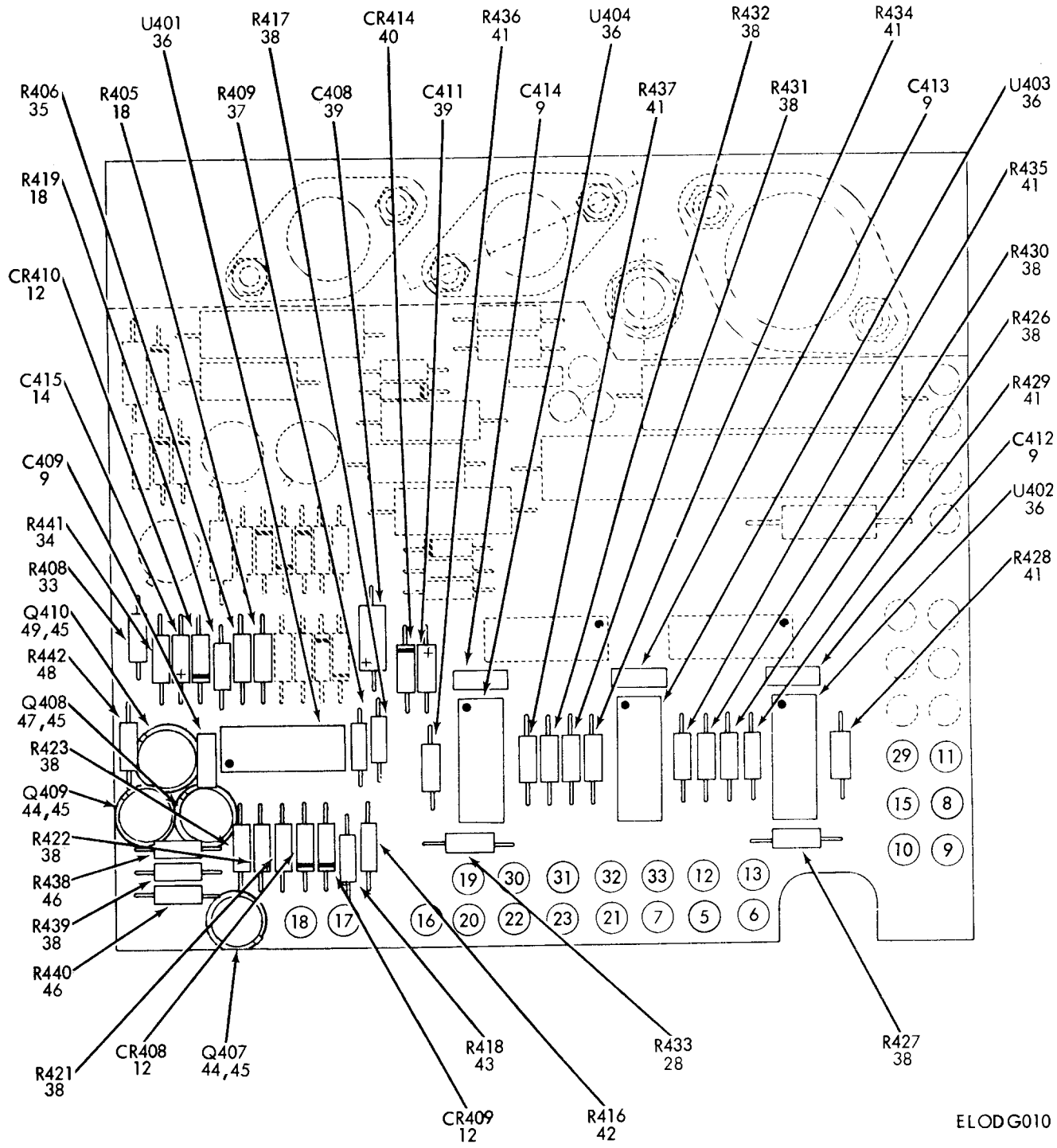


Figure 5. © Printed circuit board assembly, dc voltage regulator and data drive (sheet 1 of 2).



ELODG010

Figure 5. ② Printed circuit board assembly, dc voltage regulator and data drive (sheet 2 of 2).



## SECTION II. REPAIR PARTS LIST

TM11-6130-385-34P

(1)	(2)	(3)	(4)	(5)	(6)	(7)	(8)	
ILLUSTRATION								
(a)	(b)							
Fig No.	Item No.	SMR CODE	NATIONAL STOCK NUMBER	PART NUMBER	FSCM	DESCRIPTION	U/M	Qty Inc IN UNIT
						Usable on code		
						PCB ASSEMBLY, DC VOLTAGE REGULATOR AND OUTPUT DRIVE		
5	1	PAHZZ	5961-00-439-3749	2N3739	81349	TRANSISTOR	EA	1
5	2	PAHZZ	5961-00-456-9034	2N4900	04713	TRANSISTOR	EA	1
5	3	PAHZZ	5961-00-484-5194	2N5303	04713	TRANSISTOR	EA	1
5	4	XDHZZ		1N3890R	04713	DIODE	EA	1
5	5	PAHZZ	5910-00-114-0219	600D397G015DJ4	56289	CAPACITOR	EA	1
5	6	PAHZZ	5910-00-945-9880	600D157G050DL4	56289	CAPACITOR	EA	1
5	7	PAHZZ	5905-00-486-6989	RCR32G9R1JS	81349	RESISTOR	EA	1
5	8	PAHZZ	5962-00-284-1934	SN5405	01295	INTEGRATED CIRCUIT	EA	2
5	9	PAHZZ	5910-00-111-5499	M39014-02-1350	81349	CAPACITOR	EA	6
5	10	XDHZZ		JA2B105K14	27556	CAPACITOR	EA	1
5	11	PAHZZ	5910-00-833-6762	M39003-01-2503	81349	CAPACITOR	EA	1
5	12	PAHZZ	5961-00-404-9136	JAN1N5615	81349	DIODE	EA	9
5	13	PAHZZ	5905-00-110-7620	RCR07G102JS	81349	RESISTOR	EA	1
5	14	PAHZZ	5910-00-829-3304	M39003-01-2254	81349	CAPACITOR	EA	2
5	15	PAHZZ	5905-00-111-8372	RCR32G222JS	81349	RESISTOR	EA	1
5	16	PAHZZ	5905-00-492-5420	RNC55H3320FS	81349	RESISTOR	EA	1
5	17	PAHZZ	5905-00-492-2173	RNC55H4750FS	81349	RESISTOR	EA	1
5	18	PAHZZ	5905-00-105-7764	RCR07G222JS	81349	RESISTOR	EA	4
5	19	PAHZZ	5961-00-951-8868	1N829	03877	DIODE	EA	1
5	20	PAHZZ	5905-00-104-8368	RCR07G470JS	81349	RESISTOR	EA	1
5	21	PAHZZ	5905-00-141-1168	RCR20G222JS	81349	RESISTOR	EA	1
5	22	PAHZZ	5961-00-730-3284	2N2405	04713	TRANSISTOR	EA	2
5	23	PAHZZ	5970-00-904-2497	10019-1	07047	TRANSIPAD	EA	3
5	24	PAHZZ	5961-00-448-6717	2N5859	04713	TRANSISTOR	EA	1
5	25	PAHZZ	5961-00-409-3632	1N5338B	04713	DIODE	EA	1
5	26	PAHZZ	5961-00-617-4347	1N645	01295	DIODE	EA	2
5	27	PAHZZ	5905-00-114-5388	RCR20G220JS	81349	RESISTOR	EA	1
5	28	PAHZZ	5905-00-111-4858	RCR20G471JS	81349	RESISTOR	EA	1
5	29	PAHZZ	5905-00-111-8357	RW69V681JS	81349	RESISTOR	EA	1
5	30	PAHZZ	5905-00-126-6705	RCR20G4R7JS	81349	RESISTOR	EA	1
5	31	PAHZZ	5905-00-060-0524	RW67V201	81349	RESISTOR	EA	1
5	32	PAHZZ	5905-00-997-8076	EB20G5	01121	RESISTOR	EA	1
5	33	PAHZZ	5905-00-116-2394	RCR07G511JS	81349	RESISTOR	EA	1
5	34	PAHZZ	5905-00-110-0388	RCR07G104JS	81349	RESISTOR	EA	1
5	35	PAHZZ	5905-00-244-6934	RCR07G824JS	81349	RESISTOR	EA	1
5	36	XDHZZ		SC25378L	04713	INTEGRATED CIRCUIT	EA	4
5	37	PAHZZ	5905-00-106-9356	RCR07G203JS	81349	RESISTOR	EA	1
5	38	PAHZZ	5905-00-114-0711	RCR07G472JS	81349	RESISTOR	EA	11
5	39	PAHZZ	5910-00-068-4298	M39003-01-2356	81349	CAPACITOR	EA	2
5	40	PAHZZ	5961-00-930-2765	1N748A	01295	DIODE	EA	1
5	41	PAHZZ	5905-00-106-3666	RCR07G103JS	81349	RESISTOR	EA	6
5	42	PAHZZ	5905-00-105-7768	RCR07G561JS	81349	RESISTOR	EA	1

SECTION II. REPAIR PARTS LIST				TM11-6130-385-34P				(7)	(8)
(1)	(2)	(3)	(4)	(5)	(6)				
ILLUSTRATION									
(a)	(b)								
Fig No.	Item No.	SMR CODE	NATIONAL STOCK NUMBER	PART NUMBER	FSCM	DESCRIPTION	Usable on code	U/M	Qty Inc IN UNIT
5	43	PAHZZ	5905-00-119-3504	RCR07G273JS	81349	RESISTOR		EA	1
5	44	PAHZZ	5961-00-477-7364	2N2907A	04713	TRANSISTOR		EA	2
5	45	PAHZZ	5961-00-907-8714	10194	07047	TRANSIPAD		EA	4
5	46	PAHZZ	5905-00-116-8556	RCR07G223JS	81349	RESISTOR		EA	2
5	47	PAHZZ	5961-00-068-9152	2N2369	07263	TRANSISTOR		EA	1
5	48	PAHZZ	5905-00-116-2394	RCR07G511JS	81349	RESISTOR		EA	1
5	49	PAHZZ	5961-00-162-4433	2N930A	27014	TRANSISTOR		EA	1
5	50	PAHZZ	5310-00-934-9948	MS35649-244	96906	NUT		EA	6
5	51	PAHZZ	5970-00-023-6246	TA2402A	08289	INSULATOR, TRANSISTOR		EA	2
5	52	PAHZZ	5970-00-756-4801	DM123	08289	INSULATOR, TRANSISTOR		EA	1
5	53	PAHZZ	5310-00-560-3715	MS35333-70	96906	WASHER, LOCK		EA	6
5	54	PAHZZ	5310-00-782-1349	MS15795-804	96906	WASHER, FLAT		EA	6
5	55	PAHZZ	5305-00-054-5651	MS51957-17	96906	SCREW		EA	6
5	56	PAHZZ	5365-00-134-3170	121SC	05616	BUSHING, INSULATOR		EA	6
5	57	PAHZZ	5940-00-849-8394	520	79963	LUG, SOLDER		EA	1
5	58	XDHZZ		MW562-203-002	08289	WASHER, MICA		EA	1
5	59	XDHZZ		722200-019	10109	WASHER, SHOULDER, NYLON		EA	1
5	60	PAHZZ	5310-00-934-9765	MS35650-304	96906	NUT, HEX		EA	1
5	61	PAHZZ	5310-00-883-9384	MS15795-842	96906	WASHER, FLAT		EA	1
5	62	PAHZZ	5310-00-543-5933	MS35333-73	96906	WASHER, LOCK		EA	1

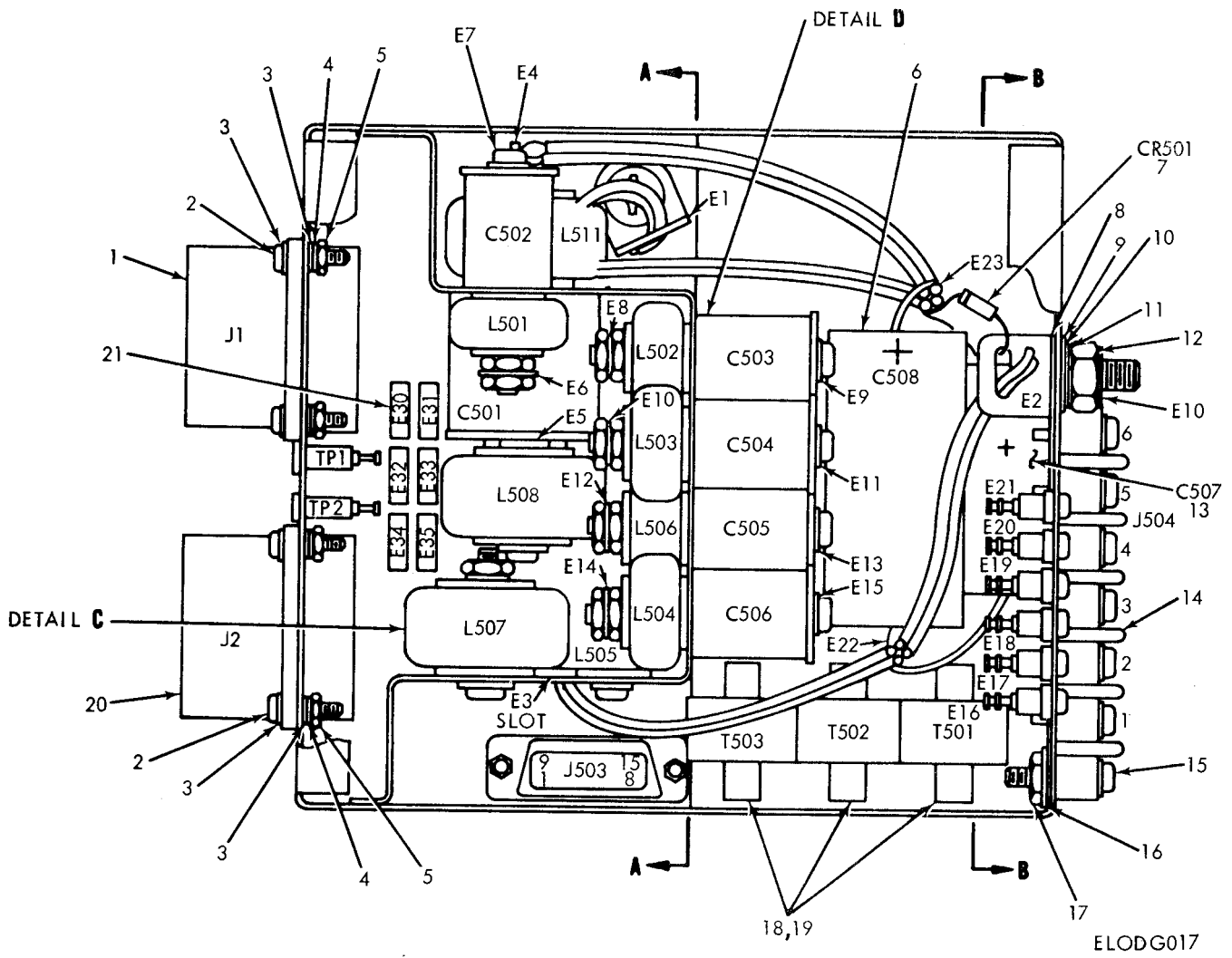
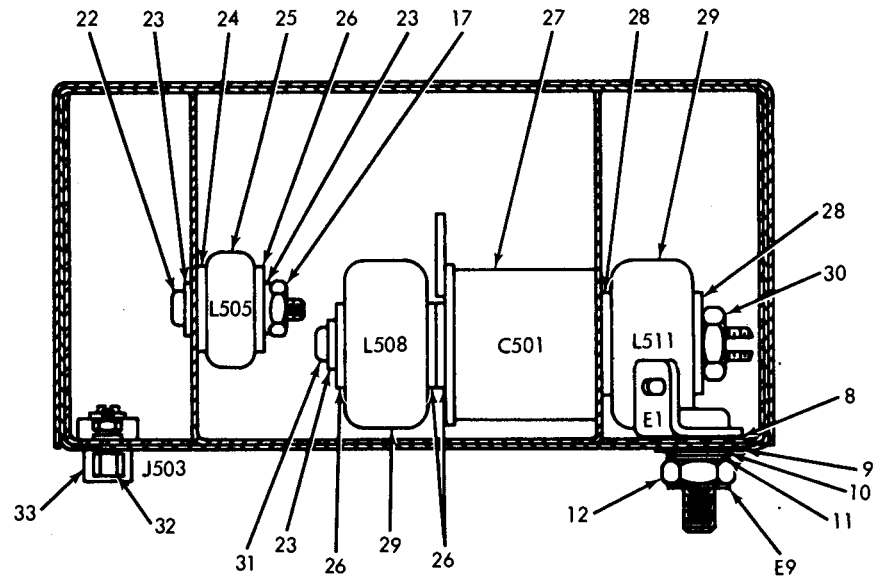
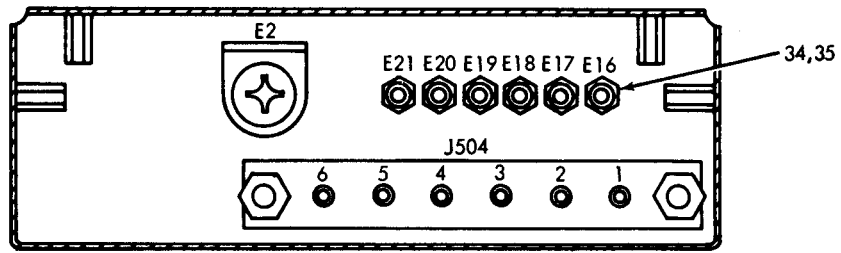


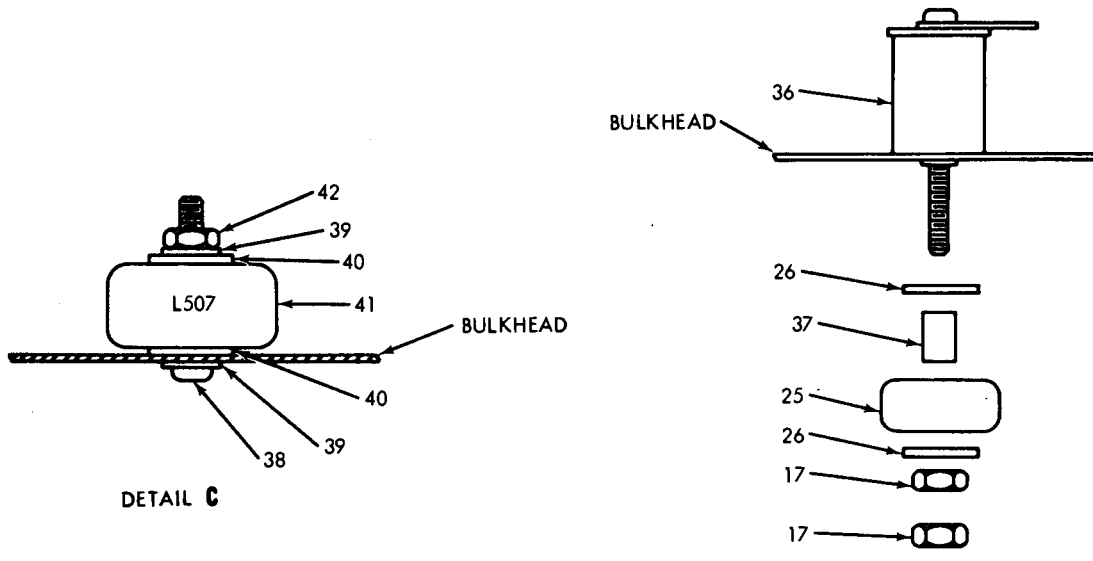
Figure 6. © Filter assembly (sheet 1 of 2).



SECTION A-A



SECTION B-B



DETAIL C

DETAIL D

ELODG018

Figure 6. ② Filter assembly (sheet 2 of 2).

## SECTION II. REPAIR PARTS LIST

TM11-6130-385-34P

(1)	(2)	(3)	(4)	(5)	(6)	(7)	(8)	
ILLUSTRATION								
(a)	(b)							
Fig No.	Item No.	SMR CODE	NATIONAL STOCK NUMBER	PART NUMBER	FSCM	DESCRIPTION	U/M	Qty Inc IN UNIT
						Usable on code		
						FILTER ASSEMBLY		
6	1	PAHZZ	5935-00-400-9567	MS3102R22-6P	96906	CONNECTOR	EA	1
6	2	PAHZZ	5305-00-054-5651	MS51957-17	96906	SCREW	EA	8
6	3	PAHZZ	5310-00-680-6336	NAS620-4	80205	WASHER, FLAT	EA	16
6	4	PAHZZ	5310-00-933-8118	MS35338-135	96906	WASHER, LOCK	EA	8
6	5	PAHZZ	5310-00-810-7785	NAS671-4	80205	NUT	EA	8
6	6	PAHZZ	5910-00-894-6487	601D108G050JL2	56289	CAPACITOR	EA	1
6	7	PAHZZ	5961-00-145-3355	1N5550	14099	DIODE	EA	1
6	8	XDHZZ		2646-31027N253	06540	WASHER	EA	2
6	9	XDHZZ		2264N253	06540	WASHER	EA	2
6	10	PAHZZ	5310-00-754-1686	NAS620-416L	80205	WASHER	EA	2
6	11	PAHZZ	5310-00-543-2740	MS35333-74	96906	WASHER, LOCK	EA	2
6	12	PAHZZ	5310-00-869-1018	MS35650-3255	96906	NUT	EA	2
6	13	XDHZZ		61404-2133	10109	CAPACITOR	EA	1
6	14	PAHZZ	5940-00-926-9820	699-2104-6	75382	BLOCK, TERMINAL	EA	1
6	15	PAHZZ	5305-00-054-6656	MS51957-32	96906	SCREW	EA	2
6	16	PAHZZ	5310-00-622-9531	NAS620-6	80205	WASHER	EA	2
6	17	PAHZZ	5310-00-934-9761	MS35649-264	96906	NUT	EA	13
6	18	XDHZZ		4074050-00	10109	TRANSFORMER	EA	3
6	19	PAHZZ	5305-00-054-5647	MS51957-13	96906	SCREW	EA	6
6	20	PAHZZ	5935-00-802-3789	MS3102R22-5S	96906	CONNECTOR	EA	1
6	21	XDHZZ		T44-41S	12856	CORE, TOROIDAL	EA	6
6	22	PAHZZ	5305-00-054-6657	MS51957-33	96906	SCREW	EA	1
6	23	PAHZZ	5310-00-082-1402	MS27183-6	96906	WASHER	EA	3
6	24	XDHZZ		2717-27927N140	06540	WASHER	EA	1
6	25	XDHZZ		4074048-00	10109	INDUCTOR	EA	6
6	26	XDHZZ		2326N141	06540	WASHER	EA	14
6	27	XDHZZ		C2308	14752	CAPACITOR	EA	1
6	28	XDHZZ		2329N253	06540	WASHER	EA	2
6	29	XDHZZ		4074054-00	10109	INDUCTOR	EA	2
6	30	PAHZZ	5310-00-855-1102	MS35649-2255	96906	NUT	EA	1
6	31	PAHZZ	5305-00-054-6658	MS51957-34	96906	SCREW	EA	1
6	32	PAHZZ	5935-00-898-0494	D20418-2	71468	SCREW, LOCK	EA	2
6	33	PAHZZ	5935-00-228-2754	DAM15P	71468	CONNECTOR	EA	1
6	34	PAHZZ	5940-00-733-7235	1411B	08145	TERMINAL	EA	6
6	35	PAHZZ	5305-00-054-5644	MS51957-11	96906	SCREW	EA	6
6	36	XDHZZ		C2311	14752	CAPACITOR	EA	5
6	37	XDHZZ		9226N140	06540	SPACER	EA	5
6	38	PAHZZ	5305-00-054-6675	MS51957-50	96906	SCREW	EA	1
6	39	PAHZZ	5310-00-765-3197	MS27183-41	96906	WASHER	EA	2
6	40	XDHZZ		2326N171	06540	WASHER	EA	3
6	41	XDHZZ		4074051-00	10109	INDUCTOR	EA	1
6	42	XDHZZ		MS35649-284	96906	NUT	EA	1

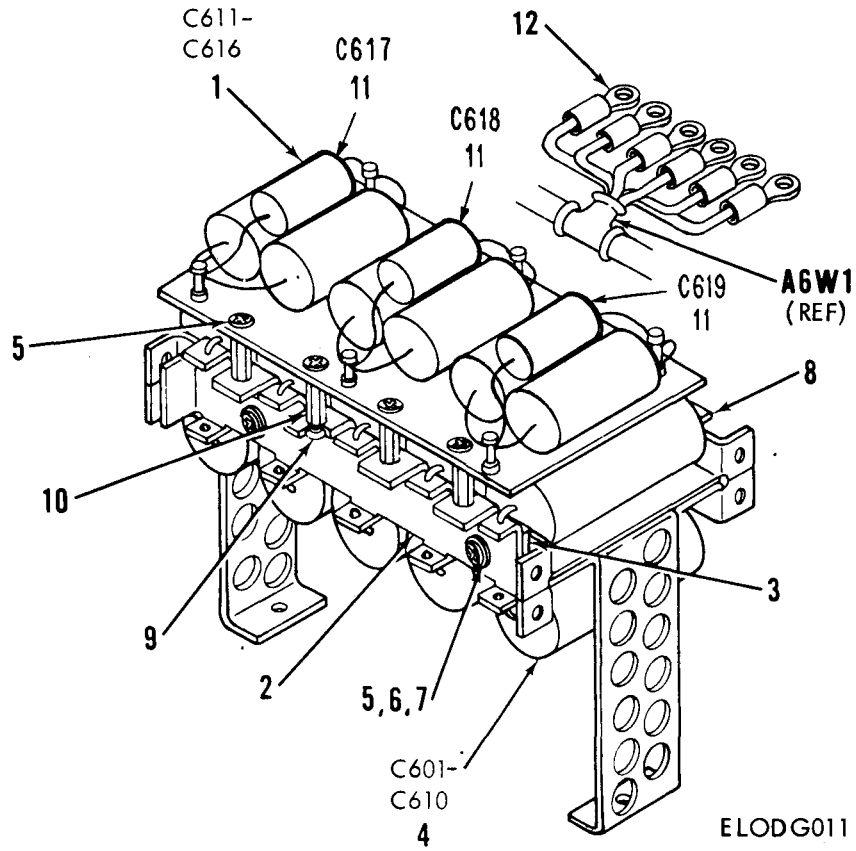


Figure 7. Capacitor assembly.

## SECTION II. REPAIR PARTS LIST

TM11-6130-385-34P

(1)	(2)	(3)	(4)	(5)	(6)	(7)	(8)		
ILLUSTRATION									
(a)	(b)								
Fig No.	Item No.	SMR CODE	NATIONAL STOCK NUMBER	PART NUMBER	FSCM	DESCRIPTION	Usable on code	U/M	Qty Inc IN UNIT
						CAPACITOR ASSEMBLY			
7	1	XDHZZ		BA27C405K14	27556	CAPACITOR		EA	6
7	2	XDHZZ		352B6004	10109	BUS, CAPACITOR		EA	1
7	3	XDHZZ		352B6006	10109	INSULATOR		EA	2
7	4	PAHZZ	5910-00-394-6487	601D108G050JL2	56289	CAPACITOR		EA	10
7	5	PAHZZ	5305-00-054-5648	MS51957-14	96906	SCREW		EA	16
7	6	PAHZZ	5970-00-326-2941	722000-018	10109	WASHER, SHOULDER, NYLON		EA	8
7	7	PAHZZ	5310-00-782-1349	MS15795-804	96906	WASHER, FLAT		EA	8
7	8	XDHZZ		352B6005	10109	BUS, CAPACITOR		EA	1
7	9	PAHZZ	5305-00-763-6009	MS24693C1	96906	SCREW		EA	4
7	10	XDHZZ		SP440H10C	07757	SPACER		EA	4
7	11	XDHZZ		BA27C105K14	27556	CAPACITOR		EA	3
7	12	PAHZZ	5940-00-837-0072	31885	00779	LUG, CLINCH		EA	6





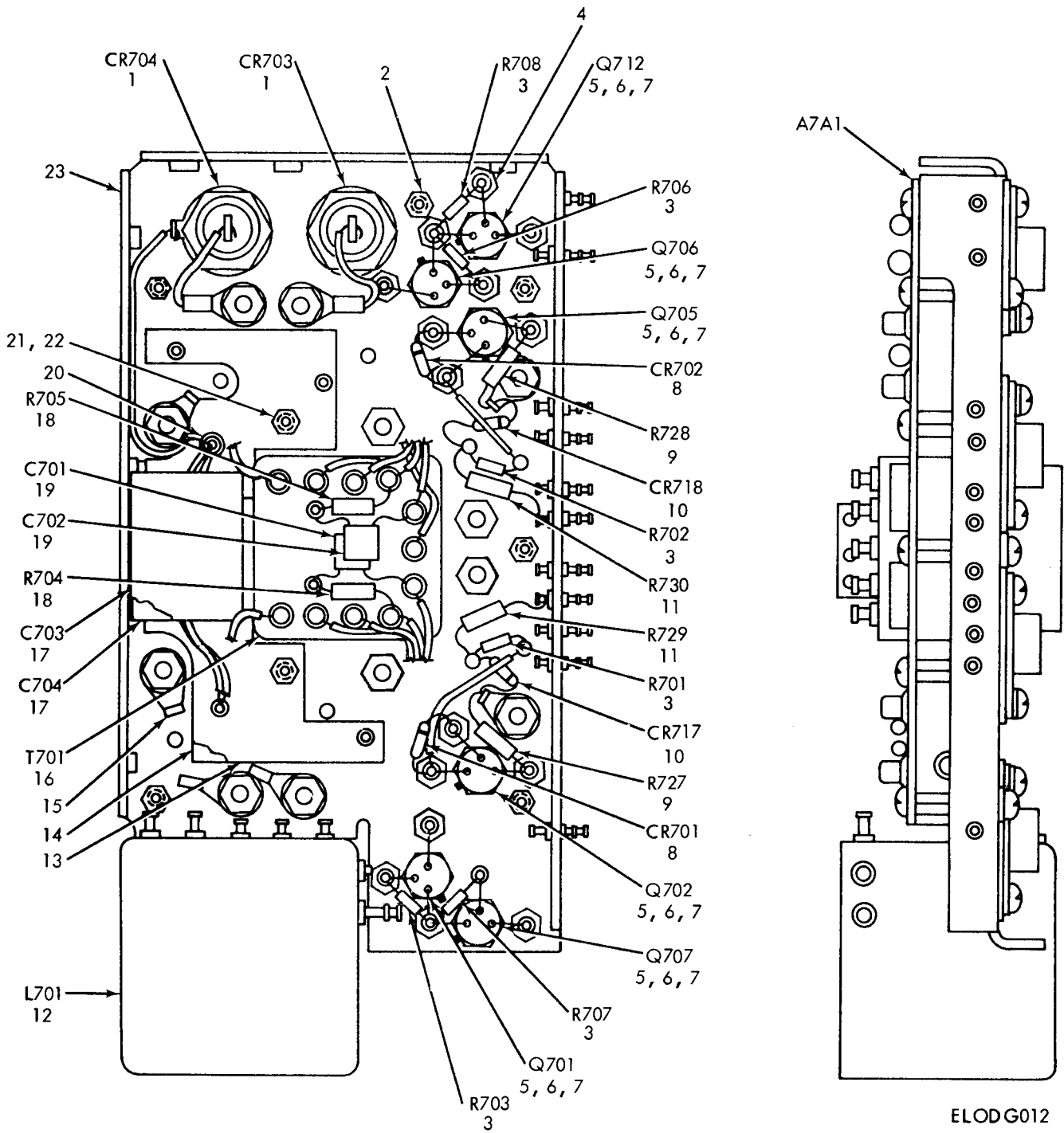


Figure 8. © Power switch module (sheet 1 of 2).

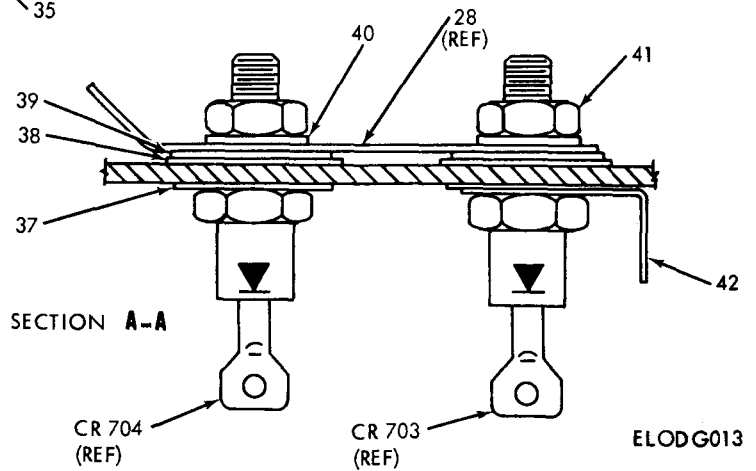
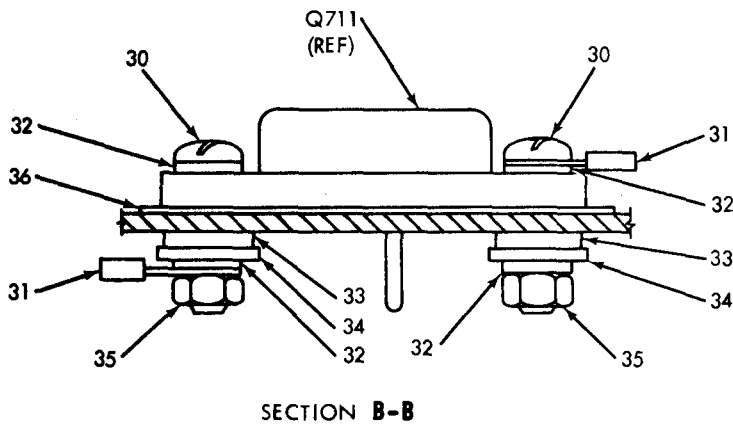
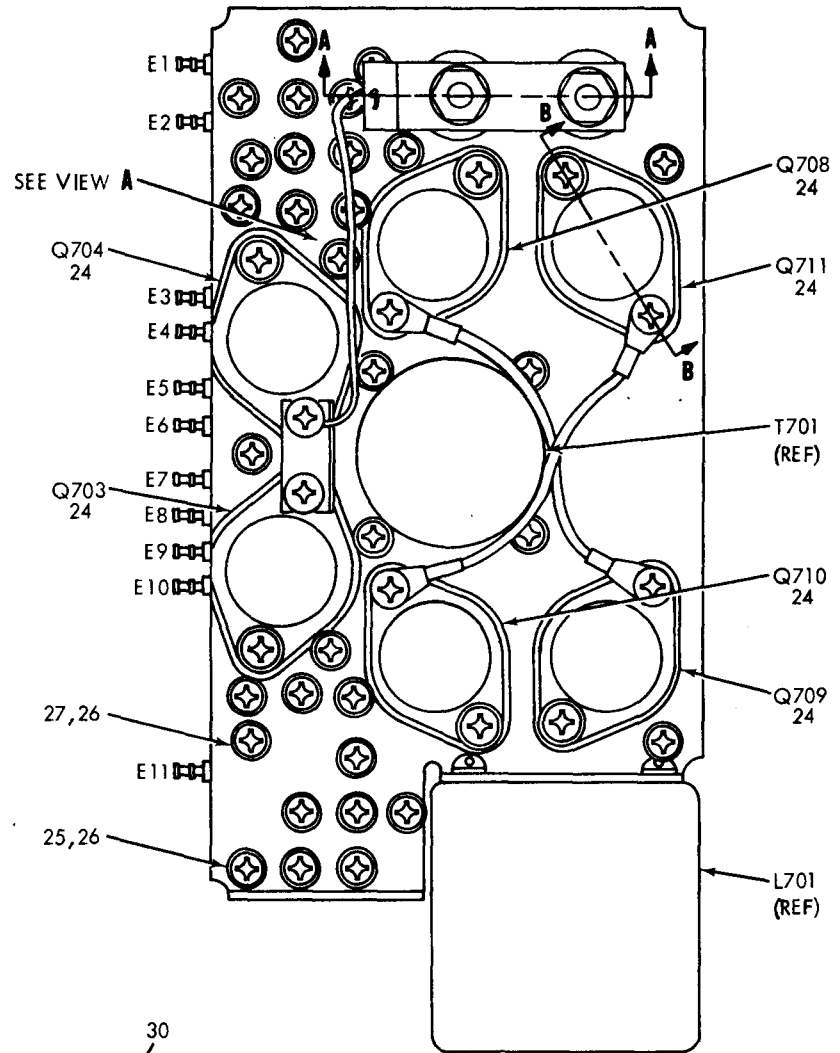
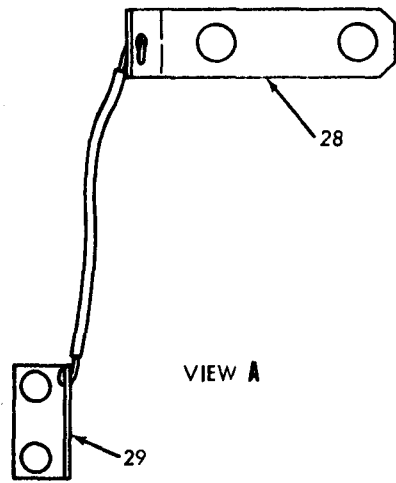


Figure 8. Ⓢ Power switch module (sheet 2 of 2).

## SECTION II. REPAIR PARTS LIST

TM11-6130-385-34P

(1)	(2)	(3)	(4)	(5)	(6)	(7)	(8)		
ILLUSTRATION									
(a)	(b)								
Fig No.	Item No.	SMR CODE	NATIONAL STOCK NUMBER	PART NUMBER	FSCM	DESCRIPTION	Usable on code	U/M	Qty Inc IN UNIT
						POWER SWITCH MODULE			
8	1	PAHZZ	5961-00-246-8674	1N3910	03508	DIODE		EA	2
8	2	PAHZZ	5340-00-882-0902	SP440H11C	07757	SPACER		EA	6
8	3	PAHZZ	5905-00-141-1183	RCR07G101JS	81349	RESISTOR		EA	6
8	4	PAHZZ	5940-00-733-7235	1411B	08145	TERMINAL		EA	16
8	5	PAHZZ	5961-00-525-6662	2N5336	07263	TRANSISTOR		EA	6
8	6	XDHZZ		2604TH5B	05820	HEAT SINK		EA	6
8	7	PAHZZ	5970-00-904-2497	10019-1	07047	TRANSIPAD		EA	6
8	8	XDHZZ		A114B	08798	DIODE		EA	2
8	9	XDHZZ	5905-00-997-8076	EB20G5	01121	RESISTOR		EA	2
8	10	XDHZZ		A115B	08798	DIODE		EA	2
8	11	PAHZZ	5905-00-141-1165	RCR20G682JS	81349	RESISTOR		EA	2
8	12	XDHZZ		352B7400	10109	TRANSFORMER, INDUCTOR		EA	1
8	13	XDHZZ		352B7300	10109	PLATE, GROUNDING		EA	1
8	14	XDHZZ		352B7600	10109	INSULATOR		EA	1
8	15	PAHZZ	5940-00-156-7344	1961	73734	TERMINAL		EA	4
8	16	XDHZZ		4074053-00	10109	TRANSFORMER		EA	1
8	17	XDHZZ		61404-2250	10109	CAPACITOR		EA	2
8	18	PAHZZ	5905-00-111-8357	RCR20G681JS	81349	RESISTOR		EA	2
8	19	PAHZZ	5910-00-513-5385	M39014-02-1218	81349	CAPACITOR		EA	2
8	20	PAHZZ	5305-00-763-6009	MS24693C1	96906	SCREW		EA	1
8	21	PAHZZ	5305-00-993-9189	MS24693C2	96906	SCREW		EA	2
8	22	XDHZZ		SP440H9C	07757	SPACER		EA	2
8	23	XDHZZ		352B7100	10109	HEAT SINK		EA	1
8	24	XDHZZ		SJ7244-2	04713	TRANSISTOR		EA	6
8	25	PAHZZ	5305-00-054-5646	MS51957-12	96906	SCREW		EA	14
8	26	PAHZZ	5310-00-560-3715	MS35333-70	96906	WASHER, LOCK		EA	32
8	27	PAHZZ	5305-00-054-5647	MS51957-13	96906	SCREW		EA	28
8	28	XDHZZ		352C7501	10109	LUG, DIODE		EA	1
8	29	XDHZZ		352C7502	10109	LUG, TRANSISTOR		EA	1
8	30	PAHZZ	5305-00-054-6654	MS51957-30	96906	SCREW		EA	12
8	31	XDHZZ		33216	00779	TERMINAL, RING		EA	8
8	32	PAHZZ	5310-00-616-3555	MS35333-71	96906	WASHER, LOCK		EA	44
8	33	PAHZZ	5970-00-326-2941	722200-018	10109	WASHER, SHOULDER		EA	12
8	34	PAHZZ	5305-00-071-1316	MS15795-806	96906	WASHER, FLAT		EA	12
8	35	PAHZZ	5310-00-934-9761	MS35649-264	96906	NUT, HEX		EA	12
8	36	PAHZZ	5970-00-756-4801	DM123	08289	INSULATOR, MICA		EA	6
8	37	XDHZZ		MW750-255-002	08289	INSULATOR, WASHER, MICA		EA	2
8	38	XDHZZ		140A362H08	05277	WASHER, SHOULDER		EA	2
8	39	PAHZZ	5310-00-582-5677	MS15795-810	96906	WASHER, FLAT		EA	2
8	40	PAHZZ	5310-00-543-2740	MS35333-74	96906	WASHER, LOCK		EA	2
8	41	PAHZZ	5310-00-400-5503	MS35650-3254	96906	NUT		EA	2
8	42	XDHZZ		571	79963	LUG		EA	1

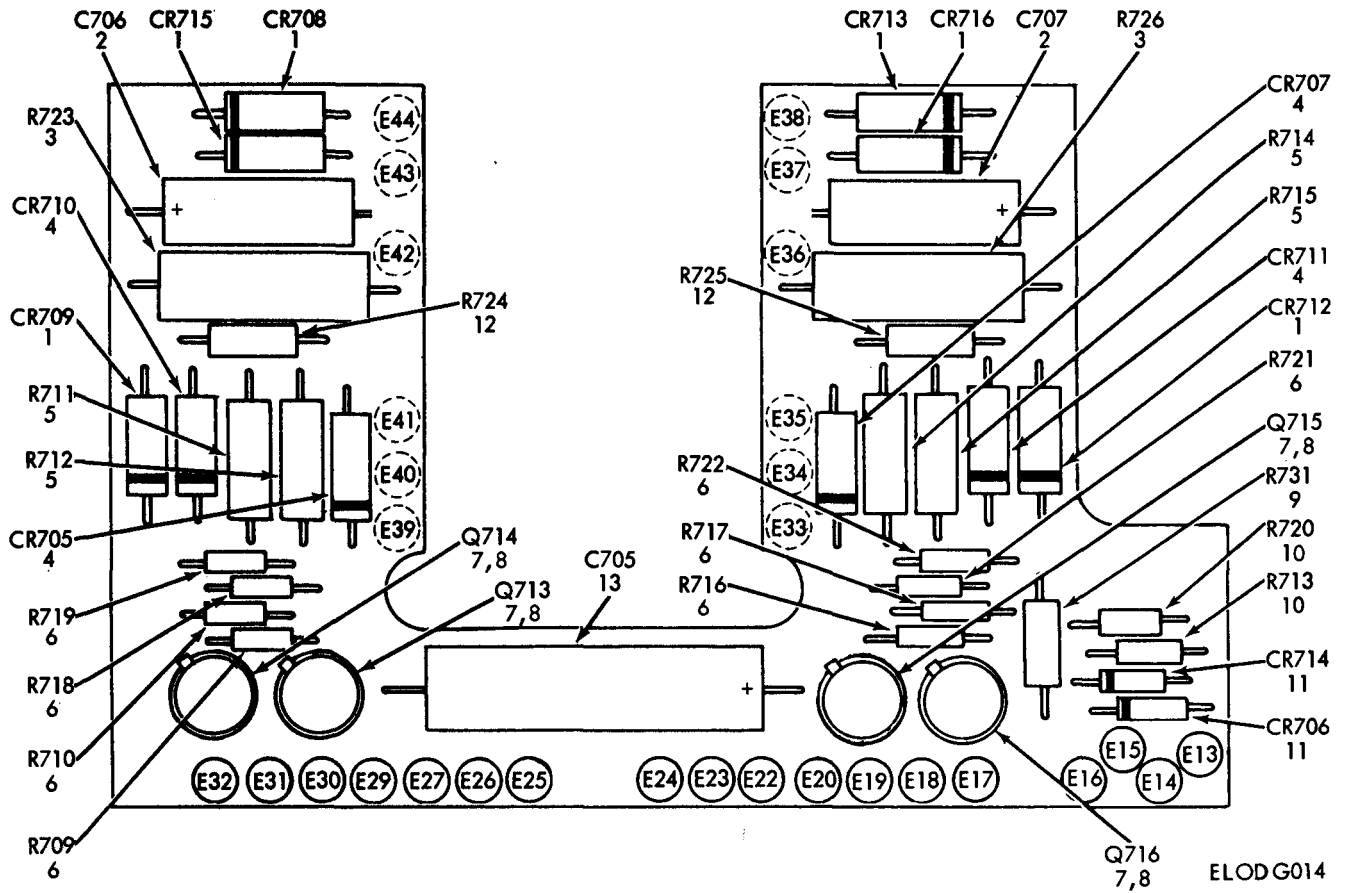


Figure 9. Printed circuit board assembly power switch.

## SECTION II. REPAIR PARTS LIST

TM11-6130-385-34P

(1)	(2)	(3)	(4)	(5)	(6)	(7)	(8)		
ILLUSTRATION									
(a)	(b)								
Fig No.	Item No.	SMR CODE	NATIONAL STOCK NUMBER	PART NUMBER	FSCM	DESCRIPTION	Usable on code	U/M	Qty Inc IN UNIT
						PRINTED CIRCUIT BOARD ASSEMBLY, POWER SWITCH			
9	1	XDHZZ		A115B	08798	DIODE, RECTIFIER		EA	6
9	2	PAHZZ	5910-00-168-1017	M39003-01-2251	81349	CAPACITOR		EA	2
9	3	PAHZZ	5905-00-952-7976	RW67V2R7	81349	RESISTOR		EA	2
9	4	PAHZZ	5961-00-334-4954	1N5367B	04713	DIODE, ZENER		EA	4
9	5	XDHZZ		T2A69	01686	RESISTOR		EA	4
9	6	PAHZZ	5905-00-131-6046	RCR07G681JS	81349	RESISTOR		EA	8
9	7	PAHZZ	5961-00-400-5973	2N4239	07263	TRANSISTOR		EA	4
9	8	PAHZZ	5970-00-904-2497	10019-1	07047	TRANSIPAD		EA	4
9	9	PAHZZ	5905-00-421-0623	RCR20G120JS	81349	RESISTOR		EA	1
9	10	PAHZZ	5905-00-141-1183	RCR07G101JS	81349	RESISTOR		EA	2
9	11	XDHZZ		A114B	08798	DIODE, RECTIFIER		EA	2
9	12	PAHZZ	5905-00-104-5755	RCR20G100JS	81349	RESISTOR		EA	2
9	13	PAHZZ	5910-00-114-0219	600D397G015DJ4	81349	CAPACITOR		EA	1

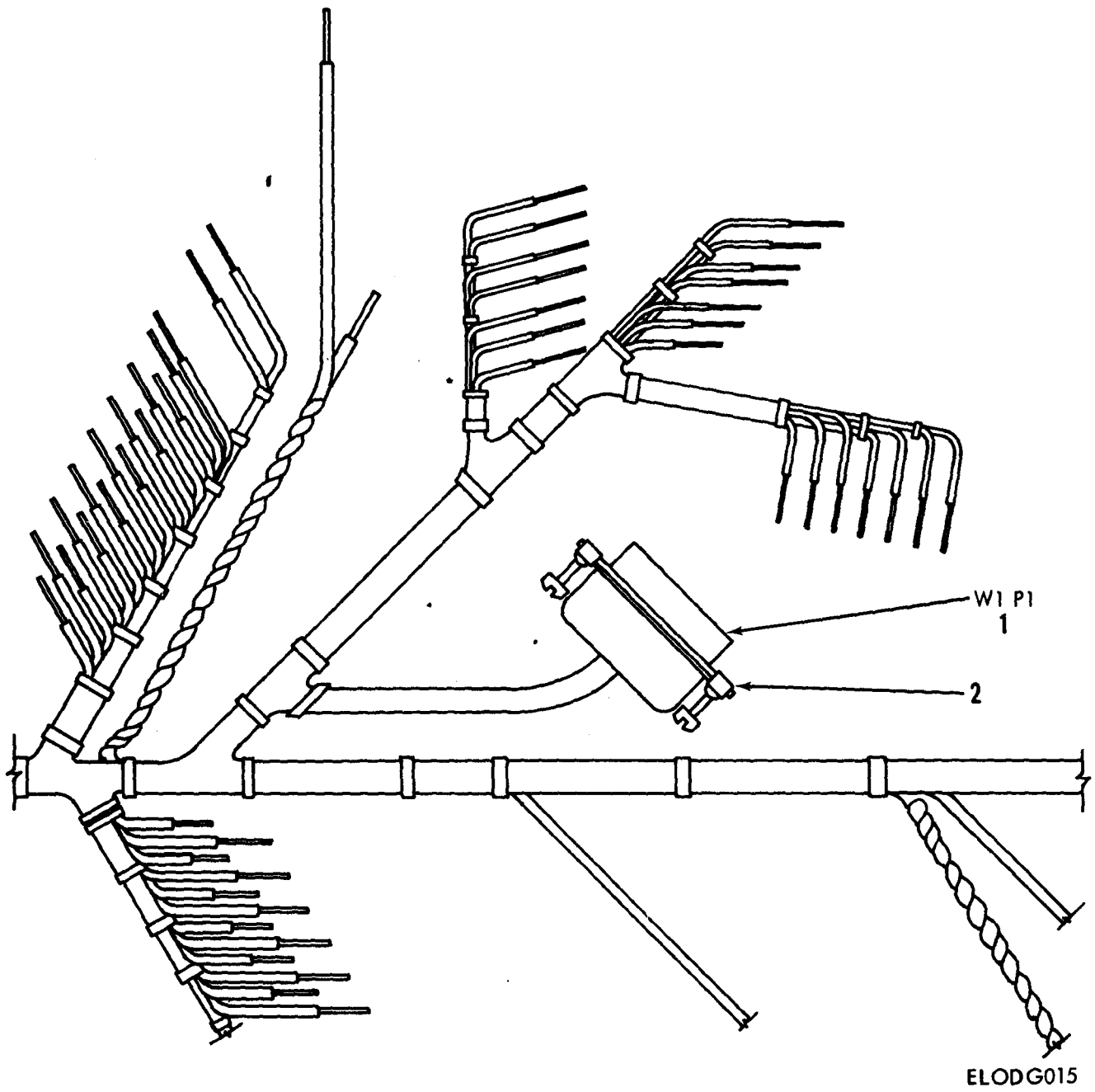


Figure 10. Harness.

SECTION II. REPAIR PARTS LIST

TM11-6130-385-34P

(1)	(2)	(3)	(4)	(5)	(6)	(7)	(8)
ILLUSTRATION							
(a)	(b)						Qty
Fig	Item	SMR	NATIONAL	PART	FSCM	DESCRIPTION	U/M
No.	No.	CODE	STOCK	NUMBER			IN
			NUMBER			Usable on code	UNIT
						HARNES ASSEMBLY	
10	1	PAHZZ	5935-00-897-4766	DAM15S	71468	CONNECTOR	EA 1
10	2	PAHZZ	5935-00-956-2935	D20419	71468	SCREW LOCK	EA 1





SECTION II. REPAIR PARTS LIST				TM11-6130-385-34P			(7)	(8)	
(1)	(2)	(3)	(4)	(5)	(6)				
ILLUSTRATION									
(a)	(b)							Qty	
Fig	Item	SMR	NATIONAL	PART	FSCM	DESCRIPTION	Usable on code	U/M	Inc
No.	No.	CODE	STOCK	NUMBER					IN
			NUMBER						UNIT
						BULKHEAD ASSEMBLY, FAN			
11	1	XAHZZ		352B9100	10109	PLATE, MOUNTING		EA	1
11	2	PAHZZ	4140-00-725-2990	AXIMAX2	82877	FAN (SERIES 415YS)		EA	1
11	3	XDHZZ		GSNC2	51705	GROMSTRIP		EA	V
11	4	XDHZZ		4074052-00	10109	TRANSFORMER		EA	3
11	5	PAHZZ	5905-00-111-4734	RCR20G470JS	81349	RESISTOR		EA	3
11	6	PAHZZ	5910-00-513-5385	M39014-02-1218	81349	CAPACITOR		EA	3
11	7	XDHZZ		4074055-00	10109	INDUCTOR, PULSER		EA	1
11	8	PAHZZ	5305-00-054-5647	MS51957-13	96906	SCREW		EA	4
11	9	PAHZZ	5310-00-933-8118	MS35338-135	96906	WASHER, LOCK		EA	4
11	10	XDHZZ		61404-3115	10109	CAPACITOR		EA	1
11	11	PAHZZ	5305-00-057-0528	MS51957-46	96906	SCREW		EA	3
11	12	PAHZZ	5310-00-725-4712	NAS671-8	80205	NUT		EA	3
11	13	PAHZZ	5310-00-933-8119	MS35338-137	96906	WASHER, LOCK		EA	3
11	14	PAHZZ	5310-00-805-7632	NAS620-8	80205	WASHER, FLAT		EA	6



## SECTION IV. NATIONAL STOCK NUMBER AND PART NUMBER INDEX

NOTE: LATEST NATIONAL STOCK NUMBER ASSIGNMENTS ARE INCLUDED AT END OF INDEX.

STOCK NUMBER	FIGURE NUMBER	ITEM NUMBER	STOCK NUMBER	FIGURE NUMBER	ITEM NUMBER
4140-00-725-2990	11	2	5310-00-560-3715	8	26
5305-00-054-5644	6	35	5310-00-582-5677	8	39
5305-00-054-5646	1	15	5310-00-616-3555	1	25
5305-00-054-5646	8	25	5310-00-616-3555	8	32
5305-00-054-5647	1	3	5310-00-622-9531	6	16
5305-00-054-5647	6	19	5310-00-680-6336	6	3
5305-00-054-5647	8	27	5310-00-725-4712	11	12
5305-00-054-5647	11	8	5310-00-754-1686	6	10
5305-00-054-5648	7	5	5310-00-765-3197	6	39
5305-00-054-5651	5	55	5310-00-782-1349	5	54
5305-00-054-5651	6	2	5310-00-782-1349	7	7
5305-00-054-5654	1	6	5310-00-805-7632	11	14
5305-00-054-6651	1	24	5310-00-810-7785	6	5
5305-00-054-6654	8	30	5310-00-855-1102	6	30
5305-00-054-6656	6	15	5310-00-869-1018	1	5
5305-00-054-6657	6	22	5310-00-869-1018	6	12
5305-00-054-6658	6	31	5310-00-883-9384	5	61
5305-00-054-6675	6	38	5310-00-933-8118	6	4
5305-00-057-0528	11	11	5310-00-933-8118	11	9
5305-00-066-7325	1	8	5310-00-933-8119	11	13
5305-00-068-6605	1	21	5310-00-934-9761	6	17
5305-00-071-1316	8	34	5310-00-934-9761	8	35
5305-00-088-9665	1	22	5310-00-934-9765	5	60
5305-00-763-6009	7	9	5310-00-934-9948	1	13
5305-00-763-6009	8	20	5310-00-934-9948	5	50
5305-00-993-9189	1	1	5340-00-882-0902	8	2
5305-00-993-9189	8	21	5365-00-134-3170	5	56
5310-00-082-1402	6	23	5905-00-009-2973	3	43
5310-00-400-5503	8	41	5905-00-060-0524	5	31
5310-00-543-2740	6	11	5905-00-104-5755	9	12
5310-00-543-2740	8	40	5905-00-104-8357	3	10
5310-00-543-4652	1	7	5905-00-104-8368	5	20
5310-00-543-5933	5	62	5905-00-105-7764	3	18
5310-00-560-3715	1	17	5905-00-105-7764	4	16
5310-00-560-3715	5	53	5905-00-105-7764	5	18

## SECTION IV. NATIONAL STOCK NUMBER AND PART NUMBER INDE (CONTINUED)

STOCK NUMBER	FIGURE NUMBER	ITEM NUMBER	STOCK NUMBER	FIGURE NUMBER	ITEM NUMBER
5905-00-105-7765	3	12	5905-00-116-2394	5	48
5905-00-105-7768	5	42	5905-00-116-8556	2	14
5905-00-106-1357	3	9	5905-00-116-8556	3	39
5905-00-106-3666	2	10	5905-00-116-8556	4	3
5905-00-106-3666	3	17	5905-00-116-8556	5	46
5905-00-106-3666	4	11	5905-00-118-4559	3	6
5905-00-106-3666	5	41	5905-00-118-4559	4	5
5905-00-106-9356	3	40	5905-00-119-3504	3	31
5905-00-106-9356	4	6	5905-00-119-3504	4	29
5905-00-106-9356	5	37	5905-00-119-3504	5	43
5905-00-110-0388	5	34	5905-00-121-9919	2	4
5905-00-110-7620	2	5	5905-00-126-6683	3	15
5905-00-110-7620	3	2	5905-00-126-6683	4	12
5905-00-110-7620	4	4	5905-00-126-6705	3	33
5905-00-110-7620	5	13	5905-00-126-6705	5	30
5905-00-110-7622	3	48	5905-00-126-6710	3	52
5905-00-111-1679	3	45	5905-00-126-6710	4	27
5905-00-111-1679	4	20	5905-00-131-6046	9	6
5905-00-111-4727	2	1	5905-00-135-6046	3	21
5905-00-111-4727	3	5	5905-00-135-6046	4	10
5905-00-111-4734	11	5	5905-00-141-0593	2	15
5905-00-111-4858	5	28	5905-00-141-0744	3	44
5905-00-111-8357	5	29	5905-00-141-0744	4	14
5905-00-111-8357	8	18	5905-00-141-1165	8	11
5905-00-111-8372	5	15	5905-00-141-1168	5	21
5905-00-114-0708	3	47	5905-00-141-1183	3	46
5905-00-114-0708	4	21	5905-00-141-1183	4	22
5905-00-114-0711	3	29	5905-00-141-1183	8	3
5905-00-114-0711	4	15	5905-00-141-1183	9	10
5905-00-114-0711	5	38	5905-00-141-1295	3	13
5905-00-114-5388	5	27	5905-00-186-2202	3	42
5905-00-115-3860	3	16	5905-00-186-2202	4	19
5905-00-115-8055	3	53	5905-00-244-6934	5	35
5905-00-115-8055	4	25	5905-00-400-4528	3	38
5905-00-116-2394	5	33	5905-00-421-0623	9	9

SECTION IV. NATIONAL STOCK NUMBER AND PART NUMBER INDEX (CONTINUED)

STOCK NUMBER	FIGURE NUMBER	ITEM NUMBER	STOCK NUMBER	FIGURE NUMBER	ITEM NUMBER
5905-00-432-0792	3	41	5910-00-935-3511	2	12
5905-00-435-6374	3	30	5910-00-935-3511	3	7
5905-00-485-4545	3	11	5910-00-945-9880	5	6
5905-00-485-4545	4	8	5935-00-228-2754	6	33
5905-00-486-6989	5	7	5935-00-400-9567	6	1
5905-00-492-2173	5	17	5935-00-802-3789	6	20
5905-00-492-5420	5	16	5935-00-897-4766	10	1
5905-00-532-2096	2	17	5935-00-898-0494	6	32
5905-00-952-7976	9	3	5935-00-956-2935	10	2
5910-00-010-8666	2	7	5940-00-156-7344	8	15
5910-00-018-8666	3	1	5940-00-733-7235	6	34
5910-00-018-8666	4	30	5940-00-733-7235	8	4
5910-00-068-4298	3	4	5940-00-837-0072	7	12
5910-00-068-4298	5	39	5940-00-849-8394	5	57
5910-00-099-0538	3	20	5940-00-926-9820	6	14
5910-00-111-5499	3	37	5961-00-068-9152	5	47
5910-00-113-5515	2	3	5961-00-076-8884	3	23
5910-00-114-0219	5	5	5961-00-076-8884	4	9
5910-00-114-0219	9	13	5961-00-162-4433	3	36
5910-00-394-6487	7	4	5961-00-162-4433	5	49
5910-00-483-6112	2	9	5961-00-246-8674	8	1
5910-00-483-6112	3	28	5961-00-334-4954	9	4
5910-00-483-6112	4	2	5961-00-400-5973	9	7
5910-00-513-5385	3	8	5961-00-404-9136	2	8
5910-00-513-5385	4	28	5961-00-404-9136	3	3
5910-00-513-5385	8	19	5961-00-404-9136	4	7
5910-00-513-5385	11	6	5961-00-404-9136	5	12
			5961-00-439-3749	5	1
			5961-00-448-6717	3	34
5910-00-600-6948	3	22	5961-00-448-6717	5	24
5910-00-600-6948	4	17	5961-00-456-9034	5	2
5910-00-829-3304	5	14	5961-00-476-6657	3	25
5910-00-833-6762	5	11	5961-00-476-6657	4	1
5910-00-861-5108	3	14	5961-00-477-7364	3	27
5910-00-894-6487	6	6	5961-00-477-7364	4	13

SECTION IV. NATIONAL STOCK NUMBER AND PART NUMBER INDEX

STOCK NUMBER	FIGURE NUMBER	ITEM NUMBER	STOCK NUMBER	FIGURE NUMBER	ITEM NUMBER
5961-00-477-7364	5	44	5962-00-091-1416	2	11
5961-00-484-5194	5	3	5962-00-284-1934	5	8
5961-00-490-7299	2	2	5970-00-023-6246	5	51
5961-00-525-6662	8	5	5970-00-326-2941	7	6
5961-00-617-4347	5	26	5970-00-326-2941	8	33
5961-00-730-3284	5	22	5970-00-756-4801	5	52
5961-00-907-8714	2	23	5970-00-756-4801	8	36
5961-00-907-8714	3	26	5970-00-904-2497	3	35
5961-00-907-8714	4	32	5970-00-904-2497	5	23
5961-00-907-8714	5	45	5970-00-904-2497	8	7
5961-00-951-8868	5	19	5970-00-904-2497	9	8
5962-00-001-3011	2	13			

LATEST NATIONAL STOCK NUMBER ASSIGNMENTS

5905-00-997-8076	5	32
5905-00-997-8076	8	9
5910-00-111-5499	4	24
5910-00-111-5499	5	9
5910-00-168-1017	9	2
5961-00-057-8519	3	24
5961-00-057-8519	4	33
5961-00-154-3355	6	7
5961-00-409-3632	5	25
5961-00-930-2765	5	40

SECTION IV. NATIONAL STOCK NUMBER AND PART NUMBER INDEX (CONTINUED)

REFERENCE NUMBER	MFG. CODE	FIG. NUMBER	ITEM NUMBER	REFERENCE NUMBER	MFG. CODE	FIG. NUMBER	ITEM NUMBER
AXIMAX2	82877	11	2	GSNC2	51705	11	3
A114B	08798	8	8	HMF440B7C	07757	1	10
A114B	08798	9	11	JA2B105K14	27556	2	18
A115B	08798	8	10	JA2B105K14	27556	3	49
A115B	08798	9	1	JA2B105K14	27556	5	10
				MS15795-804	96906	5	54
				MS15795-804	96906	7	7
BA27C105K14	27556	7	11	MS15795-806	96906	8	34
				MS15795-810	96906	8	39
				MS15795-842	96906	5	61
				MS24693C1	96906	7	9
				MS24693C1	96906	8	20
				MS24693C2	96906	1	1
				MS24693C2	96906	8	21
				MS24693C29	96906	1	22
				MS24693C5	96906	1	8
BA27C405K14	27556	7	1	MS24693C6	96906	1	21
				MS27183-41	96906	6	39
BP2A223F	27556	3	50	MS27183-6	96906	6	23
BP2A223F	27556	4	23	MS3102R22-5S	96906	6	20
CA3096AE	02735	3	32	MS3102R22-6P	96906	6	1
CA3096AE	02735	4	31	MS35333-69	96906	1	7
CD4007AD	02735	2	13	MS35333-70	96906	1	17
CD4020AF	02735	2	6	MS35333-70	96906	5	53
CD4050AF	02735	2	22	MS35333-70	96906	8	26
C2308	14752	6	27	MS35333-71	96906	1	25
C2311	14752	6	36	MS35333-71	96906	8	32
DAM15P	71468	6	33	MS35333-73	96906	5	62
DAM15S	71468	10	1	MS35333-74	96906	6	11
DM123	08289	5	52	MS35333-74	96906	8	40
DM123	08289	8	36	MS35338-135	96906	6	4
D20418-2	71468	6	32	MS35338-135	96906	11	9
D20419	71468	10	2	MS35338-137	96906	11	13
EB20G5	01121	5	32	MS35649-2255	96906	6	30
EB20G5	01121	8	9	MS35649-244	96906	1	13

## SECTION IV. NATIONAL STOCK NUMBER AND PART NUMBER INDEX (CONTINUED)

REFERENCE NUMBER	MFG. CODE	FIG. NUMBER	ITEM NUMBER	REFERENCE NUMBER	MFG. CODE	FIG. NUMBER	ITEM NUMBER
MS35649-244	96906	5	50	M39003-01-2295	81349	3	14
MS35649-264	96906	6	17	M39003-01-2356	81349	3	4
MS35649-264	96906	8	35	M39003-01-2356	81349	5	39
MS35649-284	96906	6	42	M39003-01-2503	81349	5	11
MS35650-304	96906	5	60	M39014-01-1225	81349	3	22
MS35650-3254	96906	8	41	M39014-01-1225	81349	4	17
MS35650-3255	96906	1	5	M39014-01-1333	81349	2	3
MS35650-3255	96906	6	12	M39014-01-1357	81349	2	7
MS51957-11	96906	6	35	M39014-01-1357	81349	3	1
MS51957-12	96906	1	15	M39014-01-1357	81349	4	30
MS51957-12	96906	8	25	M39014-02-1218	81349	3	8
MS51957-13	96906	1	3	M39014-02-1218	81349	4	28
MS51957-13	96906	6	19	M39014-02-1218	81349	8	19
MS51957-13	96906	8	27	M39014-02-1218	81349	11	6
MS51957-13	96906	11	8	M39014-02-1230	81349	4	24
MS51957-17	96906	5	55	M39014-02-1230	81349	5	9
MS51957-17	96906	6	2	M39014-02-1342	81349	3	20
MS51957-2	96906	1	6	M39014-02-1350	81349	3	37
MS51957-27	96906	1	24	NAS620-4	80205	6	3
MS51957-30	96906	8	30	NAS620-416L	80205	6	10
MS51957-32	96906	6	15	NAS620-6	80205	6	16
MS51957-33	96906	6	22	NAS620-8	80205	11	14
MS51957-34	96906	6	31	NAS671-4	80205	6	5
MS51957-4	96906	7	5	NAS671-8	80205	11	12
MS51957-46	96906	11	11	RCR07G101JS	81349	3	46
MS51957-50	96906	6	38	RCR07G101JS	81349	4	22
MW562-203-002	08289	5	58	RCR07G101JS	81349	8	3
MW750-255-002	08289	8	37	RCR07G101JS	81349	9	10
M39003-01-2251	81349	9	2	RCR07G102JS	81349	2	5
M39003-01-2254	81349	5	14	RCR07G102JS	81349	3	2
M39003-01-2256	81349	2	9	RCR07G102JS	81349	4	4
M39003-01-2256	81349	3	28	RCR07G102JS	81349	5	13
M39003-01-2256	81349	4	2	RCR07G103JS	81349	2	10
M39003-01-2286	81349	2	12	RCR07G103JS	81349	3	17
M39003-01-2286	81349	3	7	RCR07G103JS	81349	4	11



## SECTION IV. NATIONAL STOCK NUMBER AND PART NUMBER INDEX (CONTINUED)

REFERENCE NUMBER	MFG. CODE	FIG. NUMBER	ITEM NUMBER	REFERENCE NUMBER	MFG. CODE	FIG. NUMBER	ITEM NUMBER
RCR07G103JS	81349	5	41	RCR07G470JS	81349	5	20
RCR07G104JS	81349	5	34	RCR07G470JS	81349	11	5
RCR07G106JS	81349	2	4	RCR07G472JS	81349	3	29
RCR07G124JS	81349	3	38	RCR07G472JS	81349	4	15
RCR07G182JS	81349	2	15	RCR07G472JS	81349	5	38
RCR07G183JS	81349	3	16	RCR07G511JS	81349	5	33
RCR07G185JS	81349	3	52	RCR07G511JS	81349	5	48
RCR07G185JS	81349	4	27	RCR07G512JS	81349	3	45
RCR07G202JS	81349	3	47	RCR07G512JS	81349	4	20
RCR07G202JS	81349	4	21	RCR07G561JS	81349	5	42
RCR07G203JS	81349	3	40	RCR07G562JS	81349	3	44
RCR07G203JS	81349	4	6	RCR07G562JS	81349	4	14
RCR07G203JS	81349	5	37	RCR07G563JS	81349	3	9
RCR07G222JS	81349	3	18	RCR07G681JS	81349	3	21
RCR07G222JS	81349	4	16	RCR07G681JS	81349	4	10
RCR07G222JS	81349	5	18	RCR07G681JS	81349	9	6
RCR07G223JS	81349	2	14	RCR07G682JS	81349	3	48
RCR07G223JS	81349	3	39	RCR07G684JS	81349	3	10
RCR07G223JS	81349	4	3	RCR07G823JS	81349	3	30
RCR07G223JS	81349	5	46	RCR07G824JS	81349	5	35
RCR07G224JS	81349	3	12	RCR20G100JS	81349	9	12
RCR07G243JS	81349	3	13	RCR20G120JS	81349	9	9
RCR07G272JS	81349	2	1	RCR20G220JS	81349	5	27
RCR07G272JS	81349	3	5	RCR20G222JS	81349	5	21
RCR07G273JS	81349	3	31	RCR20G4R7JS	81349	3	33
RCR07G273JS	81349	4	29	RCR20G4R7JS	81349	5	30
RCR07G273JS	81349	5	43	RCR20G471JS	81349	5	28
RCR07G332JS	81349	3	15	RCR20G681JS	81349	8	18
RCR07G332JS	81349	4	12	RCR20G682JS	81349	8	11
RCR07G333JS	81349	3	6	RCR32G222JS	81349	5	15
RCR07G333JS	81349	4	5	RCR32G9R1JS	81349	5	7
RCR07G334JS	81349	3	11	RNC55H3320FS	81349	5	16
RCR07G334JS	81349	4	8	RNC55H4641FR	81349	2	17
RCR07G393JS	81349	3	53	RNC55H4750FS	81349	5	17
RCR07G393JS	81349	4	25	RW67V2R7	81349	9	3

SECTION IV. NATIONAL STOCK NUMBER AND PART NUMBER INDEX (CONTINUED)

REFERENCE NUMBER	MFG. CODE	FIG. NUMBER	ITEM NUMBER	REFERENCE NUMBER	MFG. CODE	FIG. NUMBER	ITEM NUMBER
RW67V201	81349	5	31	10194	07047	3	26
RW69V681JS	81349	5	29	10194	07047	5	45
SC25378L	04713	2	16	10194DAP	07047	2	23
SC25378L	04713	3	19	10194DAP	07047	4	32
SC25378L	04713	4	18	121SC	05616	5	56
SC25378L	04713	5	36	140A362H08	05277	8	38
SJ7244-2	04713	8	24	1411B	08145	6	34
SN5405	01295	5	8	1411B	08145	8	4
SN5474	01295	2	11	1961	73734	8	15
SP440H10C	07757	7	10	2N2222A	27014	2	2
SP440H11C	07757	8	2	2N2369	07263	5	47
SP440H7C	07757	1	11	2N2405	04713	5	22
SP440H9C	07757	1	16	2N2907A	04713	3	27
SP440H9C	07757	8	22	2N2907A	04713	4	13
TA2402A	08289	5	51	2N2907A	04713	5	44
T2A69	01686	9	5	2N3739	81349	5	1
T44-41S	12856	6	21	2N3799	04713	3	25
1N3890R	04713	5	4	2N3799	04713	4	1
1N3910	03508	8	1	2N4220	04713	3	23
1N5338B	04713	5	25	2N4220	04713	4	9
1N5367B	04713	9	4	2N4239	07263	9	7
1N5550	14099	6	7	2N4900	04713	5	2
1N5615	14099	2	8	2N5303	04713	5	3
1N5615	14099	3	3	2N5336	07263	8	5
1N5615	14099	4	7	2N5859	04713	3	34
1N5615	14099	5	12	2N5859	04713	5	24
1N645	01295	5	26	2N930A	04713	3	36
1N748A	01295	5	40	2N930A	27014	5	49
1N829	03877	5	19	2264N253	06540	6	9
10019-1	07047	3	35	2326N141	06540	6	26
10019-1	07047	5	23	2326N171	06540	6	40
10019-1	07047	8	7	2329N253	06540	6	28
10019-1	07047	9	8	2604TH5B	05820	8	6
10027	07047	3	24	2646-31027N253	06540	6	8
10027	07047	4	33	2717-27927N140	06540	6	24

SECTION IV. NATIONAL STOCK NUMBER AND PART NUMBER INDEX (CONTINUED)

REFERENCE NUMBER	MFG. CODE	FIG. NUMBER	ITEM NUMBER	REFERENCE NUMBER	MFG. CODE	FIG. NUMBER	ITEM NUMBER
3100-3-752	14604	1	9	352B7100	10109	8	23
31301	73734	1	14	352B7300	10109	8	13
31885	00779	7	12	352B7400	10109	8	12
3262X-1-102	80294	3	41	352B7600	10109	8	14
3262X-1-203	80294	3	43	352B9100	10109	11	1
3262X-1-502	80294	3	42	352C7501	10109	8	28
3262X-1-502	80294	4	19	352C7502	10109	8	29
33216	00779	8	31	4074048-00	10109	6	25
				4074049-00	10109	1	23
352A0003	10109	1	4	4074050-00	10109	6	18
352A0004	10109	1	2	4074051-00	10109	6	41
352A0005	10109	1	26	4074052-00	10109	11	4
352A0011	10109	1	12	4074053-00	10109	8	16
352A0014	10109	3	51	4074054-00	10109	6	29
352A0014	10109	4	26	4074055-00	10109	11	7
				4074064-00	10109	2	20
				520	79963	5	57
				571	79963	8	42
				600D157G050DL4	56289	5	6
				600D397G015DJ4	56289	5	5
				600D397G015DJ4	81349	9	13
				601D108G050JL2	56289	6	6
				601D108G050JL2	56289	7	4
				61404-2133	10109	6	13
352B0003	10109	1	18	61404-2250	10109	8	17
352B0004	10109	1	19	61404-3115	10109	11	10
352B0005	10109	1	20	65000-0001	10109	2	21
				699-2104-6	75382	6	14
352B6004	10109	7	2	722000-018	10109	7	6
352B6005	10109	7	8	722200-018	10109	8	33
352B6006	10109	7	3	722200-019	10109	5	59
352B7200	10109	9		8000DG4	91506	2	24
				9226N140	06540	6	37



By Order of the Secretary of the Army:

FRED C. WEYAND  
*General, United States Army*  
*Chief of Staff*

Official:

PAUL T. SMITH  
*Major General, United States Army*  
*The Adjutant General*

Distribution:

To be distributed in accordance with DA Form 12-31 (qty rqr block no. 554), Direct/General Support requirements for 11-series TMP literature, AH-1G aircraft.



RECOMMENDED CHANGES TO EQUIPMENT TECHNICAL MANUALS



**SOMETHING WRONG WITH THIS MANUAL?**

THEN... JOT DOWN THE DOPE ABOUT IT ON THIS FORM, TEAR IT OUT, FOLD IT AND DROP IT IN THE MAIL!

FROM: (YOUR UNIT'S COMPLETE ADDRESS)

Commander  
Stateside Army Depot  
ATTN: AMSTA-US  
Stateside, N.J. 07703

DATE 10 July 1975

PUBLICATION NUMBER TM 11-5840-340-12	DATE 23 Jan 74	TITLE Radar Set AN/PSC-76
---	-------------------	------------------------------

BE EXACT... PIN-POINT WHERE IT IS				IN THIS SPACE TELL WHAT IS WRONG AND WHAT SHOULD BE DONE ABOUT IT:
PAGE NO.	PARAGRAPH	FIGURE NO.	TABLE NO.	
2-25	2-28			<p>Recommend that the installation antenna alignment procedure be changed through to specify a 2° IFF antenna lag rather than 1°.</p> <p>REASON: Experience has shown that with only a 1° lag, the antenna servo system is too sensitive to wind gusting in excess of 25 knots, and has a tendency to rapidly accelerate and decelerate as it hunts, causing strain to the drive train. Hunting is minimized by adjusting the lag to 2° without degradation of operation.</p>
3-10	3-3		3-1	<p>Item 5, Function column. Change "2 db" to "3db."</p> <p>REASON: The adjustment procedure for the TRANS POWER FAULT indicator calls for a 3 db (500 watts) adjustment to light the TRANS POWER FAULT indicator.</p>
5-6	5-8			<p>Add new step f.1 to read, "Replace cover plate removed in step e.1, above."</p> <p>REASON: To replace the cover plate.</p>
		F03		<p>Zone C 3. On J1-2, change "+24 VDC to "+5 VDC."</p> <p>REASON: This is the output line of the 5 VDC power supply. + 24 VDC is the input voltage.</p>

TEAR ALONG DOTTED LINE

TYPED NAME, GRADE OR TITLE, AND TELEPHONE NUMBER SSG I. M. DeSpirito 999-1776	SIGN HERE: <i>SSG I. M. DeSpirito</i>
--	--

**DA FORM 2028-2 (TEST)** P.S.--IF YOUR OUTFIT WANTS TO KNOW ABOUT YOUR MANUAL "FIND," MAKE A CARBON COPY OF THIS AND GIVE IT TO YOUR HEADQUARTERS.

HISA 1686-75







# SOMETHING WRONG WITH THIS MANUAL?

THEN... JOT DOWN THE DOPE ABOUT IT ON THIS FORM, TEAR IT OUT, FOLD IT AND DROP IT IN THE MAIL!

FROM: (YOUR UNIT'S COMPLETE ADDRESS)

DATE

PUBLICATION NUMBER

DATE

TITLE

BE EXACT... PIN-POINT WHERE IT IS

IN THIS SPACE TELL WHAT IS WRONG AND WHAT SHOULD BE DONE ABOUT IT:

PAGE NO.	PARA-GRAPH	FIGURE NO.	TABLE NO.
----------	------------	------------	-----------

TEAR ALONG DOTTED LINE

TYPED NAME, GRADE OR TITLE, AND TELEPHONE NUMBER

SIGN HERE:

DA FORM 2028-2 (TEST)  
1 AUG 74

P.S.--IF YOUR OUTFIT WANTS TO KNOW ABOUT YOUR MANUAL "FIND," MAKE A CARBON COPY OF THIS AND GIVE IT TO YOUR HEADQUARTERS.

FILL IN YOUR  
UNIT'S ADDRESS

FOLD BACK

DEPARTMENT OF THE ARMY

\_\_\_\_\_  
\_\_\_\_\_

OFFICIAL BUSINESS  
PENALTY FOR PRIVATE USE \$300

POSTAGE AND FEES PAID  
DEPARTMENT OF THE ARMY  
DOD 314



Commander  
US Army Electronics Command  
ATTN: DRSEL-MA-Q  
Fort Monmouth, New Jersey 07703

CUT ALONG DOTTED LINE

FOLD BACK

REVERSE OF DA FORM 2028-2 (TEST)



FILL IN YOUR  
UNIT'S ADDRESS

FOLD BACK

DEPARTMENT OF THE ARMY

POSTAGE AND FEES PAID  
DEPARTMENT OF THE ARMY  
DOD 314



OFFICIAL BUSINESS  
PENALTY FOR PRIVATE USE \$300

Commander  
US Army Electronics Command  
ATTN: DRSEL-MA-Q  
Fort Monmouth, New Jersey 07703

CUT ALONG DOTTED LINE

FOLD BACK

REVERSE OF DA FORM 2028-2 (TEST)



FILL IN YOUR  
UNIT'S ADDRESS

FOLD BACK

DEPARTMENT OF THE ARMY

OFFICIAL BUSINESS  
PENALTY FOR PRIVATE USE \$300

POSTAGE AND FEES PAID  
DEPARTMENT OF THE ARMY  
DOD 314



Commander  
US Army Electronics Command  
ATTN: DRSEL-MA-Q  
Fort Monmouth, New Jersey 07703

CUT ALONG DOTTED LINE

FOLD BACK

REVERSE OF DA FORM 2028.2 (TEST)



DEPARTMENT OF THE ARMY  
US ARMY AG PUBLICATIONS CENTER  
1655 WOODSON ROAD  
ST. LOUIS, MISSOURI 63114  
OFFICIAL BUSINESS  
PENALTY FOR PRIVATE USE \$300

POSTAGE AND FEES PAID  
DEPARTMENT OF THE ARMY  
DOD 314





This fine document...

Was brought to you by me:



## [Liberated Manuals -- free army and government manuals](#)

Why do I do it? I am tired of sleazy CD-ROM sellers, who take publicly available information, slap “watermarks” and other junk on it, and sell it. Those masters of search engine manipulation make sure that their sites that sell free information, come up first in search engines. They did not create it... They did not even scan it... Why should they get your money? Why are not letting you give those free manuals to your friends?

I am setting this document FREE. This document was made by the US Government and is NOT protected by Copyright. Feel free to share, republish, sell and so on.

I am not asking you for donations, fees or handouts. If you can, please provide a link to [liberatedmanuals.com](http://liberatedmanuals.com), so that free manuals come up first in search engines:

<A HREF=<http://www.liberatedmanuals.com/>>Free Military and Government Manuals</A>

- Sincerely  
Igor Chudov  
<http://igor.chudov.com/>
- [Chicago Machinery Movers](#)