

TECHNICAL MANUAL

ORGANIZATIONAL, DIRECT SUPPORT, AND GENERAL SUPPORT

MAINTENANCE REPAIR PARTS AND SPECIAL TOOLS LISTS

(INCLUDING DEPOT MAINTENANCE REPAIR PARTS AND SPECIAL TOOLS)

FOR

POWER SUPPLY PP-2309B/U

(NSN 6130-00-752-2215)

---

HEADQUARTERS, DEPARTMENT OF THE ARMY

6 JULY 1977

TECHNICAL MANUAL }  
No. 11-6130-245-24P-1 }

HEADQUARTERS  
DEPARTMENT OF THE ARMY  
WASHINGTON, DC, 6 July 1977

ORGANIZATIONAL, DIRECT SUPPORT, AND GENERAL SUPPORT MAINTENANCE  
REPAIR PARTS AND SPECIAL TOOLS LISTS  
(INCLUDING DEPOT MAINTENANCE REPAIR PARTS AND SPECIAL TOOLS)  
FOR  
POWER SUPPLY PP-2309B/U  
(NSN 6130-00-752-2215)

*Current as of 14 March 1977*

**REPORTING OF ERRORS**

**You can improve this manual by recommending improvements using DA Form 2028-2 (Test) located in the back of the manual. Simply tear out the self addressed form, fill it out as shown on the sample, fold it where shown, and drop it in the mail.**

**If there are no blank DA Forms 2028-2 (Test) in the back of your manual, use the standard DA Form 2028 (Recommended Changes to Publications and Blank Forms) and forward to the Commander, US Army Electronics Command, ATTN: DRSEL-MA-Q, Fort Monmouth, New Jersey 07703.**

**In either case a reply will be furnished direct to you.**

		Page	Illus. Figure
SECTION	I. Introduction .....	1	
	II. Repair parts list .....	5	
Group	00 Power Supply PP-2309B/U .....	5	1-3
SECTION	III. Special tools list (Not applicable)		
	IV. National stock number and part number index .....	11	

• This manual supersedes so much of TM 11-6130-245-14-1, 22 March 1972, as pertains to repair parts and special tools lists.

## SECTION I INTRODUCTION

### 1. Scope

This manual lists spares and repair parts; special tools; special test, measurement, and diagnostic equipment (TMDE), and other special support equipment required for performance of organizational, direct support, and general support maintenance of the PP-2309B/U. It authorizes the requisitioning and issue of spares and repair parts as indicated by the source and maintenance codes.

### 2. General

This Repair Parts and Special Tools List is divided into the following sections:

*a. Section II. Repair Parts List.* A list of spares and repair parts authorized for use in the performance of maintenance. The list also includes parts which must be removed for replacement of the authorized parts. Parts lists are composed of functional groups in numeric sequence, with the parts in each group listed in figure and item number sequence.

*b. Section III. Special Tools List.* Not applicable.

*c. Section IV. National Stock Number and Part Number Index.* A list, in National item identification number (NIIN) sequence, of all National stock numbers (NSN) appearing in the listings, followed by a list, in alphanumeric sequence, of all part numbers appearing in the listings. National stock numbers and part numbers are cross-referenced to each illustration figure and item number appearance.

### 3. Explanation of Columns

*a. Illustration.* This column is divided as follows:

(1) *Figure number.* Indicates the figure number of the illustration on which the item is shown.

(2) *Item number.* The number used to identify item called out in the illustration.

*b. Source, Maintenance, and Recoverability (SMR) codes.*

(1) *Source code.* Source codes indicate the manner of acquiring support items for maintenance, repair, or overhaul of end items. Source codes are entered in the first and second positions of the Uniform SMR Code format as follows:

Code	Definition
PA-Item procured and stocked for anticipated or known usage.	
XD-A support item that is not stocked. When required, item will be procured through normal supply channels.	

#### NOTE

Cannibalization or salvage maybe used as a source of supply for any items source coded above except those coded XA and aircraft support items as restricted by AR 700-42.

(2) *Maintenance code.* Maintenance codes are assigned to indicate the levels of maintenance authorized to USE and REPAIR support items. The maintenance codes are entered in the third and fourth positions of the Uniform SMR Code format as follows:

(a) The maintenance code entered in the third position will indicate the lowest maintenance level authorized to remove, replace, and use the support item. The maintenance code entered in the third position will indicate one of the following levels of maintenance:

Code	Application/Explanation
O-Support item is removed, replaced, used at the organizational level.	
F-Support item is removed, replaced, used at the direct support level.	
H-Support item is removed, replaced, used at the general support level.	

(b) The maintenance code entered in the fourth position indicates whether the item is to be repaired and identifies the lowest maintenance level with the capability to perform complete repair (i.e., all authorized maintenance functions). This position will contain one of the following maintenance codes:

Code	Application/Explanation
F-The lowest maintenance level capable of complete repair of the support item is the direct support level.	
Z-Nonreparable. No repair is authorized.	

(3) *Recoverability code.* Recoverability codes are assigned to support items to indicate the disposition action on unserviceable items. The recoverability code is entered in the fifth position of the Uniform SMR Code format as follows:

Recoverability codes	Definition
Z-Nonreparable item. When unserviceable, condemn and dispose at the level indicated in position 3.	
F-Reparable item. When uneconomically reparable, condemn and dispose at the direct support level.	

*c. National Stock Number.* Indicates the National stock number assigned to the item and will be used for requisitioning purposes.

*d. Part Number.* Indicates the primary number used by the manufacturer (individual, company, firm, corporation, or Government activity), which controls the design and characteristics of the item by means of its engineering drawings, specifications, standards, and inspection requirements to identify an item or range of items.

**NOTE**

When a stock numbered item is requisitioned, the repair part received may have a different part number than the part being replaced.

*e. Federal Supply Code for Manufacturer (FSCM).* The FSCM is a 5-digit numeric code listed in SB 708-42 which is used to identify the manufacturer, distributor, or Government agency, etc.

*f. Description.* Indicates the Federal item name and, if required, a minimum description to identify the item.

*g. Unit of Measure (U/M).* Indicates the standard of the basic quantity of the listed item as used in performing the actual maintenance function. This measure is expressed by a two-character alphabetical abbreviation (e.g., ea, in, pr, etc). When the unit of measure differs from the unit of issue, the lowest unit of issue that will satisfy the required units of measure will be requisitioned.

*h. Quantity Incorporated in Unit.* Indicates the quantity of the item used in the breakout shown on the illustration figure, which is prepared for a functional group, subfunctional group, or an assembly.

**4. Special Information**

The following publication pertains to the PP-2309B/U and its components:

TM 11-6130-245-14-1, Power Supply PP-2309B/U.

**5. How to Locate Repair Parts**

*a.* When National stock number or part number is unknown.

(1) *First.* Using the table of contents, determine the functional group within which the item belongs. This is necessary since illustrations are prepared for functional groups and listings are divided into the same groups.

(2) *Second.* Find the illustration covering the functional group to which the item belongs.

(3) *Third.* Identify the item on the illustration and note the illustration figure and item number of the item.

(4) *Fourth.* Using the Repair Parts Listing, find the figure and item number noted on the illustration.

*b.* When National stock number or part number is known.

(1) *First.* Using the index of National Stock Numbers and Part Numbers, find the pertinent National stock number or part number. This index is in NIIN sequence followed by a list of part numbers in alphameric sequence, cross-referenced to the illustration figure number and item number.

(2) *Second.* After finding the figure and item number, locate the figure and item number in the repair parts list.

**6. Abbreviations**

Not applicable.

(Next printed page is 5)

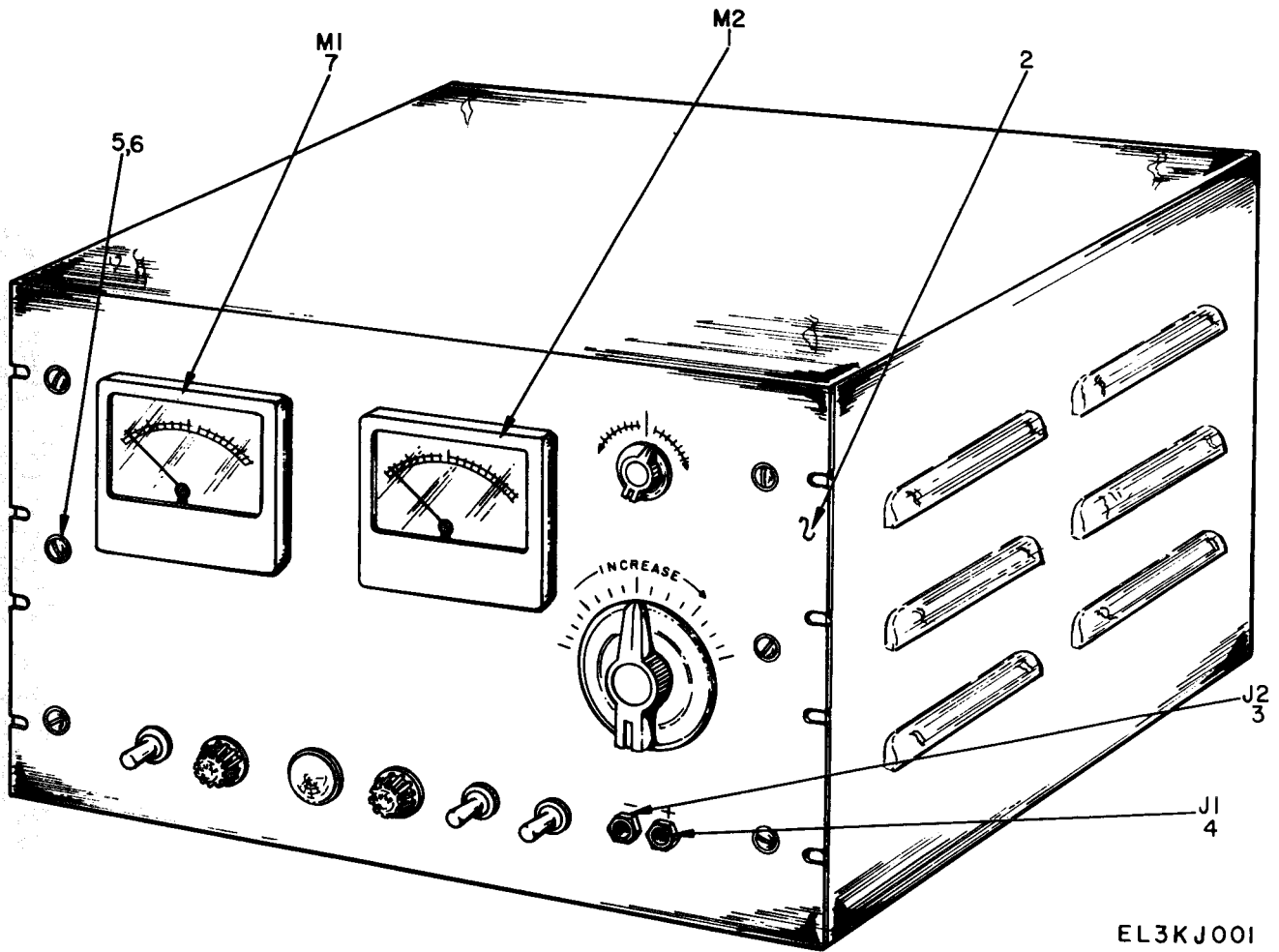


Figure 1. Power Supply PP-2309B/U.

(1) ILLUSTRATION (a) FIG NO.	(2) ITEM NO.	(3) SMR CODE	(3) NATIONAL STOCK NUMBER	(4) PART NUMBER	(5) FSCM	(6) DESCRIPTION	(7) USABLE ON CODE	(8) QTY INC IN UNIT
GROUP 00 POWER SUPPLY PP-2309B/U								
1	1	PAFZZ	6625-00-451-2915	440-09511	77221	AMMETER		EA 1
1	2	XDHZZ		11143	94660	PANEL, FRONT		EA 1
1	3	PAFZZ	5940-00-269-2219	DF31BC	58474	BINDING POST, BLACK		EA 1
1	4	XDFZZ		DF31RC	58474	BINDING POST, RED		EA 1
1	5	XDFZZ		ND.10	94660	WASHER, FLAT, STEEL		EA 6
1	6	XDFZZ		10-32X1/2	94660	SCREW, PAN HEAD		EA 6
1	7	PAFZZ	6625-00-432-2431	440-09510	77221	VOLTMETER		EA 1

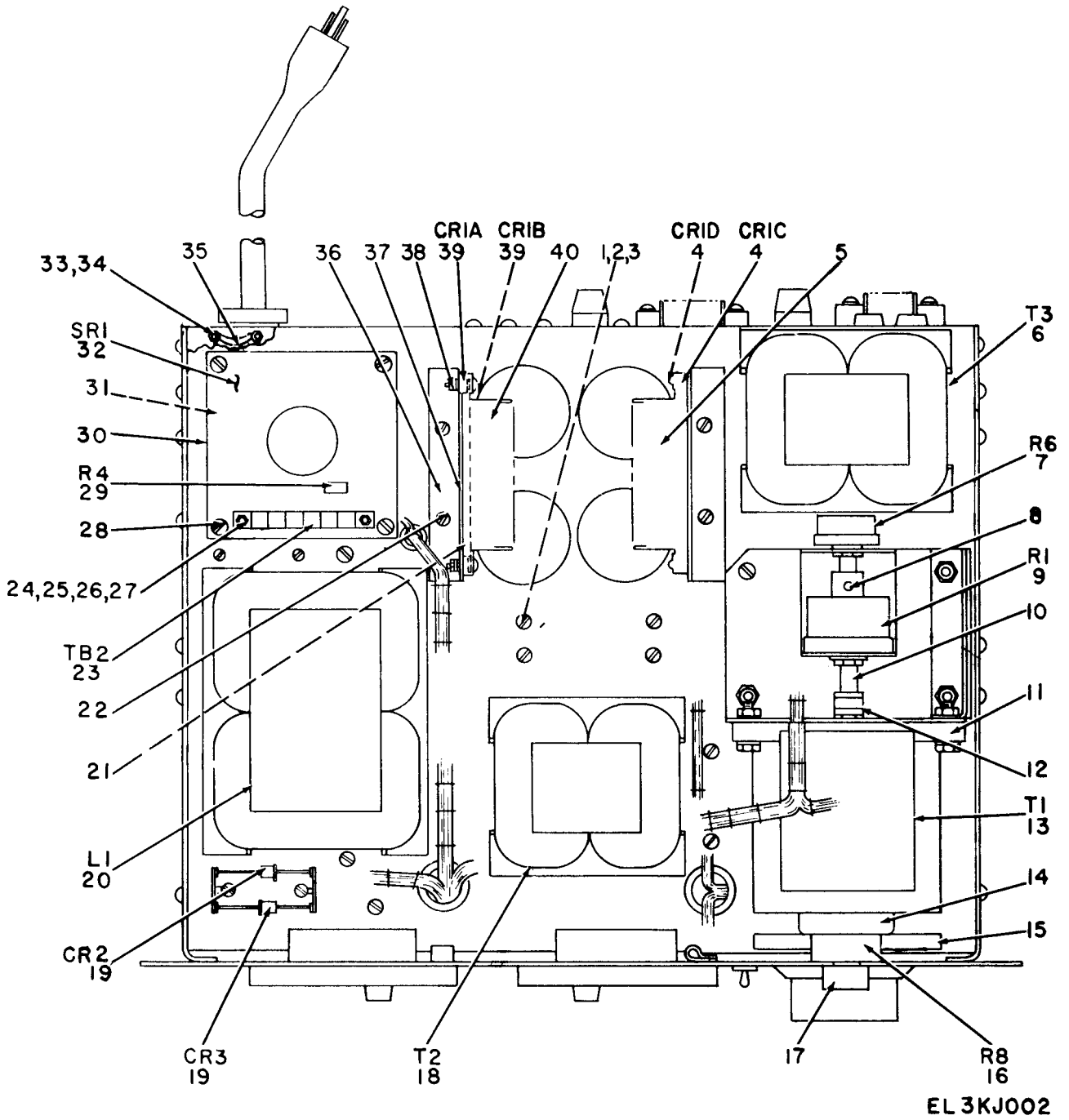
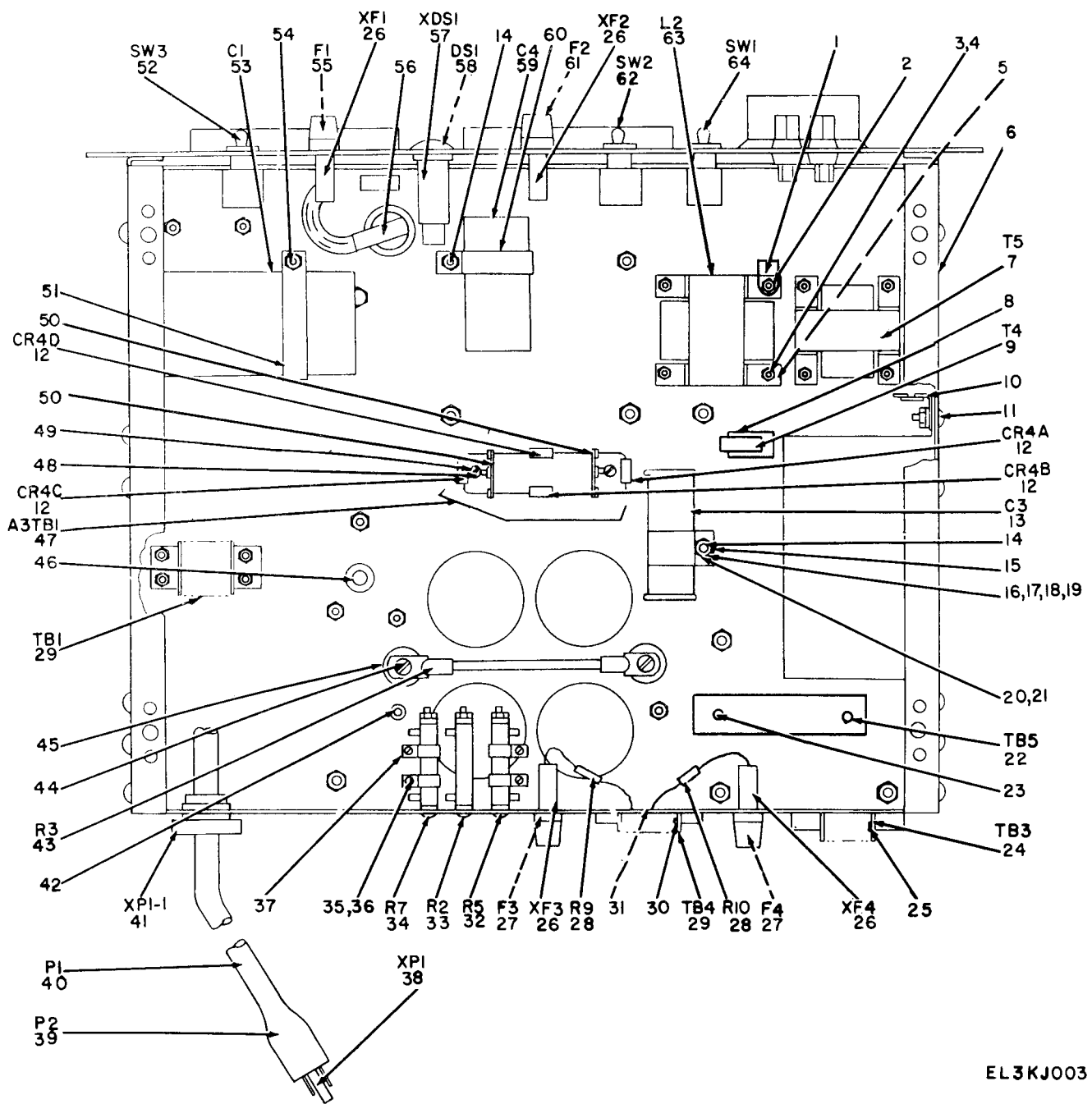


Figure 2. Power Supply PP-2309B/U, Top View.

SECTION II. REPAIR PARTS LIST						TM11-6130-245-24P-1		
(1)	(2)	(3)	(4)	(5)	(6)	(7)	(8)	
ILLUSTRATION								
(A)	(B)	NATIONAL	PART	FSCM	DESCRIPTION	USABLE ON CODE	U/M	
FIG	ITEM	STOCK	NUMBER				INC	
NO	NO	NUMBER					IN	
							UNIT	
2	1	XDFZZ	MS35649-42	96906	NUT, PLAIN, HEXAGON		EA 4	
2	2	PAFZZ	5310-00-951-4679	MS27183-3	96906	WASHER, FLAT	EA 8	
2	3	PAFZZ	5310-00-543-2410	MS35338-40	96906	WASHER, LOCK, SPLIT	EA 10	
2	4	PAFZZ	5961-00-928-3834	1N3210R	80131	RECTIFIER, SILICON POWER	EA 2	
2	5	XDFFF	13106	94660	RECTIFIER ASSEMBLY, NEGATIVE		EA 1	
2	6	XDFZZ	P2501	94660	TRANSFORMER, POWER		EA 1	
2	7	PAFZZ	5905-00-985-1246	RP101FD151KK	81349	POTENTIOMETER	EA 1	
2	8	XDFZZ	4-40X1/4	94660	SCREW, HEXAGON, SOCKET HEAD		EA 2	
2	9	PAFZZ	5905-00-726-9861	M22-05-00122FD	81349	POTENTIOMETER	EA 1	
2	10	XDHZZ	6654	94660	SHAFT, MODIFIED		EA 1	
2	11	XDHZZ	992	94660	POWERSTAT BRACKET ASSEMBLY		EA 1	
2	12	PAFZZ	3010-00-204-4825	A201-5	99934	COUPLER, NYLON	EA 1	
2	13	PAFZZ	5950-00-235-2085	116/U	58474	POWERSTAT	EA 1	
2	14	XDHZZ	1050	94660	STOP ASSEMBLY		EA 1	
2	15	XDHZZ	1153	94660	GUSSET, POWERSTAT BRACKET		EA 1	
2	16	XDFZZ	58-4WFKS1-4	12697	POTENT IMETER		EA 1	
2	17	PAOZZ	5355-00-518-1850	5150	44655	KNOB	EA 1	
2	18	XDFZZ	P2500	94660	TRANSFORMER, POWER		EA 1	
2	19	XDFZZ	1N4721	80131	RECTIFIER, SILICON POWER		EA 2	
2	20	XDFZZ	P2137	94660	CHOKE, COIL		EA 1	
2	21	PAFZZ	5970-00-737-0156	7269634	16758	INSULATOR	EA 2	
2	22	PAFZZ	5305-00-889-3001	MS35206-231	96906	SCREW, PAN HEAD	EA 4	
2	23	PAFZZ	5940-00-204-9414	6-170	71785	TERMINAL STRIP	EA 1	
2	24	XDFZZ	MS35649-22	96906	NUT, PLAIN, HEXAGON		EA 2	
2	25	XDFZZ	2-56X9/16	94660	SCREW, FLAT HEAD		EA 2	
2	26	PAFZZ	5310-00-087-0057	MS27183-2	96906	WASHER, FLAT	EA 2	
2	27	PAFZZ	5310-00-543-5060	MS35338-39	96906	WASHER, LOCK, SPLIT	EA 2	
2	28	XDFZZ	10-32X4-5/8	94660	SCREW, PAN HEAD		EA 4	
2	29	PAFZZ	5905-00-279-2637	RC32GF470J	81349	RESISTOR, FIXED, COMPOSITION	EA 1	
2	30	XDHZZ	1041	94660	PLATE		EA 1	
2	31	XDHZZ	1279	94660	GASKET, TOROID RETAINING		EA 2	
2	32	PAFZZ	5950-00-499-7501	P2450	94660	REACTOR, SATURABLE	EA 1	
2	33	XDFZZ	MS35649-62	96906	NUT, PLAIN, HEXAGON		EA 16	
2	34	PAFZZ	5310-00-983-8483	MS27183-5	96906	WASHER, FLAT	EA 16	
2	35	XDFZZ	EC6	81074	CLAMP, CABLE		EA 2	
2	36	XDHZZ	11154	94660	BRACKET, COOLER, RECTIFIER		EA 2	
2	37	PAFZZ	5999-00-497-7832	5651-37	94660	HEAT SINK	EA 2	
2	38	XDFZZ	MS27183	96906	WASHER, FLAT		EA 2	
2	39	PAFZZ	5961-00-971-6323	1N3210	80131	RECTIFIER, SILICON POWER	EA 2	
2	40	XDFFF	13105	94660	RECTIFIER ASSEMBLY, POSITIVE		EA 1	



EL3KJ003

Figure 3. Power Supply PP-2309B/U, Bottom View.



SECTION II (1) ILLUSTRATION (A) FIG NO		(2) (B) ITEM NO	(3) NATIONAL STOCK NUMBER	(4) PART NUMBER	(5) FSCM	TM11-6130-245-24P-1 (6) DESCRIPTION	(7) USABLE ON CODE	U/M	(8) QTY INC IN UNIT
3	1	PAFZZ	5340-00-257-0046	EC-7	81074	CLAMP,CABLE		EA	1
3	2	PAFZZ	5305-00-889-3000	MS35206-230	96906	SCREW,PAN HEAD		EA	4
3	3	PAFZZ	5305-00-984-4992	MS35206-232	96906	SCREW,PAN HEAD		EA	4
3	4	PAFZZ	5310-00-045-4007	MS35338-41	96906	WASHER,LOCK,SPLIT		EA	18
3	5	PAFZZ	5305-00-068-0501	MS90725-5	96906	BOLT,HEXAGON HEAD		EA	8
3	6	XDHZZ		994	94660	CHASSIS		EA	1
3	7	XDFZZ		P2498	9460	TRANSFORMER,POWER		EA	1
3	8	XDHZZ		1620	94660	SPACER		EA	2
3	9	XDFZZ		VR6110	49956	VOLTAGE STABILIZER		EA	1
3	10	XDHZZ		1514-1	94660	BRACKET, SIDE		EA	2
3	11	PAFZZ	5305-00-989-7434	MS35207-263	96906	SCREW,PAN HEAD		EA	10
3	12	PAFZZ	5961-00-880-2938	1N4002	81349	RECTIFIER,SILICON POWER		EA	4
3	13	XDFZZ		KGDL3020	14655	CAPACITOR,FIXED,ELECTROLYTIC		EA	1
3	14	PAFZZ	5305-00-225-3840	MS90725-7	96906	BOLT,HEXAGON HEAD		EA	3
3	15	XDHZZ		1126	94660	BRACKET,CAPACITOR		EA	1
3	16	XDFZZ	5310-00-934-9751	MS35650-102	96906	NUT,PLAIN,HEXAGON		EA	10
3	17	PAFZZ	5310-00-761-6882	MS51967-2	96906	NUT,PLAIN,HEXAGON		EA	8
3	18	PAFZZ	5310-00-809-8544	MS27183-7	96906	WASHER,FLAT		EA	10
3	19	PAFZZ	5310-00-809-4058	MS27183-10	96906	WASHER,FLAT		EA	6
3	20	PAFZZ	5310-00-045-3296	MS35338-43	96906	WASHER,LOCK,SPLIT		EA	10
3	21	PAFZZ	5310-00-582-5965	MS35338-44	96906	WASHER,LOCK,SPLIT		EA	6
3	22	XDFZZ		52	95173	TERMINAL STRIP		EA	1
3	23	PAFZZ	5305-00-989-7435	MS35207-264	96906	SCREW,PAN HEAD		EA	2
3	24	XDFZZ		600Y-4	75382	TERMINAL STRIP		EA	1
3	25	XDHZZ		MS600Y-4-XXP	75382	MARKER STRIP		EA	1
3	26	PAFZZ	5920-00-892-9311	HKPZEQ	71400	FUSEHOLDER		EA	4
3	27	PAOZZ	5920-00-280-8342	AGC-1	71400	FUSE		EA	2
3	28	PAFZZ	5905-00-490-3559	4349	44655	RESISTOR,FIXED,WIRE WOUND		EA	2
3	29	PAFZZ	5940-00-983-6122	22002	75382	TERMINAL STRIP		EA	2
3	30	XDHZZ		MS602-2-XXXX	75382	MARKER STRIP		EA	2
3	31	XDFZZ		225	98388	GROMMET		EA	2
3	32	PAFZZ	5905-00-280-1586	1011	44655	RESISTOR,FIXED,WIRE WOUND		EA	1
3	33	PAFZZ	5905-00-402-4227	1707	44655	RESISTOR,FIXED,WIRE WOUND		EA	1
3	34	PAFZZ	5905-00-107-7711	1010	44655	RESISTOR,FIXED,WIRE SOUND		EA	1
3	35	XDFZZ		6-32X2-1/4	94660	SCREW,PAN HEAD		EA	4
3	36	PAFZZ	5310-00-345-0990	2153	83330	WASHER,SHOULDER		EA	2
3	37	PAFZZ	5999-00-258-6578	1058	44655	LUG,ADJUSTING		EA	2
3	38	XDFZZ		210	83148	ADAPTER		EA	1
3	39	XDOZZ		1267	94660	CONNECTOR,PLUG,ELECTRICAL		EA	1
3	40	XDOZZ		1384-1	94660	CORD ASSEMBLY		EA	1

SECTION II					TM11-6130-245-24P-1			
(1)	(2)	(3)	(4)	(5)	(6)		(7)	(8)
ILLUSTRATION								
(A)	(B)	NATIONAL			DESCRIPTION			QTY
FIG	ITEM	STOCK	PART	FSCM		USABLE ON CODE	U/M	INC
NO	NO	NUMBER	NUMBER					IN
								UNIT
3	41	PAOZZ 5975-00-518-1908	3303	59730	CORD GRIP		EA	1
3	42	XDFZZ	1105	98388	GROMMET		EA	1
3	43	XDFZZ	1012	94660	RESISTOR,ADJUSTABLE (SHUNT)		EA	1
3	44	XDFZZ	MS24693-47	96906	SCREW,FLAT HEAD		EA	2
3	45	PAFZZ 5970-00-284-9591	135-501	74970	SPACER,INSULATED		EA	2
3	46	XDFZZ	2261	98388	GROMMET		EA	1
3	47	XDHZZ	13104	94660	TERMINAL BOARD ASSEMBLY		EA	1
3	48	PAFZZ 5310-00-088-6252	2330	83330	SPACER,HEXAGON		EA	4
3	49	PAFZZ 5305-00-984-4976	MS35206-219	96906	SCREW,PAN HEAD		EA	4
3	50	XDHZZ	1100A	88245	TERMINAL BOARD		EA	2
3	51	PAFZZ 5340-00-664-2382	MS21919-G32	96906	CLAMP,CABLE		EA	1
3	52	PAFZZ 5930-00-655-1508	MS25100-4	96906	SWITCH,TOGGLE		EA	1
3	53	PAFZZ 5910-00-689-2841	71C50JC952	99392	CAPACITOR,FIXED,ELECTROLYTIC		EA	1
3	54	PAFZZ 5305-00-995-3444	MS35207-266	96906	SCREW,PAN HEAD		EA	4
3	55	PAOZZ 5920-00-254-7724	F03A250V12A	81349	FUSE		EA	1
3	56	PAFZZ 5340-00-257-0039	EC3	81074	CLAMP,CABLE		EA	1
3	57	PAFZZ 6210-00-497-7134	147-1001-2	74970	PILOT LAMP ASSEMBLY		EA	1
3	58	PAOZZ 6240-00-655-2431	6S6	24446	LAMP		EA	1
3	59	PAFZZ 5910-00-689-2840	71C100HA671	99392	CAPACITOR,FIXED,ELECTROLYTIC		EA	1
3	60	XDFZZ	21919-G22	94660	CLAMP,CABLE		EA	1
3	61	PAOZZ 5920-00-057-2306	F02B32V20A	81349	FUSE		EA	1
3	62	PAFZZ 5930-00-655-1582	82671-ST	04009	SWITCH,TOGGLE		EA	1
3	63	XDFZZ	P2522	94660	CHOKE,COIL		EA	1
3	64	PAFZZ 5930-00-840-5483	ST52K	81349	SWITCH,TOGGLE		EA	1

SECTION IV

NATIONAL STOCK NUMBER AND PART NUMBER INDEX

NOTE: LATEST NATIONAL STOCK NUMBER AND PART NUMBER ASSIGNMENTS ARE INCLUDED AT END OF INDEX.

STOCK NUMBER	FIGURE NO	ITEM NO	STOCK NUMBER	FIGURE NO	ITEM NO
5310-00-045-3296	3	20	5310-00-543-2410	2	3
5310-00-045-4007	3	4	5310-00-543-5060	2	27
5920-00-057-2306	3	61	5310-00-582-5965	3	21
5305-00-068-0501	3	5	5930-00-655-1508	3	52
5310-00-087-0057	2	26	6240-00-655-2431	3	58
5905-00-107-7711	3	34	5340-00-664-2382	3	51
3010-00-204-4825	2	12	5910-00-689-2840	3	59
5940-00-204-9414	2	23	5910-00-689-2841	3	53
5305-00-225-3840	3	14			
5950-00-235-2085	2	13	5905-00-726-9861	2	9
5920-00-254-7724	3	55	5970-00-737-0156	2	21
5340-00-257-0039	3	56	5310-00-761-6882	3	17
5340-00-257-0046	3	1	5310-00-809-4058	3	19
5999-00-258-6578	3	37	5310-00-809-8544	3	18
5940-00-269-2219	1	3	5305-00-889-3000	3	2
5905-00-279-2637	2	29	5305-00-889-3001	2	22
5905-00-280-1586	3	32	5920-00-892-9311	3	26
5920-00-280-8342	3	27	5961-00-928-3834	2	4
5970-00-284-9591	3	45	5310-00-934-9751	3	16
5310-00-345-0990	3	36	5310-00-951-4679	2	2
5905-00-402-4227	3	33	5961-00-971-6323	2	39
6625-00-432-2431	1	7	5310-00-983-8483	2	34
6625-00-451-2915	1	1	5305-00-984-4976	3	49
5905-00-490-3559	3	28	5305-00-984-4992	3	3
6210-00-497-7134	3	57	5905-00-985-1246	2	7
5999-00-497-7832	2	37	5305-00-989-7434	3	11
5950-00-499-7501	2	32	5305-00-989-7435	3	23
5975-00-518-1908	3	41	5305-00-995-3444	3	54

PART NUMBER	FSCM	FIG NO	ITEM NO	PART NUMBER	FSCM	FIG NO	ITEM NO
AGC-1	71400	3	27	P2522	94660	3	63
A201-5	99934	2	12	RC32GF470J	81349	2	29
DF31BC	58474	1	3	RP101FD151KK	81349	2	7
DF31RC	58474	1	4	ST52K	81349	3	64
EC-7	81074	3	1	VR6110	49956	3	9
EC3	81074	3	6		80131		
EC6	81074	2	35	1N3210	80131	2	39
F03A250V12A	81349	3	55	1N3210R	80131	2	4
HKPZEQ	71400	3	26	1N4002	81349	3	12
KGDL3020	14655	3	13	1N4721		2	19
				10-32X1/2	94660	1	6
MS21919-G32	96906	3	51	10-32X4-5/8	94660	2	28
MS24693-47	96906	3	44	1010	44655	3	34
MS27183	96906	2	38	1011	44655	3	32
MS27183-10	96906	3	19	1012	94660	3	43
MS27183-2	96906	2	26	1041	94660	2	30
MS27183-3	96906	2	2	1050	94660	2	14
MS27183-5	96906	2	34	1058	44655	3	37
MS27183-7	96906	3	18	1100A	88245	3	50
MS35206-219	96906	3	49	1105	98388	3	42
MS35206-230	96906	3	2	11143	94660	1	2
MS35206-231	96906	2	22	11154	94660	2	36
MS35206-232	96906	3	3	1126	94660	3	15
MS35207-263	96906	3	11	1153	94660	2	15
MS35207-264	96906	3	23	116/U	58474	2	13
MS35207-266	96906	3	54	1267	94660	3	39
MS35338-39	96906	2	27	1279	94660	2	31
MS35338-40	96906	2	3	13104	94660	3	47
MS35338-41	96906	3	4	13105	94660	2	40
MS35338-43	96906	3	20	13106	94660	2	5
MS35338-44	96906	3	21	135-501	74970	3	45
MS35649-22	96906	2	24	1384-1	94660	3	40
MS35649-42	96906	2	1	147-1001-2	74970	3	57
MS35649-62	96906	2	33	1514-1	94660	3	10
MS35650-102	96906	3	16	1620	94660	3	8
MS51967-2	96906	3	17	1707	44655	3	33
MS600Y-4-XXX	75382	3	25	2-56X9/16	94660	2	25
MS602-2-XXXX	75382	3	30	210	83148	3	38
MS90725-5	96906	3	5	2153	83330	3	36
MS90725-7	96906	3	14	21919-G22	94660	3	60
NO. 10	94660	1	5	225	98388	3	31
P2137	94660	2	20	2261	98388	3	46
P2450	94660	2	32	2330	83330	3	48
P2498	94660	3	7	3303	59730	3	41
P2500	94660	2	18	4-40X1/4	94660	2	8
P2501	94660	2	6	4349	44655	3	28

SECTION IV NATIONAL STOCK NUMBER AND PART NUMBER INDEX

PART NUMBER	FSCM	FIG NO	ITEM NO	PART NUMBER	FSCM	FIG NO	ITEM NO
440-09510	77221	1	7				
5150	44655	2	17	6654	94660	2	10
52	95173	3	22	71C100HA671	99392	3	59
5651-37	94660	2	37	71C50JC952	99392	3	53
58-4WFKS1-4	12697	2	16	7269634	16758	2	21
6-170	71785	2	23				
6-32X2-1/4	94660	3	5	82671-ST	04009	3	62
686	24446	3	58	992	94660	2	11
600Y-4	75382	3	24	994	94660	3	6

LATEST NATIONAL STOCK NUMBER ASSIGNMENTS

STOCK NUMBER	FIG NO	ITEM NO	STOCK NUMBER	FIG NO	ITEM NO
5310-00-088-6252	3	48	5961-00-880-2938	3	12
5355-00-518-1850	2	17	5961-00-929-4975	2	19
5930-00-655-1582	3	62	5940-00-983-6122	3	29
5930-00-840-5483	3	64			

LATEST PART NUMBER ASSIGNMENTS

PART NUMBER	FSCM	FIGURE NO.	ITEM NO.
F02B32V20A	81349	3	61
MS25100-4	96906	3	52
M22-05-00122FD	81349	2	9
22002	75382	3	29
440-09511	77221	1	1

By Order of the Secretary of the Army:

BERNARD W. ROGERS  
*General, United States Army*  
*Chief of Staff*

Official:

PAUL T. SMITH  
*Major General, United States Army*  
*The Adjutant General*

Distribution

*Active Army:*

USASA (2)  
COE (1)  
TSG (1)  
USAARENBD (1)  
DARCOM (1)  
TRADOC (2)  
OS Maj Cmd (4)  
TECOM (2)  
USACC (4)  
MDW (1)  
Armies (2)  
Corps (2)  
HISA (Ft Monmouth) (33)  
Svc colleges (1)  
USASIGS (5)  
USAADS (2)  
USAFAS (2)  
USAARMS (2)  
USAIS (2)  
USAES (2)  
USAICS (3)  
MAAG (1)  
USARMIS (1)  
USAERDAA (1)  
USAERDAW (1)

Instls (2) except  
Ft Gordon (10)  
Ft Huachuca (10)  
Ft Carson (5)  
Ft Richardson (ECOM Ofc) (2)  
LBAD (14)  
SAAD (30)  
TOAD (14)  
SHAD (3)  
Ft Gillem (10)  
Sig FLDMS (1)  
Units org under fol TOE:  
(1 copy each unit)  
6-615  
6-616  
6-617  
6-619  
11-215  
11-500 (AA-AC)  
29-134  
29-136  
29-500  
55-457  
55-458

ARNG & USAR: None.

For explanation of abbreviations used, see AR 310-50.

RECOMMENDED CHANGES TO EQUIPMENT TECHNICAL MANUALS



# SOMETHING WRONG WITH THIS MANUAL?

THEN... JOT DOWN THE DOPE ABOUT IT ON THIS FORM, TEAR IT OUT, FOLD IT AND DROP IT IN THE MAIL!

FROM: (YOUR UNIT'S COMPLETE ADDRESS)

Commander  
Stateside Army Depot  
ATTN: AMSTA-US  
Stateside, N.J. 07703

DATE 10 July 1975

PUBLICATION NUMBER

TM 11-5840-340-12

DATE

23 Jan 74

TITLE

Radar Set AN/SPC-76

BE EXACT... PIN-POINT WHERE IT IS

PAGE NO.	PARA-GRAPH	FIGURE NO.	TABLE NO.
2-25	2-28		
3-10	3-3		3-1
5-6	5-8		
		FO3	

IN THIS SPACE TELL WHAT IS WRONG AND WHAT SHOULD BE DONE ABOUT IT:

Recommend that the installation antenna alignment procedure be changed throughout to specify a 2° IFF antenna lag rather than 1°.

REASON: Experience has shown that with only a 1° lag, the antenna servo system is too sensitive to wind gusting in excess of 25 knots, and has a tendency to rapidly accelerate and decelerate as it hunts, causing strain to the drive train. Hunting is minimized by adjusting the lag to 2° without degradation of operation.

Item 5, Function column. Change "2 db" to "3db."

REASON: The adjustment procedure for the TRANS POWER FAULT indicator calls for a 3 db (500 watts) adjustment to light the TRANS POWER FAULT indicator.

Add new step f.1 to read, "Replace cover plate removed in step e.1, above."

REASON: To replace the cover plate.

Zone C 3. On J1-2, change "+24 VDC to "+5 VDC."

REASON: This is the output line of the 5 VDC power supply. + 24 VDC is the input voltage.

TEAR ALONG DOTTED LINE

TYPED NAME, GRADE OR TITLE, AND TELEPHONE NUMBER

SSG I. M. DeSpirito 999-1776

SIGN HERE:

*SSG I. M. DeSpirito*

DA FORM 2028-2 (TEST) 1 AUG 74

P.S.--IF YOUR OUTFIT WANTS TO KNOW ABOUT YOUR MANUAL "FIND" MAKE A CARBON COPY OF THIS AND GIVE IT TO YOUR HEADQUARTERS.

HISA 1686-75

RECOMMENDED CHANGES TO EQUIPMENT TECHNICAL MANUALS



# SOMETHING WRONG WITH THIS MANUAL?

THEN... JOT DOWN THE DOPE ABOUT IT ON THIS FORM, TEAR IT OUT, FOLD IT AND DROP IT IN THE MAIL!

FROM: (YOUR UNIT'S COMPLETE ADDRESS)

DATE

PUBLICATION NUMBER

DATE

TITLE

BE EXACT... PIN-POINT WHERE IT IS

IN THIS SPACE TELL WHAT IS WRONG AND WHAT SHOULD BE DONE ABOUT IT:

PAGE NO.

PARA-GRAPH

FIGURE NO.

TABLE NO.

TEAR ALONG DOTTED LINE

TYPED NAME, GRADE OR TITLE, AND TELEPHONE NUMBER

SIGN HERE:

FILL IN YOUR  
UNIT'S ADDRESS



FOLD BACK

DEPARTMENT OF THE ARMY

\_\_\_\_\_  
\_\_\_\_\_

OFFICIAL BUSINESS

Commander  
US Army Electronics Command  
ATTN: DRSEL-MA-Q  
Fort Monmouth, New Jersey 07703

TEAR ALONG DOTTED LINE

FOLD BACK





This fine document...

Was brought to you by me:



## [Liberated Manuals -- free army and government manuals](#)

Why do I do it? I am tired of sleazy CD-ROM sellers, who take publicly available information, slap “watermarks” and other junk on it, and sell it. Those masters of search engine manipulation make sure that their sites that sell free information, come up first in search engines. They did not create it... They did not even scan it... Why should they get your money? Why are not letting you give those free manuals to your friends?

I am setting this document FREE. This document was made by the US Government and is NOT protected by Copyright. Feel free to share, republish, sell and so on.

I am not asking you for donations, fees or handouts. If you can, please provide a link to [liberatedmanuals.com](http://liberatedmanuals.com), so that free manuals come up first in search engines:

<A HREF=<http://www.liberatedmanuals.com/>>Free Military and Government Manuals</A>

- Sincerely  
Igor Chudov  
<http://igor.chudov.com/>
- [Chicago Machinery Movers](#)