

TM 11-5965-283-20P

TECHNICAL MANUAL

**ORGANIZATIONAL MAINTENANCE REPAIR PARTS AND
SPECIAL TOOLS LISTS**

FOR

HEADSET-MICROPHONE H 182/PT

(NSN-5965-00-069-8885)

HEADQUARTERS, DEPARTMENT OF THE ARMY
7 APRIL 1980

NO. 11-5965-283-20P

HEADQUARTERS
DEPARTMENT OF THE ARMY
WASHINGTON DC, 7 April 1980

**ORGANIZATIONAL MAINTENANCE REPAIR PARTS AND SPECIAL TOOLS LISTS
FOR
HEADSET-MICROPHONE H-182/PT
NSN 5965-00-069-8885**

Current as of 6 November 1979

REPORTING ERRORS AND RECOMMENDING IMPROVEMENTS

You can help improve this manual. If you find any mistakes or if you know of a way to improve the procedures, please let us know. Mail your letter, DA Form 2028 (Recommended Changes to Publications and Blank Forms), or DA Form 2028-2 located in back of this manual direct to Commander, US Army Communications and Electronics Materiel Readiness Command, ATTN: DRSEL-ME-MQ, Fort Monmouth, NJ 07703.

In either case a reply will be furnished direct to you.

* This manual together with TM 11-5965-283-34P, 7 April 1980, supersedes so much of TM 11-5965-283-15, 4 March 1968 as pertains to organizational repair parts and special tools list.

TABLE OF CONTENTS

		Page	Illus. Figure
Section	I. Introduction	1	
	II. Repair parts list	5	
Group	00 Headset-Microphone H-182/PT		
	Headset-Microphone H-182/PT, Cable Assembly Special Purpose	5	1
	Headset-Microphone H-182/PT, Earphone and Microphone Assembly	9	2
	Headset-Microphone H-182/PT, Headband Assembly	11	3
Section	III. Special tools list (Not applicable)		
	IV. National stock number and part number index	12	

SECTION I

INTRODUCTION

1. Scope

This manual lists spares and repair parts; special tools: special test, measurement, and diagnostic equipment (TMDE), and other special support equipment required for performance of organizational maintenance of the H-182/PT. It authorizes the requisitioning and issue of spares and repair parts as indicated by the source and maintenance codes.

2. General

This Repair Parts and Special Tools list is divided into the following sections

a. Section II. Repair Parts List. A list of spares and repair parts authorized for use in the performance of maintenance. The list also includes parts which must be removed for replacement of the authorized parts. Parts lists are composed of functional groups in numeric sequence, with the parts in each group listed in figure and item number sequence.

b. Section III. Special Tools List. Not applicable.

c. Section IV. National Stock Number and Part Number Index. A list, in National item identification number (NIIN) sequence, of all National stock numbers (NSN) appearing in the listings, followed by a list, in alphameric sequence, of all part numbers appearing in the listings. National stock numbers and part numbers are cross-referenced to each illustration figure and item number appearance.

3. Explanation of Columns

a. Illustration. This column is divided as follows:

(1) *Figure number.* Indicates the figure number of the illustration on which the item is shown.

(2) *Item number.* The number used to identify item called out in the illustration.

b. Source, Maintenance, and Recoverability (SM_p) Codes.

(1) *Source code.* Source codes indicate the manner of acquiring support items for maintenance, repair, or overhaul of end items. Source codes are entered in the first and second positions of the Uniform SMR Code format as follows:

Code

Definition

PA - Item procured and stocked for anticipated or known usage.

XD - A support item that is not stocked. When required, item will be procured through normal supply channels.

NOTE

Cannibalization or salvage maybe used as a source of supply for any items source coded above except those coded XA and aircraft support items as restricted by AR 700-42.

(2) *Maintenance code.* Maintenance codes are assigned to indicate the levels of maintenance authorized to USE and REPAIR support items. The maintenance codes are entered in the third and fourth positions of the Uniform SMR Code format as follows:

(a) The maintenance code entered in the third position will indicate the lowest maintenance level authorized to remove, replace, and use the support item. The maintenance code entered in the third position will indicate one of the following levels of maintenance:

Code

Application-Explanation

O - Support item is removed, replaced, used at the organizational level.

(b) The maintenance code entered in the fourth position indicates whether the item is to be repaired and identifies the lowest maintenance level with the capability to perform complete repair (i.e., all authorized maintenance functions). This position will contain one of the following maintenance codes:

Z - Nonrepairable. No repair is authorized.

(3) *Recoverability code.* Recoverability codes are assigned to support items to indicate the disposition action on unserviceable items. The recoverability code is entered in the fifth position of the Uniform SMR Code format as follows:

Recoverability

Code Application/Explandion

Z - Nonrepairable item. When unserviceable, condemn and dispose at the level indicated in position 3.

c. National Stock Number. Indicates the National stock number assigned to the item and will be used for requisitioning purposes.

d. Part Number. Indicates the primary number used by the manufacturer (individual, company, firm, corporation, or Government activity), which controls the design and characteristics of the item by means of its engineering drawings, specifications, standards, and inspection requirements to identify an item or range of items.

NOTE

When a stock numbered item is requisitioned, the repair part received may have a different part number than the part being replaced.

e. Federal Supply Code for Manufacturer (FSCY). The FSCM is a 5-digit numeric code listed in SB 708-42 which is used to identify the manufacturer, distributor, or Government agency, etc.

f. Description. Indicates the Federal item name and, if required, a minimum description to identify the item.

g. Unit of Measure (U/M). Indicates the standard of the basic quantity of the listed item as used in performing the actual maintenance function. This measure is expressed by a two-character alphabetical abbreviation (e.g., ea. in, pr, etc). When the unit of measure differs from the unit of issue, the lowest unit of issue that will satisfy the required units of measure will be requisitioned.

h. Quantity Incorporated in Unit. Indicates the quantity of the item used in the breakout shown on the illustration figure, which is prepared for a functional group, subfunctional group, or an assembly.

4. Special Information

a. The following publication pertains to the H- 182/PT and its components:

TM 11-5965-283-15, Headset-Microphone
H-182/PT

b. The illustrations in this manual are identical to those published in TM 11-5965-283-34P. Only those parts assigned the third position SMR maintenance code "C" or "O" are listed in the tabular listing; therefore, there may be a break in the item number sequence. Only illustrations containing organizational authorized items appear in this manual.

5. How to locate Repair Parts

a. When National stock number or part number is unknown.

(1) *First.* Using the table of contents, determine the functional group within which the item belongs. This is necessary since illustrations are prepared for functional groups and listings are divided into the same groups.

(2) *Second.* Find the illustration covering the functional group to which the item belongs.

(3) *Third.* Identify the item on the illustration and note the illustration figure and item number of the item.

(4) *Fourth.* Using the Repair Parts Listing, find the figure and item number noted on the illustration.

b. When National stock number or part number is known.

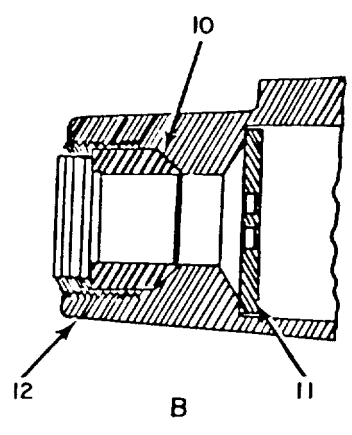
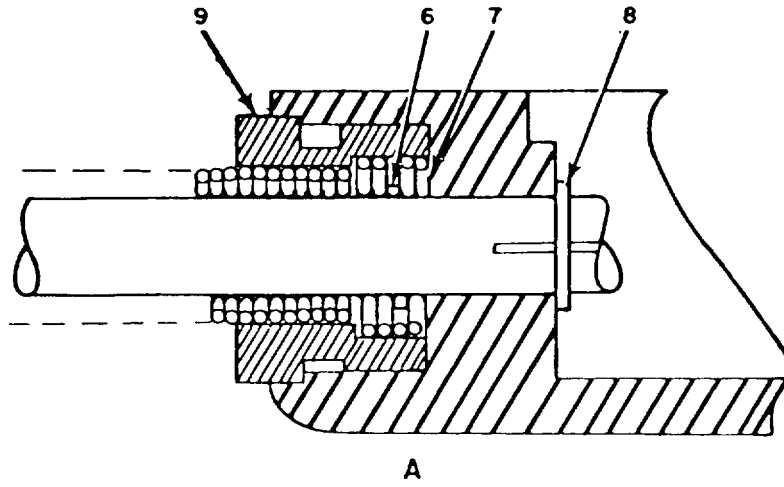
(1) *First.* Using the Index of National Stock Numbers and Part Numbers, find the pertinent National stock number or part number. This index is in NIIN sequence followed by a list of part numbers in alphameric sequence, cross-referenced to the illustration figure number and item number.

(2) *Second.* After finding the figure and item number, locate the figure and item number in the repair parts list.

6. Abbreviations

Not applicable.

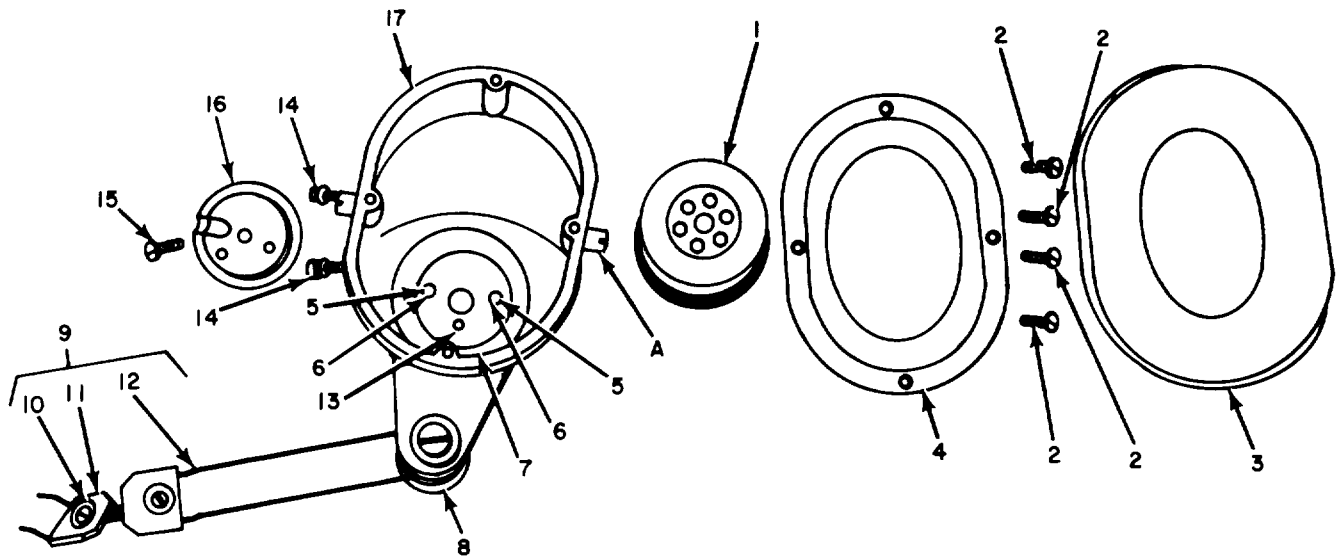
(Next printed page is 4)



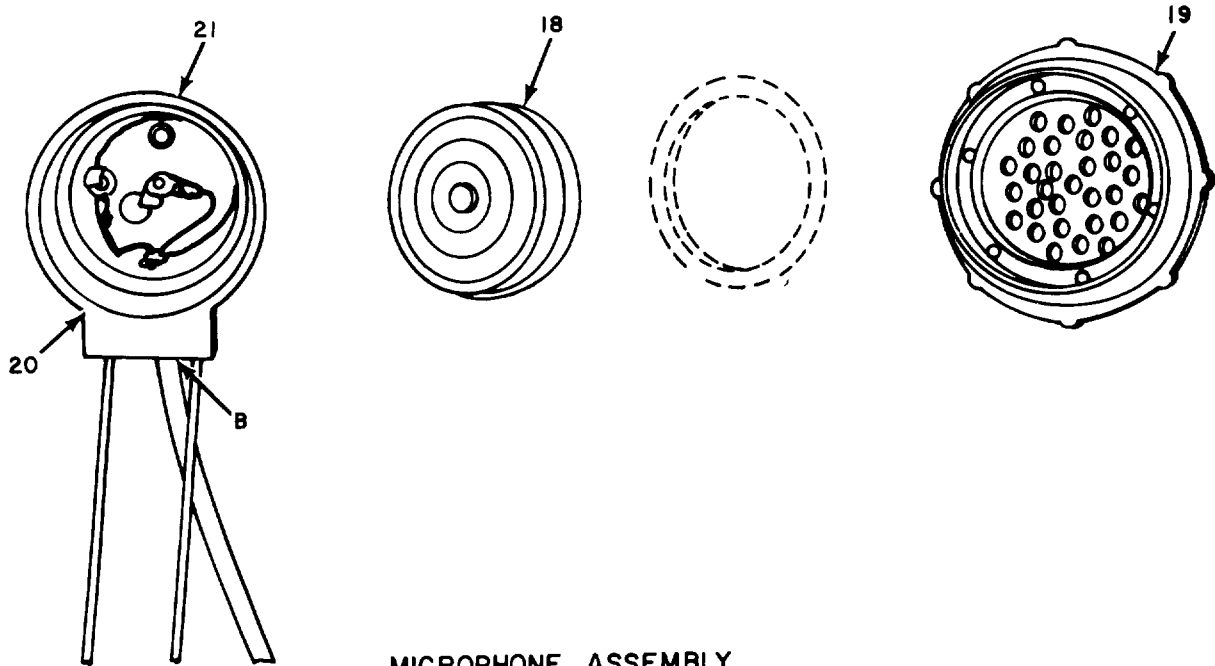
EL6JW003

Figure 1. Headset-Microphone H-182/PT, Cable Assembly Special Purpose.

SECTION II				TM11-5965-283-20P				
(1)	(2)	(3)	(4)	(5)	(6)	(7)	(8)	
ILLUSTRATION								
(a)	(b)	NATIONAL		DESCRIPTION		QTY		
FIG	ITEM	SMR	STOCK	PART			INC	
NO.	NO.	CODE	NUMBER	NUMBER	FSCM	USABLE ON CODE	U\M	UNIT
GROUP 00 HEADSET-MICROPHONE H-182/PT,CABLE ASSEMBLY								
SPECIAL PURPOSE								
1	7	XDOZZ		2-10-5700-5	02697		EA	2
1	10	XDOZZ		2-10-5700-5	02697		EA	1



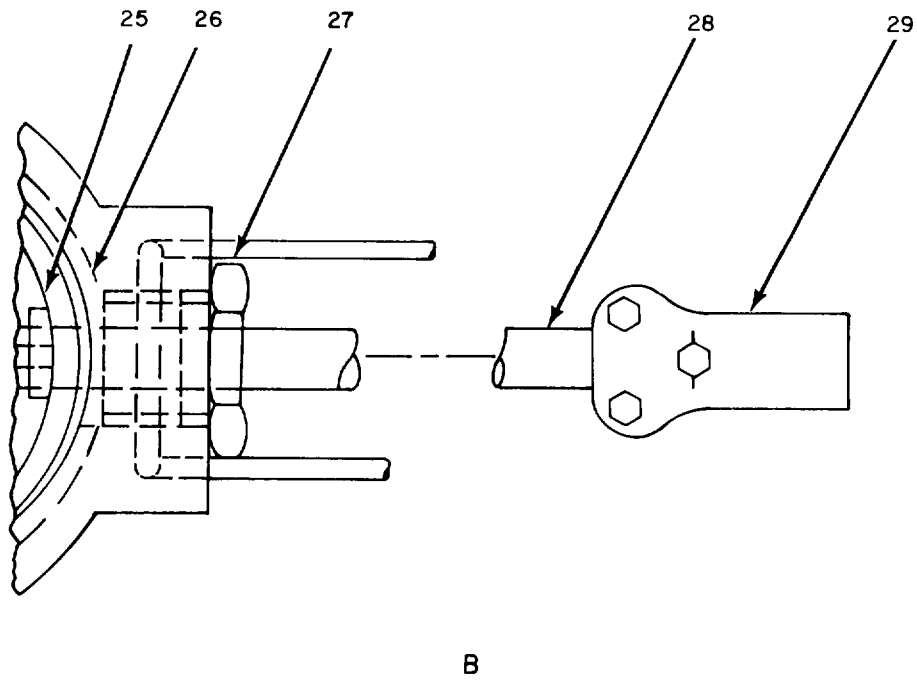
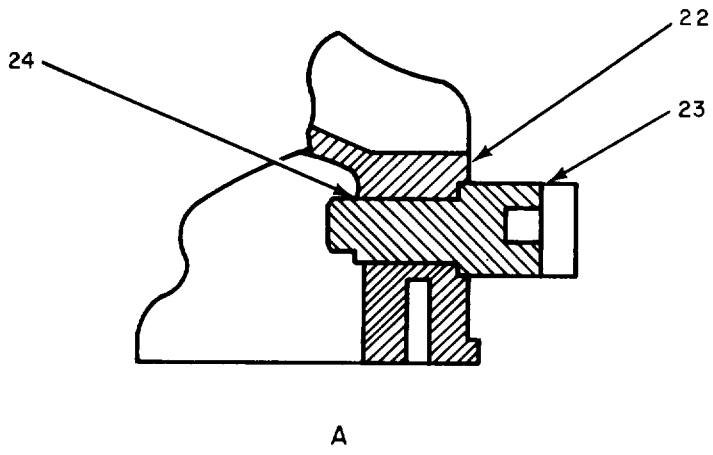
EARCUP, GUIDE BOOM & SWIVEL ASSEMBLIES



MICROPHONE ASSEMBLY

EL6JW004

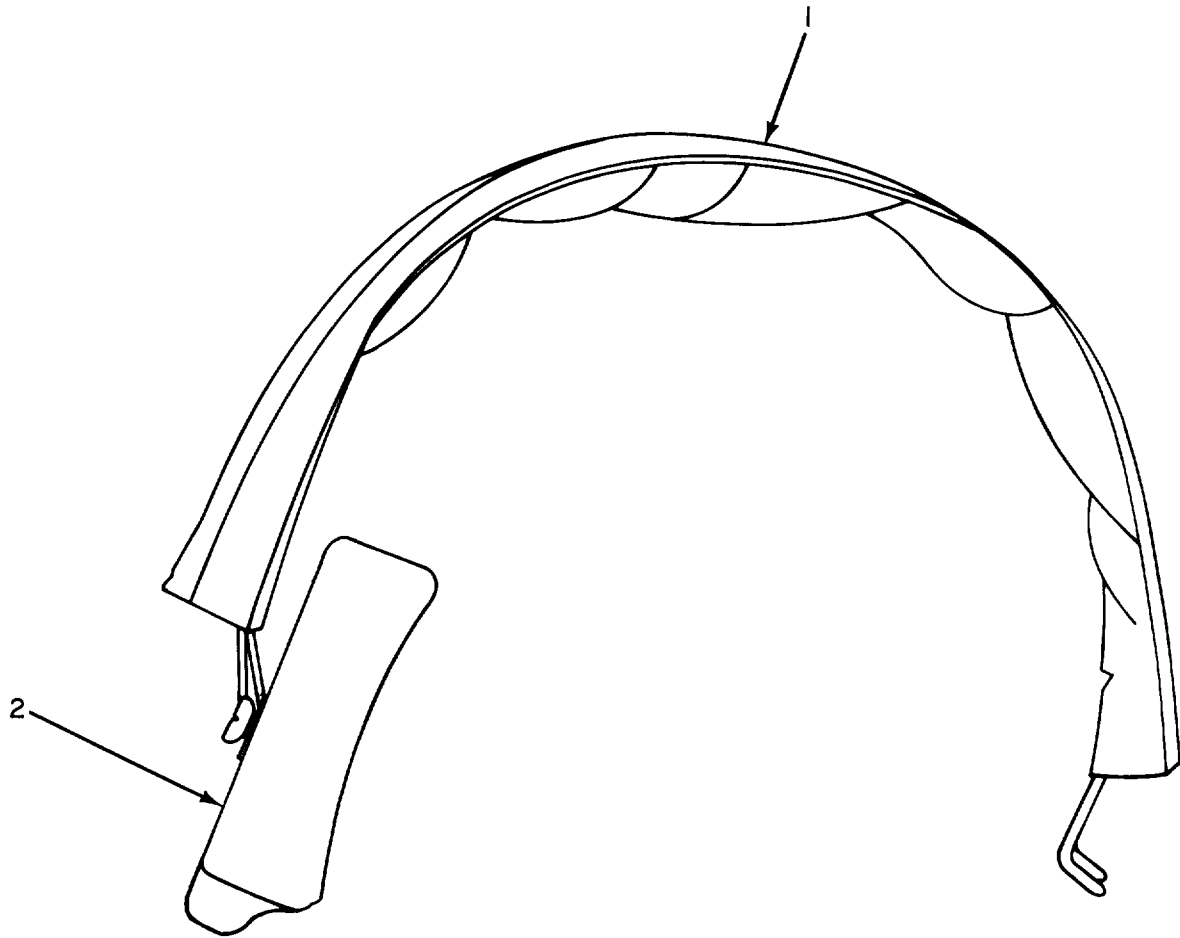
Figure 2. Headset-Microphone H-182/PT, Earphone and Microphone Assembly (Sheet 1 of 2).



EL6JW005

Figure 2. Headset-Microphone H-182/PT, Earphone and Microphone Assembly (Sheet 2 of 2).

SECTION II						TM11-5965-283-20P		
(1)	(2)	(3)	(4)	(5)	(6)		(7)	(8)
ILLUSTRATION								
(a)	(b)		NATIONAL	PART	DESCRIPTION			QTY
FIG	ITEM	SMR	STOCK	NUMBER				INC
NO.	NO.	CODE	NUMBER	NUMBER	FSCM	USABLE ON CODE	U\M	IN
								UNIT
2	1	PAOZZ	5965-00-549-0220	TA-235/PT	80058		EA	1
2	3	PAOZZ	5965-00-058-1246	21681	18068		EA	1
2	6	PAOZZ	5330-00-252-6048	MS29513-6	96906		EA	2
2	7	XDOZZ		2-133-5700-5	02697		EA	1
2	11	XDOZZ		2-121-5700-5	02697		EA	2
2	18	PAOZZ	5965-00-296-9456	SM-B-145957	80063		EA	1
2	19	PAOZZ	5965-00-058-1245	21906	18068		EA	1
2	20	XDOZZ		2-121-5700-5	02697		EA	2
2	26	PAOZZ	5330-00-252-6048	MS29513-6	96906		EA	1



EL6JW006

Figure 3. Headset-Microphone H-182/PT, Headband Assembly.

SECTION II						TM11-5965-283-20P		
(1)	(2)	(3)	(4)	(5)	(6)		(7)	(8)
ILLUSTRATION								
(a)	(b)		NATIONAL		DESCRIPTION			QTY
FIG	ITEM	SMR	STOCK	PART				INC
NO.	NO.	CODE	NUMBER	NUMBER	FSCM	USABLE ON CODE	U\M	IN
								UNIT
3	1	PAOZZ	5965-00-010-6529	21922	18068	COVER, HEADBAND	EA	1
3	2	PAOZZ	5965-00-058-1286	21929	18068	PAD, HEADBAND	EA	1

NATIONAL STOCK NUMBER AND PART NUMBER INDEX

STOCK NUMBER	FIGURE NO.	ITEM NO.	STOCK NUMBER	FIGURE NO.	ITEM NO.
5965-00-010-6529	3	1	5330-00-252-6048	2	6
5965-00-058-1245	2	19	5330-00-252-6048	2	26
5965-00-058-1246	2	3	5965-00-296-9456	2	18
5965-00-058-1286	3	2	5965-00-549-0220	2	1

PART NUMBER	FSCM	FIG. NO.	ITEM NO.	PART NUMBER	FSCM	FIG. NO.	ITEM NO.
MS29513-6	96906	2	6	2-121-5700-5	2697	2	20
MS29513-6	96906	2	26	2-133-5700-5	2697	2	7
SM-B-145957	80063	2	18	21681	18068	2	3
TA-235/PT	80058	2	1	21906	18068	2	19
2-10-5700-5	2697	1	7	21922	18068	3	1
2-10-5700-5	2697	1	10	21929	18068	3	2
2-121-5700-5	2697	2	11				

By order of the Secretary of the Army:

E. C. MEYER
General, *United States Army*
Chief of Staff

Official:

J. C. PENNINGTON
Major General, United States Army
The Adjutant General

DISTRIBUTION:

To be distributed in accordance with DA Form 12-51 Organizational maintenance requirements for SB-22/PT.

RECOMMENDED CHANGES TO EQUIPMENT TECHNICAL MANUALS



SOMETHING WRONG WITH THIS MANUAL?

THEN...JOT DOWN THE DOPE ABOUT IT ON THIS FORM, TEAR IT OUT, FOLD IT AND DROP IT IN THE MAIL!

FROM: (YOUR UNIT'S COMPLETE ADDRESS)

Commander
Stateside Army Depot
ATTN: AMSTA-US
Stateside, N.J. 07703

DATE 10 July 1975

PUBLICATION NUMBER

TM 11-5840-340-20P

DATE

23 Jan 78

TITLE

Radar Set AN/PRC-76

BE EXACT...PIN-POINT WHERE IT IS

IN THIS SPACE TELL WHAT IS WRONG AND WHAT SHOULD BE DONE ABOUT IT:

PAGE NO.	PARA-GRAPH	FIGURE NO.	TABLE NO.
33			
44		19	
45			

For item 2, change the NSN to read: 5835-00-134-9186.
Reason: Accuracy.

Identify the cover on the junction box (item no. 5).
Reason: It is a separate item and is not called out on figure 19.

Add the cover of the junction box as an item in the listing for figure 19.
Reason: Same as above.

TEAR ALONG DOTTED LINE

S

A

M

R

L

E

TYPED NAME, GRADE OR TITLE, AND TELEPHONE NUMBER

SSG I. M. DeSpiritof 999-1776

SIGN HERE:

SSG I. M. De Spiritof

DA FORM 2028-2
1 AUG 74

P.S.--IF YOUR OUTFIT WANTS TO KNOW ABOUT YOUR MANUAL "FIND" MAKE A CARBON COPY OF THIS AND GIVE IT TO YOUR HEADQUARTERS.

FILL IN YOUR
UNIT'S ADDRESS

FOLD BACK

DEPARTMENT OF THE ARMY

Commander
US Army Communications and
Electronics Materiel Readiness Command
ATTN: DRSEL-ME-MQ
Fort Monmouth, New Jersey 07703

FOLD BACK

TEAR ALONG DOTTED LINE

FILL IN YOUR
UNIT'S ADDRESS

FOLD BACK

DEPARTMENT OF THE ARMY

Commander
US Army Communications and
Electronics Materiel Readiness Command
ATTN: DRSEL-ME-MQ
Fort Monmouth, New Jersey 07703

FOLD BACK

TEAR ALONG DOTTED LINE

RECOMMENDED CHANGES TO EQUIPMENT TECHNICAL MANUALS



SOMETHING WRONG WITH THIS MANUAL?

THEN... JOT DOWN THE DOPE ABOUT IT ON THIS FORM, TEAR IT OUT, FOLD IT AND DROP IT IN THE MAIL!

FROM: (YOUR UNIT'S COMPLETE ADDRESS)

DATE

PUBLICATION NUMBER
TM 11-5965-283-20P

DATE
7 Apr 80

TITLE
HEADSET-MICROPHONE
H-182/PT

BE EXACT... PIN-POINT WHERE IT IS

IN THIS SPACE TELL WHAT IS WRONG AND WHAT SHOULD BE DONE ABOUT IT:

PAGE NO.	PARA-GRAPH	FIGURE NO.	TABLE NO.

TEAR ALONG DOTTED LINE

TYPED NAME, GRADE OR TITLE, AND TELEPHONE NUMBER

SIGN HERE:

FILL IN YOUR
UNIT'S ADDRESS

FOLD BACK

DEPARTMENT OF THE ARMY

Commander
US Army Communications and
Electronics Materiel Readiness Command
ATTN: DRSEL-ME-MQ
Fort Monmouth, New Jersey 07703

FOLD BACK

TEAR ALONG DOTTED LINE

This fine document...

Was brought to you by me:



[Liberated Manuals -- free army and government manuals](#)

Why do I do it? I am tired of sleazy CD-ROM sellers, who take publicly available information, slap “watermarks” and other junk on it, and sell it. Those masters of search engine manipulation make sure that their sites that sell free information, come up first in search engines. They did not create it... They did not even scan it... Why should they get your money? Why are not letting you give those free manuals to your friends?

I am setting this document FREE. This document was made by the US Government and is NOT protected by Copyright. Feel free to share, republish, sell and so on.

I am not asking you for donations, fees or handouts. If you can, please provide a link to liberatedmanuals.com, so that free manuals come up first in search engines:

<A HREF=<http://www.liberatedmanuals.com/>>Free Military and Government Manuals

- Sincerely
Igor Chudov
<http://igor.chudov.com/>
- [Chicago Machinery Movers](#)