

ARMY  
NAVY  
AIR FORCE

TM 11-5895-913-34P  
NAVELEX 0967-LP-546-6431  
TO 31R5-2G-224

---

DIRECT SUPPORT AND GENERAL SUPPORT MAINTENANCE  
REPAIR PARTS AND SPECIAL TOOLS LISTS  
(INCLUDING DEPOT MAINTENANCE REPAIR PARTS AND SPECIAL TOOLS)  
FOR  
TRANSLATOR, SIGNAL DATA CV-3098/G  
(NSN 5895-00-237-2472)  
FOR  
SATELLITE COMMUNICATION TERMINAL  
AN/FSC-78(V)

---

DEPARTMENTS OF THE ARMY, THE NAVY, AND THE AIR FORCE

JUNE 1977

CHANGE }  
No. 1 }

DEPARTMENTS OF THE ARMY,  
THE NAVY, AND THE AIR FORCE  
WASHINGTON DC, *October 21, 1981*

**Direct Support and General Support Maintenance  
Repair Parts and Special Tools List  
(Including Depot Maintenance Repair Parts and Special Tools)  
For**

**TRANSLATOR, SIGNAL DATA CV-30981G  
(NSN 5895-00-237-2472)  
For**

**SATELLITE COMMUNICATION TERMINALS  
ANIFSC-78(V) AND AN/GSC-39(V)**

TM 11-5895-913-34P/NAVELEX 0967-LP-546-6430/TO 31R5-2G-224, 30 June 1977 Is changed as follows:

1. The title of the manual is changed as shown above.
2. New or changed material is indicated by a vertical bar.
3. Added or revised Illustrations are indicated by a vertical bar before figure number and title and by a pointing hand on the Illustration pages.
4. Remove and insert pages as indicated below.

<i>Remove</i>	<i>Insert</i>
i/(ii blank) .....	i/(ii blank)
1-1 through 1-3 .....	1-1 through 1-3
2-1 through 2-4 .....	2-1 through 2-4
2-7 through 2-10 .....	2-7 through 2-10
None .....	2-10 1/(2-10 2 blank)
3-1 through 3-3/(3-4 blank) .....	3-1 through 3-3/(3-4 blank)

5. File this change sheet in front of the publication for reference purposes.

By Order of the Secretaries of the Army, the Navy, and the Air Force:

E. C MEYER  
*General, United States Army*  
*Chief of Staff*

Official:

ROBERT M. JOYCE  
*Brigadier General, United States Army*  
*The Adjutant General*

H. D. ARNOLD  
*Rear Admiral, United States Navy*  
*Commander, Naval Electronic*  
*Systems Command*

LEW ALLEN, JR, General USAF  
*Chief of Staff*

Official:

BRYCE POE II  
*General, USAF, Commander, Air Force*  
*Logistics Command*

Distribution:

To be distributed in accordance with special mailing list.

TECHNICAL MANUAL  
 No 11-5895-913-34P  
 TECHNICAL MANUAL  
 NAVELEX 0967-LP-546-6430  
 TECHNICAL ORDER  
 No. 31R5-2G-224



DEPARTMENTS OF THE ARMY,  
 THE NAVY, AND THE AIR FORCE  
 WASHINGTON, DC, 30 June 1977

**DIRECT SUPPORT AND GENERAL SUPPORT MAINTENANCE  
 REPAIR PARTS AND SPECIAL TOOLS LISTS  
 (INCLUDING DEPOT MAINTENANCE REPAIR PARTS AND SPECIAL TOOLS)  
 FOR  
 TRANSLATOR, SIGNAL DATA CV-30981G  
 (NSN 5895-00-237-2472)  
 FOR  
 SATELLITE COMMUNICATION TERMINALS  
 ANIFSC-78(V) AND ANIGSC-39(V)  
 Current as of 4 July 1976**

**REPORTING ERRORS AND RECOMMENDING IMPROVEMENTS**

You can help improve this manual. If you find any mistakes or if you know of a way to improve the procedures, please let us know. Mail your letter, DA Form 2028 (Recommended Changes to Publications and Blank Forms), or DA Form 20282 located in back of this manual direct to Commander, US Army Communications Electronics Command, ATTN: DRSELMEMQ, Fort Monmouth, NJ 07703.

For Air Force, submit AFTO Form 22 (Technical Order System Publication Improvement Report and Reply) in accordance with paragraph 65, Section VI, T.O. 0051. Forward direct to prime ALC/MST.

For Navy, mail comments to the Commander, Naval Electronics Systems Command, ATTN: ELEX 45053 (O.H.), Washington, DC 20360.

In either case, a reply will be furnished direct to you.

**TABLE OF CONTENTS**

		<b>Page</b>	<b>Illus Figure</b>
SECTION I	Introduction .....	1-1	
SECTION II	Repair Parts List .....	2-1	
GROUP 00	1501 Signal Data Translator CV-3098/G .....	2-1	2-1
	150101 Frequency Multiplier .....	2-3	2-2
	15010101 Electrical Instrument Multiplier (2A4A2A1) (Factory Repairable).....		
	15010102 Electrical Instrument Multiplier (2A4A2A2) (Factory Repairable).....		
	150102 Power Supply .....	2-4	2-3
	150103 Microwave Mixer .....	2-6	2-4
	150104 RF Transmission Line Switch (Factory Repairable).....		
	150105 Radio Frequency Oscillator Assembly .....	2-7	2-5
SECTION II	National Stock Number and Part Number Index .....	3-1	
SECTION IV	Bulk Materials List.....	4-1	
SECTION V	Special Tools List (See TM 11-5895-914-34P Consolidated Tools List) .....		

**SECTION I.  
INTRODUCTION**

**1-1. Scope**

This manual lists spares and repair parts; special tools; special test, measurement, and diagnostic equipment (TMDE), and other special support equipment required for performance of direct support and general support maintenance of the CV3098/G. It authorizes the requisitioning and issue of spares and repair parts as indicated by the source and maintenance codes.

**1-2. General**

This Repair Parts and Special Tools List is divided into the following sections:

*a. Section II Repair Parts List.* A list of spares and repair parts authorized for use in the performance of maintenance. The list also includes parts which must be removed for replacement of the authorized parts. Parts lists are composed of functional groups in numeric sequence, with the parts in each group listed in figure and item number sequence. Bulk materials are listed in section IV.

*b. Section III National Stock Number and Part Number Index.* A list, in National item identification number (NIIN) sequence, of all National stock numbers (NSN) appearing in the listings, followed by a list, in alphanumeric sequence, of all part numbers appearing in the listings. National stock numbers and part numbers are cross-referenced to each illustration figure and item number appearance.

*c. Section IV Bulk Materials List* A list of all bulk materials required to manufacture/assemble items contained in this manual. This section is listed alphanumerically by part number.

*d. Section V Special Tools List.* Special tools, TMDE and support equipment authorized for the performance of maintenance up to the direct support maintenance level are listed in TM 11-5895914-34P.

**1-3. Explanation of Columns**

*a. Illustration* This column is divided as follows:

(1) *Figure number* Indicates the figure number of the illustration on which the item is shown.

(2) *Item number* The number used to identify item called out in the illustration.

*b. Source, Maintenance, and Recoverability (SMR) Codes*

(1) *Source code* Source codes indicate the manner of acquiring support items for maintenance, repair, or overhaul of end items. Source codes are

entered in the first and second positions of the Uniform SMR Code format as follows:

<i>Code</i>	<i>Definition</i>
PA-Item	procured and stocked for anticipated or known usage.
PB-Item	procured and stocked for insurance purpose because essentiality dictates that a minimum quantity be available in the supply system.
AF-Item	to be assembled at direct support maintenance level.
XA-Item	is not procured or stocked because the requirements for the item will result in the replacement of the next higher assembly.
XB-Item	is not procured or stocked. If not available through salvage, requisition.

**NOTE**

Cannibalization or salvage may be used as a source of supply for any items source coded above except those coded XA and aircraft support items as restricted by AR 700-42.

(2) *Maintenance code* Maintenance codes are assigned to indicate the levels of maintenance authorized to USE and REPAIR support items. The maintenance codes are entered in the third and fourth positions of the Uniform SMR Code format as follows:

(a) The maintenance code entered in the third position will indicate the lowest maintenance level authorized to remove, replace, and use the support item. The maintenance code entered in the third position will indicate one of the following levels of maintenance:

<i>Code</i>	<i>Application/Explanation</i>
O-Support	item is removed, replaced, used at the organizational level.
F-Support	item is removed, replaced, used at the direct support level.
H-Support	item is removed, replaced, used at the general support level.
D-Support	items that are removed, replaced, used at depot, mobile depot, specialized repair activity only.
	(b) The maintenance code entered in the fourth position indicates whether the item is to be repaired and identifies the lowest maintenance level with the capability to perform complete repair (i e.,

all authorized maintenance functions) This position will contain one of the following maintenance codes:

- | <i>Code</i> | <i>Application/Explanation</i>  |
|-------------|---|
| F-          | The lowest maintenance level capable of complete repair of the support Item is the direct support level.                          |
| H-          | The lowest maintenance level capable of complete repair of the support Item is the general support level.                         |
| D-          | The lowest maintenance level capable of complete repair of the support item is the depot level, performed by Tobyhanna Army Depot |
| Z-          | Nonreparable No repair is authorized  |

(3) *Recoverability code* Recoverability codes are assigned to support items to indicate the disposition action on unserviceable Items. The recoverability code is entered in the fifth position of the Uniform SMR Code format as follows

- | <i>Recoverability codes</i> | <i>Definition</i>   |
|-----------------------------|---|
| Z-Nonreparable Item.        | When unserviceable, condemn and dispose at the level indicated in position 3  |
| F-Reparable item            | When uneconomically reparable, condemn and dispose at the direct support level  |
| H-Reparable Item            | When uneconomically reparable, condemn and dispose at the general support level   |
| D-Reparable item.           | When beyond lower level repair capability, return to depot. Condemnation and disposal not authorized below depot level  |
| L-Reparable item            | Repair, condemnation, and disposal not authorized below depot/specialized repair activity level   |
| A-Item                      | requires special handling or condemnation procedures because of specific reasons ( e, precious metal content, high dollar value, critical material or hazardous material) Refer to appropriate manuals/directives for specific instructions |

*c. Federal Stock Number* Indicates the National stock number assigned to the item and will be used for requisitioning purposes

*d. Part Number* . Indicates the primary number used by the manufacturer (individual, company, firm, corporation, or Government activity), which controls the design and characteristics of the Item by means of its engineering drawings, specifications, standards, and inspection requirements to identify an Item or range of items

**NOTE**

When a stock number item is requisitioned, the repair part received may have a different part number than the part being replaced

e. Federal Supply Code for Manufacturer (FSCM) The FSCM is a 5-digit numeric code listed in SB 708-41/42 which is used to identify the manufacturer, distributor, or Government agency, etc .

f. Description Indicates the Federal Item name and, if required, a minimum description to identify the item.

g. Unit of Measure (U/M) Indicates the standard of the basic quantity of the listed item as used in performing the actual maintenance function. This measure is expressed by a two-character alphabetical abbreviation (e g , ea, in, pr, etc.) When the unit of measure differs from the unit of issue, the lowest unit of issue that will satisfy the required units of measure will be requisitioned.

h. Quantity Incorporated In Unit. Indicates the quantity of the item used in the breakout shown on the illustration figure, which is prepared for a functional group, subfunctional group, or an assembly.

**1-4. Special Information**

**NOTE**

Unless otherwise noted, all equipment applicable to the AN/FSC78(V) is applicable to the AN/GSC39(V)

- a. The following publications pertain to the CV-3098/G and its components.
- |    |                   |   |
|----|-------------------|---|
| TM | 11-5895-898-12-1, | Satellite Communication Terminal AN/FSC-78(V)   |
| TM | 11-5895-898-12-2, | Satellite Communication Terminal AN/FSC-78(V)   |
| TM | 11-5895-898-20P,  | Satellite Communication Terminal AN/FSC-78(V)   |
| TM | 11-5895-913-34,   | Translator, Signal Data CV-3098/G for Satellite Communication Terminal AN/FSC-78(V)                                       |
| TM | 11-5895-913-34P,  | Translator, Signal Data CV-3098/G for Satellite Communication Terminal AN/FSC-78(V)                                       |
| TM | 11-5895-914-34,   | Ancillary Equipment Including: Control Monitor ID-1914/G for Satellite Communication Terminals AN/FSC-78(V) and AN/FSC-79 |
| TM | 11-5895-914-34P,  | Ancillary Equipment Including: Control Monitor ID-1914/G for Satellite Communication Terminals AN/FSC-78(V) and AN/FSC-79 |
| TM | 11-5895-1043-12,  | Satellite Communication Terminal AN/GSC-39(V)2 (To be published)  |
| TM | 11-5895-1043-20P, | Satellite Communication Terminal AN/GSC-39(V)2 (To be published)  |
| TM | 11-5895-1050-12,  | Satellite Communication Terminal AN/GSC-39(V)I (To be published)  |
| TM | 11-5895-1050-20P, | Satellite Communication Terminal AN/GSC-39(V)I (To be published)  |

b. National stock numbers (NSN's) that are missing

from P source coded items have been applied for and will be added to this TM by future change/revision when they are entered in the Army Master Data File (AMDF) Until the NSN's are established and published, submit exception requisitions to Commander, US Army Communications Electronics Command, ATTN DRSELMM Fort Monmouth NJ 07703 for the part required to support your equipment.

c. Action change codes indicated in the left-hand margin of the listing page denote the following:

- N-Indicates an added item.
- C-Indicates a change in data.
- R-Indicates a change in NSN only.

**1-5. How to Locate Repair Parts**

a. When National stock number or part number is unknown

(1) *First* Using the table of contents, determine the functional group within which the item belongs. This is necessary since illustrations are prepared for functional groups and listings are divided into the same

groups.

(2) *Second.* Find the Illustration covering the functional group to which the item belongs

(3) *Third* Identify the item on the illustration and note the illustration figure and item number of the item.

(4) *Fourth* Using the Repair Parts Listing, find the figure and item number noted on the illustration

b. When National stock number or part number is known.

(1) *First* . Using the Index of National Stock Numbers and Part Numbers, find the pertinent National stock number or part number This index is In NIIN sequence followed by a list of part numbers in alphameric sequence, cross-referenced to the Illustration figure number and item number

(2) *Second.* After finding the figure and item number, locate the figure and item number in the repair parts list.

**1-6. Abbreviations**

Not Applicable

SECTION II. REPAIR PARTS LIST

(1) ILLUSTRATION		(2)	(3)	(4)	(5)	(6)	(7)	(8)
(a) FIG NO.	(b) ITEM NO.	SMR CODE	NATIONAL STOCK NUMBER	PART NUMBER	FSCM	DESCRIPTION  USABLE ON CODE	U/M	QTY INC IN UNIT
						GROUP: 1501 SIGNAL DATA TRANSLATOR CV-3098/G		
2-1	1	AFFFF		SMD717001-19	80063	CABLE ASSEMBLY,RADIO FREOUENCY	EA	1
2-1	2	XBFZZ		MS35650-304	96906	NUT,PLAIN,HEXAGON	EA	4
2-1	3	XBFZZ		MS35338-138	96906	WASHER,LOCK	EA	4
2-1	4	XBFZZ		MS15795-808	96906	WASHER,FLAT	EA	4
2-1	5		DELETED					
2-1	6	PAFHD	5895-01-010-6087	503894	05627	FREQUENCY MULTIPLIER SEE GROUP 150101 FOR PARTS/	EA	1
2-1	7	PAFZZ	5995-01-053-5526	SM0D716986-15	80063	CABLE ASSEMBLY.RADIO FREOUENCY	EA	1
2-1	8	PAFZZ	5961-00-723-4984	33711A	28480	LIMITER,BROAD BAND	EA	1
2-1	9	AFFFD		SMD717087	80063	OSCILLATOR ASSY,RADIO FREQ /SEE GROUP 150105 FOR PARTS/	EA	1
2-1	10	PAFZZ	5920-n0-080-0707	LMOV3	80103	PROTECTOR,OVERVOLTAGE	EA	1
2-1	11	XBFZZ	5305-00-054-6652	MS51957-78	96906	SCREW.MACHINE	EA	6
2-1	12	XBFZZ		MS15795-805	96906	WASHER.FLAT	EA	9
2-1	13	XBFZZ		MS35338-136	96906	WASHER,LOCK	EA	6
2-1	14	PAFFH	6130-00-242-9469	LM228R	80103	POWERSUPPLY /SEE GROUP 150102 FOR PARTS/	EA	1
2-1	15	XBFZZ		MS15795-803	96906	WASHER.FLAT	EA	20
2-1	16	XBFZZ		MS535649-744	96906	NUT,PLAIN,HEXAGON	EA	6
2-1	17	XBFZZ	5310-00-933-8118	MS35338-135	96906	WASHER,LOCK	EA	14
2-1	18	XBFZZ		MS51957-15	96906	SCREW.MACHINE	EA	12
2-1	19	PAFZZ	5935-01-034-6663	MS27508E12B4P	96906	CONNECTOR.RECFPTACLE,ELEC	EA	1
2-1	20	XBFZZ		MS51957-45	96906	SCREW,MACHINE	EA	4
2-1	21	XBFZZ		MS35338-137	96906	WASHER,LOCK	EA	52
2-1	22	XBFZZ		MS15795-807	96906	WASHER,FLAT	EA	7
2-1	23	XBFZZ	5305-00-059-3657	MS51958-61	96906	SCREW.MACHINE	EA	4
2-1	24		DELETED					
2-1	25	PAFZZ	5995-01-031-0360	SMD716986-61	80063	CABLE ASSEMBLY,RADIO FREOUENCY	EA	1
2-1	26	PAFZA		F4254	12598	FILTER,BAND PASS	EA	1
2-1	27	PAFZZ	5355-00-842-3111	MS91528-1A2B	96906	KNOB,CONTROL.PLASTIC	EA	3
2-1	28	PAFZZ	5930-01-034-4886	M3786-28-040	81349	SWITCH,ROTARY	EA	3
2-1	29	PAFZZ	6625-00-883-9106	2531-4101001S	65092	METER.ELECTRICAL.INDICATING	EA	1
<b>CHANGE 1 2-1</b>								



SECTION II. REPAIR PARTS LIST

(1) ILLUSTRATION		(2)	(3)	(4)	(5)	(6) DESCRIPTION	(7)	(8)
(a) FIG NO.	(b) ITEM NO.	SMR CODE	NATIONAL STOCK NUMBER	PART NUMBER	FSCM	USABLE ON CODE	U/M	QTY INC IN UNIT
2-1	30	PAFZZ	5925-00-340-9983	M39019-4-84	81349	CIRCUIT BREAKER	EA	1
2-1	31	PAFFF	6210-01-036-9477	10HA2CIJ14LGM 1N1R1	96182	LIGHT INDICATOR ASSEMBLY	EA	2
2-1	32	PAFZZ	5985-00-238-9435	FP50-3DB	23042	ATTENUATOR, FIXED	EA	1
2-1	33	PAFZZ	5935-00-490-5220	M24308-2-2	81349	CONNECTOR, PLUG, ELECTRICAL	EA	1
2-1	34	XBFZZ		MS16995-29	96906	SCREW, CAP, SOCKET HEAD	EA	14
2-1	35	XBFZZ	5310-00-934-9759	MS35649-284	96906	NUT, PLAIN, HEXAGON	EA	21
2-1	36	XBFZZ		107	15305	ADAPTER, WAVEGUIDE TO COAXIAL	EA	1
2-1	37	PAFDD	5895-01-011-7336	V8306SM	32091	MIXER, MICROWAVE	EA	1
2-1	38	XBFZZ		20-11-5020-1236	18565	SHIELDING GASKET, ELECTRONIC	EA	11
2-1	39	XBFZZ		MS16995-27	96906	SCREW, CAP, SOCKET HEAD	EA	6
2-1	40	PBFZZ		SMC716166-7	80063	WAVEGUIDE ASSEMBLY	EA	1
2-1	41	XBFZZ	5305-00-988-7604	MS16995-28	96906	SCREW, CAP, SOCKET HEAD	EA	16
2-1	42	XBFZZ		947	15305	ADAPTER, WAVEGUIDE TO COAXIAL	EA	2
2-1	43	XBFZZ		MS16995-30	96906	SCREW, CAP, SOCKET HEAD	EA	4
2-1	44	PBFZZ	5985-01-032-4023	5MC716166-6	80063	WAVEGUIDE ASSEMBLY	EA	1
2-1	45	PAFZZ	5895-01-011-7334	336938-1	80006	ISOLATOR, RADIO FREQ REFLECTION	EA	1
2-1	46	PBFZZ	5985-01-032-4908	SMC716167-4	80063	WAVEGUIDE ASSEMBLY	EA	1
2-1	47	PAFZZ	5985-01-007-9387	336962	80006	CIRCULATOR, RADIO FREQUENCY	EA	1
2-1	48	PAFZZ	5961-00-087-6047	1N645	81349	SEMICONDUCTOR DEVICE, DIODE	EA	2
2-1	49	PAFZZ	5905-00-126-6683	RCR07G332JS	81349	RESISTOR, FIXED, COMPOSITION	EA	1
2-1	50	PAFZZ	5905-00-106-1357	RCR07G563JS	81349	RESISTOR, FIXED, COMPOSITION /SELECT AT TEST/	EA	1
2-1	50	PAFZZ	5905-00-119-3505	RCR07G683JS	81349	RESISTOR, FIXED, COMPOSITION /SELECT AT TEST/	EA	1
2-1	50	PAFZZ	5905-00-435-6374	RCR07G823JS	81349	RESISTOR, FIXED, COMPOSITION /SELECT AT TEST/	EA	1
2-1	51	PAFZZ	5905-00-110-7620	RCR07G1002JS	81349	RESISTOR, FIXED, COMPOSITION /SELECT AT TEST/	EA	1
2-1	51	PAFZZ	5905-00-141-0742	RCR07G181JS	81349	RESISTOR, FIXED, COMPOSITION /SELECT AT TEST/	EA	1
2-1	51	PAFZZ	5905-00-435-1718	RCR07G241JS	81349	RESISTOR, FIXED, COMPOSITION /SELECT AT TEST/	EA	1
2-1	51	PAFZZ	5905-00-119-3503	RCR07G271JS	81349	RESISTOR, FIXED, COMPOSITION /SELECT AT TEST/	EA	1
2-1	51	PAFZZ	5905-00-111-4750	RCR07G301JS	81349	RESISTOR, FIXED, COMPOSITION /SELECT AT TEST/	EA	1

CHANGE 1 2-2

SECTION II. REPAIR PARTS LIST

(1) ILLUSTRATION		(2)	(3)	(4)	(5)	(6) DESCRIPTION	(7)	(8)
(a) FIG NO.	(b) ITEM NO.	SMR CODE	NATIONAL STOCK NUMBER	PART NUMBER	FSCM	USABLE ON CODE	U/M	QTY INC IN UNIT
2-1	52	XBFFF		SMC717275	80063	PLATE,TERMINAL	EA	1
2-1	53	PAFZZ	5945-00-493-5445	M5757-70-003	81349	RELAY,ARMATURF	EA	1
2-1	54	PAFZZ	5985-01-034-4945	12198L4	96341	ISOLATOR,RADIO FREQ REFLECTION	EA	1
2-1	55	PBFZZ	5985-01-030-6857	SMC716168-2	80063	WAVEGUIDE ASSEMBLY	EA	1
2-1	56	PBFZZ	5985-01-030-6856	SMC716166-4	80063	WAVEGUIDE ASSEMBLY	EA	1
2-1	57	PAOZZ	5930-00-083-5552	M22885-12-002	81349	FILTER,SIGNAL LIGHT	EA	8
2-1	58	PAOZZ	6240-00-155-7836	MS25237-327	96906	LAMP,INCANDESCENT	EA	8
2-1	59	PAOZZ	6210-00-247-0478	10H557	96182	SCREEN,DISPLAY	EA	2
2-1	60	PAOZZ	6210-00-571-1913	IOHR1	96182	LENS,DISPLAY	EA	2
2-1	61	XBFZZ		MS25281F13	96906	CLAMP,LOOP	EA	1
2-1	62	PAFZZ	5985-00-484-7715	9210H	07180	TERMINATION,COAXIAL	EA	1
2-1	62A	X8FZZ		SMC716105	80U63	BRACKET,ANGLE,WAVEGUIDE	EA	2
2-1	63	XBFZZ		MS51957-47	96906	SCREW,MACHINE	EA	2
2-1	63A	XBFZZ	5305-00-054-6671	MS51957-46	96906	SCREW,MACHINE	EA	3
2-1	64	PAFZZ	5935-01-034-9293	2900-6024	28671	CONNECTOR.PLUG,ELECTRICAL	EA	2
2-1	65	PAFDL	5985-00-138-3296	CS33S10-7	24022	SWITCH.RF XMSN LINE	EA	1
2-1	66	XBFZZ		MS51957-20	96906	SCREW,MACHINE	EA	2
2-1	67	PAFZZ		SMC952875-1	80063	CABLE ASSEMBLY,RADIO FREQUENCY	EA	1
2-1	68	PAFZZ		SMD952864-1	80063	ATTENUATOR ASSEMBLY,0-21DB	EA	2
2-1	69	PAFZZ		SMC952875-2	80063	CABLE ASSEMBLY,RADIO FREQUENCY	EA	1
2-1	70	PAFZZ		SMC952875-4	80063	CABLE ASSEMBLY,RADIO FREQUENCY	EA	1
2-1	71	PAFZZ		SMC952875-3	80063	CABLE ASSEMBLY,RADIO FREQUENCY	EA	1
						GROUP:150101		
2-2	1	PAHZZ	5915-01-034-1897	LSF1000-8AA	33174	FILTER,LOW PASS	EA	1
2-2	2	XBHZZ		MS35338-135	96906	WASHER,LOCK	EA	8
2-2	3	XBHZZ		MS15795-802	96906	WASHER,FLAT	EA	8
2-2	4	XBHZZ		MS51959-14	96906	SCREW,MACHINE	EA	4
2-2	5	XBHZZ		MS51957-19	96906	SCREW,MACHINE	EA	4
2-2	6	XBHZZ		A301467	05627	BRACKET,ANGLE	EA	2
2-2	7	PAHZZ	5995-01-031-6623	B504280-6	05627	CABLE ASSEMBLY,RADIO FREQUENCY	EA	1
2-2	8	PAHDL	5895-01-030-0996	503895	05627	MULTIPLIER,ELECTRICAL INSTR	EA	1
2-2	9	XBHZZ	5305-00-763-6962	MS51959-27	96906	SCREW,MACHINE	EA	8
2-2	10	PAHDL	5895-01-030-5368	502897	05627	MULTIPLIER,ELECTRICAL INSTR	EA	3
2-2	11	PAHZZ	5995-01-030-2778	B504280-1	05627	CABLE ASSEMBLY,RADIO FREQUENCY	EA	1

CHANGE 1 2-3

SECTION II. REPAIR PARTS LIST

(1) ILLUSTRATION		(2)	(3)	(4)	(5)	(6)	(7)	(8)
(a) FIG NO.	(b) ITEM NO.	SMR CODE	NATIONAL STOCK NUMBER	PART NUMBER	FSCM	DESCRIPTION  USABLE ON CODE	U/M	QTY INC IN UNIT
2-2	12	XBHZZ		MS35649-244	96906	NUT,PLAIN,HEXAGON	EA	4
2-2	13	PAHZZ	5985-01-034-6733	D1-413E3	50667	SWITCH,RADIO FREQ XNSN LINE	EA	2
2-2	14	PAHZZ		1N4002	81349	SEMICONDUCTOR DEVICE,DLODE	EA	2
2-2	15	XBHZZ	5305-00-182-9270	HS51957-122	96906	SCREW.MACHINE	EA	2
2-2	16	PAHZZ	5935-00-057-2690	DAM15P	71468	CONNECTOR.RECEPTACLE,ELEC	EA	1
2-2	17	PAHZZ	5935-00-897-4766	DAMI5S	71468	CONNECTOR,PLUG.ELECTRICAL	EA	1
2-2	18	XBHZZ		M5S51957-14	96906	SCREW.MACHINE	EA	2
2-2	19	PAHZZ	5995-01-030-2782	R504280-2	05627	CABLE ASSEMBLY,RADIO FREQUENCY	EA	1
2-2	20	PAHZZ	5995-01-030-2781	R504280-3	05627	CABLE ASSEMBLY,RADIO FREQUENCY	EA	1
2-2	21	PAHZZ	5995-01-030-2780	8504280-4	05627	CABLE ASSEMBLY,RADIO FREQUENCY	EA	1
2-2	22	PAHZZ	5995-01-030-2777	8504280-5	05627	CABLE ASSEMBLY,RADIO FREQUENCY	EA	1
2-2	23	PAHZZ	5985-01-034-8227	850010-10	05627	ATTENUATOR,FIXED GROUP 150102 POWER SUPPLY	EA	1
2-3	1	XBFZZ		JBD89-101	80103	SCREW,MACHINE	EA	4
2-3	2	XBFZZ		JMA12-010	80103	WASHER,FIBER	EA	4
2-3	3	XBFZZ		G11-820GRN	56137	WASHER,EPOXY	EA	4
2-3	4	XBFZZ	5999-00-135-2147	L217-6-14	80103	HEATSINKLEC-LEC CMPNT	EA	2
2-3	5	XBFZZ		HSDOO-017	80103	INSULATOR.PLATE	EA	2
2-3	6	PAFZZ	5961-00-928-9112	FBN36487	80103	TRANSISTOR	EA	2
2-3	7	XBFZZ		M535338-79	96906	WASHER,LOCK	EA	6
2-3	8	XBFZZ		MS35649-64	96906	NUT,PLAIN,HEXAGON	EA	6
2-3	9	XBFZZ		HED00-006	80103	TERMINAL.LUG	EA	2
2-3	10	XDFZZ	5815-00-528-8172	L225-7-72	80103	COVER, TOP	EA	1
2-3	11	XDFZZ		MS53216-27	96906	SCREW.MACHINE	EA	6
2-3	12	XDFZZ		2102-06-04	78189	TERMINAL.LUG	EA	2
2-3	13	PAFZZ	5961-00-866-2471	FBN36488	80103	TRANSISTOR	EA	1
2-3	14	XBFZZ		MS15795-306	96906	WASHER,FLAT	EA	2
2-3	15	XBFZZ		MS35333-71	96906	WASHER,LOCK	EA	1
2-3	16	XHFZZ		JMD12-030	80103	WASHER,FIRER	EA	2
2-3	17	PAFZZ	5905-00-405-4060	ONS45-067	80103	RESISTOR,VARIABLE.WIRE WOUND	EA	1
2-3	17A	XBFZZ		HSDOO-010	80103	WASHER,MICA	EA	8
2-3	1d	XSFZZ		MS15795-60R	96906	WASHER,FLAT	EA	8
2-3	19	PAFZZ	5961-00-912-7734	3680D	05277	SEMICONDUCTOR DEVICE,DIODE	EA	4
2-3	20	PAFZZ	5910-00-861-4941	CBS20-033	80103	CAPACITOR,FIXED,ELECTROLYTIC	EA	1
2-3	21	PAFZZ	5910-00-9-6-7512	CBR25-024	80103	CAPACITOR.FIXED,ELECTROLYTIC	EA	1
<b>CHANGE 1</b>					<b>2-4</b>			

**SECTION II. REPAIR PARTS LIST**

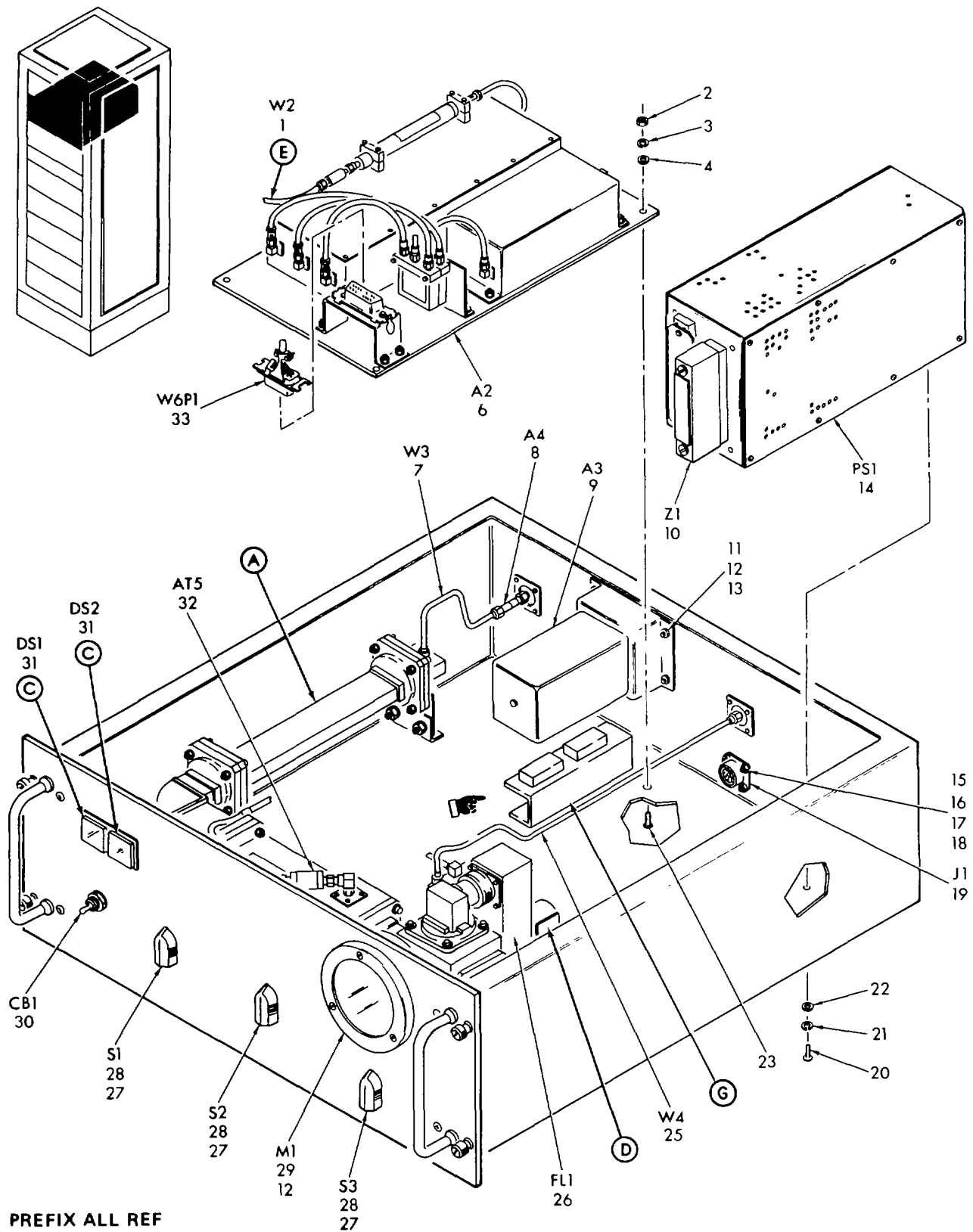
(1) ILLUSTRATION		(2)	(3)	(4)	(5)	(6) DESCRIPTION	(7)	(8)
(a) FIG NO.	(b) ITEM NO.	SMR CODE	NATIONAL STOCK NUMBER	PART NUMBER	FSCM	USABLE ON CODE	U/M	QTY INC IN UNIT
2-3	22	PAFZZ	5910-00-903-9562	WMF1P22	14655	CAPACITOR, FIXED, PLASTIC DIELECTRIC	EA	1
2-3	23	PAFZZ	5910-00-835-2630	WMF4S33	14655	CAPACITOR, FIXED, PLASTIC DIELECTRIC	EA	1
2-3	24	XBFZZ		HBJ07-312	80103	TERMINAL BLOCK	EA	1
2-3	25	XBFZZ		600SP	75382	PLATE, STRADDLE	EA	2
2-3	26	PAFZZ		ABA228R	80103	TRANSFORMER, STEP-DOWN	EA	1
2-3	26	PAFZZ	5910-00-835-2936	WMF2S22	14655	CAPACITOR, FIXED, PLASTIC DIELECTRIC	EA	1
2-3	27	XBFZZ		MS35338-81	96906	WASHER, LOCK	EA	8
2-3	28	XBFZZ		MS35649-105	96906	NUT, PLAIN, HEXAGON	EA	4
2-3	29	XBFZZ		389	79963	TERMINAL, LUG	EA	4
2-3	30	XBFZZ		JMF08-090	80103	INSULATOR, TEFLON	EA	4
2-3	31	XBFZZ		MS35650-104	96906	NUT, PLAIN, HEXAGON	EA	4
2-3	32	XBFZZ	5940-00-155-7685	2101-10-00	78189	TERMINAL, LUG	EA	1
2-3	33	XBFZZ		MS35335-60	96906	WASHER, LOCK	EA	4
2-3	34	XBFZZ		1220-08	78189	WASHER, LOCK	EA	1
2-3	35	XBFZZ		DWFOO-002	80103	NUT, PLAIN, HEXAGON	EA	1
2-3	36	XBFZZ		J8D88-061	80103	SCREW, ASSEMBLED WASHER	EA	9
2-3	37	XBFZZ		L225-6-72	80103	COVER, BOTTOM	EA	1
2-3	38	XBFZZ	5940-00-231-0495	HBJ09-410	80103	TERMINAL BOARD	EA	1
2-3	39	PAFZZ	5905-00-931-0126	DFN15-042	80103	RESISTOR, FIXED, WIRE WOUND	EA	2
2-3	40	PAFZZ	5905-00-116-8566	RC20GF680K	81349	RESISTOR, FIXED, COMPOSITION	EA	1
2-3	41	XBFZZ		2104-06-00	78189	TERMINAL, LUG	EA	1
2-3	42	XBFZZ		MS35335-58	96906	WASHER, LOCK	EA	2
2-3	43	XBFZZ		MS35216-28	96906	SCREW, MACHINE	EA	2
2-3	44	XBFZZ		JBF80-121	80103	SCREW, MACHINE	EA	4
2-3	45	PAFZZ	5910-00-993-8305	192P10292	56289	CAPACITOR, FIXED, PLASTIC DIELECTRIC	EA	1
2-3	46	PAFZZ	5905-00-119-8811	RC07GF151K	81349	RESISTOR, FIXED, COMPOSITION	EA	1
2-3	47	PAFZZ	5905-00-195-6451	RC20GF472K	81349	RESISTOR, FIXED, COMPOSITION	EA	2
2-3	48	PAFZZ	5905-00-192-0662	RC20GF184K	81349	RESISTOR, FIXED, COMPOSITION	EA	1
2-3	49	PAFZZ	5905-00-185-6575	RC20GF392K	81349	RESISTOR, FIXED, COMPOSITION	EA	1
2-3	50	PAFZZ	5961-00-880-4783	1N4002	04713	SEMICONDUCTOR DEVICE, DIODE	EA	4
2-3	51	PAFZZ	5910-00-435-6778	40D305G0100CC4	56289	CAPACITOR, FIXED, ELECTROLYTIC	EA	1
2-3	52	PAFZZ	5905-00-106-1282	RC20GF223K	81349	RESISTOR, FIXED, COMPOSITION	EA	1
2-3	53	XBFZZ		7717-5N	13103	MOUNTING PAD, ELEC-ELEC COMPNT	EA	2
					<b>2-5</b>			

SECTION II. REPAIR PARTS LIST

(1) ILLUSTRATION		(2)	(3)	(4)	(5)	(6) DESCRIPTION	(7)	(8)
(a) FIG NO.	(b) ITEM NO.	SMR CODE	NATIONAL STOCK NUMBER	PART NUMBER	FSCM	USABLE ON CODE	U/M	QTY INC IN UNIT
2-3	54	XBFZZ		HSC---003	80103	HEATSINK,ELEC-ELEC COMPONENT	EA	1
2-3	55	PAFZZ	5961-00-465-0572	FBNL108	80103	TRANSISTOR	EA	1
2-3	56	PAFZZ	5905-00-104-8335	RC20GF124K	81349	RESISTOR,FIXED,COMPOSITION	EA	1
2-3	57	XBFZZ		J8D89-061	80103	SCREW.ASSEMBLED WASHER	EA	4
2-3	58	PAFZZ	5905-00-141-0592	RC20GF122K	81349	RESISTOR.FIXED,COMPOSITION	EA	1
2-3	59	PAFZZ	5905-00-484-8062	DCS68-021	80103	RESISTOR,FIXED.FILM	EA	1
2-3	60	PAFZZ	5905-00-247-8617	DCS47-003	80103	RESISTOR.FIXED,FILM	EA	1
2-3	61	PAFZZ	5961-00-947-2739	FBNL103	80103	TRANSISTOR	EA	1
2-3	62	PAFZZ	5905-00-931-0127	DNS12-026	80103	RESISTOR,VARIABLE,WIRE WOUND	EA	1
2-3	63	PAFZZ	5961-00-828-1216	FBNL110	80103	TRANSISTOR	EA	3
2-3	64	XBFZZ		7717-44N	13103	MOUNTING PAD.ELEC-ELEC CMPNT	EA	3
2-3	65	PAFZZ	5961-00-614-5721	FBMZ102	80103	SEMICONDUCTOR DEVICE.DIODE	EA	1
2-3	66	PAFZZ		DCS20-018	80103	RESISTOR.FIXED,FILM	EA	1
2-3	67	PAFZZ	5905-00-810-1377	DFS30-021	80103	RESISTOR,FIXED.WIRE WOUND	EA	1
2-3	68	PAFZZ	5905-00-111-4734	RC20GF470K	81349	RESISTOR.FIXED.COMPOSITION	EA	1
2-3	69	PAFZZ	5961-00-929-8808	FBMZ104	80103	SEMICONDUCTOR DEVICE.DIODE	EA	1
2-3	70	PAFZZ	5905-00-929-7436	DFS12-030	80103	RESISTOR,FIXED,WIRE WOUND	EA	1
2-3	71	PAFZZ	5905-00-247-8618	DCT15-013	80103	RESISTOR,FIXED,FILM	EA	1
2-3	72	PAFZZ	5910-00-928-7954	CBBR14-030	80103	CAPACITOR,FIXED,ELECTROLYTIC	EA	1
2-3	73	PAFZZ	5961-00-990-3049	FBMZ103	80103	SEMICONDUCTOR DEVICE,DIOUE	EA	1
2-3	74	PAFZZ	5905-00-247-8616	DC539-014	80103	RESISTOR.FIXED,FILM	EA	1
2-3	75	PAFZZ	5910-00-726-1537	WMF2S1	14655	CAPACITOR.FIXED,PLASTIC DIEL	EA	2
2-3	76	PAFZZ	5905-00-247-8614	DCR22-005	80103	RESISTOR,FIXED,FILM	EA	1
2-3	77	PAFZZ	5905-00-957-8901	DFR60-005	80103	RESISTOR,FIXED,WIRE WOUND	EA	1
						GROUP: 150103		
						MICROWAVE MIXER		
2-4	1	XBFZZ		A307433	32091	CAP SHIELDING ASSEMBLY	EA	2
2-4	2	PAFZZ		8304035	32091	CRYSTAL,CAP	EA	2
2-4	3	XBFZZ		12-121-424	32091	SCREW,MACHINE	EA	4
2-4	4	XBFZZ		15-121-104	32091	WASHER.LOCK	EA	4
2-4	5	XBFZZ		15-101-204	32091	WASHER,FLAT	EA	4
2-4	6	XAFZZ		C306961	32091	CHASSIS.ELECTRICAL EQUIPMENT	EA	1
2-4	7	PAFZZ		B304649-09	32091	SEMICONDUCTOR DEVICE SET	PR	1
					<b>2-6</b>			

SECTION II. REPAIR PARTS LIST

(1) ILLUSTRATION		(2)	(3)	(4)	(5)	(6)	(7)	(8)
(a) FIG NO.	(b) ITEM NO.	SMR CODE	NATIONAL STOCK NUMBER	PART NUMBER	FSCM	DESCRIPTION  USABLE ON CODE	U/M	QTY INC IN UNIT
2-4	8	XAFZZ		R304018	32091	RING.ELECTRICAL CONTACT GROUP: 150105	EA	1
2-5	1	PAFZZ	5895-01-034-4930	201-2167	27802	RADIO FREQ OSCILLATOR ASSY	EA	1
2-5	2	XBFZZ		MS35649-264	96906	CRYSTAL.OSCILLATOR	EA	6
2-5	3	XBFZZ		MS51957-20	96906	NUT,PLAIN,HEXAGON	EA	2
2-5	4	XBFZZ		MS15795-805	96906	SCREW.MACHINE	EA	6
2-5	5	XBFZZ		MS35338-136	96906	WASHER,FLAT	EA	6
2-5	6	PAFZZ	5935-00-935-2231	MS35338-136	96906	WASHER,LOCK	EA	6
2-5	7	XAFZZ		M12883-0t-02	81349	SOCKET,PLUG-IN.ELEC COMPONENT	EA	1
2-5	8	XBFZZ		SMC717049	80063	CHASSIS.ELECTRICAL EQUIPMENT	EA	1
2-5	9	XBFZZ		MS51957-3	96906	SCREW,MACHINE	EA	4
2-5	10	XBFZZ		MS515795-802	96906	SCREW,MACHINE	EA	4
2-5	11	XBFZZ		MS35338-134	96906	WASHER.FLAT	EA	4
2-5	12	XBFZZ		MS35649-224	96906	WASHER,LOCK	EA	4
2-5	12	PAFZZ	5935-00-401-6373	2052-0000	26805	NUT,PLAIN.HEXAGON	EA	4
						CONNECTOR.RECEPTACLE,ELEC	EA	1
<b>CHANGE 1 2-7</b>								

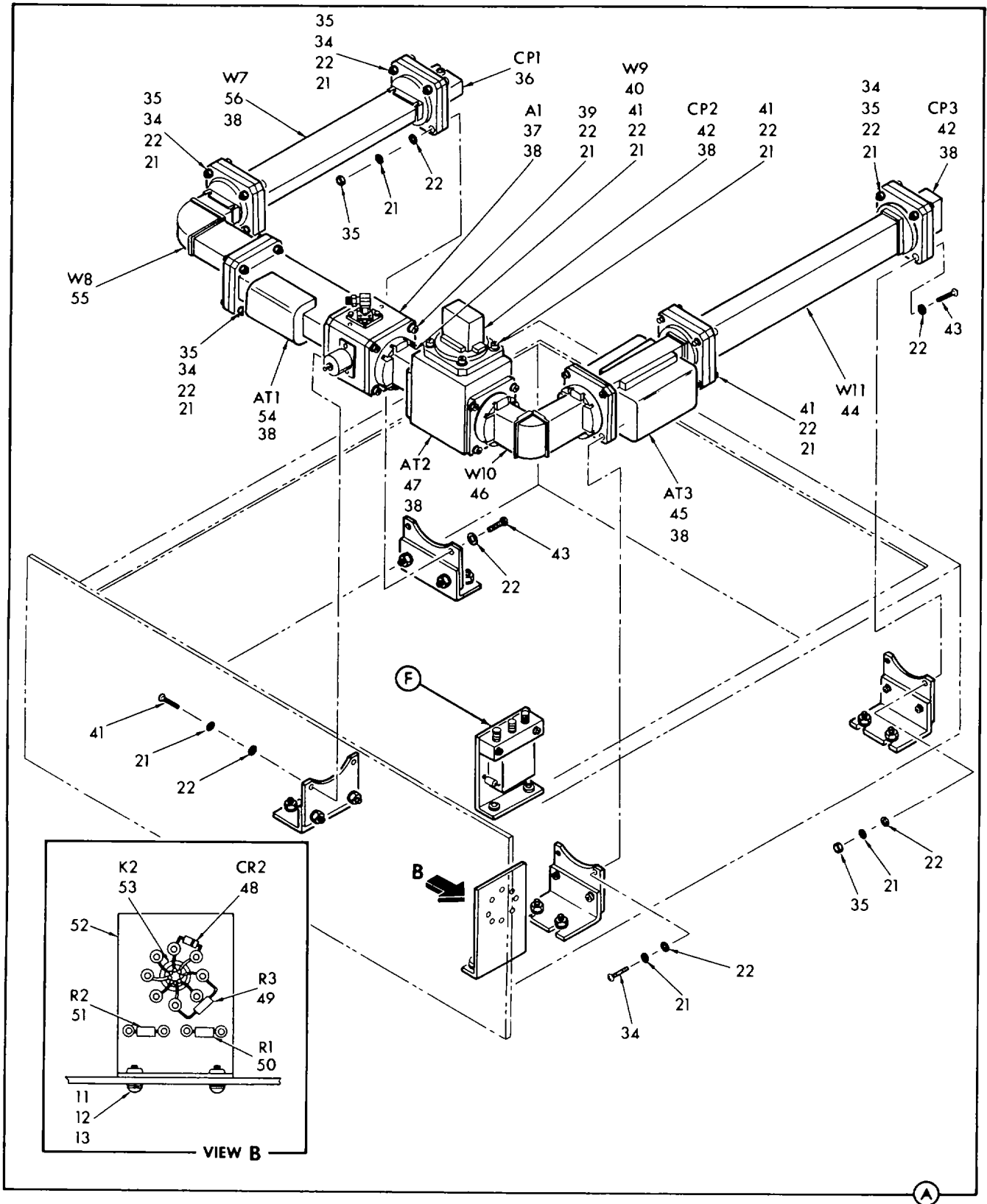


PREFIX ALL REF  
 DES WITH: 2A4

EL1BM009

FIGURE 2-1. SIGNAL DATA TRANSLATOR CV-3098/G /SHEET 1 OF 4/

CHANGE 1 2-8

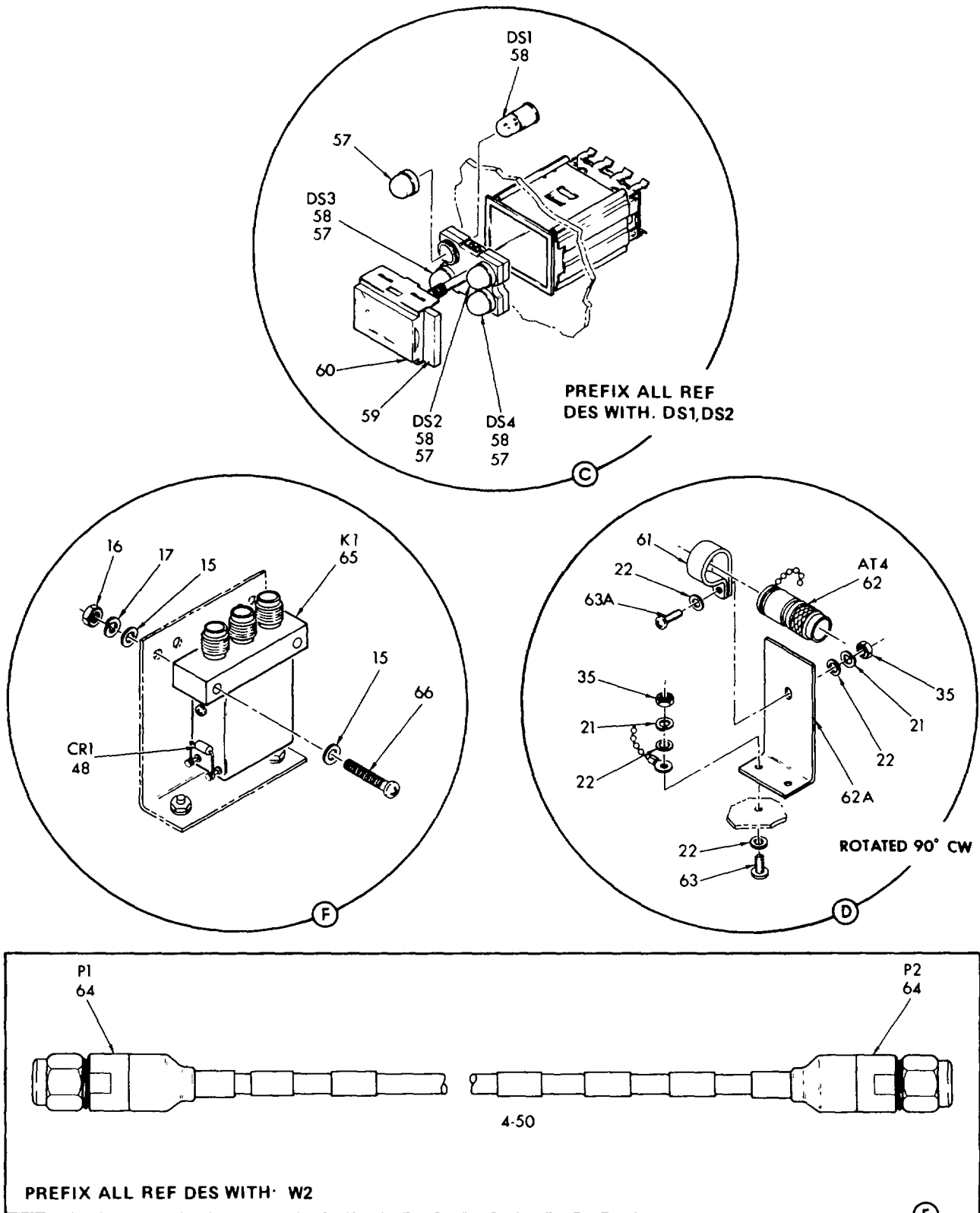


EL18M002

FIGURE 2-1. SIGNAL DATA TRANSLATOR CV-3098/G /SHEET 2 OF 4/

CHANGE 1 2-9

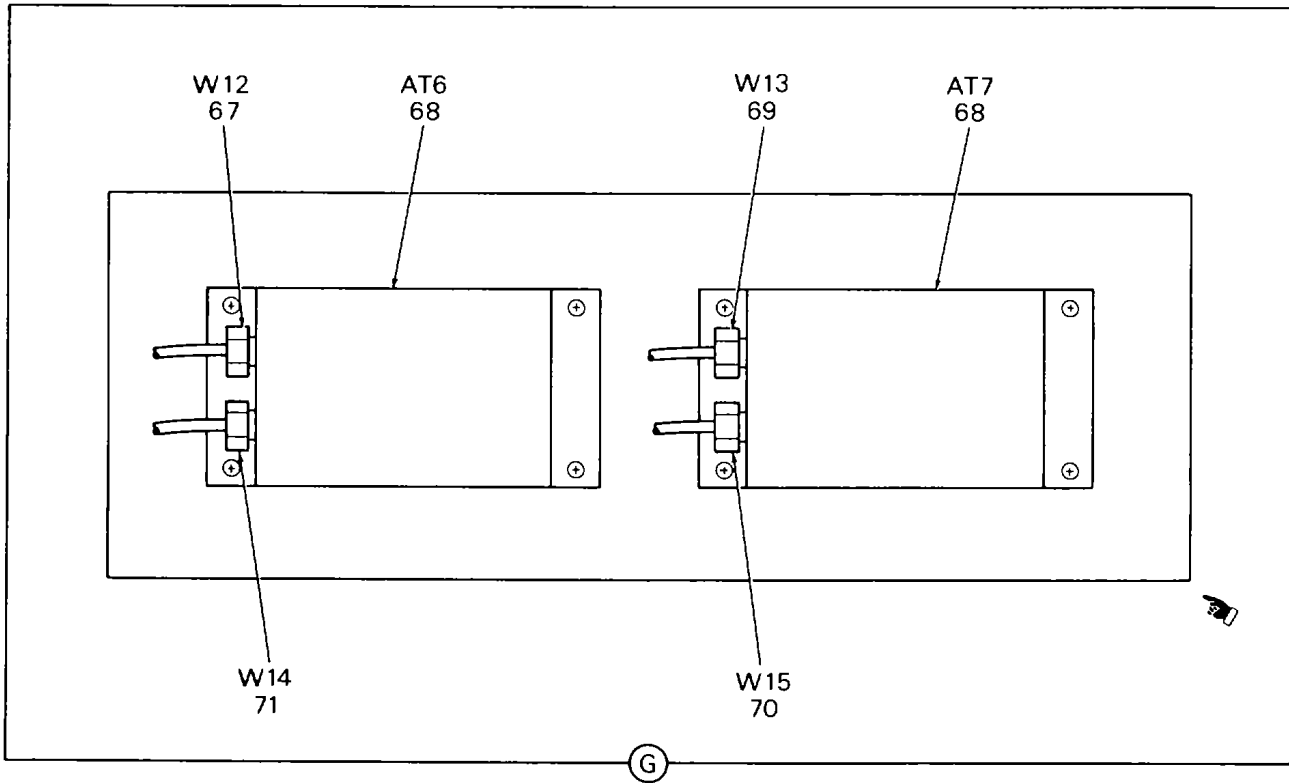




EL18M004

FIGURE 2-1. SIGNAL DATA TRANSLATOR CV-3098/G /SHEET 3 OF 4/

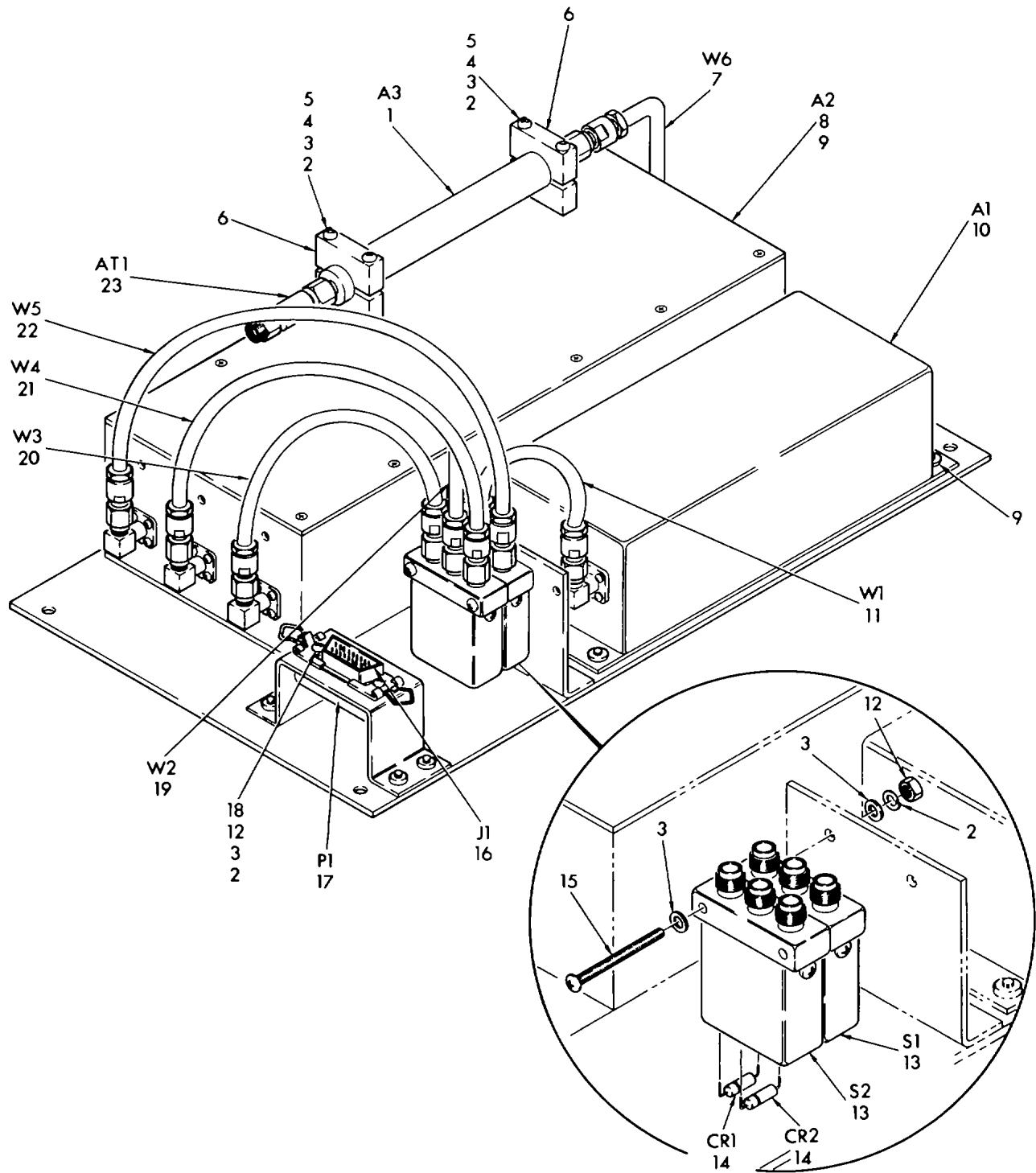
CHANGE 1 2-10



ELIBMOIO

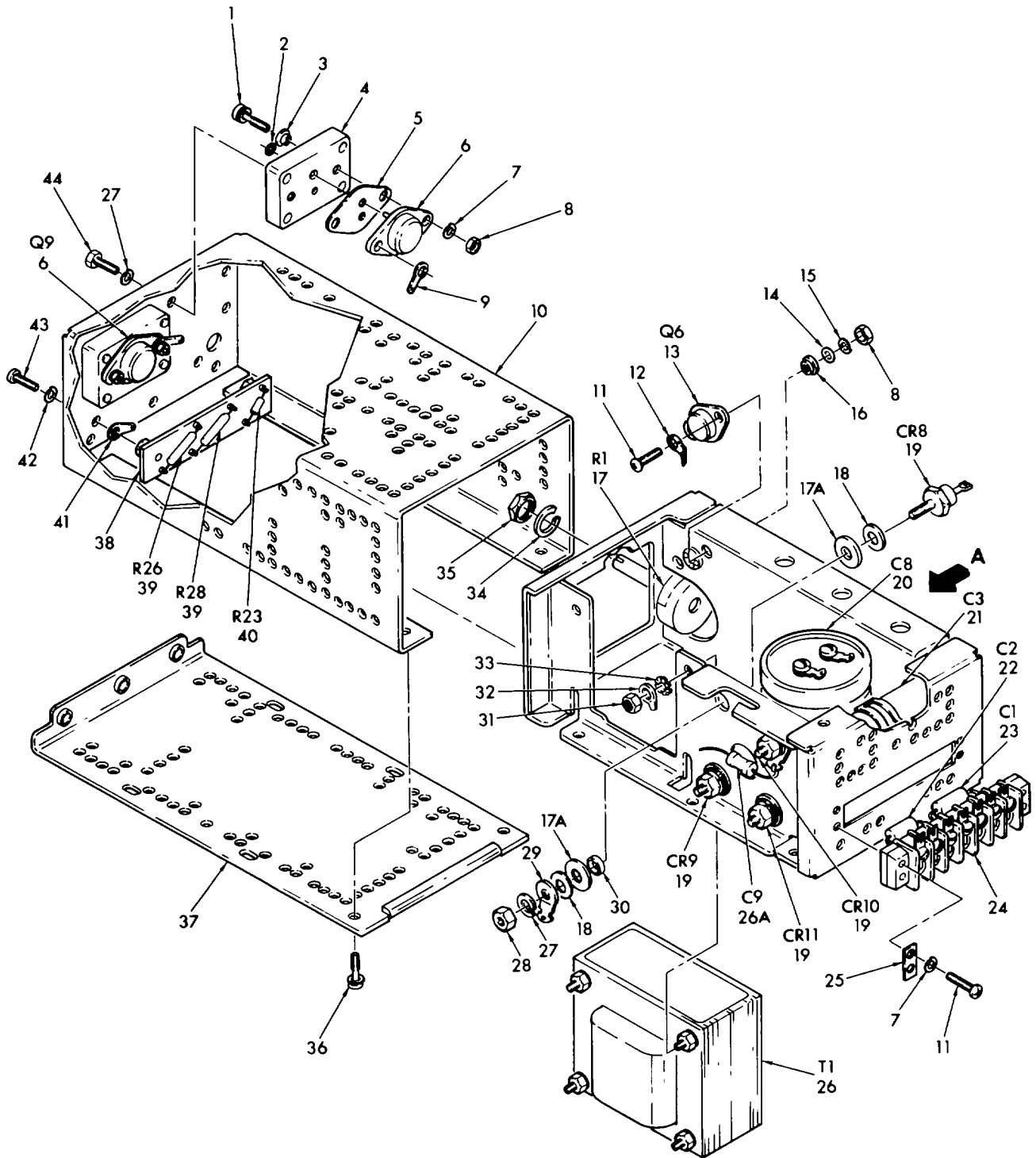
FIGURE 2-1. SIGNAL DATA TRANSLATOR CV-3098/G /SHEET 4 OF 4/

CHANGE 1 2-10.1/2-10.2 BLANK



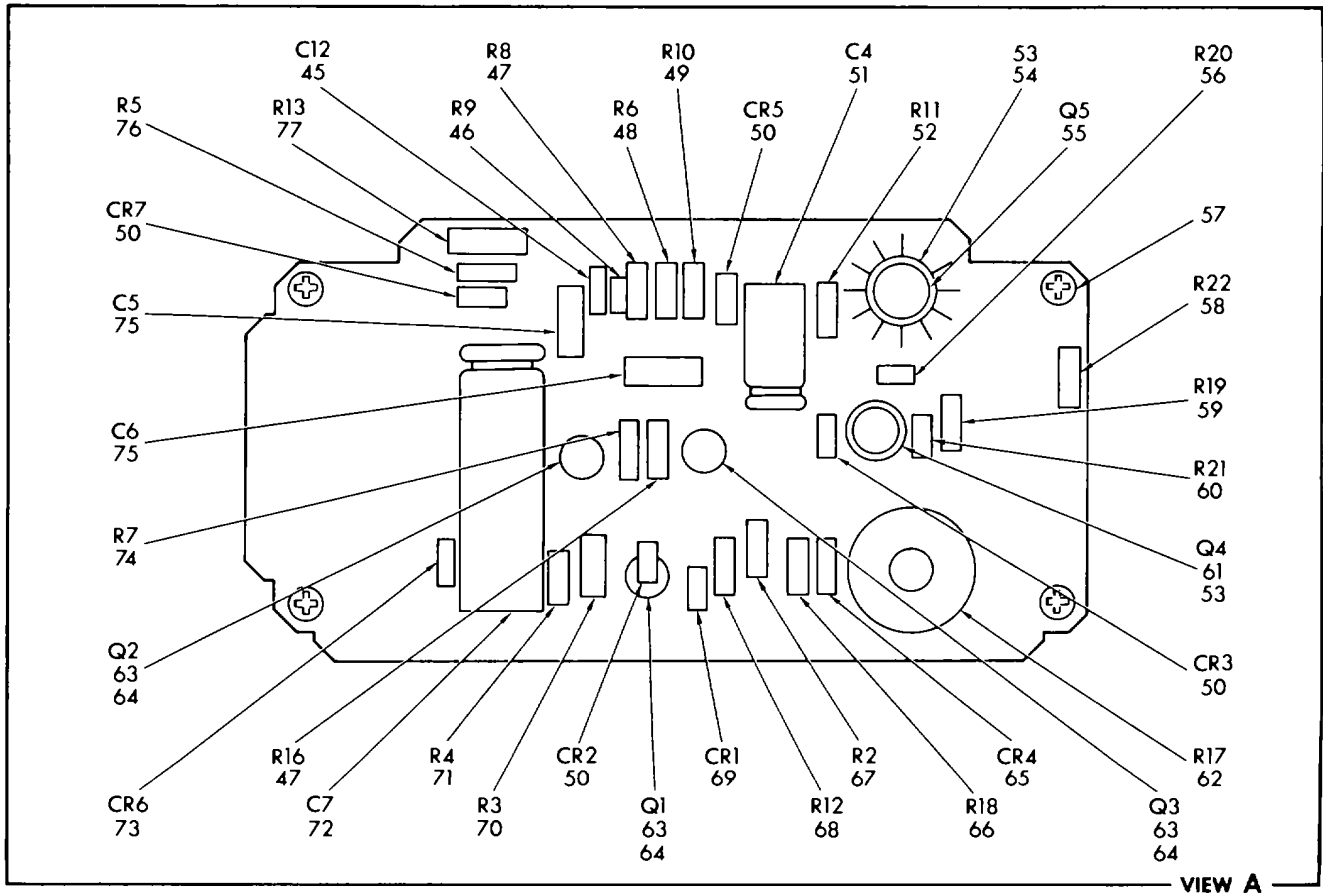
PREFIX ALL REF DES WITH. 2A4A2

FIGURE 2-2. FREQUENCY MULTIPLIER



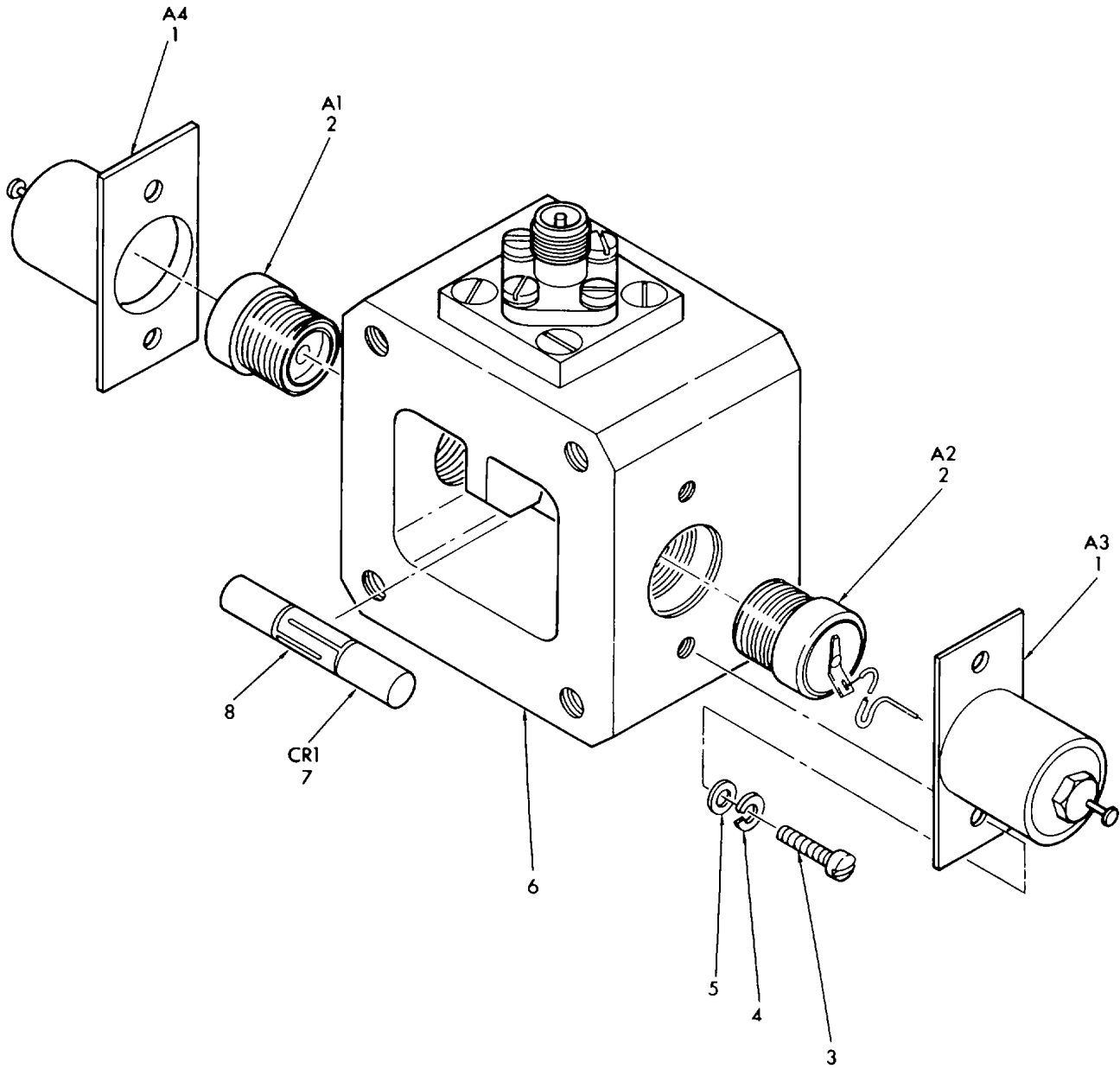
PREFIX ALL REF DES WITH: 2A4PS1

FIGURE 2-3. POWER SUPPLY /SHEET 1 OF 2/



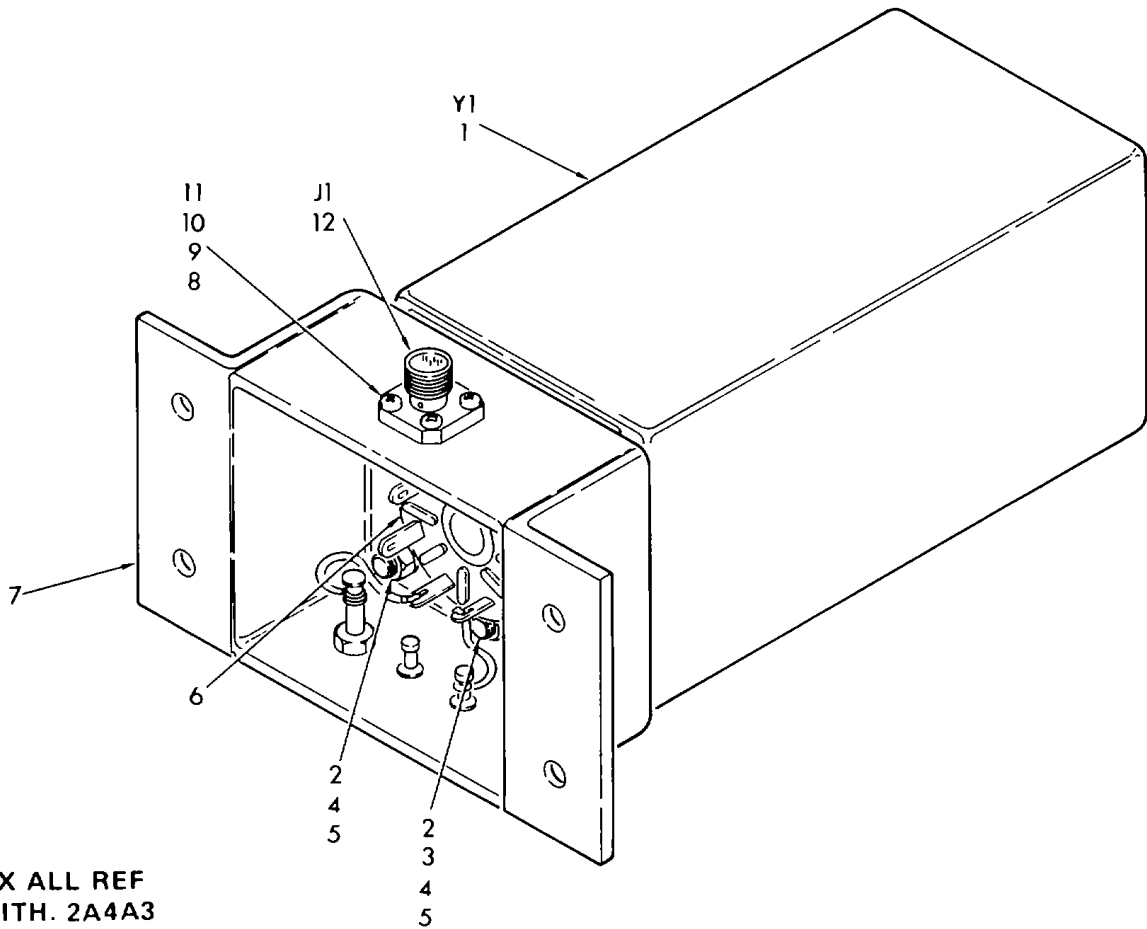
EL18M008

FIGURE 2-3. POWER SUPPLY /SHEET 2 OF 2/



PREFIX ALL REF DES WITH 2A4A1

FIGURE 2-4. MICROWAVE MIXER



PREFIX ALL REF  
DES WITH. 2A4A3

FIGURE 2-5. RADIO FREQUENCY OSCILLATOR ASSEMBLY

2-15/2-16 BLANK

**SECTION III. NATIONAL STOCK NUMBER AND PART NUMBER INDEX**

**NOTE: LATEST NATIONAL STOCK NUMBER AND PART NUMBER INDEX ARE INCLUDED AT END OF INDEX.**

STOCK NUMBER	FIG.	ITEM	STOCK NUMBER	FIG.	ITEM
5935-00-057-2690	2-2	16	5985-00-484-7715	2-1	62
5920-00-080-0707	2-1	10	5905-00-484-8062	2-3	59
5930-00-083-5552	2-1	57	5935-00-490-5220	2-1	33
5961-00-087-6047	2-1	48	5945-00-493-5445	2-1	53
5905-00-104-8335	2-3	56	6210-00-571-1913	2-1	60
5905-00-106-1282	2-3	52	5961-00-614-5721	2-1	65
5905-00-106-1357	2-1	50	5961-00-723-4984	2-1	8
5905-00-110-7620	2-1	51	5910-00-726-1537	2-3	75
5905-00-111-4734	2-3	68	5905-00-810-1377	2-3	67
5905-00-111-4750	2-1	51	5961-00-828-1216	2-3	63
5905-00-116-8566	2-3	40	5910-00-835-2630	2-3	23
5905-00-119-3503	2-1	51	5910-00-835-2936	2-3	26A
5905-00-119-3505	2-1	50	5355-00-842-3111	2-1	27
5905-00-119-8811	2-3	46	5910-00-861-4941	2-3	20
5905-00-126-6683	2-1	49	5961-00-866-2471	2-3	13
5985-00-138-3296	2-1	65	5961-00-880-4783	2-3	50
5905-00-141-0592	2-3	58	6625-00-883-9106	2-1	29
5905-00-141-0742	2-1	51	5935-00-897-4766	2-2	17
6240-00-155-7836	2-1	58	5910-00-903-9562	2-3	22
5905-00-185-6575	2-3	49	5961-00-912-7734	2-3	19
5905-00-192-0662	2-3	48	5910-00-928-7954	2-3	72
5905-00-195-6451	2-3	47	5961-00-928-9112	2-3	6
5985-00-238-9435	2-1	32	5905-00-929-7436	2-3	70
6130-00-242-9469	2-1	14	5961-00-929-8808	2-3	69
6210-00-247-0478	2-1	59	5905-00-931-0126	2-3	39
5905-00-247-8614	2-3	76	5905-00-931-0127	2-3	62
5905-00-247-8616	2-3	74	5935-00-935-2231	2-5	6
5905-00-247-8617	2-6	60	5910-00-936-7512	2-3	21
5905-00-247-8618	2-3	71	5961-00-947-2739	2-3	61
5925-00-640-9983	2-1	30	5905-00-957-8901	2-3	77
5935-00-401-6373	2-5	12	5961-00-990-3049	2-3	73
5905-00-405-4060	2-3	17	5910-00-993-8305	2-3	45
1905-00-435-1718	2-1	51	5985-01-007-9387	2-1	47
5905-00-435-6374	2-1	50	5895-01-010-6087	2-1	6
5910-00-435-6778	2-3	51	5895-01-011-7334	2-1	45
5901-00-465-0572	2-3	55	5895-01-011-7336	2-1	37

PART NUMBER	FSCM	FIG. NO.	ITEM NO.	PART NUMBER	FSCM	FIG. NO.	ITEM NO.
ABA22RR	80103	2-3	26	DFN15-042	80103	2-3	39
A301467	05627	2-2	6	DFR6U-005	80103	2-3	77
A307433	32091	2-4	1	DFS12-030	80103	2-3	70
B304018	32091	2-4	8	DFS30-021	80103	2-3	67
B304035	32U91	2-4	2	DNS12-026	80103	2-3	62
B304049-09	32091	2-4	7	DNS45-067	80103	2-3	17
B504280-1	05627	2-2	11	DWF00-002	80103	2-3	35
B5u428U0-2	05627	2-2	19	D1-413E3	50667	2-2	13
B504280-J	05627	2-2	20	FHMZ102	80103	2-6	65
B5U4RO-4	05627	2-2	21	FBMZ10J	80103	2-3	73
B504280-5	05627	2-2	22	FBMZ104	80103	2-3	69
B504280-6	05627	2-2	7	FBNL103	80103	2-3	61
CBR14-030	80103	2-3	72	FBNL108	80103	2-3	55
C8R25-024	80103	2-3	21	FBNL110	80103	2-3	63
CRS20-033	80103	2-3	20	FRN36487	80103	2-3	6
CS33510-7	24022	2-1	65	FRN36488	80103	2-3	13
C306961	32091	2-4	6	FP50-3DB	23042	2-1	32
DAM15P	71460	2-2	16	F4254	12598	2-1	26
DAMISS	71466	2-2	17	G11-820GRN	56137	2-3	3
DCR22-005	80103	2-3	76	HAIJ07-312	80103	2-3	24
DCS20-016	80103	2-3	66	HAIJ09-410	80103	2-3	38
DCS39-014	80103	2-3	74	HED00-006	80103	2-3	9
DCS47-003	80103	2-3	60	HSC00-003	80103	2-3	54
DCS68-U21	80103	2-3	59	HSD00-010	80103	2-3	17A
DCT15-01J	80103	2-3	71	HSD00-017	80103	2-3	5



**SECTION III. NATIONAL STOCK NUMBER AND PART NUMBER INDEX**

**NOTE: LATEST NATIONAL STOCK NUMBER AND PART NUMBER INDEX ARE INCLUDED AT END OF INDEX.**

PART NUMBER	FSCM	FIG. NO.	ITEM NO.	PART NUMBER	FSCM	FIG. NO.	ITEM NO.
12198L4	96341	2-1	54	M12883-01-02	81349	2-5	6
JRU88-061	80103	2-3	J6	M22885-12-002	81349	2-1	57
JRU89-061	80103	2-3	57	M24308-2-2	81349	2-1	33
J0089-101	80103	2-3	1	M3786-28-040	81349	2-1	28
JBF80-121	80103	2-3	44	M39019-4-84	81349	2-1	30
JMA12-010	80103	2-3	2	M5757-70-003	81349	2-1	53
JM012-030	80103	2-3	16	RCR07G102JS	81349	2-1	51
JMF08-090	80103	2-3	30	RCR07G181JS	81349	2-1	51
LMOV3	80103	2-1	10	RCR07G241JS	81349	2-1	51
LM228R	80103	2-1	14	RCR07G271JS	81349	2-1	51
LSF1000-8AA	33174	2-2	1	RCR07G301JS	81349	2-1	51
L217-6-14	80103	2-3	4	RCR07G332JS	81349	2-1	49
L225-6-72	80103	2-3	37	RCRO7G563JS	81349	2-1	50
L225-7-72	80103	2-3	10	RCR07G683JS	81349	2-1	50
MS15795-306	96906	2-3	14	RCR07G823JS	81349	2-1	50
MS15795-008	96906	2-3	18	RC07GF151K	81349	2-3	46
MS15795-802	96906	2-2	3	RC20GF122K	81349	2-J	58
MS15795-802	96906	2-5	9	RC20GF124K	81349	2-3	56
MS15795-803	96906	2-1	15	RC20GF184K	81349	2-3	48
MS15795-805	96906	2-1	12	RC20GF223K	81i49	2-5	52
MS15795-805	96906	2-5	4	RC20GF392K	81iJ49	2-3	49
MS15795-807	96906	2-1	22	RCeOGF470K	81349	2-3	68
MS15795-808	96906	2-1	4	RC20GF472K	81349	2-3	47
MS16995-27	96906	2-1	39	RC20GF680K	81349	2-3	40
MS16995-28	96906	2-1	41	SMC716105	80063	2-1	62A
MS16995-29	96906	2-1	34	SMC716166-4	80063	2-1	56
MS16995-300	96906	2-1	43	SMC716166-6	8006i	2-1	44
MS25237-327	96906	2-1	58	SMC716166-7	80063	2-1	40
MS25281F13	96906	2-1	61	SMC716167-4	80063	2-1	46
MS27508E1204P	96906	2-1	19	SMC716168-2	80063	2-1	55
MS35216-27	96906	2-3	11	SMC717049	80063	2-5	7
MS35216-28	96906	2-3	43	SMC717275	80063	2-1	52
MS35335-71	96906	2-3	15	SMB716986-15	80063	2-1	7
MS35335-58	96906	2-5	42				
MS35335-60	96906	2-3	33	SMD716986-61	80063	2-1	25
MS35338-134	96906	2-5	10	SM0717001-19	80063	2-1	1
MS35338-135	96906	2-1	17	SM0717087	80063	2-1	9
MS35338-135	96906	2-2	2				
MS35338-136	96906	2-1	13	v8306SH	32091	2-1	37
MS35J38-136	96906	2-5	5	WMF 1P22	14655	2-J	22
MS35338-137	96906	2-1	21	WMF2S1	14655	2-3	75
MS35338-138	96906	2-1	3	WMF2S22	14655	2-3	266
MS35338-79	96906	2-3	7	WMF4533	14655	2-i	23
MS35338-81	96906	2-3	27	1N4002	04713	2-i	50
MS35649-105	96906	2-3	28	1N4002	81349	2-2	14
MS35649-224	96906	2-5	11	1N645	81349	2-1	48
MSI5649-244	96906	2-1	16	10HA2C1J14LGMIN1			
MS35649-244	96906	2-2	12	R1	96182	2-1	31
MS35649-264	96906	2-5	2	10HR1	96182	2-1	60
MS35649-284	96906	2-1	35	10H557	96182	2-1	59
MS35649-64	96906	2-3	8	107	15305	2-1	J6
MS35650-104	96906	2-3	31	12-121-424	32091	2-4	3
MS35650-J04	96906	2-1	2	1220-08	78189	2-3	34
MS51957-122	96906	2-3	15	15-101-204	52091	2-4	5
MS51957-14	96906	2-2	18	15-121-104	32091	2-4	4
MS51957-15	96906	2-1	18	192P10292	56289	2-1	45
MS51957-19	96906	2-2	5	20-11-5020-1236	18565	2-1	38
MS51957-20	96906	2-1	66	201-2167	27802	2-5	1
MS51957-28	96906	2-1	11	2052-0000	26805	2-5	12
MS51957-28	96906	2-5	3	2101-10-00	78189	2-3	32
MS51957-J	96906	2-5	8	23102-06-04	78189	2-1	12
MS51957-45	96906	2-1	20	2104-06-00	78189	2-5	41
MS51957-46	96906	2-1	634	2531-4101001S	65092	2-1	29
MS51957-47	96906	2-1	63	2900-6024	28671	2-1	64
MS51958-o1	96906	2-1	23	336938-1	80006	2-1	45
MS51959-14	96906	2-2	4	330962	80006	2-1	47
MS51959-27	96906	2-2	9	33711A	28480	2-1	8
MS91528-1A28	96906	2-1	27	3680	05277	2-3	19

**SECTION III. NATIONAL STOCK NUMBER AND PART NUMBER INDEX**

**NOTE: LATEST NATIONAL STOCK NUMBER AND PART NUMBER INDEX ARE INCLUDED AT END OF INDEX.**

PART NUMBER	FSCM	FIG. NO.	ITEM NO.	PART NUMBER	FSCM	FIG. NO.	ITEM NO.
389	79963	2-3	29	7717-44N	13103	2-3	64
40D305G100CC4	56289	2-3	51	7717-5N	13103	2-3	53
503894	05627	2-1	6	850010-10	05627	2-2	23
503895	05627	2-2	8	9210H	07180	2-1	62
503897	05627	2-2	10	947	15305	2-1	42
600SP	75382	2-3	25				

**LATEST NATIONAL STOCK NUMBER ASSIGNMENTS**

<u>STOCK NUMBER</u>	<u>FIG.</u>	<u>ITEM</u>
5305-00-054-6652	2-1	11
5305-00-054-6671	2-1	63A
5305-00-059-3657	2-1	23
5999-00-135-2147	2-3	4
5940-00-155-7685	2-3	32
5305-00-182-9270	2-2	15
5940-00-231-0495	2-3	38
5815-00-528-8172	2-3	10
5305-00-763-6962	2-2	9
5310-00-933-8118	2-1	17
5310-00-934-9759	2-1	35
5305-00-988-7604	2-1	41

**LATEST PART NUMBER ASSIGNMENTS**

PART NUMBER	FSCM	FIG. NO.	ITEM NO.
SMD952864-1	80063	2-1	68
SMC952875-1	80063	2-1	67
SMC952875-2	80063	2-1	69
SMC952875-3	80063	2-1	71
SMC952875-4	80063	2-1	70

**ADDITIONAL LATEST NATIONAL STOCK NUMBER ASSIGNMENTS**

5895-01-030-0996	2-2	8
5995-01-030-2777	2-2	22
5995-01-030-2778	2-2	11
5995-01-030-2780	2-2	21
5995-01-030-2781	2-2	20
5995-01-030-2782	2-2	19
5895-01-030-5368	2-2	10
5985-01-030-6856	2-1	56
5985-01-030-6857	2-1	55
5995-01-031-0360	2-1	25
5995-01-031-6623	2-2	7
5985-01-032-4023	2-1	44
5985-01-032-4908	2-1	46
5915-01-034-1897	2-2	1
5930-01-034-4886	2-1	28
5895-01-034-4930	2-5	1
5985-01-034-4945	2-1	54
5935-01-034-6663	2-1	19
5985-01-034-6733	2-2	13
5985-01-034-8227	2-2	23
5935-01-034-9293	2-1	64
6210-01-036-9477	2-1	31
5995-01-053-5526	2-1	7

\*U.S. GOVERNMENT PRINTING OFFICE: 1981-765-016/112

CHANGE 1 3-3/3-4 BLANK

SECTION IV. REPAIR PARTS LIST

(1) ILLUSTRATION		(2)	(3)	(4)	(5)	(6)	(7)	(8)
(a) FIG NO.	(b) ITEM NO.	SMR CODE	NATIONAL STOCK NUMBER	PART NUMBER	FSCM	DESCRIPTION  USABLE ON CODE	U/M	QTY INC IN UNIT
BULK		PAFZZ		RE5U141	82413	CABLE,RADIO FREQUENCY	FT	5
BULK		PAFZZ		HILS22473GRADE	81349	SEALING COMPOUND	CN	1
BULK		PAFZZ		RGA18-000	80103	WIRE.ELECTRICAL	FT	1
BULK		PAFZZ		1929TX11-0	92607	WIRE.ELECTRICAL	FT	4
BULK		PAFZZ		1929TX11-5	92607	WIRE.ELECTRICAL	FT	2
BULK		PAFZZ		1929TX11-9	92607	WIRE.ELECTRICAL	FT	10
BULK		PAFZZ		1934TX10-0	92607	WIRE.ELECTRICAL	FT	1
BULK		PAFZZ		1934TX10-2	92607	WIRE.ELECTRICAL	FT	1
BULK		PAFZZ		1934TX10-7	92607	WIRE.FLECTRICAL	FT	1
BULK		PAFZZ		1936Tx10-2	92607	WIRE,FLECTRICAL	FT	8
BULK		PAFZZ		1936TX10-5	92607	WIRE.ELECTRICAL	FT	4
BULK		PAFZZ		1936Tx10-7	92607	WIRE.ELECTRICAL	FT	10
BULK		PAFZZ		1936TX10-904	92607	WIRE.FLECTRICAL	FT	4
BULK		PAFZZ		1936Tx10-927	92607	WIRE,ELECTRICAL	FT	1
BULK		PAFZZ		1936TX10-93	92607	WIRE.ELECTRICAL	FT	5
BULK		PAFZZ		1936TX10-936	92607	WIRE.ELECTRICAL	FT	2
BULK		PAFZZ		1936TX10-958	92607	WIRE.ELECTRICAL	FT	2
BULK		PAFZZ		1936TX10-968	92607	WIRE,ELECTRICAL	FT	5
BULK		PAFZZ	6145-00-548-7195	4-50	13327	CABLE,RADIO FREOUENCY	FT	1
BULK		PAFZZ		412-3	33246	EPOXY,ELECTRICALLY CONDUCTIVE	CN	1
BULK		PAFZZ	6145-00-836-6917	8021	70903	WIRE,ELECTRICAL	FT	1
BULK		PAFZZ	6145-00-764-4352	8022	70903	WIRE,ELECTRICAL	FT	1
<b>4-1/4-2 BLANK</b>								

By Order of the Secretaries of the Army, the Navy, and the Air Force:

BERNARD W. ROGERS  
*General, United States Army*  
*Chief of Staff*

Official:

PAUL T. SMITH  
*Major General, United States Army*  
*The Adjutant General*

EARL B. FOWLER  
*Rear Admiral, United States Navy*  
*Commander, Naval Electronic*  
*Systems Command*

Official:

F. M. ROGERS, *General, USAF*  
*Commander, Air Force Logistics*  
*Command*

DAVID C. JONES, *General USAF*  
*Chief of Staff*

Distribution:

*Active Army*

USASA (2)  
COE (1)  
TSG (1)  
USAARENBD (1)  
DARCOM (1)  
TECOM (2)  
USACC (4)  
TRADOC (2)  
OS Maj Comd (4)  
MDW (1)  
Armies (2)  
Corps (2)  
HISA (Ft Monmouth) (33)  
Ft Richardson (ECOM Ofc) (2)  
Instl (2) except  
    Ft Gillem (10)  
    Ft Gordon (10)

Ft Huachuca (10)  
Ft Carson (5)  
SAAD (30)  
LBAD (14)  
TOAD (14)  
SHAD (3)  
Svc Colleges (1)  
USAICS (3)  
USAADS (2)  
USAFAS (2)  
USAARMS (2)  
USAIS (2)  
USAES (2)  
MAAG (1)  
USARMIS (1)  
USAERDAA (1)  
USAERDAW (1)  
Sig FLDMS (1)

*ARNG & USAR* None

For explanation of abbreviations used, see AR 310-50

RECOMMENDED CHANGES TO EQUIPMENT TECHNICAL PUBLICATIONS



THEN... JOT DOWN THE DOPE ABOUT IT ON THIS FORM, CAREFULLY TEAR IT OUT, FOLD IT AND DROP IT IN THE MAIL!

**SOMETHING WRONG WITH THIS PUBLICATION?**

FROM: (PRINT YOUR UNIT'S COMPLETE ADDRESS)

DATE SENT

PUBLICATION NUMBER

PUBLICATION DATE

PUBLICATION TITLE

BE EXACT... PIN-POINT WHERE IT IS

PAGE NO.

PARA-GRAPH

FIGURE NO.

TABLE NO.

IN THIS SPACE TELL WHAT IS WRONG AND WHAT SHOULD BE DONE ABOUT IT:

TEAR ALONG PERFORATED LINE

PRINTED NAME, GRADE OR TITLE, AND TELEPHONE NUMBER

SIGN HERE:

DA FORM 2028-2  
1 JUL 79

PREVIOUS EDITIONS  
• ARE OBSOLETE.

P.S.—IF YOUR OUTFIT WANTS TO KNOW ABOUT YOUR RECOMMENDATION MAKE A CARBON COPY OF THIS AND GIVE IT TO YOUR HEADQUARTERS.



This fine document...

Was brought to you by me:



## [Liberated Manuals -- free army and government manuals](#)

Why do I do it? I am tired of sleazy CD-ROM sellers, who take publicly available information, slap “watermarks” and other junk on it, and sell it. Those masters of search engine manipulation make sure that their sites that sell free information, come up first in search engines. They did not create it... They did not even scan it... Why should they get your money? Why are not letting you give those free manuals to your friends?

I am setting this document FREE. This document was made by the US Government and is NOT protected by Copyright. Feel free to share, republish, sell and so on.

I am not asking you for donations, fees or handouts. If you can, please provide a link to [liberatedmanuals.com](http://liberatedmanuals.com), so that free manuals come up first in search engines:

<A HREF=<http://www.liberatedmanuals.com/>>Free Military and Government Manuals</A>

- Sincerely  
Igor Chudov  
<http://igor.chudov.com/>
- [Chicago Machinery Movers](#)