

TECHNICAL MANUAL

**ORGANIZATIONAL MAINTENANCE REPAIR PARTS
AND SPECIAL TOOLS LISTS
FOR
AIR TRAFFIC CONTROL FACILITY AN/TSQ-97
(NSN 5895-00-137-8548)**

H E A D Q U A R T E R S , D E P A R T M E N T O F T H E A R M Y

23 NOVEMBER 1983

Technical Manual }
 No. 11-5895-800-20P }

HEADQUARTERS
 DEPARTMENT OF THE ARMY,
 Washington, DC, 23 November 1983

**ORGANIZATIONAL MAINTENANCE REPAIR PARTS
 AND SPECIAL TOOLS LISTS
 FOR
 AIR TRAFFIC CONTROL FACILITY AN/TSQ-97
 (NSN 5895-00-137-8548)**

Current as of 13 July 1983

REPORTING ERRORS AND RECOMMENDING IMPROVEMENTS

You can help improve this manual. If you find any mistakes or if you know of a way to improve the procedures, please let us know. Mail your letter, DA Form 2028 (Recommended Changes to Publications and Blank Forms), or DA Form 2028-2 located in the back of this manual direct to Commander, US Army Communications-Electronics Command and Fort Monmouth, ATTN: DRSEL-ME-MP, Fort Monmouth, NJ 07703. In either case, a reply will be furnished direct to you.

Table of Contents

		Page	Illus. Figure
Section	I. Introduction	1	
	II. Repair Parts List	5	
Group	00 Air Traffic Control Facility AN/TSQ-97	5	1
	01 Radio Set AN/ARC-114 (See TM 11-5821-259-24P for parts)		
	02 Radio Set AN/ARC-115 (See TM 11-5821-260-24P for parts) and Radio Set AN/ARC-115A(V)1 (See TM 11-5821-260-20P-1 for parts)		
	03 Radio Receiver-Transmitter RT-1167/ARC-164(V) (See TM 11-5821-311-20P for parts)		
	04 Air Traffic Control Facility, Group Assembly OA-8879/TSQ-97 (No parts authorized)		
	0401 Case Assembly (no parts authorized)		
	0402 Control-Monitor C-9921/TSQ-97	7	3
	040201 Front Panel Assembly	9	4
	04020101 Wind Direction Indicator ID-637/ARN (No parts authorized)		
	04020102 Altimeter AAU-8/A (No parts authorized)		
	040202 Rear Panel Assembly	11	5
	04020201 Interface Circuit Board Assembly (No parts authorized)		
	04020202 Relay Board Assembly (No parts authorized)		
	040203 Control Circuit Board Assembly (No parts authorized)		
	040204 Microphone Amplifier Printed Circuit Board Assembly (No parts authorized)		
	040205 Headset Amplifier Printed Circuit Board Assembly (No parts authorized)		
	040206 Lamp Indicator Printed Circuit Board Assembly (No parts authorized)		

*This manual supersedes TM 11-5895-800-20P, 11 June 1980.

Table of Contents (continued)

	Page	Illus. Figure
Group		
040207 Card Enclosure Assembly (No parts authorized)		
04020701 Mother Printed Circuit Card Assembly (No parts authorized)		
0403 Mast Assembly.....	13	12
0404 Coupler Assembly (See Group 00 for parts)		
0405 UHF/VHF-AM Antenna AT-11081ARC (See Group 00 for parts)		
0406 Detector, Wind Direction and Speed ML653/TSQ-97	15	14
0407 Headset/Microphone H-337/TSQ-97 (See Group)		
0408 Antenna AS-1703/ARC (See Group 00 for parts)		
0409 Battery Adapter MX-4430/PRC-47 (See Group 00 for parts)		
0410 Cable Assembly, Secure Signal (No parts authorized)		
0411 Cable Assembly, Secure Control (No parts authorized)		
0412 Cable Assembly, Radio Control (No parts authorized)		
0413 Cable Assembly W401 (No parts authorized)		
0414 Cable Assembly W402 (No parts authorized)		
0415 Cable Assembly W701 (No parts authorized)		
0416 Cable Assembly W702 (No parts authorized)		
0417 Cable Assembly W201 (No parts authorized)		
0418 Cable Assembly W202 (No parts authorized)		
0419 Cable Assembly W203 (No parts authorized)		
0420 Cable Assembly W301 (No parts authorized)		
0421 Cable Assembly W302 (No parts authorized)		
0422 Cable Assembly W303 (No parts authorized)		
Section III. Special Tools List (Not applicable)		
IV. National Stock Number and Part Number Index	16	

SECTION I INTRODUCTION

1. Scope

This manual lists spares and repair parts; special tools; special test, measurement, and diagnostic equipment (TMDE), and other special support equipment required for performance of organizational maintenance of the AN/TSQ-97. It authorizes the requisitioning and issue of spares and repair parts as indicated by the source and maintenance codes.

2. General

This Repair Parts and Special Tools List is divided into the following sections:

a. Section II. Repair Parts List. A list of spares and repair parts authorized for use in the performance of maintenance. The list also includes parts which must be removed for replacement of the authorized parts. Parts lists are composed of functional groups in numeric sequence, with the parts in each group listed in figure and item number sequence.

b. Section III. Special Tools List. Not applicable.

c. Section IV. National Stock Number and Part Number Index. A list, in National item identification number (NIIN) sequence, of all National stock numbers (NSN) appearing in the listings, followed by a list, in alphameric sequence, of all part numbers appearing in the listings. National stock numbers and part numbers are cross-referenced to each illustration figure and item number appearance.

3. Explanation of Columns

a. Illustration. This column is divided as follows:

(1) Figure number. Indicates the figure number of the illustration on which the item is shown.

(2) Item number. The number used to identify item called out in the illustration.

b. Source, Maintenance, and Recoverability (SMR) Codes.

(1) Source code. Source codes indicate the manner of acquiring support items for maintenance, repair, or overhaul of end items. Source codes are entered in the first and second positions of the Uniform SMR Code format as follows:

<i>Code</i>	<i>Definition</i>
PA —	Item procured and stocked for anticipated or known usage.
XA —	Item is not procured or stocked because the requirements for the item will result in the replacement of the next higher assembly.
XD —	A support item that is not stocked. When required, item will be procured through normal supply channels.

NOTE

Cannibalization or salvage may be used as a source of supply for any items source coded above except those coded XA and aircraft support items as restricted by AR 750-1.

(2) Maintenance code. Maintenance codes are assigned to indicate the levels of maintenance authorized to USE and REPAIR support items. The maintenance codes are entered in the third and fourth positions of the Uniform SMR code format as follows:

(a) The maintenance code entered in the third position will indicate the lowest maintenance level authorized to remove, replace, and use the support item. The maintenance code entered in the third position will indicate one of the following levels of maintenance:

Code Application/Explanation
 O — Support items is removed, replaced, used at the organization level.

(b) The maintenance code entered in the fourth position indicates whether the item is to be repaired and identifies the lowest maintenance level with the capability to perform complete repair (i.e., all authorized maintenance functions). This position will contain one of the following maintenance codes:

Code Application/Explanation
 O — The lowest maintenance level capable of complete repair of the support item is the organizational level.
 H — The lowest maintenance level capable of complete repair of the support item is the general support level.
 D — The lowest maintenance level capable of complete repair of the support item is the depot level.
 Z — Nonreparable. No repair is authorized.

(3) *Recoverability code.* Recoverability codes are assigned to support items to indicate the disposition action on unserviceable items. The recoverability code is entered in the fifth position of the Uniform SMR Code format as follows:

Codes Recoverability Definition
 Z — Nonreparable item. When unserviceable, condemn and dispose at the level indicated in position 3.
 O — Repairable item. When uneconomically repairable, condemn and dispose at organizational level.
 H — Repairable item. When uneconomically repairable, condemn and dispose at the general support level.
 D — Repairable item. When beyond lower level repair capability, return to depot. Condemnation and disposal not authorized below depot level.

d. *Federal Supply Code for Manufacturer (FSCM).* The FSCM is a 5-digit numeric code listed in SB 70841/42 which is used to identify the manufacturer, distributor, or Government agency, etc.

e. *Part Number.* Indicates the primary number used by the manufacturer (individual, company, firm, corporation, or Government activity), which controls the design and characteristics of the item by means of its engineering drawings, specifications, standards, and

inspection requirements to identify an item or range of items.

NOTE

When a stock numbered item is requisitioned, the repair part received may have a different part number than the part being replaced.

f. *Description.* Indicates the Federal item name and, if required, a minimum description to identify the item

g. *Unit of Measure (U/M).* Indicates the standard of the basic quantity of the listed item as used in performing the actual maintenance function. This measure is expressed by a two-character alphabetical abbreviation (e.g., ea, in, pr, etc). When the unit of measure differs from the unit of issue, the lowest unit of issue that will satisfy the required units of measure will be requisitioned.

h. *Quantity Incorporated in Unit.* Indicates the quantity of the item used in the breakout shown on the illustration figure, which is prepared for a functional group, subfunctional group, or an assembly.

4. Special Information

a. The following publications pertain to the AN/TSQ97 and its components: TM-11-5821-259-20, Radio Sets, AN/ARC-114 and AN/ARC 114A; Network Impedance Matching, CU-1794/ARC-114; Network Impedance Matching Quadrature Hybrid, CU-1796/ARC-114.

TM 11-5821-259-24P, Radio Sets, AN/ARC-114 and AN/ARC-114A.

TM 11-5821-260-20, Radio Set, AN/ARC-115.

TM 11-5821-260-20P-1, Radio Set, AN/ARC.115A(V)1.

TM 11-5821-260-24P, Radio Set, AN/ARC-115.

TM-11-5821-311-12, Receiver Transmitter, Radio, RT-1167/ARC-164(V).

TM 11-5821-311-20P, Receiver-Transmitter, Radio, RT-1167/ARC-164(V).

TM 11-5895-800-12, Air Traffic Control Facility, AN/TSQ-97.

b. The illustrations in this manual are identical to those published in TM 11-5895-800-34P. Only those parts assigned the third position SMR maintenance code "C" or "0" are listed in the tabular listing; therefore, there may be a break in the item number sequence. Only illustrations containing organizational authorized items appear in this manual.

c. National stock numbers (NSN's) that are missing from P source coded items have been applied for and will be added to this TM by future change/revision when they are entered in the Army Master Data File (AMDF). Until the NSN's are established and published, submit exception requisitions to: Commander, US Army Communications-Electronics Command and Fort Monmouth, ATTN: DRSEL-MM, Fort Monmouth, NJ 07703 for the part required to support your equipment.

5. How to Locate Repair Parts

a. When National stock number or part number is unknown.

(1) *First.* Using the table of contents, determine the functional group within which the item belongs. This is necessary since illustrations are prepared for functional groups and listings are divided into the same groups.

(2) *Second.* Find the illustration covering the functional group to which the item belongs.

(3) *Third.* Identify the item on the illustration and note the illustration figure and item number of the item.

(4) *Fourth.* Using the Repair Parts Listing, find the figure and item number noted on the illustration.

b. When National stock number or part number is known.

(1) *First.* Using the Index of National Stock Numbers and Part Numbers, find the pertinent National stock number or part number. This index is in NIIN sequence followed by a list of part numbers in alphameric sequence, cross-referenced to the illustration figure number and item number.

(2) *Second.* After finding the figure and item number, locate the figure and item number in the repair parts list.

6. Abbreviations

Not applicable.

(Next printed page is 4)

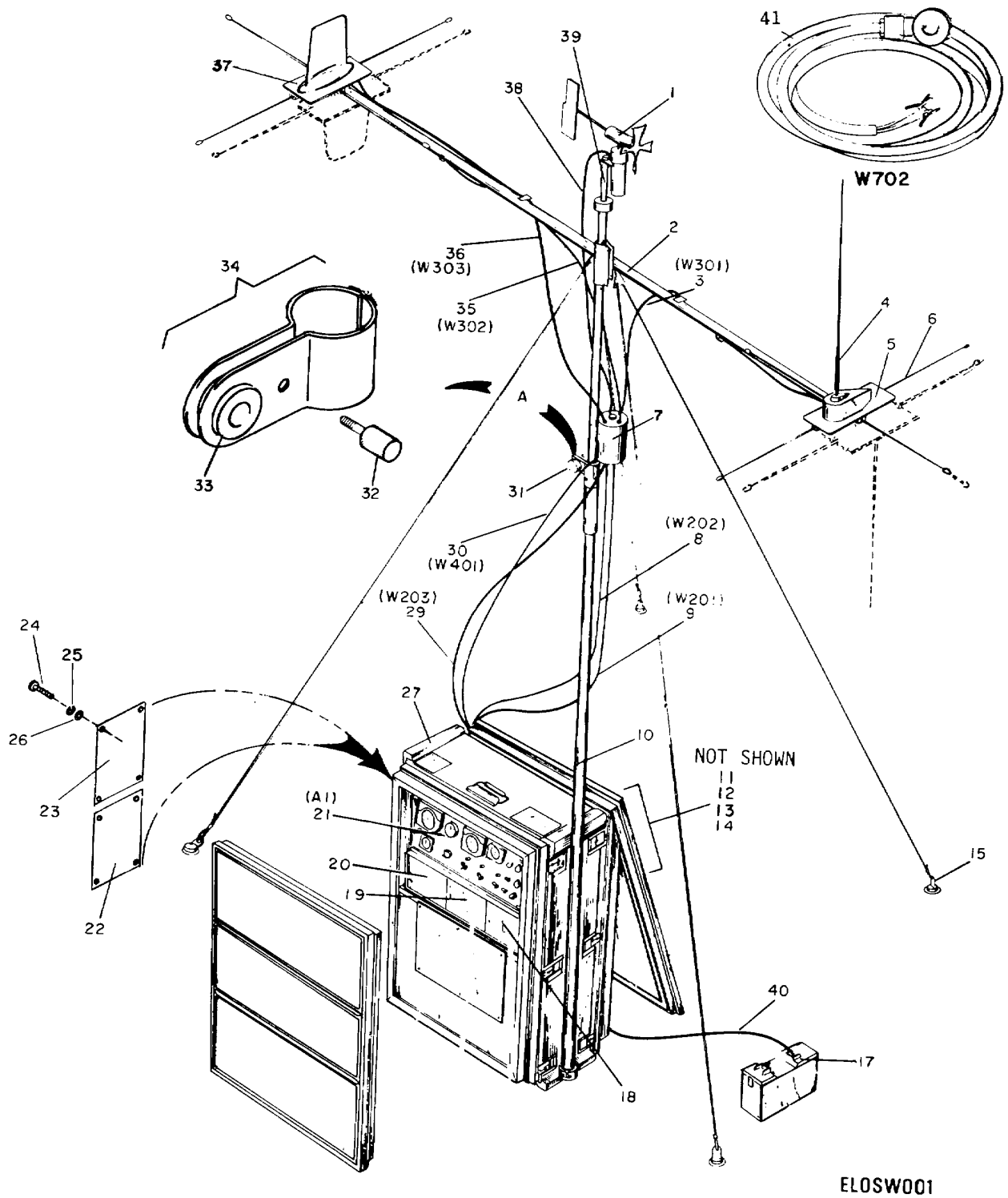
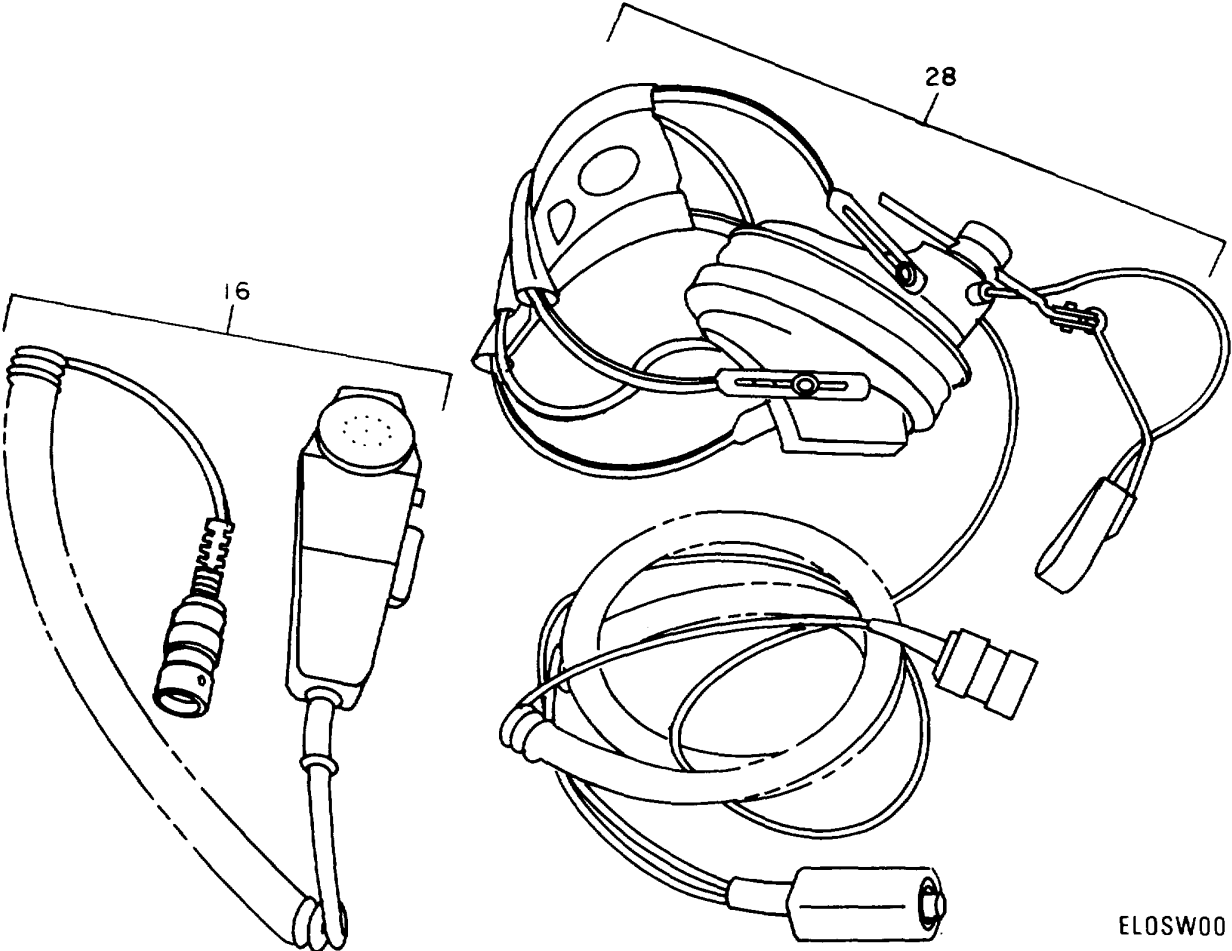


Figure 1. Air Traffic Control Facility AN/TSQ-97 (Sheet 1 of 2).



ELOS00 2

Figure 1. Air Traffic Control Facility AN/TSQ-97 (Sheet 2 of 2)

SECTION II

TM 11-5895-800-20P

(1) ILLUSTRATION		(2)	(3)	(4)	(5)	(6)	(7)	(8)
(a) FIG NO.	(b) ITEM NO.	SMR CODE	NATIONAL STOCK NUMBER	FSCM	PART NUMBER	DESCRIPTION USABLE ON CODE	U/M	QTY INC IN UNIT
						GROUP 00 AIR TRAFFIC CONTROL FACILITY AN/TSQ-97		
1	1	PAOHH	6660-01-009-4369	80058	ML-653/TSQ-97	DETECTOR, WIND DIREC.....	EA	1
1	2	PAOZZ	5895-01-093-0591	80063	SC-D-706031	BOOM.....	EA	1
1	4	PAOHH	5985-00-082-3991	80058	AS-1703/AR	ANTENNA.....	EA	2
1	5	PAOOO	5875-01-087-3059	80063	SC-D-706027	COUPLER ASSEMBLY	EA	2
1	6	PAOZZ	5895-01-025-8899	80058	AS-4034/TSQ-97	ANTENNA ELEMENT.....	EA	12
1	7	PAOZZ	5950-01-025-6732	80058	MX-9713/TSQ-97	CHOKE,ASSEMBLY RF	EA	1
1	10	PAOZZ	5985-01-091-9654	80063	SC-D-706006	MAST.....	EA	1
1	16	PADZZ	5965-00-179-7762	81349	M-80C/U	MICROPHONE, DYNAMIC.....	EA	1
1	17	PAOZZ	6135-00-087-2301	80058	MX-4430/PRC-47	COVER, BATTERY BOX	EA	1
1	18	PAOOO	5821-00-138-7990		RT-1167/ARC-164	RECEIVER-TRANSMITTE.....	EA	1
				80058	VI			
1	19	POODD	5821-01-057-4037	80058	AN/ARC-115A	RADIO SET	EA	1
1	20	PDOOD	5821-00-165-2970	80058	AN/ARC-114A	RADIO SET	EA	1
1	28	PAOOO	5965-01-089-7678	80058	H-337/TSQ-97	HEADSET-MICROPHONE	EA	1
1	31	PAOZZ	6685-00-557-5316	96906	MS2808-18	THERMOMETER, SELF-IN	EA	1
1	37	PAODD	5985-01-088-1896	80063	SC—D-706059	ANTENNA ASSEMBLY	EA	2

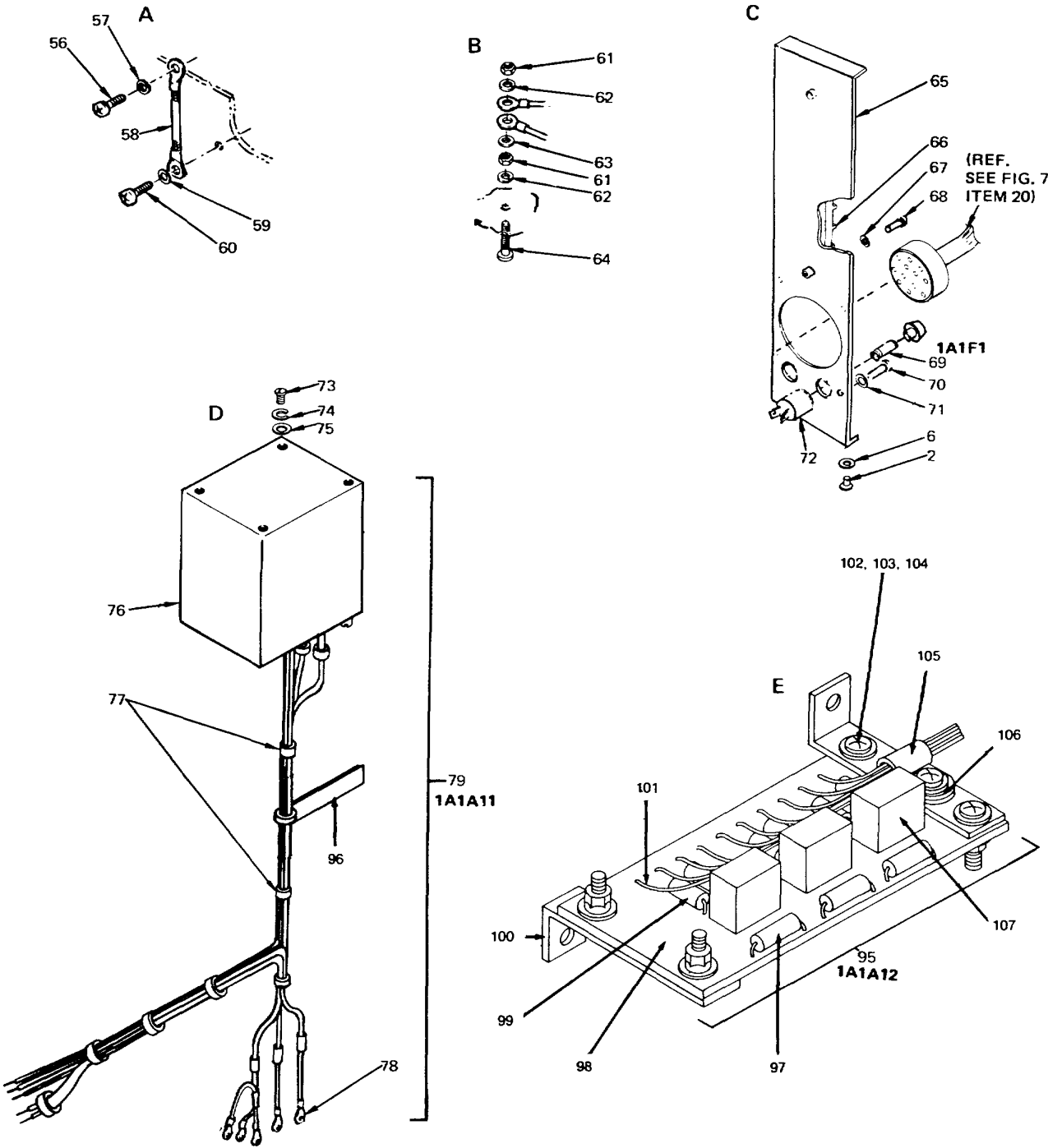


Figure 3. Control Monitor and Console Assembly,

SECTION II

TM 11-5895-800-20P

(1) ILLUSTRATION		(2)	(3)	(4)	(5)	(6)	(7)	(8)
(a) FIG NO.	(b) ITEM NO.	SMR CODE	NATIONAL STOCK NUMBER	FSCM	PART NUMBER	DESCRIPTION USABLE ON CODE	U/M	QTY INC IN UNIT
3	69	PAOZZ	5920-00-929-7899	81349	FM02-125V-1-1/2A	GROUP 0402 CONTROL MONITORS FUSE,CARTRIDGE	EA	1

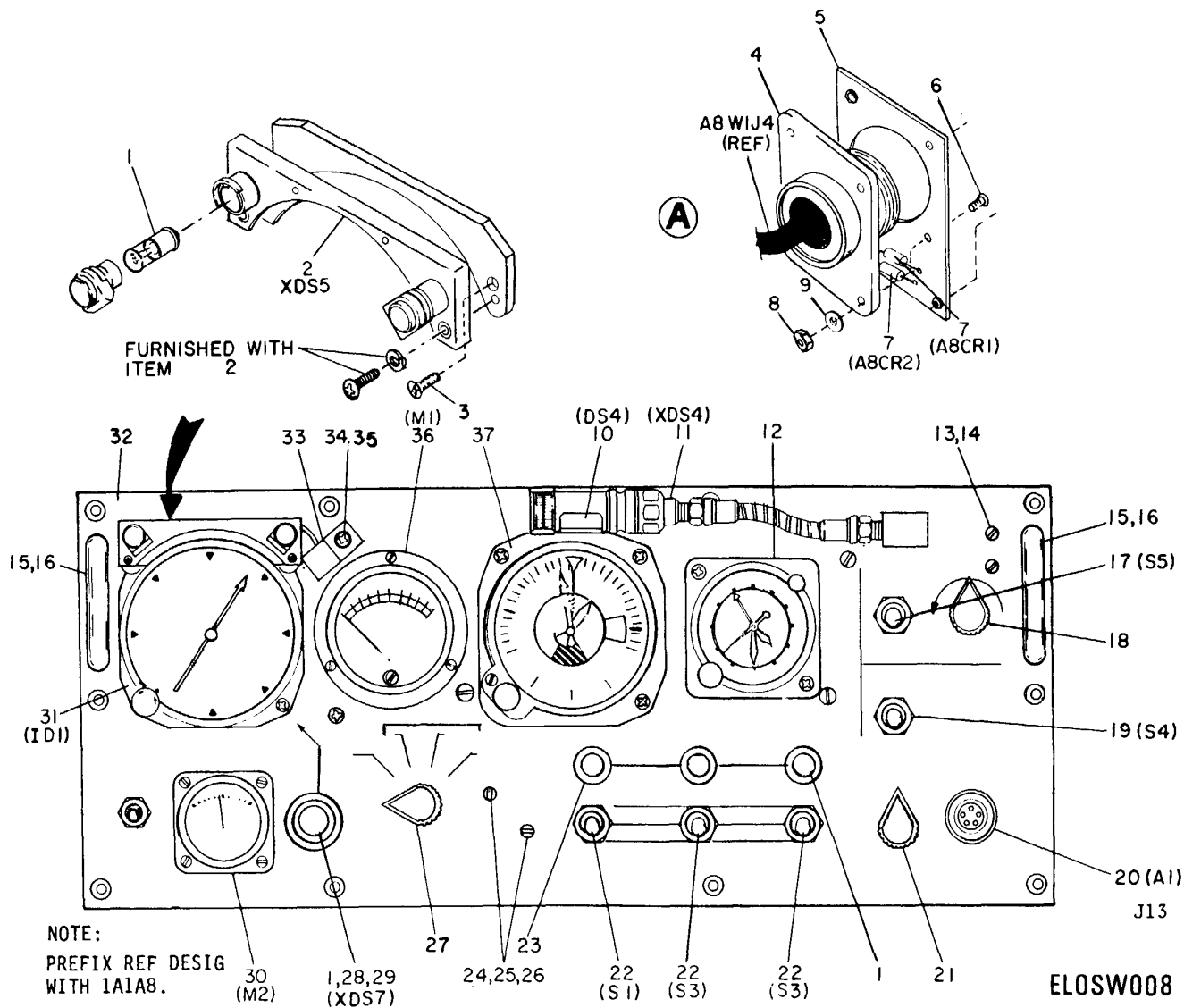


Figure 4. Front Panel Assembly 1A1A8.

(1) ILLUSTRATION		(2)	(3)	(4)	(5)	(6)	(7)	(8)
(a) FIG NO.	(b) ITEM NO.	SMR CODE	NATIONAL STOCK NUMBER	FSCM	PART NUMBER	DESCRIPTION USABLE ON CODE	U/M	QTY INC IN UNIT
4	1	PAOZZ	6240-00-763-7744	81348	W-L-00111/7	GROUP 040201 FRONT PANEL ASSEMBLY	EA	6
4	10	PAOZZ	6240-00-155-8714	96906	MS25231-313	LAMP, INCANDESCENT	EA	1
4	18	PAOZZ	5355-00-556-0145	96906	MS91528-1K2B	KNOB	EA	1
4	21	PACZZ	5355-00-552-1810	96906	MS91528-1KID	KNOB	EA	1
4	27	PADZZ	5355-00-881-0722	96906	MS91528-1K4B	KNOB	EA	1
9								

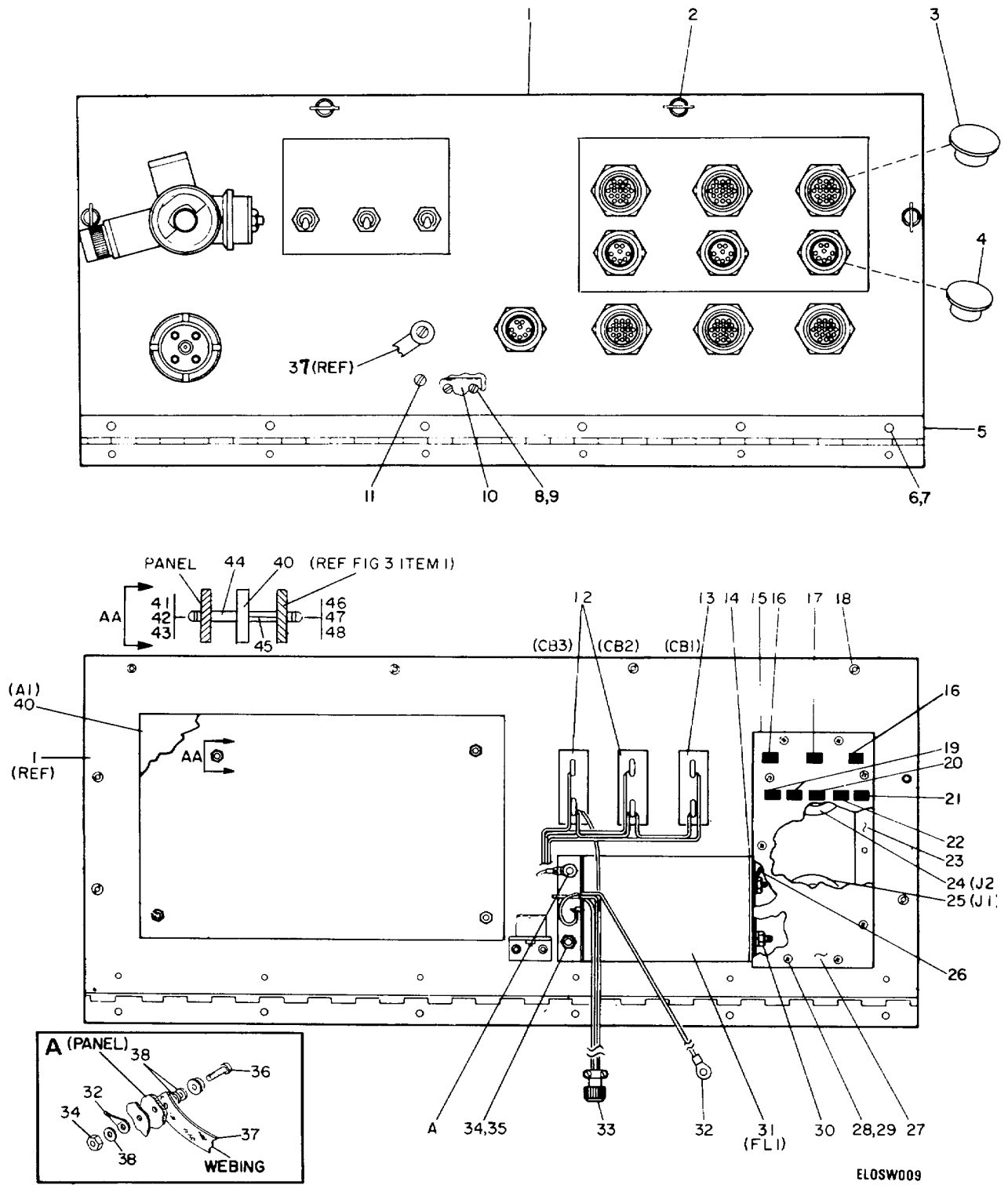
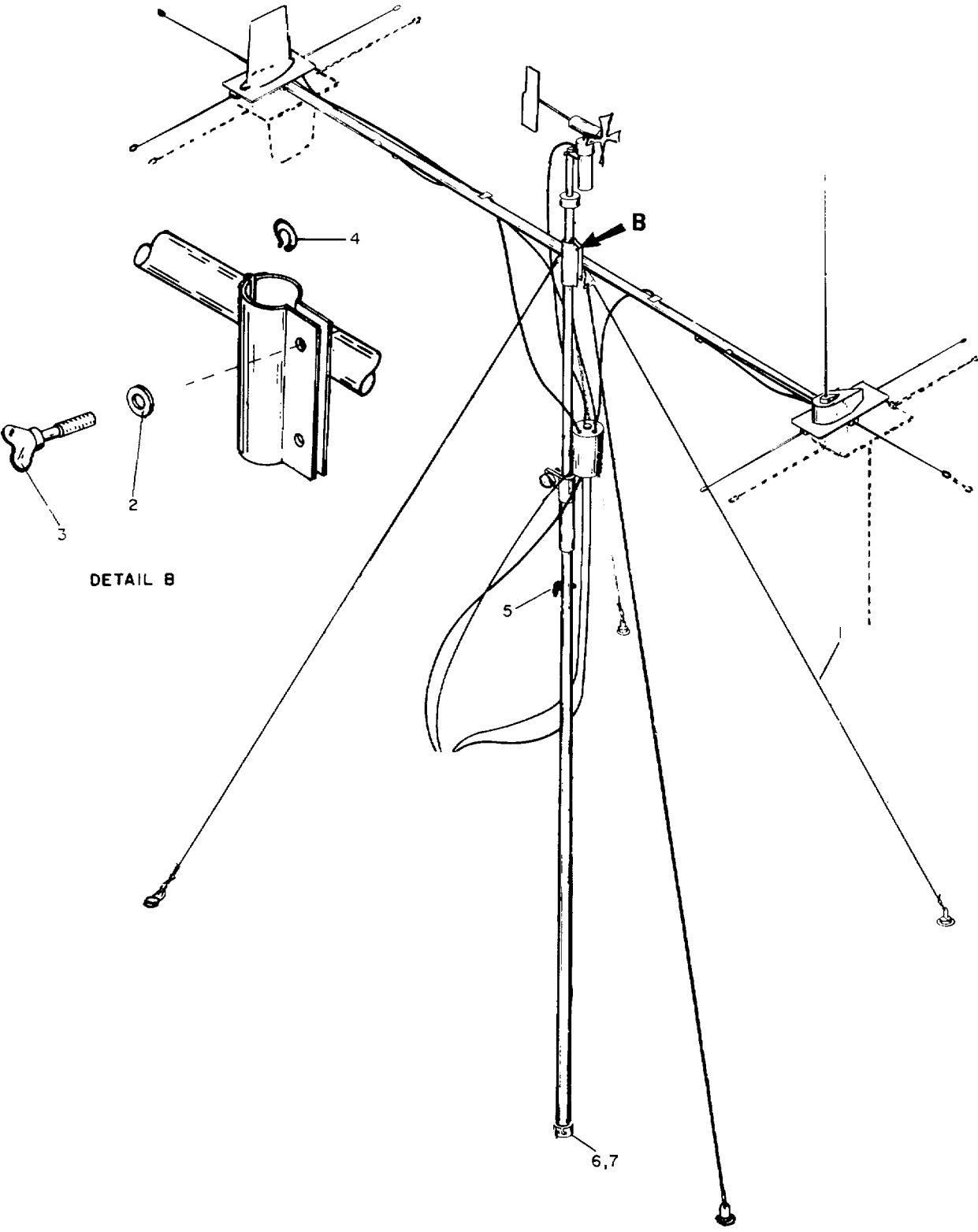


Figure 5. Rear panel Assembly 1A1A9.

SECTION II

TM 11-5895-800-20P

(1) ILLUSTRATION		(2)	(3)	(4)	(5)	(6)	(7)	(8)
(a) FIG NO.	(b) ITEM NO.	SMR CODE	NATIONAL STOCK NUMBER	FSCM	PART NUMBER	DESCRIPTION USABLE ON CODE	U/M	QTY INC IN UNIT
5	16	PADOZZ	6240-00-763-7744	81348	W-L-00111/7	GROUP 040202 REAR PANEL ASSEMBLY	EA	2
5	17	PAOZZ	6240-00-155-8714	96906	MS25231-313	LAMP, INCANDESCENT	EA	1
5	19	PAOZZ	5920-00-782-6179	81349	FM02-125V5A	FUSE, CARTRIDGE	EA	2
5	20	PAOZZ		81349	FM0ZA125V1 1/2A	FUSE, CARTRIDGE	EA	1
5	21	PAOZZ	5920-00-901-9938	81349	FM0-125V1A	FUSE, CARTRIDGE	EA	1
5	22	PAOZZ		81349	FM01125SV5A	FUSE, CARTRIDGE	EA	1



ELOSW018

Figure 12. Mast and Boom Assembly.

SECTION II

TM 11-5895-800-20P

(1) ILLUSTRATION		(2)	(3)	(4)	(5)	(6)	(7)	(8)
(a) FIG NO.	(b) ITEM NO.	SMR CODE	NATIONAL STOCK NUMBER	FSCM	PART NUMBER	DESCRIPTION USABLE ON CODE	U/M	QTY INC IN UNIT
12	1	XAOZZ		80063	SC-C-706040	GROUP 0403 MAST ASSEMBLY		
12	2	PAOZZ	5310-00-470-3000	96906	MS15795-8108	GUY ASSEMBLY,ANTENN	EA	2
12	3	PAOZZ	5310-01-087-3102	80063	SC-C-706141	WASHER, FLAT	EA	1
12	4	PADOZZ	5365-01-121-8093	96906	MS3215-4025	NUT, PLAIN.WING	EA	2
12	5	PAOZZ	5895-01-088-1792	80063	SC-C-706138	RING, RETAINING	EA	1
12	6	XDOOO		80063	SC-C-706121	LANYARD ASSEMBLY.....	EA	1
12	7	PAOZZ	5895-01-088-1791	80063	SC-C-706017	CAP ASSEMBLY,MAST	EA	1
						LANYARD ASSEMBLY.....	EA	1

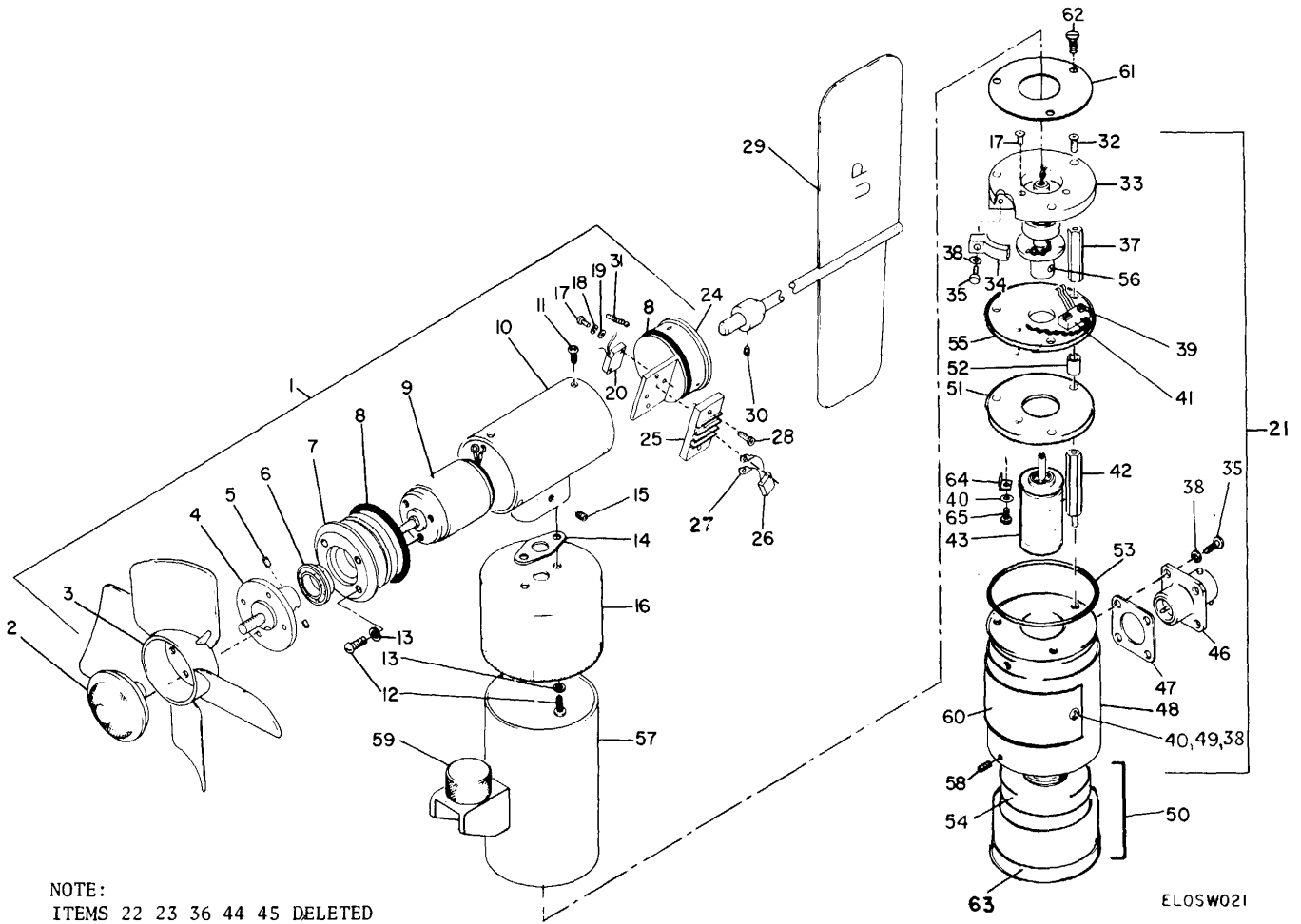


Figure 14. Detector, Wind Direction and speed ML-653/TSQ-97.

SECTION II

TM 11-5895-800-20P

(1) ILLUSTRATION		(2)	(3)	(4)	(5)	(6)	(7)	(8)
(a) FIG NO.	(b) ITEM NO.	SMR CODE	NATIONAL STOCK NUMBER	FSCM	PART NUMBER	DESCRIPTION USABLE ON CODE	U/M	QTY INC IN UNIT
14	1	PAOHH	5895-01-088-1766	80063	SC-0-706070	GROUP 0406 OETECTOR.WIND DIRECTION AND SPEED ML-653/TSQ-97 GENERATOR, WIND DIRE	EA	1

STOCK NUMBER	FIGURE NO.	ITEM NO.	STOCK NUMBER	FIGURE NO.	ITEM NO.
5985-00-032-3991	1	4	5920-00--29-1899	3	69
6135-00-087-2301	1	17	6660-01-009-4369	1	1
5821-00-138-7990	1	18	5950-01-025-6732	1	7
6240-00-155-8714	4	10	5895-01-025-8899	1	6
6240-00-155-8714	5	17	5821-01-057-4037	1	19
5821-00-165-2970	1	20	5895-01-087-3059	1	5
5965-00-179-7762	1	16	5310-01-087-3102	12	3
5310-00-470-3000	12	2	5895-01-088-1766	14	1
5355-00-552-1810	4	21	5895-01-088-1791	12	7
5355-00-556-0145	4	18	5895-01-088-1792	12	5
6685-00-557-5316	1	31	5985-01-088-1896	1	31
6240-00-763-7744	4	1	5965-01-089-7678	1	28
6240-00-763-7744	5	16	5985-01-091-9654	1	10
5920-00-782-6179	5	19	5895-01-093-0591	1	2
5355-00-881-0722	4	27	5365-01-121-8093	12	4
5920-00-901-9938	5	21			

FSCM	PART NUMBER	FIGURE NO.	ITEM NO.	FSCM	PART NUMBER	FIGURE NO.	ITEM NO.
80058	AN/ARC-114A	1	20	96906	MS91528-IK2B	4	18
80058	AN/ARC-115A	1	19	96906	MS915Z8-IK4B	4	27
80058	AS-1703/AR	1	4	80058	MX-4430/PRC-47	1	17
80058	AS-4034/TSQ-97	1	6	80058	MX-9713/TSQ-97	1	7
81349	FM02AI25VI 1/2A	5	20	80058	RT-1167/ARC-164(V)	1	18
81349	FM01-125V1A	5	21	80063	SC-C-706017	12	7
81349	FM01125V5A	5	22	80063	SC-C-706040	12	1
81349	FM02-125V-1-1/2A	3	69	80063	SC-C-706121	12	6
81349	FM02-125V5A	5	19	80063	SC-C-70b138	12	5
80058	H-337/TSQ-97	1	28	80063	SC-C-706141	12	3
81349	M-80C/U	1	16	80063	SC-D-706006	1	10
80058	ML-653/TSQ-97	1	1	80063	SC-D-706027	1	5
96906	MS15795-8108	12	2	80063	SC-D-706037	1	2
96906	MS25231-313	4	10	80063	SC-D-706059	1	37
96906	MS25231-313	5	17	80063	SC-D-706070	14	1
96906	MS28028-1	1	31	81348	W-L-00111/7	4	1
96906	MS3215-4025	12	4	81348	W-L-00111/7	5	16
96906	MS91528-1KID	4	21				

By Order of the Secretary of the Army:

Official:

JOHN A. WICKHAM JR.
General, United States Army
Chief of Staff

ROBERT M. JOYCE
Major General United States Army
The Adjutant General

DISTRIBUTION:

To be distributed in accordance with DA Form 12-36B, Organizational Maintenance requirements for AN/TSQ-97.

***U.S. GOVERNMENT PRINTING OFFICE: 1993 - 342421/62027**

RECOMMENDED CHANGES TO EQUIPMENT TECHNICAL PUBLICATIONS



THEN...JOT DOWN THE
DOPE ABOUT IT ON THIS FORM.
CAREFULLY TEAR IT OUT, FOLD IT
AND DROP IT IN THE MAIL.

SOMETHING WRONG WITH PUBLICATION

FROM: (PRINT YOUR UNIT'S COMPLETE ADDRESS)

DATE SENT

PUBLICATION NUMBER

PUBLICATION DATE

PUBLICATION TITLE

BE EXACT PIN-POINT WHERE IT IS

PAGE
NO.

PARA-
GRAPH

FIGURE
NO.

TABLE
NO.

IN THIS SPACE, TELL WHAT IS WRONG
AND WHAT SHOULD BE DONE ABOUT IT.

TEAR ALONG PERFORATED LINE

PRINTED NAME, GRADE OR TITLE AND TELEPHONE NUMBER

SIGN HERE

DA FORM 1 JUL 79 **2028-2**

PREVIOUS EDITIONS
ARE OBSOLETE.

P.S.--IF YOUR OUTFIT WANTS TO KNOW ABOUT YOUR
RECOMMENDATION MAKE A CARBON COPY OF THIS
AND GIVE IT TO YOUR HEADQUARTERS.

PIN NO: 042830-000

This fine document...

Was brought to you by me:



[Liberated Manuals -- free army and government manuals](#)

Why do I do it? I am tired of sleazy CD-ROM sellers, who take publicly available information, slap “watermarks” and other junk on it, and sell it. Those masters of search engine manipulation make sure that their sites that sell free information, come up first in search engines. They did not create it... They did not even scan it... Why should they get your money? Why are not letting you give those free manuals to your friends?

I am setting this document FREE. This document was made by the US Government and is NOT protected by Copyright. Feel free to share, republish, sell and so on.

I am not asking you for donations, fees or handouts. If you can, please provide a link to liberatedmanuals.com, so that free manuals come up first in search engines:

<A HREF=<http://www.liberatedmanuals.com/>>Free Military and Government Manuals

- Sincerely
Igor Chudov
<http://igor.chudov.com/>
- [Chicago Machinery Movers](#)