

TECHNICAL MANUAL

**Organizational Maintenance
Repair Parts and Special Tools Lists**

**INTERROGATORSET
AN / TPX-46(V)1 (NSN 5895-00-423-1693)
INTERROGATORSET
AN / TPX-46(V)2 (NSN 5895-00-423-1694)
INTERROGATORSET
AN / TPX-46(V)3 (NSN 5895-00-423-1696)
INTERROGATORSET
AN/ TPX-46(V)4 (NSN 5895-00-423-1700)
INTERROGATORSET
AN/TPX-46(V)6(NSN5895-00-423-1702)**

This copy is a reprint which includes current pages from Change 1.

HEADQUARTERS, DEPARTMENT OF THE ARMY

January 1976

**Organizational Maintenance Repair Parts and Special Tools Lists
For
INTERROGATORSET AN / TPX-46(V)1 (NSN 5895-00-423-1693)
INTERROGATORSET AN / TPX-46(V)2 (NSN 5895-00-423-1694)
INTERROGATORSET AN / TPX-46(V)3 (NSN 5895-00-423-1696)
INTERROGATORSET AN/ TPX-46(V)4 (NSN 5895-00-423-1700)
INTERROGATORSET AN/TPX-46(V)6(NSN5895-00-423-1702)**

Current as of 22 August 1976

		Page	Illus Figure
Section	I.	Introduction	1
	II.	Repair parts list.....	5
Group	00	Interrogator Set AN/TPX-46(V)1, 2, 3, 4, and 6.....	5
		Cable assemblies	5
		Installation Kit, Program Connectors MK-1573/TPX-46(V)	5
		Installation Kit, Program Connectors MK-1574/TPX-46(V)	6
		Installation Kit, Program Connectors MK-1630/TPX-46(V)	6
		Controls, Interrogator Set C-7570/TPX-46(V) (Unit 5): C-7571/TPX-46(V) (Unit 6): C-7572/TPX-46(V) (Unit 7); and Alarm-Monitor BZ-162/TPX-46(V) (Unit 8)	7
		Reel, Cable RC-473G	7
		Reel, Cable DR-7 and Adapter, Reel MX-9300/TPX-46(V).....	7
		Strap, Fastener and Tool Kit, Interrogator Set TK-228/TPX-46(V).....	7
		Coder-Decoder Group OX-7(V)1/TPX-46(V)-1.....	7
		-or-	
Group	01	Coder-Decoder Group OX-7(V)2/TPX-46(V)-1.....	7
		0101 Synchronizer, Electrical SN-420/TPX-46(V)-1A1.....	8
		0102 Control, Antenna C-8738/TPX-46(V)-1A2	8
		0103 Signal Processor CP-925/TPX-46(V)-1A3.....	9
		0105 Case, Coder-Decoder Group CY-6409/TPX-46(V)-1A5.....	10
		0106 Switching Unit, Computer Circuits SA-1836/TPX-46(V)-1A6.....	10
		0107 Panel Assembly (blank)-1A7	10
	02	Receiver-Transmitter Group OR-85/TPX-46(V)-2	10
		0201 Receiver-Transmitter Radio RT-1026/TPX-46(V)-2A1	10
	03	Antenna Group-3	11
	04	Antenna-Radome AS-2740/TPX-46(V) (14 FT)-4	11
	05	Control, Interrogator Set C-7570/TPX-46(V)-5	11
	06	Control, Interrogator Set C-7571/TPX-46(V)-6	11
	07	Control Interrogator Set C-7572/TPX-46(V)-7	11
	08	Alarm-Monitor BZ-162/TPX-46(V)- 8	12
	09	Transformer, Power, Isolation TF-578/TPX-46(V).....	12
Section	III.	Special tools list (Not applicable)	24
	IV.	National Stock Number and Part Number Index	38

**SECTION I
INTRODUCTION**

1. Scope

This manual lists repair parts required for the performance of organizational maintenance of the AN/TPX-46(V) 1, 2, 3, 4, and 6.

2. General

This Repair Parts and Special Tools List is divided into the following sections:

a. Section II. Repair Parts List. A list of repair parts authorized for use in the performance of maintenance. The list also includes parts which must be removed for replacement of the authorized parts. Parts lists are composed of functional groups in ascending numerical sequence, with the parts in each group listed in figure and item number sequence.

b. Section III. Special Tools List. Not applicable.

c. Section IV. National Stock Number and Part Number Index. A list, in ascending numerical sequence, of all National stock numbers appearing in the listings, following by a list, in alphanumeric sequence, of all part numbers appearing in the listings. National stock number and part numbers are cross-referenced to each illustration figure and item number appearance.

3. Explanation of Columns

The following provides an explanation of columns found in the tabular listings:

a. Illustration. This column is divided as follows:

(1) *Figure number.* Indicates the figure number of the illustration in which the item is shown.

(2) *Item number.* The number used to identify each item called out in the illustration.

b. Source, Maintenance, and Recoverability Codes (SMR).

(1) *Source code.* Source codes are assigned to support items to indicate the manner of acquiring support items for maintenance, repair, or overhaul of end items. Source codes are entered in the first and second positions of the Uniform SMR Code format as follows:

<i>Code</i>	<i>Definition</i>
A-	Item procured and stocked for anticipated or known usage.
B-	Item procured and stocked for insurance purpose because essentiality dictates that a minimum quantity be available in the supply systems.

<i>Code</i>	<i>Definition</i>
PD-	Support item, excluding support equipment, procured for initial issue or outfitting and stocked only for subsequent or additional initial issues or outfittings. Not subject to automatic replenishment.
XD-A	support item that is not stocked. When required, item will be procured through normal supply channels.

NOTE

Cannibalization or salvage may be used as a source of supply for any items source coded above except those coded XA, XD, and aircraft support items as restricted by AR 700-42.

(2) *Maintenance code.* Maintenance codes are assigned to indicate the levels of maintenance authorized to USE and REPAIR support items. The maintenance codes are entered in the third and fourth positions of the Uniform SMR Code format as follows:

(a) The maintenance code entered in the third position will indicate the lowest maintenance level authorized to remove, replace, and use the support item. The maintenance code entered in the third position will indicate one of the following levels of maintenance:

<i>Code</i>	<i>Application/Explanation</i>
O-	Support item is removed, replaced, used at the organizational level.
(b)	The maintenance code entered in the fourth position indicates whether the item is to be repaired and identifies the lowest maintenance level with the capability to perform complete repair (i.e., all authorized maintenance functions). This position will contain one of the following maintenance codes:

<i>Code</i>	<i>Application/Explanation</i>
O--	The lowest maintenance level capable of complete repair of the support item is the organizational level.
F-	The lowest maintenance level capable of complete repair of the support item is the direct support level.
H-	The lowest maintenance level capable of complete repair of the support item is the general support level.
D-	The lowest maintenance level capable of TM 11-5895-532-20P

Code *Application Explanation*
 complete repair of the support item is the depot level.

Z- Nonreparable. No repair is authorized.
 (3) *Recoverability code.* Recoverability codes are assigned to support items to indicate the disposition action on unserviceable items. The recoverability code is entered in the fifth position of the Uniform SMR Code format as follows:

Recoverability

<i>Codes</i>	<i>Definition</i>
Z-	Nonreparable item. When unserviceable, condemn and dispose at the level indicated in position 3.
O-	Reparable item. When uneconomically reparable, condemn and dispose at organizational level.
H-	Reparable item. When uneconomically reparable, condemn and dispose at the general support level.
D-	Reparable item. When beyond lower level repair capability, return to depot. Condemnation and disposal not authorized below depot level.
L-	Reparable item. Repair, condemnation, and disposal not authorized below depot/specialized repair activity level.

c. *National Stock Number.* Indicates the National stock number assigned to the item and will be used for requisitioning purposes.

d. *Part Number.* Indicates the primary number used by the manufacturer (individual, company, firm, corporation, or Government activity), which controls the design and characteristics of the item by means of its engineering drawings, specifications standards, and inspection requirements, to identify an item or range of items.

NOTE

When a stock-numbered item is requisitioned, the repair part received may have a different part number than the part being replaced.

e. *Federal Supply Code for Manufacturer (FSCM).* The FSCM is a 5-digit numeric code listed in SB 708-42 which is used to identify the manufacturer, distributor, or Government agency, etc.

f. *Description.* Indicates the Federal item name and, if required, a minimum description to identify the item.

g. *Unit of Measure (UIM).* Indicates the standard of the basic quantity of the listed item as used in performing the actual maintenance function. This measure is expressed by a two-character alphabetical abbreviation (e.g., ea, in, pr, etc.). When the unit of measure differs from the unit of issue, the lowest unit of issue that will satisfy the required units of measure will be requisitioned.

h. *Quantity Incorporated In Unit.* Indicates the quantity of the item used in the breakout shown on the illustration figure, which is prepared for a functional group, subfunctional group, or an assembly.

4. Special Information

a. Usable on codes are shown in the description column. Uncoded items are applicable to all models. Identification of the usable on codes used in this publication are:

<i>Code</i>	<i>Used On</i>
ASJ	AN/TPX-46(V)1
CLD	AN/TPX-46(V)2
CLE	AN/TPX-46(V)3
CLG	AN/TPX-46(V)4
CLF	AN/TPX-46(V)6

b. The following publication pertains to the AN/ TPX-46(V)1, 2, 3, 4, and 6 and its components: TM 11-5895-532-12, Interrogator Sets AN/TPX-46(V)1, 2, 3, 4, and 6.

c. Action change codes indicated in the left-hand margin of the listing page denote the following:

- N- Indicates an added item.
- C- Indicates a change in data.
- R- Indicates a change in NSN only.

5. How to Locate Repair Parts

a. *When National Stock Number or Part Number is Unknown:*

(1) *First.* Using the table of contents, determine the functional group or subgroup within which the repair part belongs. This is necessary since illustrations are prepared for functional groups or subgroups, and listings are divided into the same groups.

(2) *Second.* Find the illustration covering the functional group or subgroup to which the repair part belongs.

(3) *Third.* Identify the repair part on the illustration and note the illustration figure and item number of the repair part.

(4) *Forth.* Using the Repair Parts Listing, find the figure and item number noted on the illustration.

b. *When National Stock Number or Part Number is Known:*

(1) *First.* Using the Index of National Stock Numbers and Part Numbers, find the pertinent National stock number or part number. This index is in ascending NSN sequence followed by a list of part numbers in ascending alphanumeric sequence, cross-referenced to the illustration figure number and item number.

(2) *Second.* After finding the figure and item

number, locate the figure and item number in the repair parts list.

6. Abbreviations

Not applicable.

7. Recommendation for Maintenance Publications Improvements

You can improve this manual by recommending im-

provements using DA Form 2028 (Recommended Changes to Publications and Blank Forms) or DA Form 2028-2 (Test) located in the back of the manual. To use the form in the back of the manual, simply tear it out, fill it out as shown on the sample in figure 24, fold it where shown, and drop it in the mail. A reply will be furnished direct to you.

Change 1 4.1

SECTION II. REPAIR PARTS LIST

TM 11-5895-532-20P

(1) ILLUSTRATION		(2)	(3)	(4)	(5)	(6) DESCRIPTION	(7)	(8)	
(a) FIG NO.	(b) ITEM NO.	SMR CODE	NATIONAL STOCK NUMBER	PART NUMBER	FSCM	USABLE ON CODE	U/M	QTY INC IN UNIT	
						GROUP: 00 INTERROGATOR SET AN/TPX-46(V)1,2,3,4 AND 6 CABLE ASSEMBLIES			
1	1	PAOFD	5995-00-224-3274	CG-3460/U2FT	80063	CABLE ASSEMBLY, RADIO FREQUENCY ASJ, CLD, CLG, CLF CG-3460/U (2 FT)	EA	2	
1	2	PAOFD	5995-00-224-3271	CG-3460/U13.5FT	80063	CABLE ASSEMBLY, RADIO FREQUENCY ASJ CG-3460/U (13.5 FT)	EA	4	
1	3	PAOFD	5995-00-238-4666	CX-10773/U2FT	80063	CABLE ASSEMBLY, SPECIAL PURPOSE, ASJ, CLD, CLG, CLF ELECTRICAL CX-10773/U (2 FT)	EA	1	
1	4	PAOFD	5995-00-008-3248	CX-10774/U13.5FT	80063	CABLE ASSEMBLY, SPECIAL PURPOSE, ASJ ELECTRICAL CX-10774/U (13.5 FT)	EA	1	
1	5	PAOFD	5995-00-101-9828	CX-10775/U375FT	80063	CABLE ASSEMBLY, SPECIAL PURPOSE, CLD, CLG ELECTRICAL CX-10775/U (375 FT)	EA	1	
1	6	PAOFD	5995-00-230-8386	CX-12810/TPX-46V	80063	CABLE ASSEMBLY, SPECIAL PURPOSE, ASJ, CLD, CLG ELECTRICAL, BRANCHED CX-12810/TPX-46(v)	EA	1	
1	7	PAOFD	5995-00-257-2836	CG-3460/U35FT	80063	CABLE ASSEMBLY, RADIO FREQUENCY CLD, CLG CG-3460/U (35 FT)	EA	2	
1	8	PAOFD	5995-00-249-4909	CX-10779/U50FT	80063	CABLE ASSEMBLY, SPECIAL PURPOSE, CLD, CLG ELECTRICAL CX-10779/U (50 FT)	EA	1	
1	9	PAOFD	5995-00-405-9182	CG-3461/U375FT	80063	CABLE ASSEMBLY, RADIO FREQUENCY CLG CG-3461/U (375 FT)	EA	1	
1	10	PAOFD	5995-00-003-8506	CX-10777/U375FT	80063	CABLE ASSEMBLY, SPECIAL PURPOSE, CLG ELECTRICAL CX-10777/U (375 FT)	EA	1	
1	11	PAOFD	5995-00-405-9183	CG-3460/U100FT	80063	CABLE ASSEMBLY, RADIO FREQUENCY CLF CG-3460/U (100 FT)	EA	2	
1	12	PAOFD	5995-00-008-3247	CX-10778/U100FT	80063	CABLE ASSEMBLY, SPECIAL PURPOSE, CLF ELECTRICAL CX-10778/U (100 FT)	EA	1	
1	13	PAOFD	5995-00-565-6134	CX-10775/U300FT	80058	CABLE ASSEMBLY, SPECIAL PURPOSE, ASJ ELECTRICAL CX-10775/U (300 FT)	EA	1	
1	14	PAOFD	5995-00-764-8873	CX-12892/U75FT	80063	CABLE ASSEMBLY, SPECIAL PURPOSE, ASJ ELECTRICAL CX-12892/U (75 FT)	EA	1	
N	1	PAOFD	5995-00-619-9736	CX-13013/TPX-46V	80058	CABLE ASSEMBLY, POWER, ELECTRICAL CLD CX-13013/TPX-46(v) INSTALLATION KIT, PROGRAM CONNECTORS MK-1573/TPX-46(V)	EA	1	
C	2	1	PDOOO	5895-00-164-3761	SMA587006	80249	INSTALLATION KIT, PROGRAM CONNECTORS ASJ MK-1573/TPX-46(V) (KIT NO. 1)	EA	1
C	2	2	PAOZZ	5935-00-008-0450	SMD586728	80249	PROGRAM CONNECTOR (GREEN) ASJ	EA	1
C	2	2	PAOZZ	5935-00-008-0451	SMD586729	80249	PROGRAM CONNECTOR (GREEN) ASJ	EA	1
C	2	2	PAOZZ	5935-00-008-0452	SMD586730	80249	PROGRAM CONNECTOR (GREEN) ASJ	EA	1
C	2	2	PAOZZ	5935-00-008-0459	SMD586739	80249	PROGRAM CONNECTOR (YELLOW) ASJ	EA	1
C	2	2	PAOZZ	5935-00-008-0460	SMD586740	80249	PROGRAM CONNECTOR (RED) ASJ	EA	1
C	2	2	PAOZZ	5935-00-008-0461	SMD586741	80249	PROGRAM CONNECTOR (RED) ASJ	EA	1
C	2	2	PAOZZ	5935-00-008-0463	SMD587119	80249	PROGRAM CONNECTOR (YELLOW) ASJ	EA	1
C	2	2	PAOZZ	5935-00-008-2607	SMD587112	80249	PROGRAM CONNECTOR (BLACK) ASJ	EA	1
C	2	2	PAOZZ	5935-00-008-2608	SMD587113	80249	PROGRAM CONNECTOR (BLACK) ASJ	EA	1
C	2	2	PAOZZ	5935-00-008-0462	SMD586763	80249	PROGRAM CONNECTOR (BLACK) ASJ	EA	1
C	2	2	PAOZZ	5935-00-008-0449	SMD586727	80249	PROGRAM CONNECTOR (BLACK) ASJ	EA	1
C	2	3	PAOZZ	5935-00-008-0464	SMD587110	80249	PROGRAM CONNECTOR (RED) ASJ	EA	1
C	2	3	PAOZZ	5935-00-008-0465	SMD587111	80249	PROGRAM CONNECTOR (YELLOW) ASJ	EA	1
C	2	3	PAOZZ	5935-00-008-0453	SMD586731	80249	PROGRAM CONNECTOR (GREEN) ASJ	EA	1
C	2	3	PAOZZ	5935-00-068-6318	SMD586736	80249	PROGRAM CONNECTOR (RED) ASJ	EA	1
C	2	3	PAOZZ	5935-00-008-0457	SMD586737	80249	PROGRAM CONNECTOR (YELLOW) ASJ	EA	1

SECTION II. REPAIR PARTS LIST (CONTINUED)

TM 11-5895-532-20P

(1) ILLUSTRATION		(2)	(3)	(4)	(5)	(6) DESCRIPTION	(7)	(8)
(a) FIG NO.	(b) ITEM NO.	SMR CODE	NATIONAL STOCK NUMBER	PART NUMBER	FSCM	USABLE ON CODE	U/M	QTY INC IN UNIT
						INSTALLATION KIT, PROGRAM CONNECTORS MK-1574/TPX-46(v)		
C	3	1	PDOO	5895-00-350-5347	SMA587008	80249	INSTALLATION KIT, PROGRAM CONNECTORS CLD, CLE, CLG	EA 1
						INSTALLATION KIT, PROGRAM CONNECTORS MK-1574/TPX-46(V) (KIT NO. 2)		
C	3	2	PAOZZ	5935-00-008-0449	SMD586727	80249	PROGRAM CONNECTOR (BLACK) CLD, CLE, CLG	EA 1
C	3	2	PAOZZ	5935-00-008-0451	SMD586729	80249	PROGRAM CONNECTOR (GREEN) CLD, CLE, CLG	EA 1
C	3	2	PAOZZ	5935-00-008-0454	SMD586732	80249	PROGRAM CONNECTOR (GREEN) CLD, CLE, CLG	EA 1
C	3	2	PAOZZ	5935-00-008-0458	SD0586738	80249	PROGRAM CONNECTOR (GREEN) CLD, CLE, CLG	EA 1
C	3	2	PAOZZ	5935-00-008-0459	SMD586739	80249	PROGRAM CONNECTOR (YELLOW) CLD, CLE, CLG	EA 1
C	3	2	PAOZZ	5935-00-008-0460	SMD586740	80249	PROGRAM CONNECTOR (RED) CLD, CLE, CLG	EA 1
C	3	2	PAOZZ	5935-00-008-0461	SMD586741	80249	PROGRAM CONNECTOR (RED) CLD, CLE, CLG	EA 1
C	3	2	PAOZZ	5935-00-008-0462	SMD586763	80249	PROGRAM CONNECTOR (BLACK) CLD, CLE, CLG	EA 1
C	3	2	PAOZZ	5935-00-008-0463	SMD587109	80249	PROGRAM CONNECTOR (YELLOW) CLD, CLE, CLG	EA 1
C	3	2	PAOZZ	5935-00-008-0464	SMD587110	80249	PROGRAM CONNECTOR (RED) CLD, CLE, CLG	EA 1
C	3	2	PAOZZ	5935-00-008-0465	SMD587111	80249	PROGRAM CONNECTOR (YELLOW) CLD, CLE, CLG	EA 1
C	3	2	PAOZZ	5935-00-008-2607	SMD587112	80249	PROGRAM CONNECTOR (BLACK) CLD, CLE, CLG	EA 1
C	3	2	PAOZZ	5935-00-008-2608	SMD587113	80249	PROGRAM CONNECTOR (BLACK) CLD, CLE, CLG	EA 1
C	3	3	PAOZZ	5935-00-008-0455	SMD586733	80249	PROGRAM CONNECTOR (YELLOW) CLD, CLE, CLG	EA 1
C	3	3	PAOZZ	5935-00-008-0456	SMD586734	80249	PROGRAM CONNECTOR (RED) CLD, CLE, CLG	EA 1
C	3	3	PAOZZ	5935-00-009-4484	SMD586735	80249	PROGRAM CONNECTOR (GREEN) CLD, CLE, CLG	EA 1
						INSTALLATION KIT, PROGRAM CONNECTORS MK-1630/TPX-46(V)		
C	4	1	PAOZZ	5895-00-013-9312	SMA587298	80249	INSTALLATION KIT, PROGRAM CONNECTORS CLF	EA 1
						INSTALLATION KIT, PROGRAM CONNECTORS MK-1630/TPX-46(V) (KIT NO. 3)		
C	4	2	PAOZZ	5935-00-008-0449	SMD586727	80249	PROGRAM CONNECTOR (BLACK) CLF	EA 1
C	4	2	PAOZZ	5935-00-008-0450	SMD586728	80249	PROGRAM CONNECTOR (GREEN) CLF	EA 1
C	4	2	PAOZZ	5935-00-008-0451	SMD586729	80249	PROGRAM CONNECTOR (GREEN) CLF	EA 1
C	4	2	PAOZZ	5935-00-008-0452	SMD586730	80249	PROGRAM CONNECTOR (GREEN) CLF	EA 1
C	4	2	PAOZZ	5935-00-008-0462	SMD586763	80249	PROGRAM CONNECTOR (BLACK) CLF	EA 1
C	4	2	PAOZZ	5935-00-008-0463	SMD587109	80249	PROGRAM CONNECTOR (YELLOW) CLF	EA 1
C	4	2	PAOZZ	5935-00-008-0464	SMD587110	80249	PROGRAM CONNECTOR (RED) CL	EA 1
C	4	2	PAOZZ	5935-00-008-0465	SMD587111	80249	PROGRAM CONNECTOR (YELLOW) CLF	EA 1
C	4	2	PAOZZ	5935-00-008-2607	SMD587112	80249	PROGRAM CONNECTOR (BLACK) CLF	EA 1
C	4	2	PAOZZ	5935-00-008-2608	SMD587113	80249	PROGRAM CONNECTOR (BLACK) CLF	EA 1
C	4	2	PAOZZ	5935-00-008-0454	SMD586732	80249	PROGRAM CONNECTOR (GREEN) CLF	EA 1
C	4	2	PAOZZ	5935-00-008-0458	SMD586738	80249	PROGRAM CONNECTOR (GREEN) CLF	EA 1
C	4	2	PAOZZ	5935-00-008-0459	SMD586739	80249	PROGRAM CONNECTOR (YELLOW) CLF	EA 1
C	4	2	PAOZZ	5935-00-008-0460	SMD586740	80249	PROGRAM CONNECTOR (RED) CLF	EA 1
C	4	3	PAOZZ	5935-00-008-0461	SMD586741	80249	PROGRAM CONNECTOR (RED) CLF	EA 1
C	4	3	PAOZZ	5935-00-008-0455	SMD586733	80249	PROGRAM CONNECTOR (YELLOW) CLF	EA 1
C	4	3	PAOZZ	5935-00-008-0456	SMD586734	80249	PROGRAM CONNECTOR (RED) CLF	EA 1
C	4	3	PAOZZ	5935-00-009-4484	SMD586735	80249	PROGRAM CONNECTOR (GREEN) CLF	EA 1
C	4	3	PAOZZ	5935-00-008-6318	SMD586736	80249	PROGRAM CONNECTOR (RED) CLF	EA 1
C	4	3	PAOZZ	5935-00-008-0457	SMD586737	80249	PROGRAM CONNECTOR (YELLOW) CLF	EA 1
C	4	3	PAOZZ	5935-00-008-0453	SMD586731	80249	PROGRAM CONNECTOR (GREEN) CLF	EA 1

SECTION II. REPAIR PARTS LIST

TM 11-5895-532-20P

(1) ILLUSTRATION		(2)	(3)	(4)	(5)	(6) DESCRIPTION	(7)	(8)
(a) FIG NO.	(b) ITEM NO.	SMR CODE	NATIONAL STOCK NUMBER	PART NUMBER	FSCM	USABLE ON CODE	U/M	QTY INC IN UNIT
5	1	PDOHD	5895-00-141-3607	C7570TPX46V	80058	CONTROLS, INTERROGATOR SET C-7570/TPX-46(V) (UNIT 5); C-7571/TPX-46(V) (UNIT 6); C-7572/TPX-46(V) (UNIT 7); AND ALARM-MONITOR BZ-162/TPX-46(V) (UNIT 8)		
5	2	PDOHD	5895-00-011-3629	SME586917	80249	CONTROL, INTERROGATOR SET C-7570/TPX-46(V) ASJ, CLG, CLF	EA	1
5	3	PDOHD	5895-00-164-3718	SMD586921	80249	CONTROL, INTERROGATOR SET C-7571/TPX-46(V) CLD	EA	1
5	4	PDOHD	5840-00-110-8176	SMD586920	80249	CONTROL, INTERROGATOR SET C-7572/TPX-46(V) CLG ALARM-MONITOR BZ-162/TPX-46(V) CLE, CLG, CLF	EA	1
6	1	PDOHH	8130-00-075-6179	SMD587106	80249	REEL, CABLE RC-473/G REEL, CABLE RC-473/G CLD, CLF CLG	EA EA	1 2
6	2	PAOZZ	8130-00-634-7984	SLF5697	80063	REEL, CABLE DR-7 AND ADAPTER, REEL MX-9300/TPX-46(V)		
6	3	PDOHH	8130-00-881-6885	SMD587338	80249	REEL, CABLE DR-7 ASJ	EA	2
6	4	XDOZZ		SMD587294	80249	ADAPTER, REEL MX-9300/TPX-46(V) ASJ	EA	2
6	5	XDOZZ		SMD587295	80249	ADAPTER, CABLE, REEL ASJ	EA	1
6	6	PAOZZ	5305-00-071-2096	MS51958-87	96906	ADAPTER, CABLE, REEL ASJ	EA	1
6	7	PAOZZ	5310-00-531-9515	AN960C416	88044	SCREW, MACHINE ASJ	EA	4
						WASHER, FLAT ASJ	EA	4
7	1	PAOZZ	5340-00-009-5729	FDC3605M52	98313	STRAP, FASTENER AND TOOL KIT, INTERROGATOR SET TK-228/TPX-46(V)		
7	2	PDOOO	5180-00-150-1842	SMA587007	80249	STRAP, FASTENER	EA	2
7	3	PAOZZ	5120-00-139-2234	SMB587248	80249	TOOL KIT, INTERROGATOR SET TK-228/TPX-46(V)	EA	1
7	4	PAOZZ	5120-00-139-2223	S1162	65814	WRENCH, HEXAGON T	EA	1
7	5	PAOZZ	5120-00-139-2222	DP2	65814	WRENCH, BOX-OPEN END	EA	1
7	6	PAOZZ	5140-00-139-2287	SMC587247	80249	SCREWDRIVER, CROSS TIP: PHILLIPS TYPE	EA	1
7	7	PAOZZ	5120-00-139-2236	1733	65814	ROLL, TOOL	EA	1
						WRENCH, OPEN END	EA	1
8	1	PDOHD	5895-00-163-4980	SMD586901	80249	GROUP: 01 CODER-DECODER GROUP OX-7(V)1/TPX-46(V)-1		
8	2	PAOZZ	6210-00-464-0447	LC37CD2	81349	CODER-DECODER GROUP OX-7(V)1/TPX-46(V) ASJ, CLD, CLG, CLF	EA	1
8	3	PAOZZ	6240-00-965-1381	382	08806	LENS, INDICATOR LIGHT	EA	1
8	4	PDOHD	5895-00-011-3632	SME586902	80249	LAMP, INCANDESCENT	EA	1
8	5	PDOHD	5895-00-350-5343	SA1836TPX46V	80058	CASE, CODER-DECODER GROUP CY-6409/TPX-46(V)	EA	1
8	6	PDODD	589500-167-7939	SME586905	80249	SWITCHING UNIT, COMPUTER CIRCUITS SA-1836/TPX-46(v)	EA	1
8	7	PDODD	5895-00-141-3606	C8738TPX46V	80058	SIGNAL PROCESSOR CP-925/TPX-46(V)	EA	1
8	8	PDODD	5895-00-350-5346	SME586904	80249	ANTENNA CONTROL C-8738/TPX-46(V) ASJ, CLD, CLG, CLF SYNCHRONIZER, ELECTRICAL SN-420/TPX-46(V)	EA	1
						OR		
9	1	PDOHD	5895-00-011-3634	SMD587118	80249	CODER-DECODER GROUP OX-7(V)2/TPX-46(V)-1		
9	2	PAOZZ	6210-00-464-0447	LC37CD2	81349	CODER-DECODER GROUP OX-7(V)2/TPX-46(V)CLE	EA	1
9	3	PAOZZ	6240-00-965-1381	382	08806	LENS, INDICATOR LIGHT	EA	1
9	4	PDOHND	5895-00-011-3632	SME586902	80249	LAMP, INCANDESCENT	EA	1
9	5	PDOHD	5895-00-350-5343	SA1836TPX46V	80058	CASE, CODER-DECODER GROUP CY-6409/TPX-46(V)	EA	1
9	6	PDODD	589500-167-7939	SME586905	80249	SWITCHING UNIT, COMPUTER CIRCUITS SA-1836/TPX-46(V)	EA	1
						SIGNAL PROCESSOR CP-925/TPX-46(V)	EA	1

SECTION II. REPAIR PARTS LIST

TM 11-5895-532-20P

(1) ILLUSTRATION		(2)	(3)	(4)	(5)	(6) DESCRIPTION	(7)	(8)	
(a) FIG NO.	(b) ITEM NO.	SMR CODE	NATIONAL STOCK NUMBER	PART NUMBER	FSCM	USABLE ON CODE	U/M	QTY INC IN UNIT	
9	7	PDOHD	5895-00-350-5346	SMD587099	80249	PANEL ASSEMBLY SYNCHRONIZER, ELECTRICAL SN-420/TPx-46(V)	CLE	EA	1
9	8	PDODD		SME586904	80249		GROUP: 0101 SYNCHRONIZER., ELECTRICAL SN-420/TPX-46(V)-1A1		EA
10	1	PAODL	5895-00-199-9685	SMD586746	80249	CIRCUIT CARD ASSEMBLY		EA	1
10	2	PAOHD	5895-00-199-9861	SMD585761	80249	CIRCUIT CARD ASSEMBLY		EA	1
10	3	PAODL	5895-00-199-9860	SMD586760	80249	CIRCUIT CARD ASSEMBLY		EA	1
10	4	PAODL	5895-00-199-9859	SMD586759	80249	CIRCUIT CARD ASSEMBLY		EA	1
10	5	PAODL	5895-00-199-9858	SMD586758	80249	CIRCUIT CARD ASSEMBLY		EA	1
10	6	PAODL	5895-00-199-9856	SMD586757	80249	CIRCUIT CARD ASSEMBLY		EA	1
10	7	PAODL	5895-00-199-9757	SMD586756	80249	CIRCUIT CARD ASSEMBLY		EA	1
10	8	PAOHD	5895-00-199-7336	SMD586753	80249	CIRCUIT CARD ASSEMBLY		EA	2
10	9	PAODL	5895-00-199-9738	SMD586755	80249	CIRCUIT CARD ASSEMBLY		EA	1
10	10	PAODL	5895-00-199-7337	SMD586754	80249	CIRCUIT CARD ASSEMBLY		EA	1
10	11	PAODL	5895-00-199-7705	SMD586752	80249	CIRCUIT CARD ASSEMBLY		EA	1
10	12	PAODL	5895-00-199-7742	SMD586751	80249	CIRCUIT CARD ASSEMBLY		EA	1
10	13	PAODL	5895-00-199-7338	SMD586750	80249	CIRCUIT CARD ASSEMBLY		EA	1
10	14	PAODL	5895-00-199-7752	SMD586749	80249	CIRCUIT CARD ASSEMBLY		EA	1
10	15	PAODL	5895-00-199-7060	SMD586748	80249	CIRCUIT CARD ASSEMBLY		EA	1
10	16	PAODL	5895-00-199-9715	SMD586747	80249	CIRCUIT CARD ASSEMBLY		EA	1
10	17	PAODL	5895-00-199-9678	SMD586745	80249	CIRCUIT CARD ASSEMBLY		EA	1
10	18	PAODL	5895-00-199-9675	SMD586744	80249	CIRCUIT CARD ASSEMBLY		EA	1
10	19	PAOZZ	5355-00-172-2402	539-125-22	15084	KNOB		EA	3
10	20	PAODL	5895-00-199-8143	SMD586743	80249	CIRCUIT CARD ASSEMBLY		EA	1
10	21	PAOZZ	6240-00-965-1381	382	08806	LAMP, INCANDESCENT		EA	5
10	22	PAODL	5895-00-199-8072	SMD586742	80249	CIRCUIT CARD ASSEMBLY		EA	1
10	23	PAOZZ	6210-00-464-0447	LC37CD2	81349	LENS, INDICATOR LIGHT		EA	1
10	24	PAOHD	5895-00-238-4657	SMC586937	80249	DELAY LINE ASSEMBLY		EA	1
10	25	PAOHD	5895-00-238-4658	SMD586936	80249	POWER SUPPLY		EA	1
10	26	PAOZZ		SMA586574-31	80249	SCREW, EXTERNALLY RELIEVED BODY		EA	4
10	27	PAOHD	5950-00-234-6789	SMD586954	80249	TRANSFORMER-INDUCTOR ASSEMBLY		EA	1
10	28	PAOZZ	5305-00-054-6669	MS51957-44	96906	SCREW, MACHINE		EA	2
10	29	PAOZZ	530500-470-3254	MS51957-45B	96906	SCREW, MACHINE		EA	2
10	30	PAOZZ	5310-00-457-1488	AN960XC8	88044	WASHER, FLAT		EA	2
10	31	PAOZZ	5310-00-224-0748	MS35338-137B	96906	WASHER, LOCK		EA	2
10	32	PAOZZ	5305-00-931-5340	SMA586574-7	80249	SCREW, EXTERNALLY RELIEVED BODY		EA	3
						GROUP: 0102 CONTROL, ANTENNA C-8738/TPX-46(V)-1A2			
11	1	PAODD	5895-00-238-4660	27000	12745	AMPLIFIER, ELECTRONIC CONTROL	ASJ, CLD, CLG, CLF	EA	1
11	2	PAOZZ	5305-00-059-3662	MS51958-66	96906	SCREW, MACHINE	ASJ, CLD, CLG, CLF	EA	4
11	3	PAOHD	5895-00-238-4594	SMD586298	80249	POWER SUPPLY	ASJ, CLD, CLG, CLF	EA	1
11	4	PAOHD	589500-199-7333	SMD586768	80249	CIRCUIT CARD ASSEMBLY	ASJ, CLD, CLG, CLF	EA	1
11	5	PAOHD	589500-199-7334	SMD586767	80249	CIRCUIT CARD ASSEMBLY	ASJ, CLD, CLG, CLF	EA	1

SECTION II. REPAIR PARTS LIST

TM 11-5895-532-20P

(1) ILLUSTRATION		(2)	(3)	(4)	(5)	(6) DESCRIPTION		(7)	(8)
(a) FIG NO.	(b) ITEM NO.	SMR CODE	NATIONAL STOCK NUMBER	PART NUMBER	FSCM	USABLE ON CODE		U/M	QTY INC IN UNIT
11	6	PAOHD	5895-00-199-7332	SMD586769	80249	CIRCUIT CARD ASSEMBLY	ASJ, CLD, CLG, CLF	EA	1
11	7	PAOZZ	5355-00-172-2402	539-125-22	15084	KNOB	ASJ, CLD, CLG, CLF	EA	3
11	8	PAOZZ	5305-00-253-4877	MS51017-10	96906	SETSCREW	ASJ, CLD, CLG, CLF	EA	1
11	9	PAOZZ	5355-00-004-8771	SMB587028	80249	KNOB ASSEMBLY, BACK-LIGHTED	ASJ, CLD, CLG, CLF	EA	1
11	10	PAOZZ	624D-00-965-1381	382	08806	LAMP, INCANDESCENT	ASJ, CLD, CLG, CLF	EA	3
11	11	PAOZZ	6210-00-464-0447	LC37CD2	81349	LENS, INDICATOR LIGHT	ASJ, CLD, CLG, CLF	EA	2
11	12	PAOZZ	5305-00-182-9265	MS51957-43B	96906	SCREW, MACHINE	ASJ, CLD, CLG, CLF	EA	4
11	13	PAOZZ	5310-00-457-1488	AN960XC8	88044	WASNER, FLAT	ASJ, CLD, CLG, CLF	EA	4
11	14	PAOHD	5990-00-937-5116	SMD586944	80249	SYNCHRO ASSEMBLY	ASJ, CLD, CLG, CLF	EA	1
11	15	PAOHD	5915-00-922-0713	SMD587108	80249	FILTER ASSEMBLY, ELECTRICAL	ASJ, CLD, CLG, CLF	EA	1
11	16	PAOZZ	5895-00-008-5003	S51D587319	80249	EXTRACTOR, PRINTED WIRING BOARD	ASJ, CLD, CLG, CLF	EA	1
						GROUP: 0103 SIGNAL PROCESSOR CP-925/TPX-46(V)-1A3			
12	1	PAODL	5895-00-199-8053	SMD586724	80249	CIRCUIT CARD ASSEMBLY		EA	4
12	2	PAODL	5895-00-199-9160	SMD586723	80249	CIRCUIT CARD ASSEMBLY		EA	1
12	3	PAODL	5895-00-199-8464	SMD586722	80249	CIRCUIT CARD ASSEMBLY		EA	1
12	4	PAOHD	5895-00-199-9302	SMD586721	80249	CIRCUIT CARD ASSEMBLY		EA	6
12	5	PAOHD	5895-00-199-8069	S5MD586726	80249	CIRCUIT CARD ASSEMBLY		EA	1
12	6	PAOZZ	6240-00-965-1381	382	08806	LAMP, INCANDESCENT		EA	6
12	7	PAOZZ	5355-00-172-2402	539-125-22	15084	KNOB		EA	1
12	8	PAOZZ	6210-00-464-0447	LC37CD2	81349	LENS, INDICATOR LIGHT		EA	1
12	9	PAODL	5895-00-238-4617	922336	16224	CORE MEMORY		EA	1
12	10	PAODL	5895-00-199-8463	SMD586700	80249	CIRCUIT CARD ASSEMBLY		EA	1
12	11	PAODL	5895-00-199-7054	SMD586701	80249	CIRCUIT CARD ASSEMBLY		EA	1
12	12	PAODL	5895-00-199-7269	SMD586702	80249	CIRCUIT CARD ASSEMBLY		EA	1
12	13	PAODL	589500-199-7268	SMD586703	80249	CIRCUIT CARD ASSEMBLY		EA	1
12	14	PAODL	5895-03-199-7072	SMD586704	80249	CIRCUIT CARD ASSEMBLY		EA	1
12	15	PAODL	5895-00-199-7754	SMD586705	80249	CIRCUIT CARD ASSEMBLY		EA	1
12	16	PAODL	5895-00-199-7755	SMD586706	80249	CIRCUIT CARD ASSEMBLY		EA	1
12	17	PAODL	5895-03-199-7756	SID586707	80249	CIRCUIT CARD ASSEMBLY		EA	1
12	18	PAODL	5895-00-199-7766	SMD586708	80249	CIRCUIT CARD ASSEMBLY		EA	1
12	19	PAODL	5395-00-199-7751	SMD586709	80249	CIRCUIT CARD ASSEMBLY		EA	1
12	20	PAODL	5895-00-199-9677	SID586710	80249	CIRCUIT CARD ASSEMBLY		EA	2
12	21	PAODL	5895-00-199-8678	SMD586711	80249	CIRCUIT CARD ASSEMBLY		EA	1
12	22	PAODL	5895-00-199-8679	SYMD586712	80249	CIRCUIT CARD ASSEMBLY		EA	1
12	23	PAODL	5895-00-199-9660	sMD586713	80249	CIRCUIT CARD ASSEMBLY		EA	1
12	24	PAODL	5895-00-199-9562	s5D586714	80249	CIRCUIT CARD ASSEMBLY		EA	1
12	25	PAODL	5895-00-199-9557	ES, D586715	80249	CIRCUIT CARD ASSEMBLY		EA	1
12	26	PAOHD	5895-00-238-4551	SMID586956	80249	POWER SUPPLY		EA	1
12	27	PAOHD	5895-00-199-8514	SMD586720	80249	CIRCUIT CARD ASSEMBLY		EA	1
12	28	PAOHD	5895-00-199-7851	SMD586719	80249	CIRCUIT CARD ASSEMBLY		EA	1
12	29	PAODL	5895-00-199-9399	SMD586718	80249	CIRCUIT CARD ASSEMBLY		EA	1

SECTION II. REPAIR PARTS LIST

TM 11-5895-532-20P

(1) ILLUSTRATION		(2)	(3)	(4)	(5)	(6) DESCRIPTION	(7)	(8)
(a) FIG NO.	(b) ITEM NO.	SMR CODE	NATIONAL STOCK NUMBER	PART NUMBER	FSCM	USABLE ON CODE	U/M	QTY INC IN UNIT
12	30	PAODL	589500-199-9546	SMD586717	80249	CIRCUIT CARD ASSEMBLY	EA	1
12	31	PAOHD	5895-00-199-8698	SMD586716	80249	CIRCUIT CARD ASSEMBLY	EA	1
13	1	PAOZZ		SMA586574-16	80249	GROUP: 0105 CASE, CODER-DECODER GROUP CY-6409/TPX-46(V)-1A5	EA	2
13	2	PAOZZ	5310-00-933-8119	MS35338-137	96906	SCREW, EXTERNALLY RELIEVED BODY	EA	2
13	3	PAOZZ	4130-00-008-1878	R82ARF124772-053	00736	WASHER, LOCK FILTER ELET, AIR CONDITIONING	EA	1
14	1	PAOZZ	5305-00-938-2019	SMA586574-6	80249	GROUP: 0106 SWITCHING UNIT, COMPUTER CIRCUITS SA-1836/TPX-46(V)-IA6	EA	2
14	2	PAOZZ	5355-00-616-9604	MS91528-1P2B	96906	SCREW, EXTERNALLY RELIEVED BODY	EA	1
14	3	PAOZZ	5305-00-172-2416	SMA586574-48	80249	SCREW, EXTERNALLY BELIEVED BODY	EA	2
15	1	PAOZZ	5895-00-008-5003	SMD587319	80249	GROUP: 0107 PANEL ASSEMBLY (BLANK)-IA7 EXTRACTOR, PRINTED WIRING BOARD	CLE EA	1
16	1	PDODD	5895-00-165-1184	SMD586908	80249	GROUP: 02 RECEIVER-TRANSMITTER GROUP OR-85/TPX-46(V)-2	EA	1
16	2	PDODD	5895-00-165-1185	SME586909	80249	RECEIVER-TRANSMITTER GROUP OR-85/TPX-46(V)	EA	1
16	3	PDOHH	5895-00-165-1183	SMD586910	80249	RECEIVER-TRANSMITTER, RADIO RT-1026/TPX-46(V) CASE, RECEIVER-TRANSMITTER GROUP CY-7050/TPX-46(V)	EA	1
17	1	PAODD	5820-00-252-1950	SMD587035	80249	GROUP: 0201 RECEIVER-TRANSMITTER, RADIO RT-1026/TPX-46(V)-2A11	EA	1
17	2	PAOZZ	5305-00-171-2587	SMB587487	80249	TRANSMITTER MODULE ASSEMBLY	EA	4
17	3	PAODD	5895-00-451-5853	SMD587000o1	80249	SCREW, EXTERNALLY RELIEVED BODY	EA	1
17	4	PAOZZ	5305-00-172-2429	SMA587441-5	80249	SWITCH ASSEMBLY, RADIO FREQUENCY	EA	7
17	5	PAODD	589500-238-4656	SMD587037	80249	SCREW, EXTERNAILY RELIEVED BODY	EA	1
17	6	PAOZZ	5305-00-059-3655	MS51958-59	96906	LOW VOLTAGE POWER SUPPLY ASSEMBLY	EA	4
17	7	PAOZZ	5305-00-172-2428	SMA587441-14	80249	SCREW, MACHINE	EA	2
17	7A	PAODL		SMD759478	80249	SCREW, EXTERNALLY RELIEVED BODY	EA	1
17	8	PAODL	5895-00-199-7753	SMD586777	80249	CIRCUIT CARD ASSEMBLYCLD	EA	1
17	9	PAODL	5895-00-238-4548	SMD586776	80249	CIRCUIT CARD ASSEMBLY	EA	1
17	10	PAODL	5895-00-199-7682	SMD586771	80249	CIRCUIT CARD ASSEMBLY	EA	1
17	11	PAODL	5895-00-199-7349	SMD586774	80249	CIRCUIT CARD ASSEMBLY	EA	1
17	12	PAODL	5895-00-199-7488	SMD586773	80249	CIRCUIT CARD ASSEMBLY	EA	1
17	13	PAOHD	5895-00-199-7678	SMD586772	80249	CIRCUIT CARD ASSEMBLY	EA	1
17	14	PAODL	589500-199-7347	SMD586775	80249	CIRCUIT CARD ASSEMBLY	EA	1
17	15	PAODD	5820-00-25211951	SMD587036	80249	RECEIVER MODULE ASSEMBLY	EA	1
17	16	PAOZZ	5355-00-172-2402	539-12522	15084	KNOB	EA	1
17	17	PAOZZ	6240-0-851-4352	MS25237-330	96906	LAMP, INCANDESCENT	EA	6
17	18	PAOZZ	4130-00-007-5303	125916-001	00736	FILTER, AIR CONDITIONING	EA	1
17	19	PAOZZ	5305-00-357-0620	SMA587441-18	80249	SCREW, EXTERNALLY RELIEVED BODY	EA	6
17	20	PAOZZ	5310-00-409-1763	WS15795-805B	96906	WASHER, FLAT	EA	6
17	21	PAOZZ	5330-00-001-9741	020760	02697	WASHER-SEALING	EA	6

SECTION II. REPAIR PARTS LIST

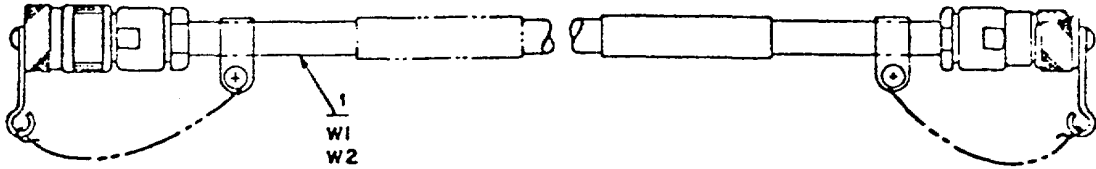
TM 11-5895-532-20P

(1) ILLUSTRATION		(2)	(3)	(4)	(5)	(6) DESCRIPTION	(7)	(8)
(a) FIG NO.	(b) ITEM NO.	SMR CODE	NATIONAL STOCK NUMBER	PART NUMBER	FSCM	USABLE ON CODE	U/M	QTY INC IN UNIT
						GROUP: 03 ANTENNA GROUP -3		
18	1	PDOHD	5985-00-166-0223	SMD586913	80249	ANTENNA-RADOME AS-2167/TPX-46(V) CLD, CLO, CLF	EA	1
18	1	PDOHD	5985-00-106-2677	AS2167ATPX46V	80058	ANTENNA-RADOME AS-2167A/TPX-46(V) ASJ	EA	1
18	2	PAOZZ		MS1699580B	96906	SCREW, CAP, SOCKET HEAD ASJ, CLD, CLG, CLF	EA	6
18	3	PAOZZ	5310-00-806-0752	AN960X616	88044	WASHER, FLAT ASJ, CLD, CLG, CLF	EA	6
18	4	PDODD	5985-00-166-0222	SME586919	80249	PEDESTAL, ANTENNA AB-1076/TPX-46(V)ASJ, CLD, CLO, CLF	EA	1
18	5	PAOZZ	5305-00-485-5350	SMA588186-342	80249	SCREW, CAP, HEXAGON-HEAD CLD, CLG, CLF	EA	4
18	6	PAOZZ	5310-00-146-7074	AN960XC516	88044	WASHER, FLAT CLD, CLG, CLF	EA	8
18	7	PBODD	5985-00-155-4205	SMD587009	80249	ADAPTER, PEDESTAL MX-9157/TPX-46(v) CLD, CLG, CLF	EA	1
18	8	PAOZZ	5310-00-415-2115	MS35338-140B	96906	WASHER, LOCK CLD, CLG, CLF	EA	4
18	9	PAOZZ	5310-00-108-9736	MS35650-3314B	96906	NUT, PLAIN, HEXAGON CLD, CLG, CLF	EA	4
18	10	PAOZZ	4030-00-185-0482	AN116-6	88044	SHACKLE CLD, CLG, CLF	EA	4
18	11	PAOZZ	5310-00-143-6102	MS51922-6	96906	NUT, SELF-LOCKING, HEXAGON ASJ, CLD, CLG, CLF	EA	8
18	12	PAOZZ	5310-00-531-9515	AN960C416	88044	WASHER, FLAT ASJ, CLD, CLG, CLF	EA	16
18	13	PAOZZ	5305-00-456-2430	MS35308-310	96906	SCREW, CAP, HEXAGON-HEAD ASJ, CLD, CLG, CLF	EA	8
						GROUP: 04 ANTENNA-RADOME AS-2740/TPX-46(v) (14 FT)-4		
19	1	PDOHD	5985-00-166-0221	SME586924	80249	ANTENNA-RADOME AS-2740/TPX-46(V) CLE	EA	1
						GROUP: 05 CONTROL, INTERROGATOR SET C-7570/TPX-46(V)-5		
20	1	PAOZZ	6240-00-764-8237	MS24515-718	96906	LAMP, INCANDESCENT ASJ, CLE, CLG, CLF	EA	10
20	2	PAOZZ	6240-00-763-7744	MS18209-387	96906	LAMP, INCANDESCENT ASJ, CLE, CILG, CLF	EA	7
20	3	PAOZZ	6210-00-022-7981	LC37RD2	81349	LENS, INDICATOR LIGHT ASJ, CLE, CLG, CLF	EA	5
20	4	PAOZZ	5305-00-931-5340	SMA586574-7	80249	SCREW, EXTERNALLY RELIEVED BODY ASJ, CLE, CLG, CLF	EA	10
20	5	PAOZZ	5355-00-004-8771	SMB587028	80249	KNOB ASSEMBLY, BACK-LIGHTED ASJ, CLE, CLG, CLF	EA	2
20	6	PAOZZ	5930-00-977-6835	15PA90-40	91929	CAP, ELECTRICAL ASJ, CLE, CLG, CLF	EA	1
20	7	PAOZZ	6210-00-022-7980	LC37GD2	81349	LENS, INDICATOR LIGHT ASJ, CLE, CLG, CLF	EA	1
20	8	PAOZZ	5930-00-977-7052	15PA90-4R	91929	CAP, ELECTRICAL ASJ, CLE, CLG, CLF	EA	1
20	9	PAOZZ	5305-00-253-4877	MS51017-10	96906	SETSCREW ASJ, CLE, CLG, CLF	EA	1
20	10	PAOZZ	6210-00-464-0447	LC37CD2	81349	LENS, INDICATOR LIGHT ASJ, CLE, CLG, CLF	EA	1
20	11	PAOHD	5895-00-199-7700	SMD586770	410249	CIRCUIT CARD ASSEMBLY ASJ, CLE, CIG, CLF	EA	1
						GROUP: 06 CONTROL, INTERROGATOR SET C-7571/TPX-46(V)-6		
21	1	PAOZZ	5305-00-054-6652	MS51957-28	96906	SCREW, MACHINE CLD	EA	13
21	2	PAOHD	5895-00-199-7700	SMD586770	80249	CIRCUIT CARD ASSEMBLY CLD	EA	1
21	3	PAOZZ	6240-00-764-8237	MS24515-718	96906	LAMP, INCANDESCENT CLD	EA	10
21	4	PAOZZ	5305-00-253-4877	MS51017-10	96906	SETSCREW CLD	EA	1
21	5	PAOZZ	5305-00-054-6671	MS51957-46	96906	SCREW, MACHINE CLD	EA	10
21	6	PAOZZ	5310-00-685-3744	AN960C8	88044	WASHER, FLAT CLD	EA	10
21	7	PAOZZ	6210-00-464-044	LC37CD2	81349	LENS, INDICATOR LIGHT CLD	EA	1
21	8	PAOZZ	6240-00-763-7744	MS18209-387	96906	LAMP, INCANDESCENT CLD	EA	6
21	9	PAOZZ	5355-00-004-8771	SMB587028	80249	KNOB ASSEMBLY, BACK-LIGHTED CLD	EA	1
21	10	PAOZZ	6210-00-022-7981	LC37RD2	81349	LENS, INDICATOR LIGHT CLD	EA	5

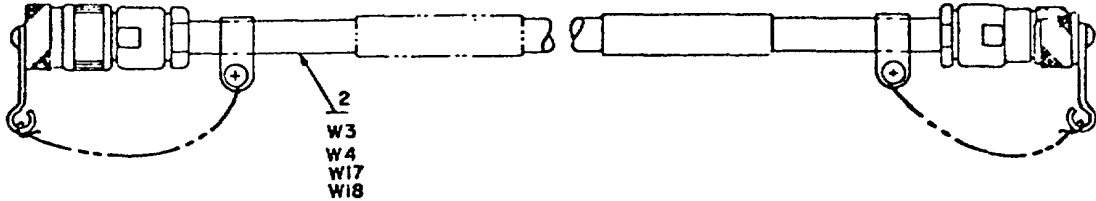
SECTION II. REPAIR PARTS LIST

TM 11-5895-532-20P

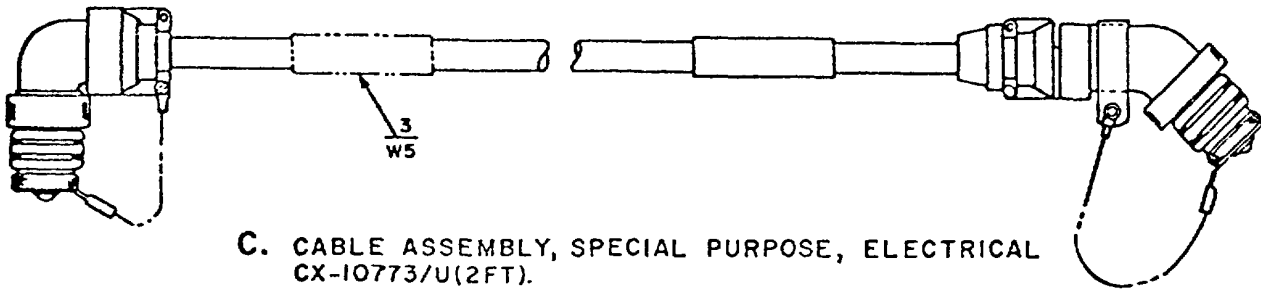
(1) ILLUSTRATION		(2)	(3)	(4)	(5)	(6) DESCRIPTION	(7)	(8)
(a) FIG NO.	(b) ITEM NO.	SMR CODE	NATIONAL STOCK NUMBER	PART NUMBER	FSCM	USABLE ON CODE	U/M	QTY INC IN UNIT
						GROUP: 07 CONTIROL, INTERROGATOR SET C-7572/TPx-46(V)-7		
22	1	PAOZZ	6240-00-764-8237	MB24515-718	96906	LAP, ICA SCET	CLG	EA 10
22	2	PAOZZ	5355-00-172-2402	539-125-22	15084	KNOB	CLG	EA 1
22	3	PAOZZ	6224-00-763-7744	M18209-387	96906	LAMP, INCANDESCENT	CLG	EA 1
22	4	PAZZ	6210-00-464-0447	LC37CD2	81349	LAMP, INDICATOR LIGHT	CLG	EA 1
						GROUP: 08 ALARM MONITOR BZ-162/TPX-46(V)-8		
23	1	PAOZZ	6240-00-965-1381	382	08806	LAMP, INCANDESCENT	CLE, CLG, CLF	EA 2
23	2	PAOZZ	6210-00-464-0447	LC37CD2	81349	LENS, IDICATOR LIGHT	CLE, CLG, CLP	EA 1
						GROUP: 09 TRANSFORMER, POWER, ISOLATION TF-578/TPX-46(V)		
N	24	1	PAOHD	5950-00-617-7703	SME759473	TRANSFORMER, POWER, ISOLATION TF-578/TPX-46(v)	CLD	EA 1
N	24	2	PAOHD		SMD759269	ENCL0SURE, ELECTROMAGNETIC FIELD	CLD	EA 1



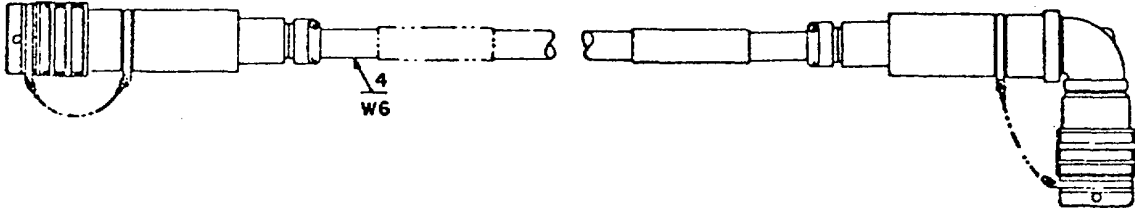
A. CABLE ASSEMBLY, RADIO FREQUENCY CG-3460/U (2FT).



B. CABLE ASSEMBLY, RADIO FREQUENCY CG-3460/U (13.5FT).



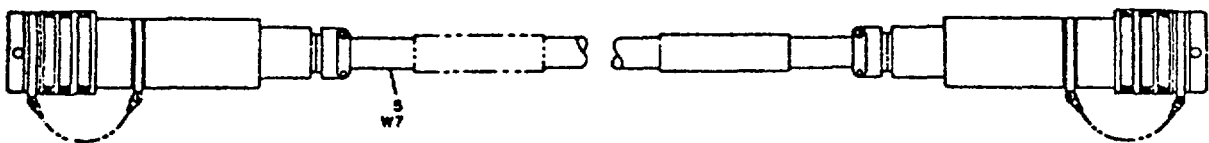
C. CABLE ASSEMBLY, SPECIAL PURPOSE, ELECTRICAL CX-10773/U (2FT).



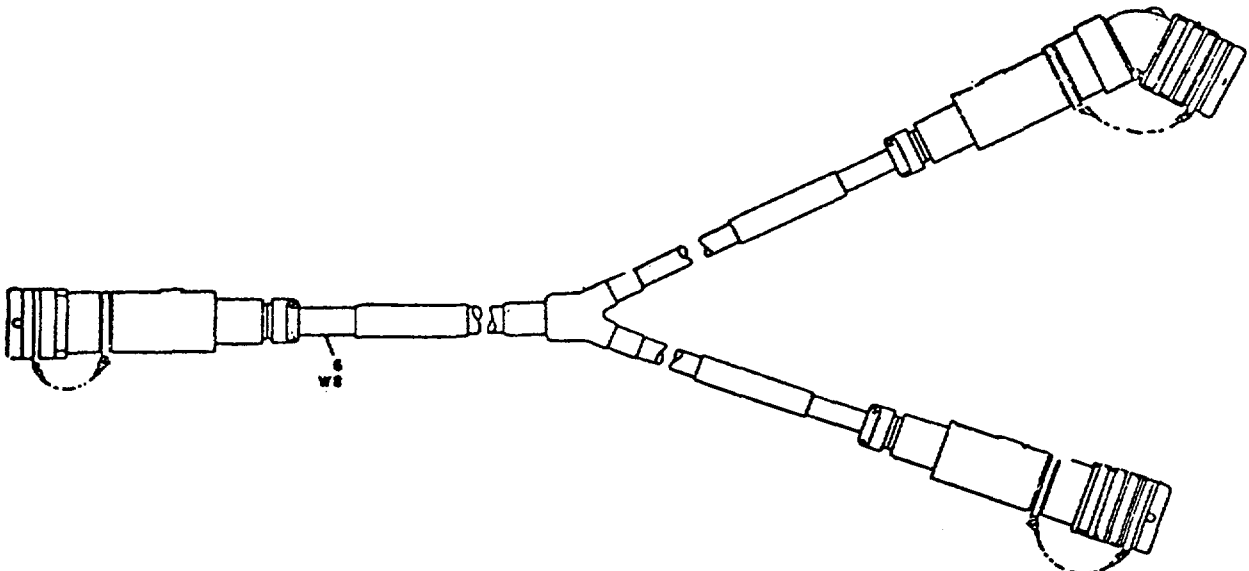
D. CABLE ASSEMBLY, SPECIAL PURPOSE, ELECTRICAL CX-10774/U (13.5FT).

EL5895-532-20P-1 (1)

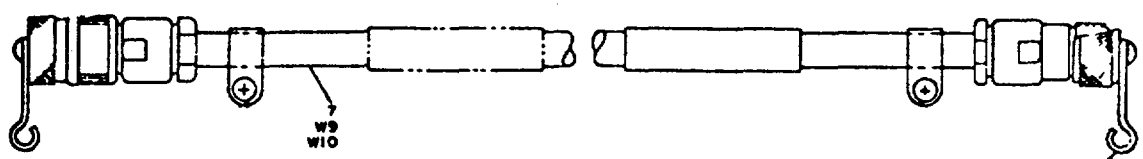
Figure 1. (1) Cable Assemblies (sheet 1 of 4)
Change 1 13



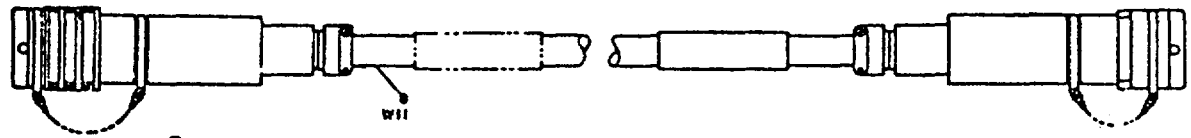
A. CABLE ASSEMBLY, SPECIAL PURPOSE, ELECTRICAL, CX-10775/U (375 FT.)



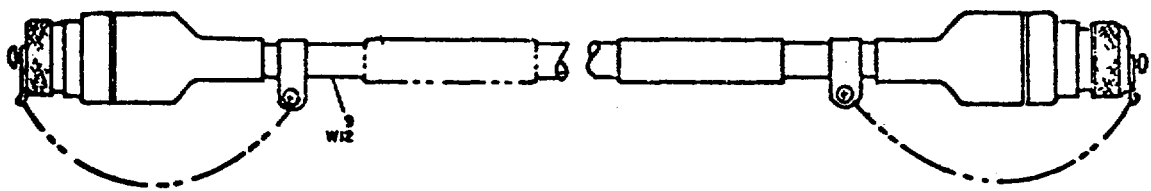
B. CABLE ASSEMBLY, SPECIAL PURPOSE, BRANCHED CX-12810/TPX-46(V).



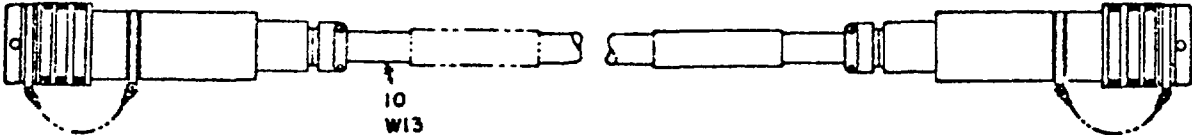
C. CABLE ASSEMBLY, RADIO FREQUENCY, CG-3460/U (135 FT., 2 FT., 35 FT., 100 FT.).



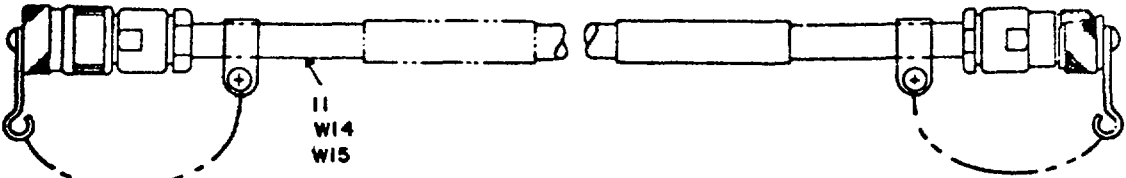
D. CABLE ASSEMBLY, SPECIAL PURPOSE, ELECTRICAL, CX-10779/U (50 FT.).



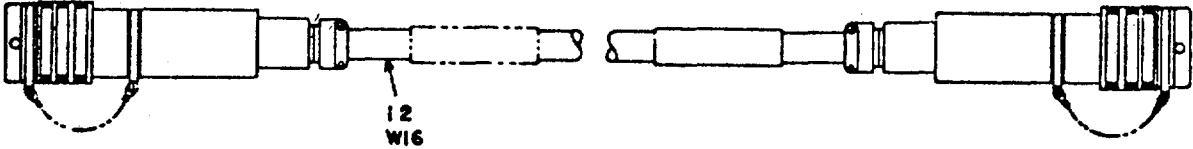
E. CABLE ASSEMBLY, RADIO FREQUENCY, CG-3461/U (375 FT.).



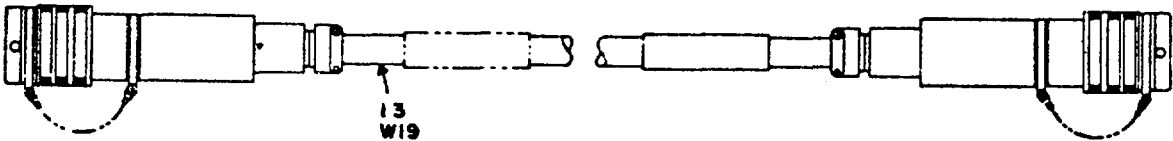
A. CABLE ASSEMBLY, SPECIAL PURPOSE, ELECTRICAL CX-10777/U (375 FT).



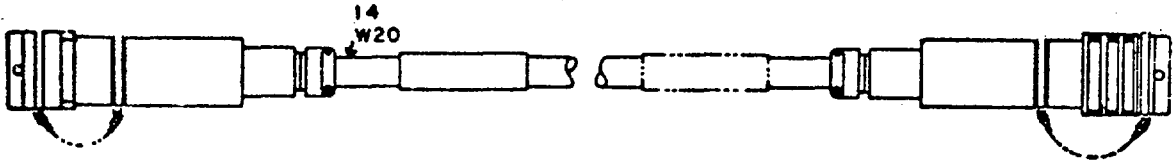
B. CABLE ASSEMBLY, RADIO FREQUENCY CG-3460/U (100 FT).



C. CABLE ASSEMBLY, SPECIAL PURPOSE, ELECTRICAL CX-10778/U (100 FT).

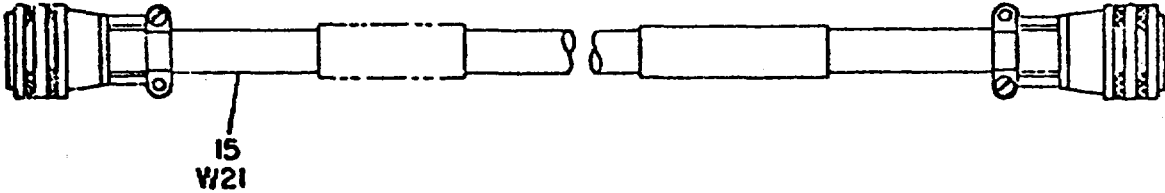


D. CABLE ASSEMBLY, SPECIAL PURPOSE, ELECTRICAL CX-10775/U (300 FT).



E. CABLE ASSEMBLY, SPECIAL PURPOSE, ELECTRICAL

Figure 1. (3) Cable Assemblies (sheet 3 of 4)

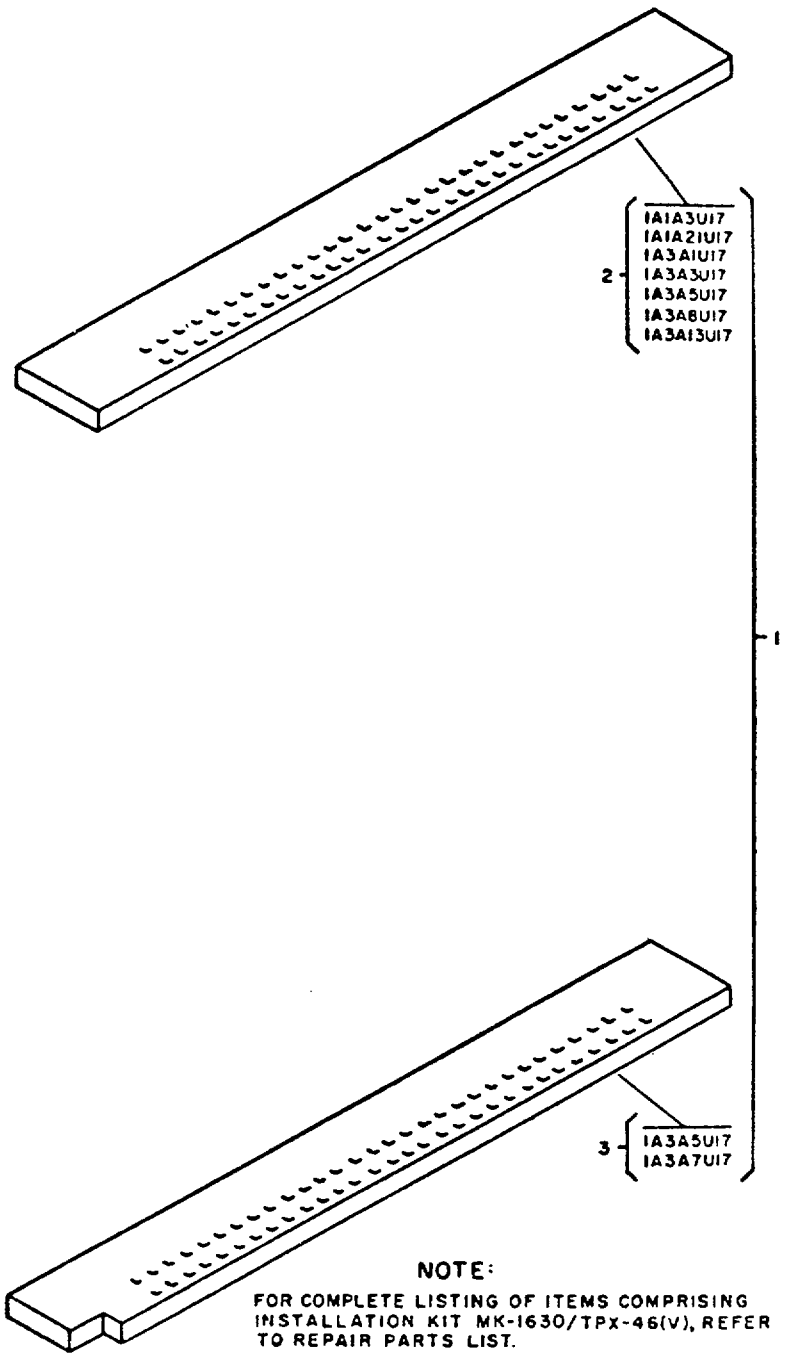


A. CABLE ASSEMBLY, POWER ELECTRICAL

EL5895-532-20P-1 (4)

Figure 1. (4) Cable Assemblies (sheet 4 of 4)

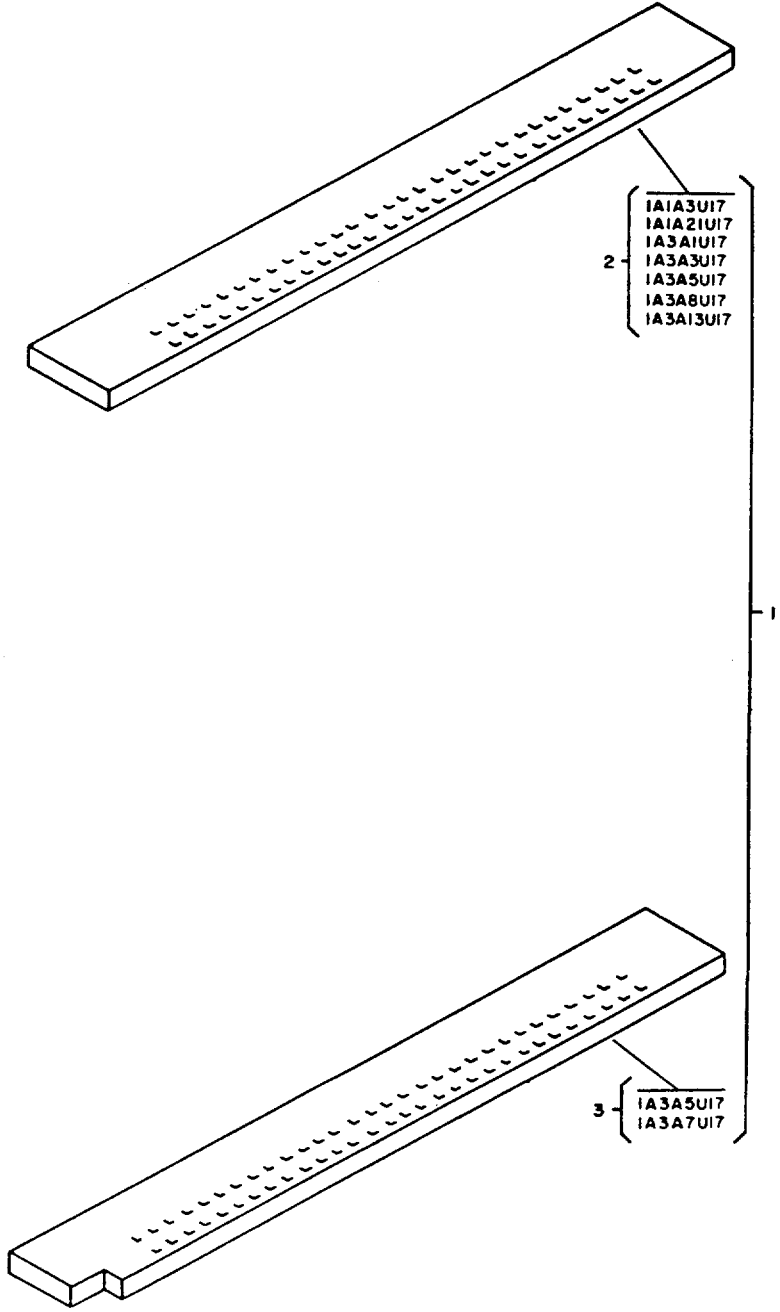
Change 1 16



NOTE:
FOR COMPLETE LISTING OF ITEMS COMPRISING
INSTALLATION KIT MK-1630/TPX-46(V), REFER
TO REPAIR PARTS LIST.

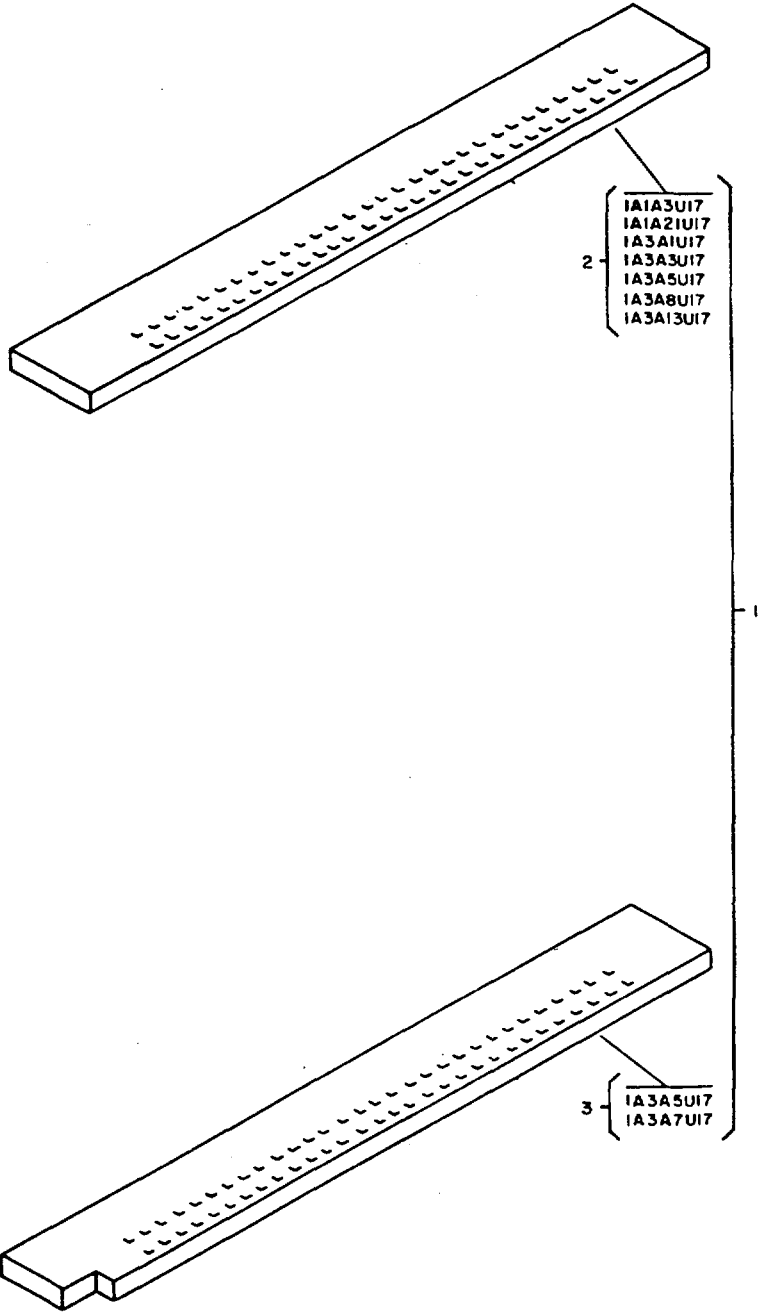
EL5895-532-20P-2

Figure 2. Installation Kit, Program Connectors MK-1573/TPX-46(V)
Change 1 16.1/16.2 (Blank)



NOTE:
FOR COMPLETE LISTING OF ITEMS COMPRISING
INSTALLATION KIT MK-1630/TPX-46(V), REFER TO
REPAIR PARTS LIST

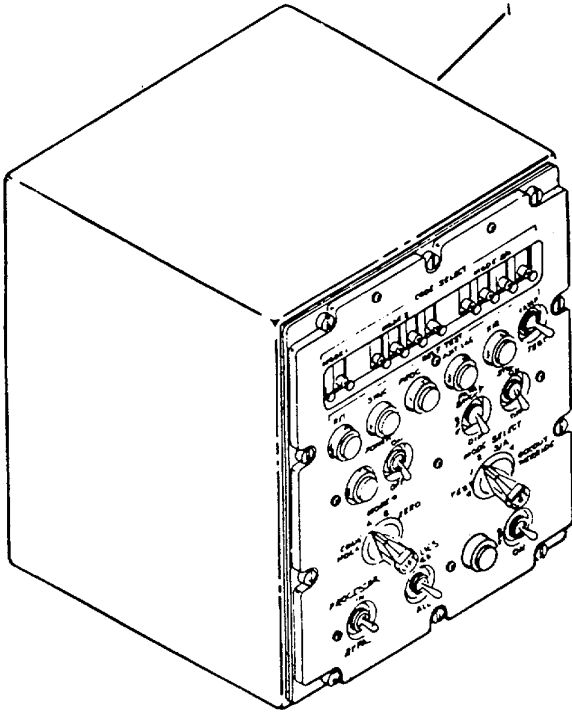
Figure 3. Installation Kit. Program Connectors MK-1574/TPX-46(V).



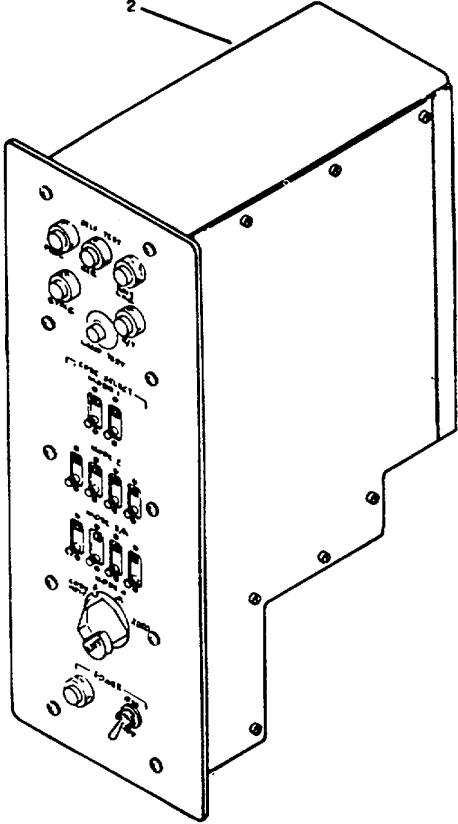
NOTE:
FOR COMPLETE LISTING OF ITEMS COMPRISING
INSTALLATION KIT MK-1630/TPX-46(V), REFER TO
REPAIR PARTS LIST

EL5895- 532-20P-4

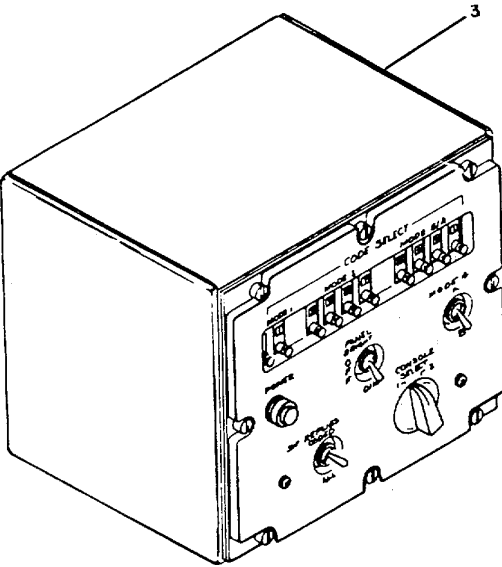
Figure 4. Installation Kit, Program Connectors MK-1630/TPX-46 (V).



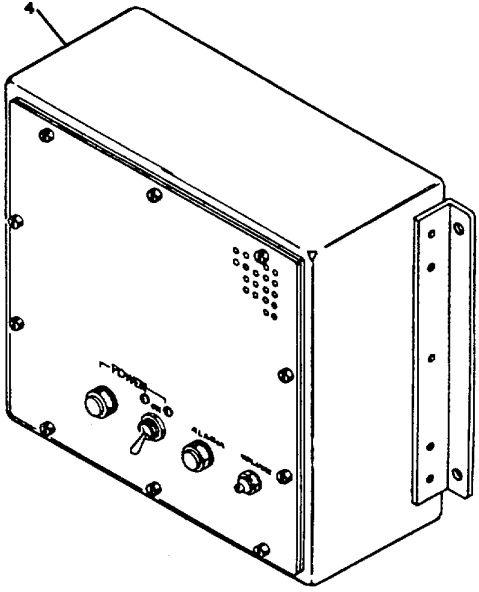
A. CONTROL INTERROGATOR SET C-7570/TPX-46(V) (UNIT 5)



B. CONTROL INTERROGATOR SET C-7571/TPX-46(V) (UNIT 6)



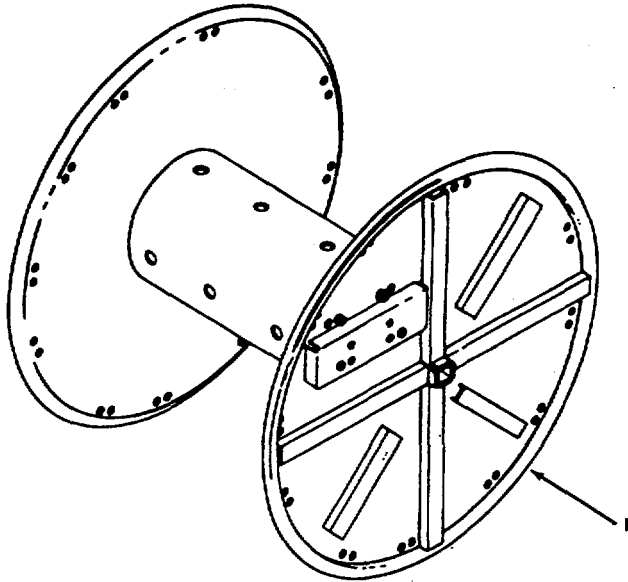
C. CONTROL INTERROGATOR SET C-7572/TPX-46(V) (UNIT 7)



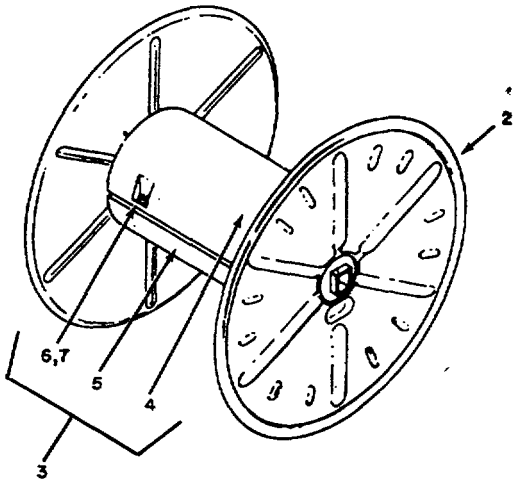
D. ALARM-MONITOR BZ-162/TPX-46(V) (UNIT 8)

EL5895-532-20P-5

Figure 5. Controls, Interrogator Set C-7570/TPX-46(V) (Unit 5); C-7571/TPX-46(V) (Unit 6); C-7572/TPX-46(V) (Unit 7); and Alarm-Monitor BZ-162/TPX-46(V) (Unit 8).



REEL, CABLE RC-473/G



REEL CABLE DR-7 AND ADAPTER, REEL MX-930Q/TPX-46(V)
EL 5895-532-20P-6

Figure 6. Reel, Cable RC-473/G; Reel Cable DR-7 and Adapter, Reel MX-9300/TPX46(V).

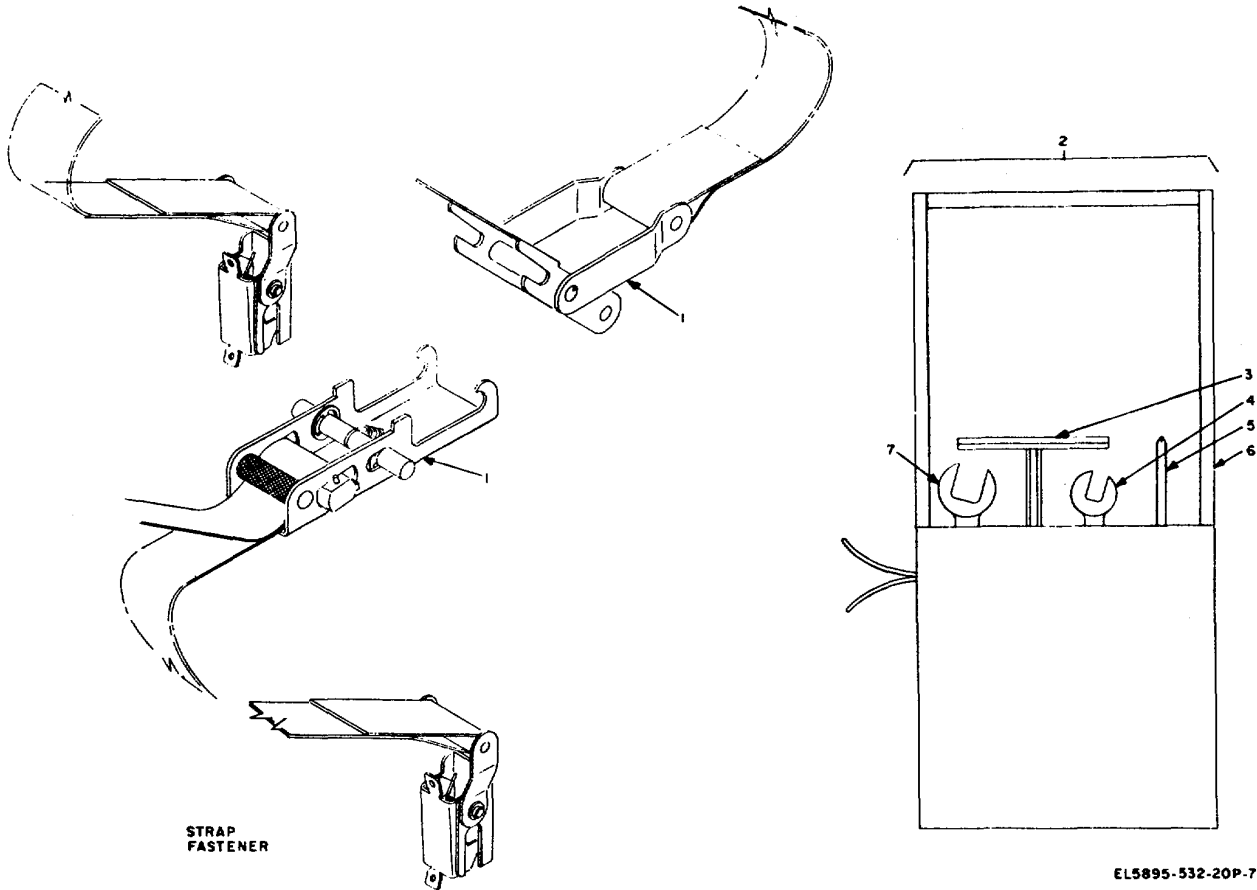


Figure 7. Strap fastener and tool kit, Interrogator Set TK-228/TPX-46(V).

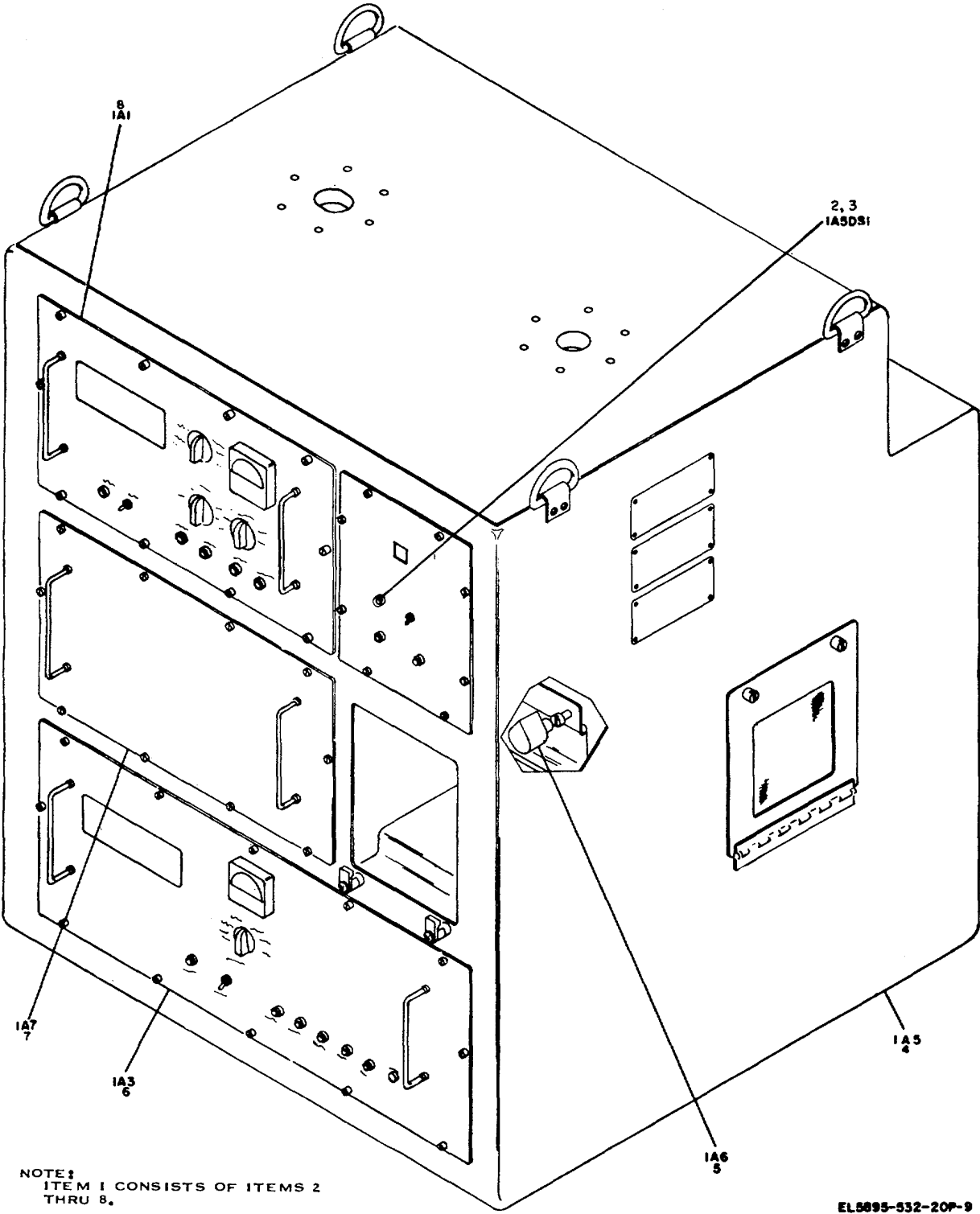


Figure 9. Coder-Decoder Group OX-71 V)2/TPX-46(V), -1.

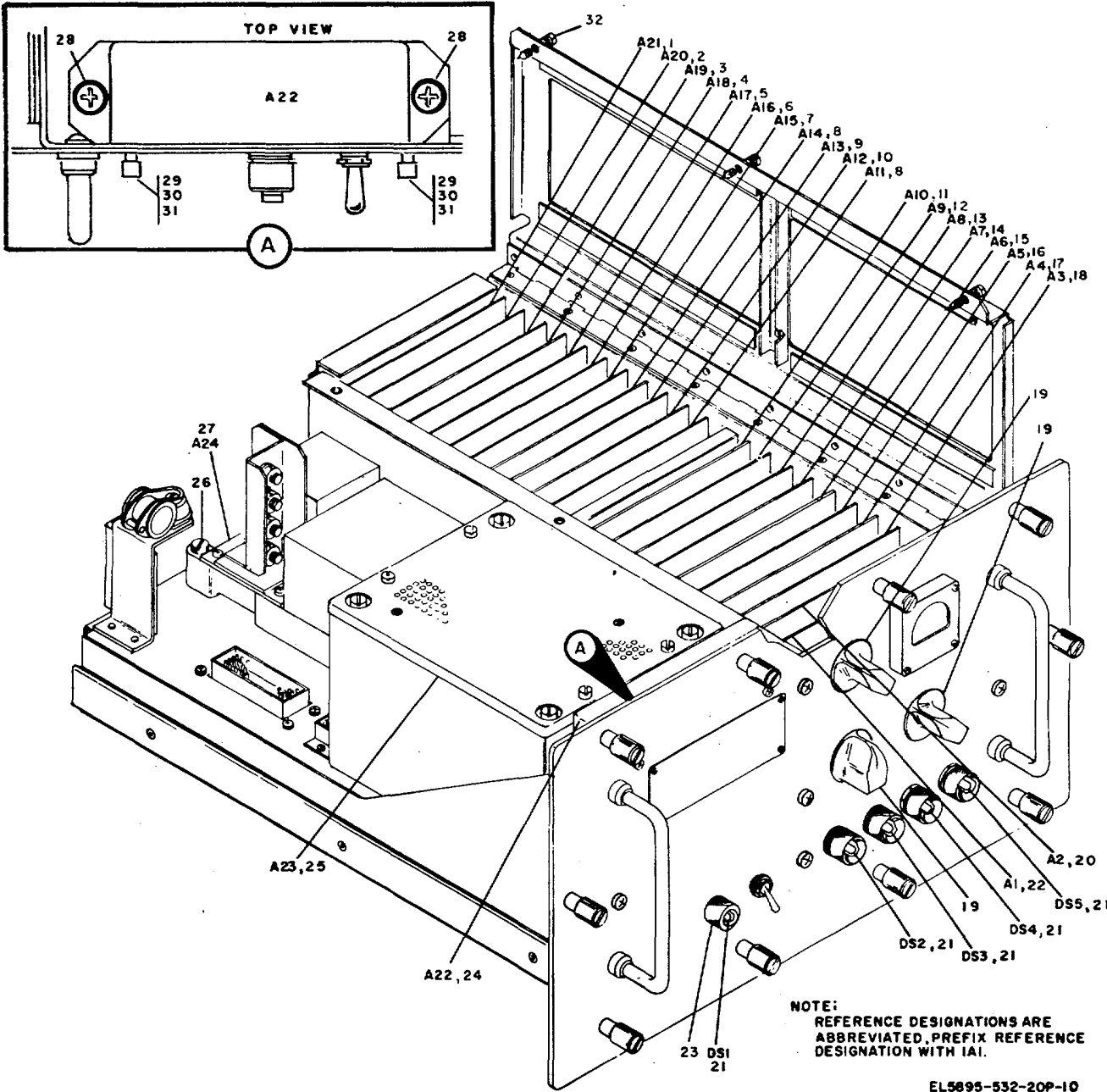


Figure 10. Synchronizer, Electrical SN-420/TPX-46(V)-1A1.

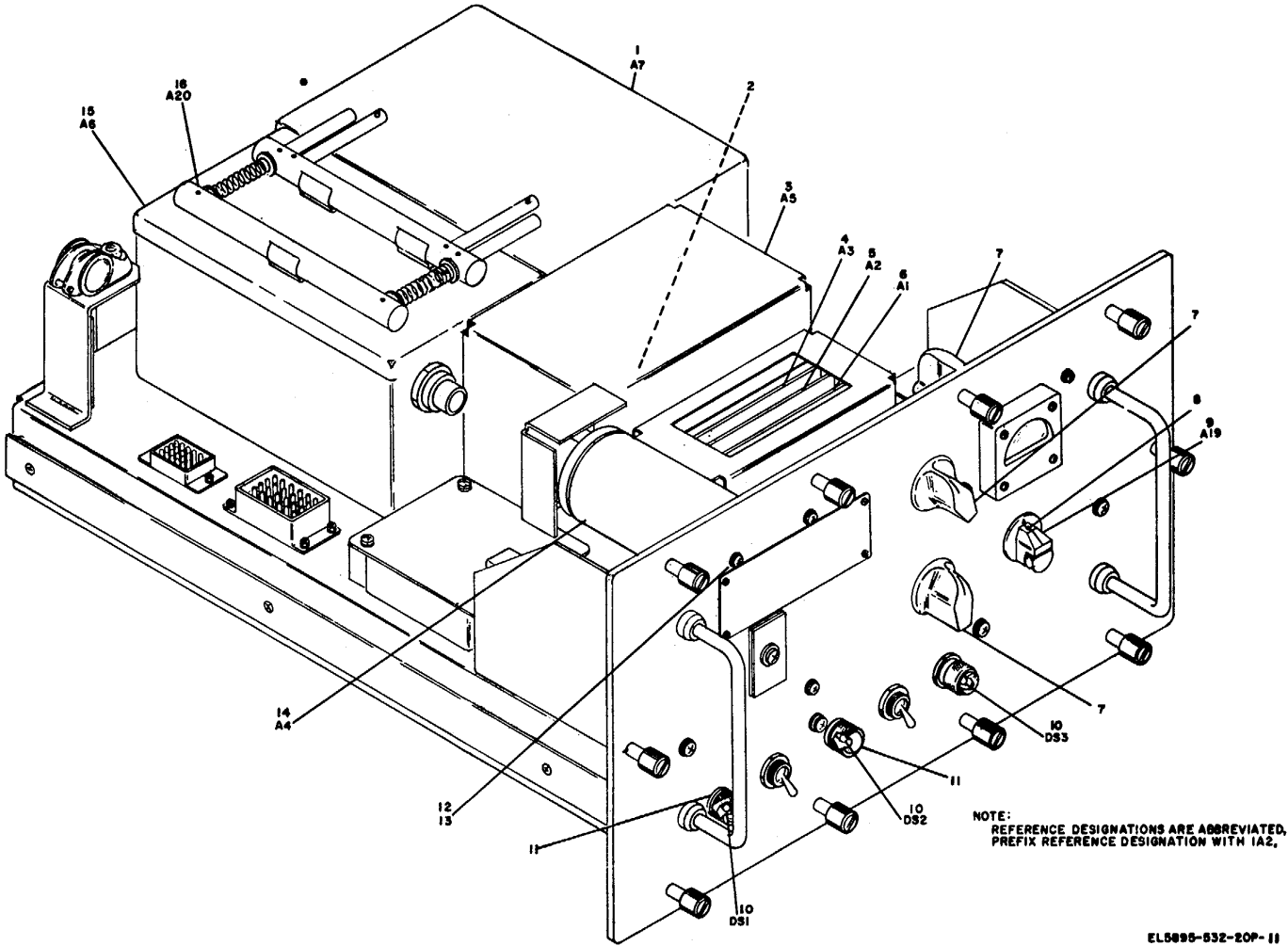


Figure 11. Control, Antenna C-8738/TPX-46(V)-1A2.

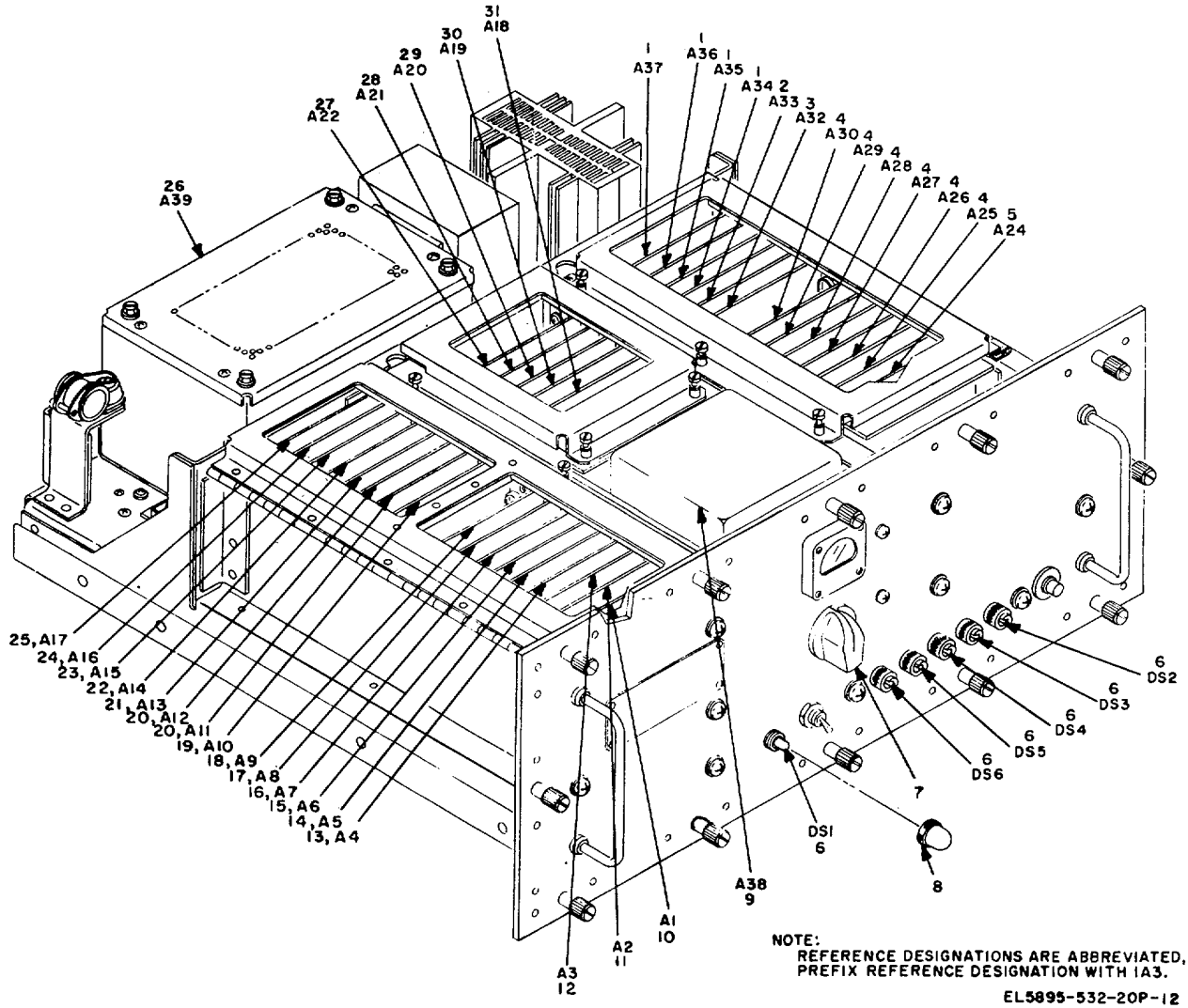
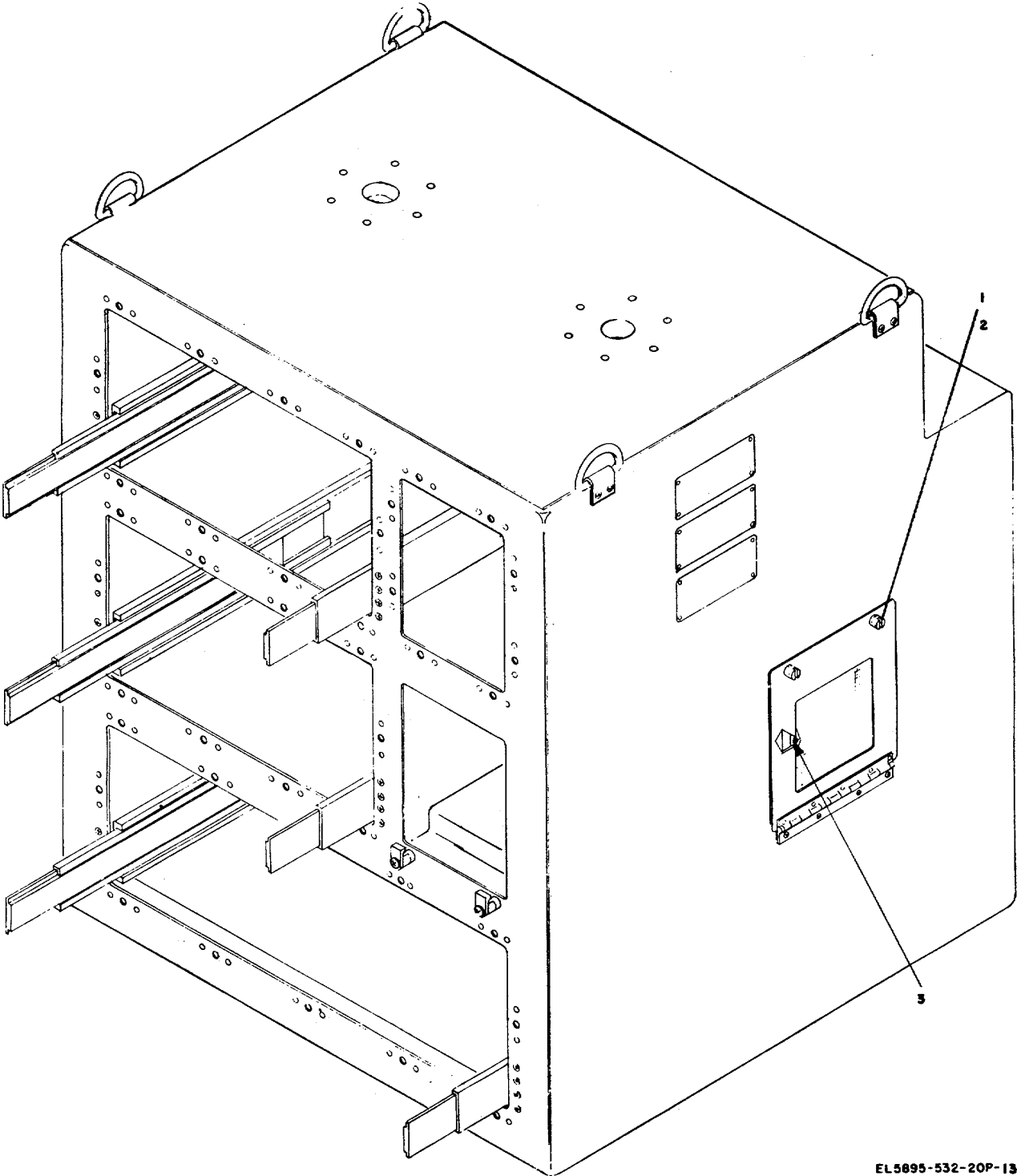


Figure 12. Signal Processor CP-925/TPX-464 V)-1A3.



EL5895-532-20P-13

Figure 13. Case, Coder-Decoder Group CY-6409/TPX-46 V)-1A5.

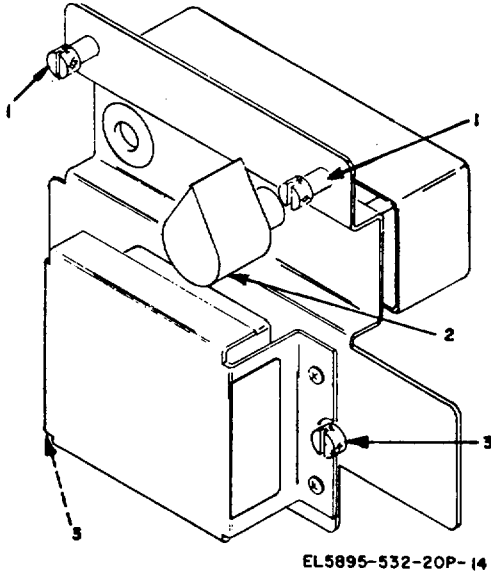


Figure 14. Switching Unit, Computer Circuits SA-1836/TPX-46(V)-1A6.

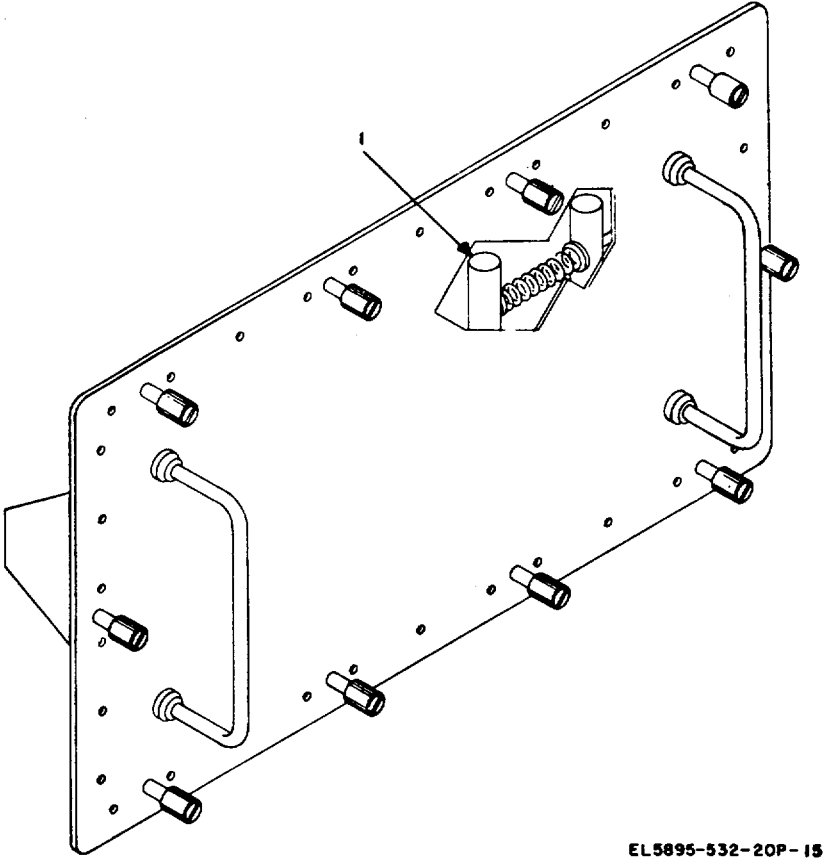
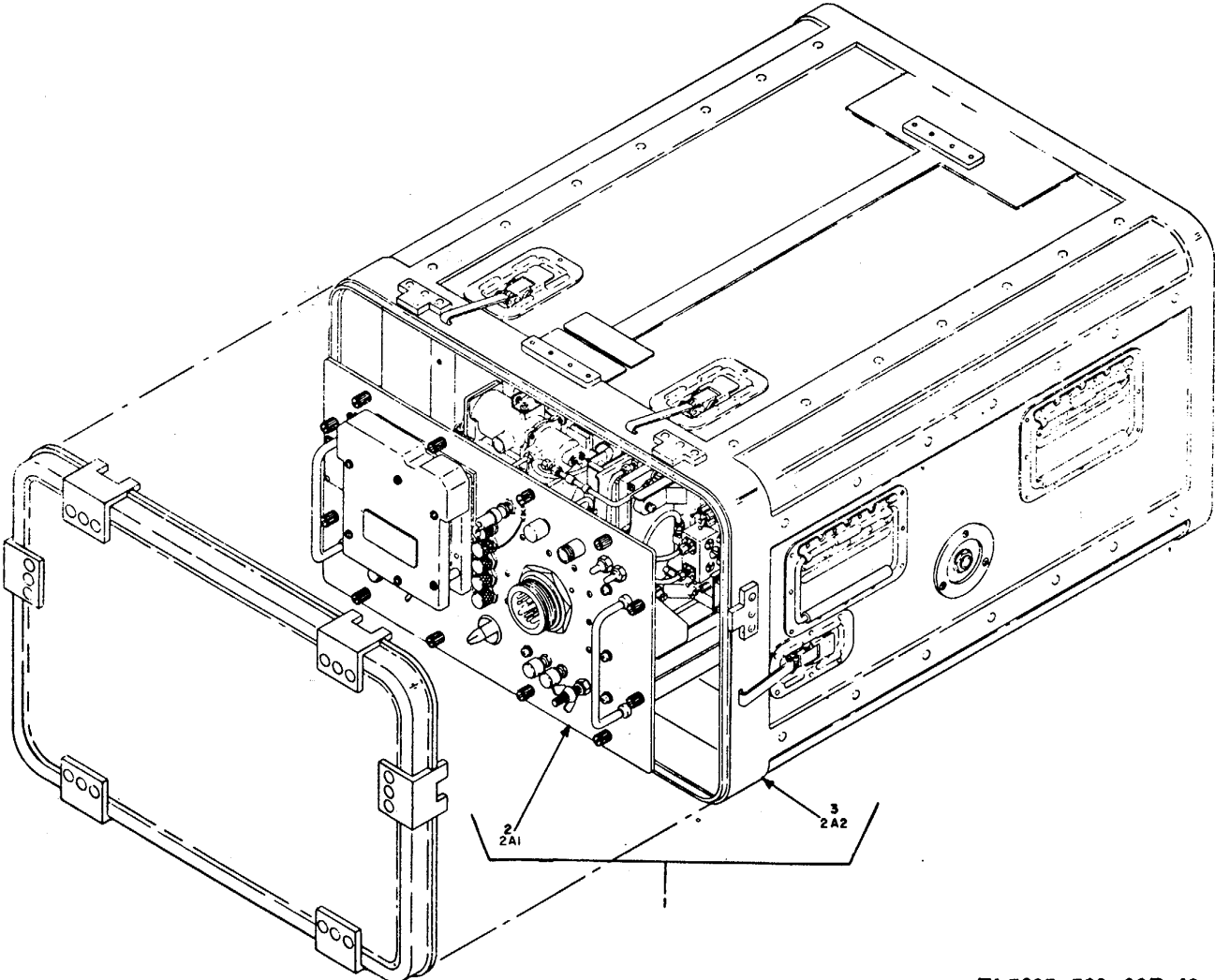


Figure 15. Panel assembly (blank)-1A7.



EL5895-532-20P-16

Figure 16. RECEIVER-TRANSMITTER GROUP OR-85/TPX-46(V)-2

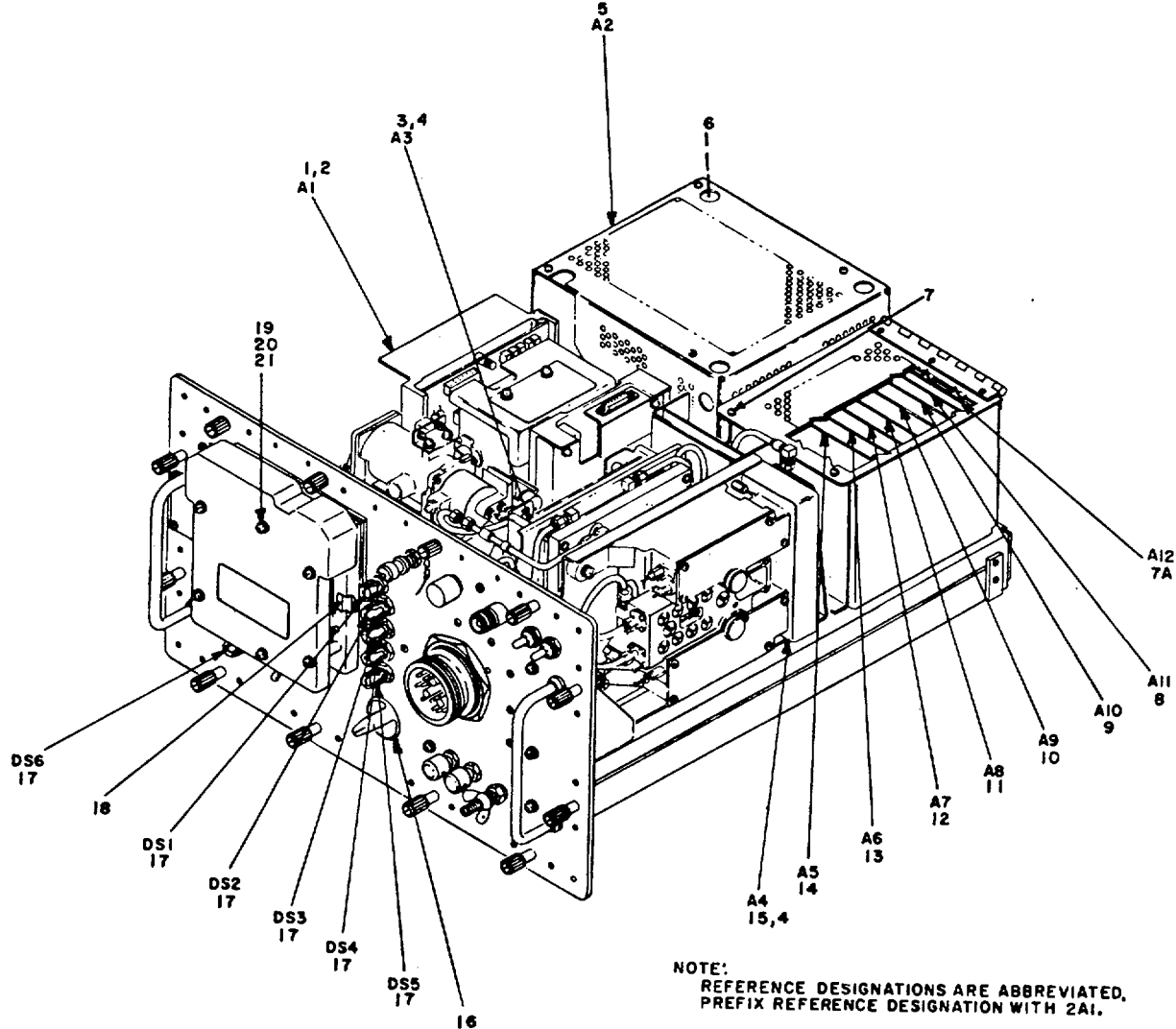


Figure 17. RECEIVER-TRANSMITTER RADIO RT-1026/TPX-46(V)-2A1.

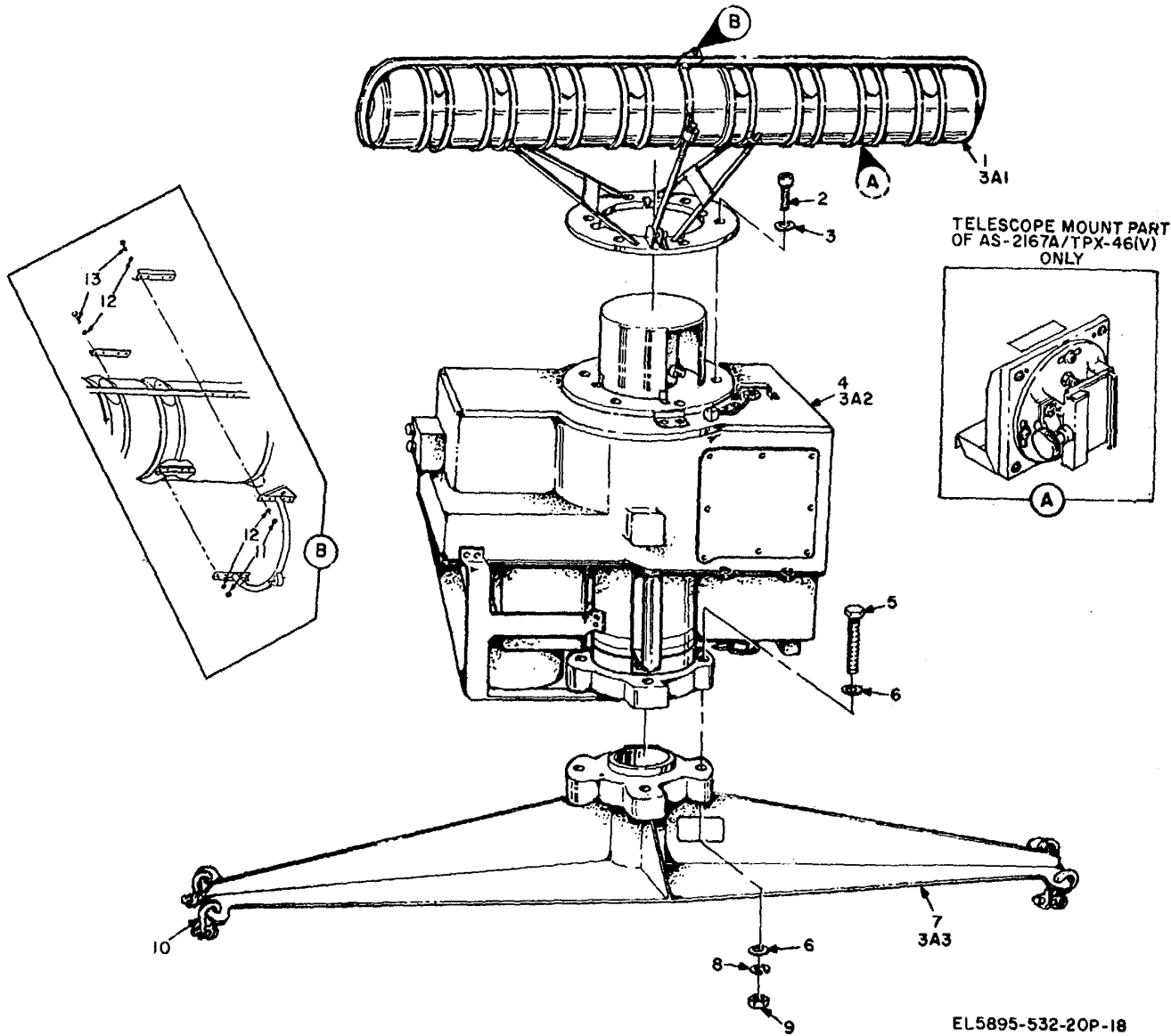
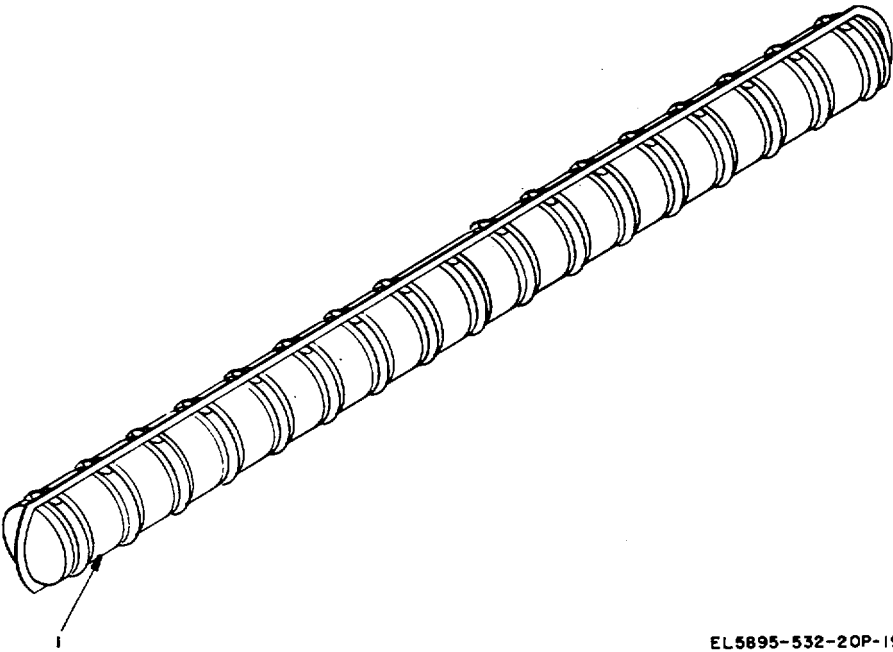


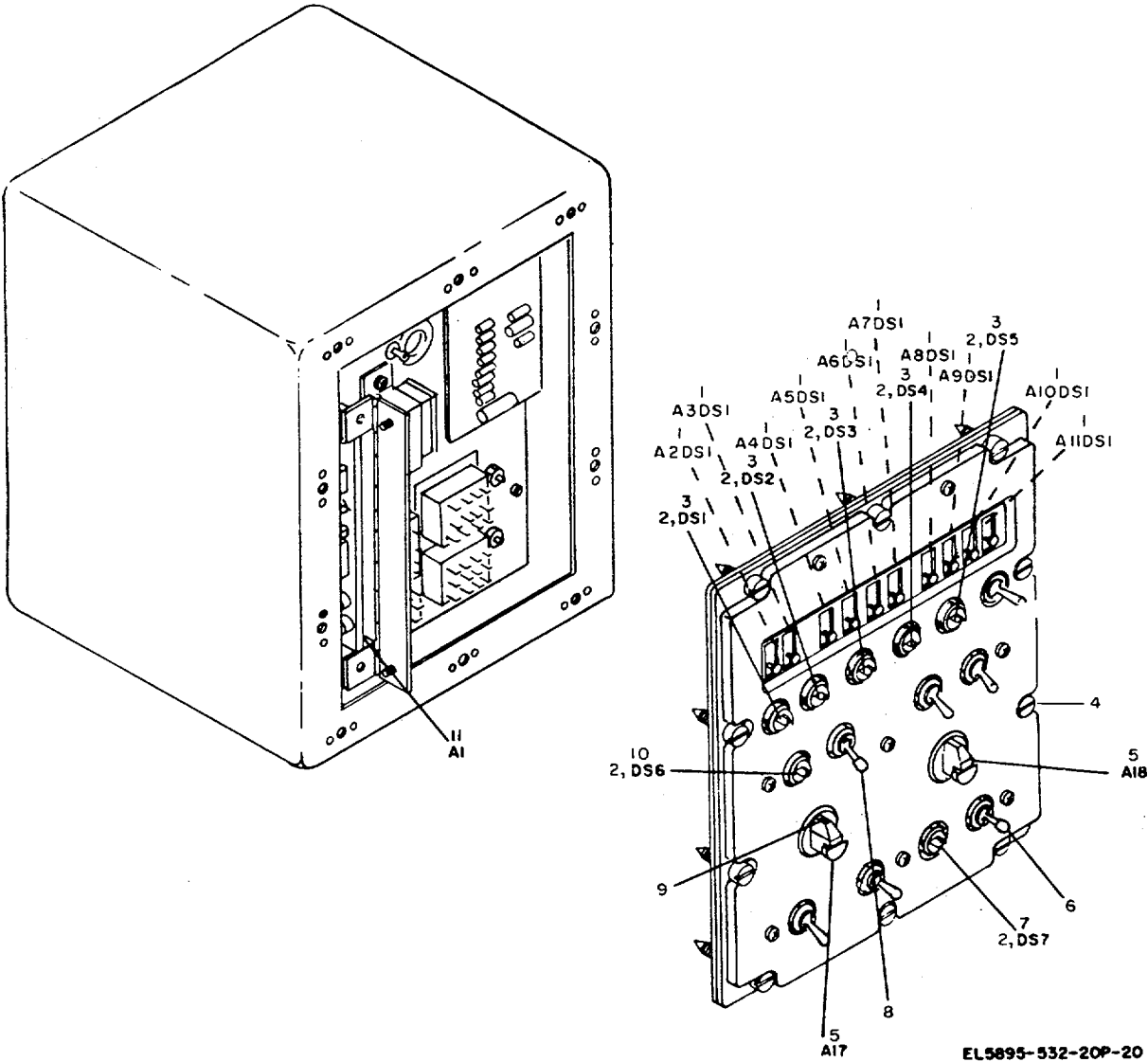
Figure 18. Antenna group-3.

EL5895-532-20P-18



EL 5895-532-20P-19

Figure 19. Antenna-Radome AS-2740/TPX-46(V)(14 FT)-4.



NOTE:
REFERENCE DESIGNATIONS ARE Abbreviated
PREFIX REFERENCE DESIGNATION WITH 5

Figure 20. Control. Interrogator Set C-7570/TPX-461 V)-5.

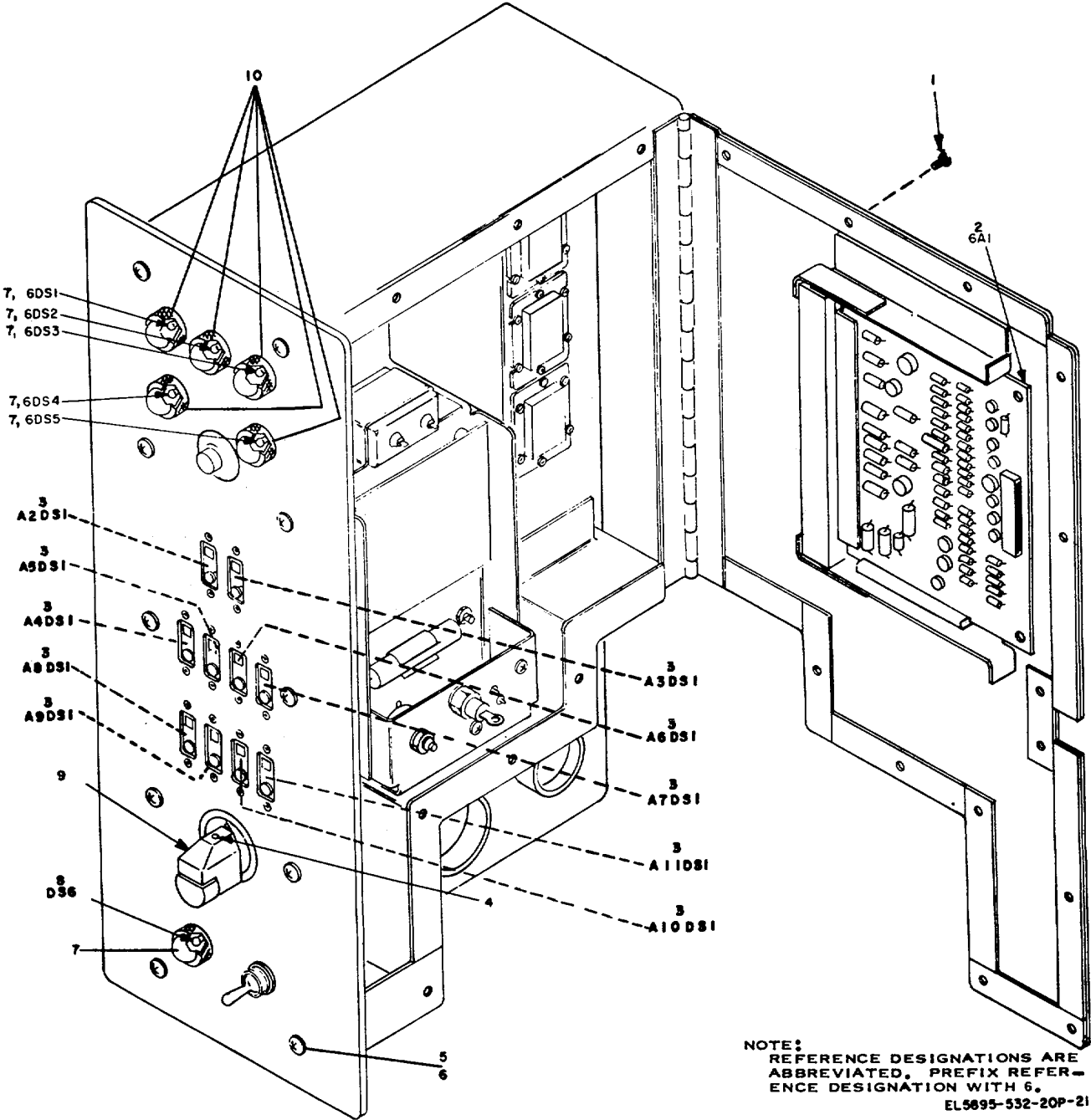


Figure 21. Control Interrogator Set C-7571/TPX-46(V)-6.

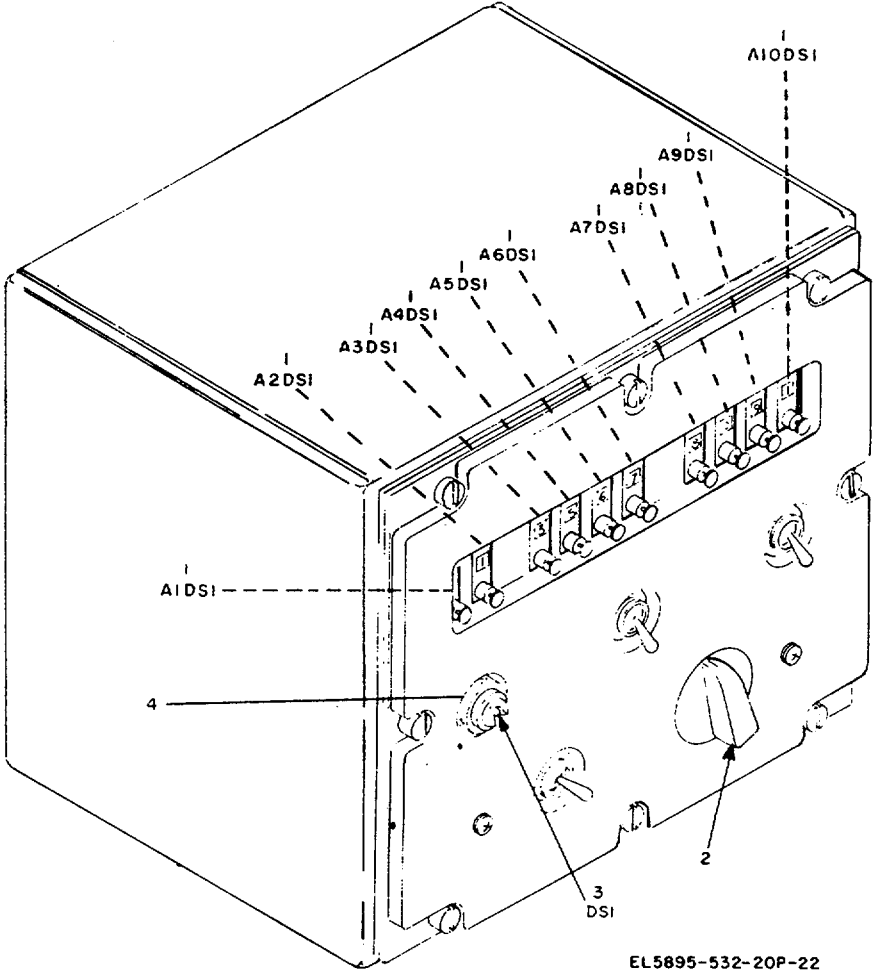


Figure 22. Control Interrogator Set C- 7572/TPX-46(V)-7.

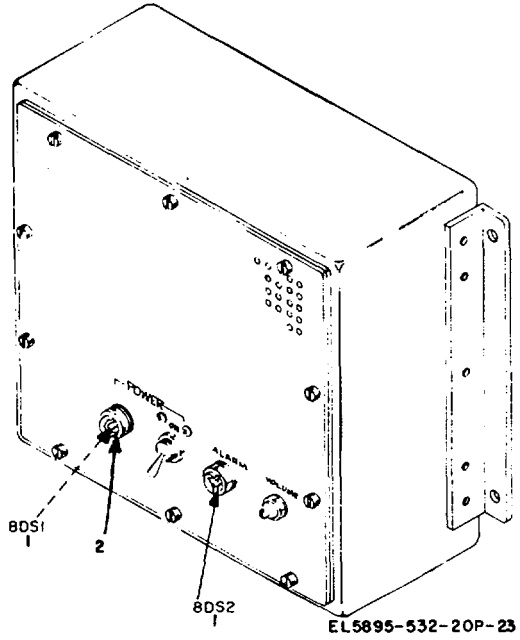
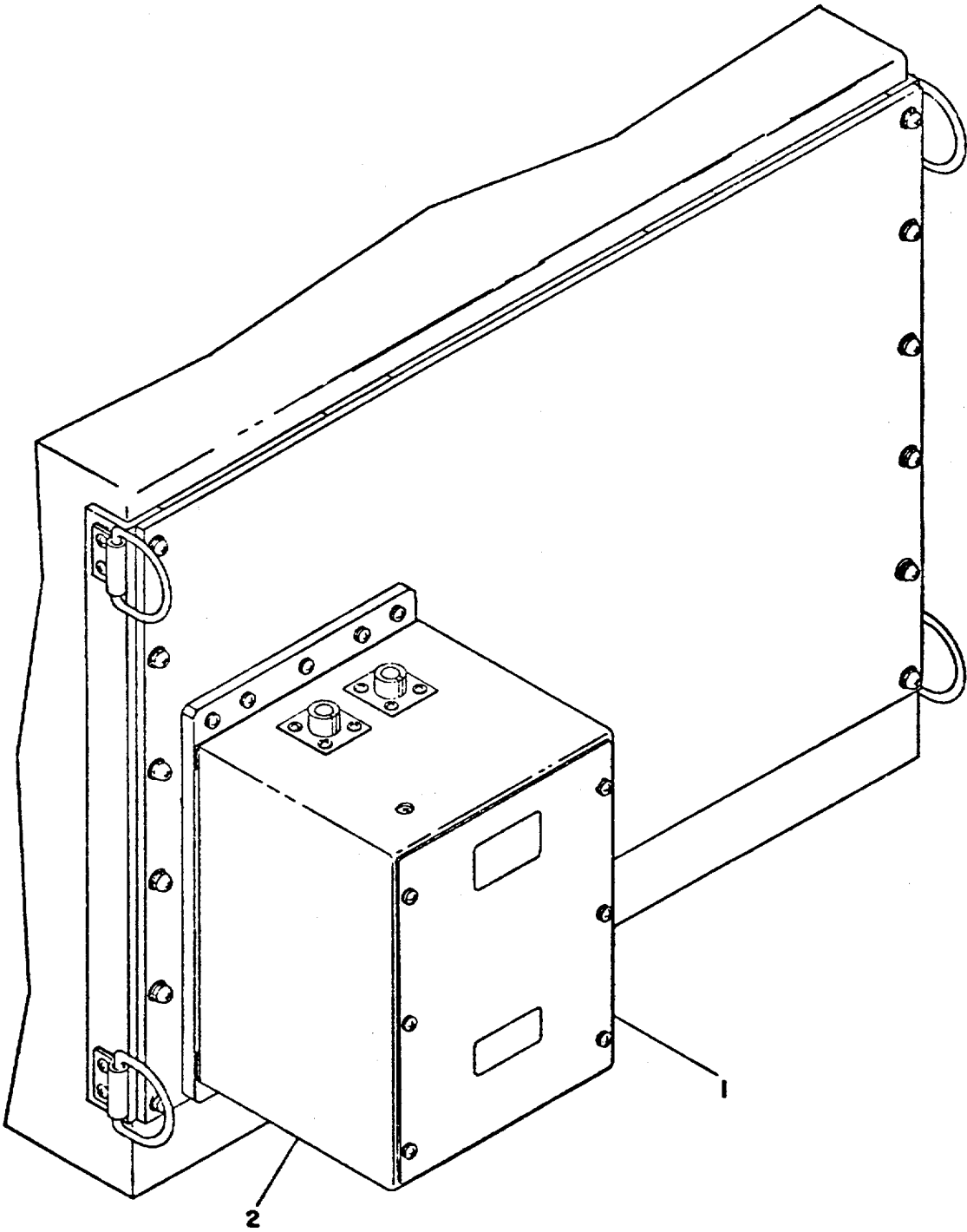


Figure 23. Alarm-Monitor BZ-162/TPX-46(V)-8.



EL5895-532-20P-24

Figure 24. Transformer, Power, Isolation TF-578/TPX-46(V)

Change 1 37

SECTION IV. NATIONAL STOCK NUMBER AND PART NUMBER INDEX

NOTE: LATEST NATIONAL STOCK NUMBERS ARE INCLUDED AT THE END OF THE INDEX

STOCK NUMBER	FIG. NO.	ITEM NO.	STOCK NUMBER	FIG. NO.	ITEM NO.
4030-00-185-0482	18	10	5355-00-172-2402	12	7
4130-00-007-5303	17	18	5355-00-172-2402	17	16
4130-00-008-1878	13	3	5355-00-172-2402	22	2
5120-00-139-2222	7	5	5355-00-616-9604	14	2
5120-00-139-2223	7	4	5820-00-252-1950	17	1
5120-00-139-2234	7	3	5820-00-252-1951	17	15
5120-00-139-2236	7	7	5840-00-110-8176	5	4
5140-00-139-2287	7	6	5895-00-008-5003	11	16
5180-00-150-1842	7	2	5895-00-008-5003	15	1
5305-00-054-6652	21	1	5895-00-011-3629	5	2
5305-00-054-6669	10	28	5895-00-011-3632	8	4
5305-00-054-6671	21	5	5895-00-011-3632	9	4
5305-00-059-3655	17	6	5895-00-011-3634	9	1
5305-00-059-3662	11	2	5895-00-013-9312	4	1
5305-00-071-2096	6	6	5895-00-141-3606	8	7
5305-00-171-2587	17	2	5895-00-141-3607	5	1
5305-00-172-2416	14	3	5895-00-163-4980	8	1
5305-00-172-2428	17	7	5895-00-164-3718	5	3
5305-00-172-2429	17	4	5895-00-164-3761	2	1
5305-00-182-9265	11	12	5895-00-165-1183	16	3
5305-00-253-4877	11	8	5895-00-165-1184	16	1
5305-00-253-4877	20	9	5895-00-165-1185	16	2
5305-00-253-4877	21	4	5895-00-167-7939	8	6
5305-00-357-0620	17	19	5895-00-167-7939	9	6
5305-00-456-2430	18	13	5895-00-199-7054	12	11
5305-00-470-3254	10	29	5895-00-199-7060	10	15
5305-00-485-5350	18	5	5895-00-199-7072	12	14
5305-00-931-5340	10	32	5895-00-199-7268	12	13
5305-00-931-5340	20	4	5895-00-199-7269	12	12
5305-00-938-2019	14	1	5895-00-199-7332	11	6
5310-00-108-9736	18	9	5895-00-199-7333	11	4
5310-00-143-6102	18	11	5895-00-199-7334	11	5
5310-00-146-7074	18	6	5895-00-199-7336	10	8
5310-00-224-0748	10	31	5895-00-199-7337	10	10
5310-00-409-1763	17	20	5895-00-199-7338	10	13
5310-00-415-2115	18	8	5895-00-199-7347	17	14
5310-00-457-1488	10	30	5895-00-199-7349	17	11
5310-00-457-1488	11	13	5895-00-199-7488	17	12
5310-00-531-9515	6	7	5895-00-199-7678	17	13
5310-00-531-9515	18	12	5895-00-199-7682	17	10
5310-00-685-3744	21	6	5895-00-199-7700	20	11
5310-00-806-0752	18	3	5895-00-199-7700	21	2
5310-00-933-8119	13	2	5895-00-199-7705	10	11
5330-00-001-9741	17	21	5895-00-199-7742	10	12
5340-00-009-5729	7	1	5895-00-199-7751	12	19
5355-00-004-8771	11	9	5895-00-199-7752	10	14
5355-00-004-8771	20	5	5895-00-199-7753	17	8
5355-00-004-8771	21	9	5895-00-199-7754	12	15
5355-00-172-2402	10	19	5895-00-199-7755	12	16
5355-00-172-2402	11	7	5895-00-199-7756	12	17

SECTION IV. NATIONAL STOCK NUMBER AND PART NUMBER INDEX

STOCK NUMBER	FIG. NO.	ITEM NO.	STOCK NUMBER	FIG. NO.	ITEM NO.
5895-00-199-7766	12	18	5935-00-008-0449	4	2
5895-00-199-7851	12	28	5935-00-008-0450	2	2
5895-00-199-8053	12	1	5935-00-008-0450		2
5895-00-199-8069	12	5	5935-00-008-0451	2	2
5895-00-199-8072	10	22	5935-00-008-0451	3	2
5895-00-199-8143	10	20	5935-00-008-0451	14	2
5895-00-199-8463	12	10	5935-00-008-0452	2	2
5895-00-199-8464	12	3	5935-00-008-0452	4	2
5895-00-199-8514	12	27	5935-00-008-0453	2	3
5895-00-199-8678	12	21	5935-00-008-0453	4	3
5895-00-199-8679	12	22	5935-00-008-0454	3	2
5895-00-199-8698	12	31	5935-00-008-0454	4	2
5895-00-199-9160	12	2	5935-00-008-0455	3	3
5895-00-199-9302	12	4	5935-00-008-0455	4	3
5895-00-199-9399	12	29	5935-00-008-0456	3	3
5895-00-199-9546	12	30	5935-00-008-0456	4	3
5895-00-199-9557	12	25	5935-00-008-0457	2	3
5895-00-199-9562	12	24	5935-00-008-0457	4	3
5895-00-199-9660	12	23	5935-00-008-0458	3	2
5895-00-199-9675	10	18	5935-00-008-0458	4	2
5895-00-199-9677	12	20	5935-00-008-0459	2	2
5895-00-199-9678	10	17	5935-00-008-0459	3	2
5895-00-199-9685	10	1	5935-00-008-0459	4	2
5895-00-199-9715	10	16	5935-00-008-0460	2	2
5895-00-199-9738	10	9	5935-00-008-0460	3	2
5895-00-199-9757	10	7	5935-00-008-0460	4	2
5895-00-199-9856	10	6	5935-00-008-0461	2	2
5895-00-199-9858	10	5	5935-00-008-0461	3	2
5895-00-199-9859	10	4	5935-00-008-0461	4	2
5895-00-199-9860	10	3	5935-00-008-0462	2	2
5895-00-199-9861	10	2	5935-00-008-0462	3	2
5895-00-238-4548	17	9	5935-00-008-0462	4	2
5895-00-238-4551	12	26	5935-00-008-0463	2	2
5895-00-238-4591	11	3	5935-00-008-0463	3	2
5895-00-238-4617	12	9	5935-00-008-0463	4	2
5895-00-238-4656	17	5	5935-00-008-0464	2	3
5895-00-238-4657	10	24	5935-00-008-0464	3	2
5895-00-238-4658	10	25	5935-00-008-0464	4	2
5895-00-238-4660	11	1	5935-00-008-0465	2	3
5895-00-350-5343	8	5	5935-00-008-0465	3	2
5895-00-350-5343	9	5	5935-00-008-0465	4	2
5895-00-350-5346	8	8	5935-00-008-2607	2	2
5895-00-350-5346	9	8	5935-00-008-2607	3	2
5895-00-350-5347	3	1	5935-00-008-2607	4	2
5895-00-451-5853	17	3	5935-00-008-2608	2	2
5915-00-922-0713	11	15	5935-00-008-2608	3	2
5930-00-977-6835	20	6	5935-00-008-2608	4	2
5930-00-977-7052	20	8	5935-00-009-4484	3	3
5935-00-008-0449	2	2	5935-00-009-4484	4	3
5935-00-008-0449	3	2	5935-00-068-6318	2	3

SECTION IV. NATIONAL STOCK NUMBER AND PART NUMBER INDEX

STOCK NUMBER	FIG. NO.	ITEM NO.	STOCK NUMBER	FIG. NO.	ITEM NO.
5935-00-068-6318	4	3			
5950-00-234-6789	10	27			
5985-00-106-2677	18	1			
5985-00-155-4205	18	7			
5985-00-166-0221	19	1			
5985-00-166-0222	18	4			
5985-00-166-0223	18	1			
5990-00-937-5116	11	14			
5995-00-003-8506	1	10			
5995-00-008-3247	1	12			
5995-00-008-3248	1	4			
5995-00-101-9828	1	5			
5995-00-224-3271	1	2			
5995-00-224-3274	1	1			
5995-00-230-8386	1	6			
5995-00-238-4666	1	3			
5995-00-249-4909	1	8			
5995-00-257-2836	1	7			
5995-00-405-9182	1	9			
5995-00-405-9183	1	11			
5995-00-565-6134	1	13			
5995-00-764-8873	1	14			
6210-00-022-7980	20	7			
6210-00-022-7981	20	3			
6210-00-022-7981	21	10			
6210-00-464-0447	8	2			
6210-00-464-0447	9	2			
6210-00-464-0447	10	23			
6210-00-464-0447	11	11].			
6210-00-464-0447	12	8			
6210-00-464-0447	20	10			
6210-00-464-0447	21	7			
6210-00-466-0447	22	4			
6210-00-464-0447	23	2			
6240-00-763-7744	20	2			
6240-00-763-7744	21	8			
6240-00-763-7744	2:	3			
6240-00-763-8237	20	1			
6240-00-763-8237	21	3			
6240-00-764-8237	22	1			
6240-00-851-4350	17	17			
6240-00-965-1381	8	3			
6240-00-965-1381	9	3			
6240-00-965-1381	10	21			
6240-00-965-1381	11	10			
6240-00-965-1381	12	6			
6240-00-965-1381	23	1			
8130-00-075-6179	6	1			
8130-00-634-7984	6	2			
8130-00-881-6885	6	3			

SECTION IV. NATIONAL STOCK NUMBER AND PART NUMBER INDEX

PART NUMBER	FSCM	FIG. NO.	ITEM NO.	PART NUMBER	FSCM	FIG. NO.	ITEM NO.
AN116-6	88044	18	10	MS51957-28	96906	21	1
AN960C416	88044	6	7	MS51957-43B	96906	11	12
AN960C416	88044	18	12	MS51957-44	96906	10	28
AN960C8	88044	21	6	MS51957-45B	96906	10	29
AN960XC516	88044	18	6	MS51957-46	96906	21	5
AN960XC8	88044	10	30	MS51958-59	96906	17	6
AN960XC8	88044	11	13	MS51958-66	96906	11	2
AN960X616	88044	18	3	MS51958-87	96906	6	6
AS2167ATPX46V	80058	18	1	MS91528-1P2B	96906	14	2
CG-3460/U100FT	80063	1	11	R82ARF124772-053	00736	13	3
CG-3460/U13.5FT	80063	1	2	SA1836TPX46V	80058	8	5
CG-3460/U2FT	80063	1	1	SA1836TPX46V	80058	9	5
CG-3460/U35FT	80063	1	7	SCF5697	80063	6	2
CG-3461/U375FT	80063	1	9	SMA586574-16	80249	13	1
CX-10773/U2FT	80063	1	3	SMA586574-31	80249	10	26
CX-10774/U13.5FT	80063	1	4	SMA586574-48	80249	14	3
CX-10775/U375FT	80063	1	5	SMA586574-6	80249	14	1
CX-10777/U375FT	80063	1	10	SMA586574-7	80249	10	32
CX-10778/U100FT	80063	1	12	SMA586574-7	80249	20	4
CX-10779/U50FT	80063	1	8	SMA587006	80249	2	1
CX-12810/TPX-46V	80063	1	6	SMA587007	80249	7	2
CX-12892/U75FT	80063	1	14	SMA587008	80249	3	1
CX10775U300FT	80058	1	13	SMA587298	80249	4	1
CX13013TPx46V	80058	1	15	SMA587441-14	80249	17	7
C7570TPxL6v	80058	5	1	SMA587441-18	80249	17	19
C8738TPX46V	80058	8	7	SMA587441-5	80249	17	4
DP2	65814	7	5	SMA588186-342	80249	18	5
FDC3605M52	98313	7	1	SMB587028	80249	11	9
LC37CD2	81349	8	2	SMB587028	80249	20	5
LC37CD2	81349	9	2	SMB587028	80249	21	9
LC37CD2	81349	10	23	SMB587248	80249	7	3
LC37CD2	81349	11	11	SMB587487	80249	17	2
LC37CD2	81349	12	8	sMC586937	80249	10	24
LC37CD2	81349	20	10	SMC587247	80249	7	6
LC37CD2	81349	21	7	SMD586298	80249	11	3
LC37CD2	81349	22	4	SMD586700	80249	12	10
LC37CD2	81349	23	2	SMD586701	80249	12	11
LC37GD2	81349	20	7	SMD586702	80249	12	12
LC37RD2	81349	20	3	SMD586703	80249	12	13
LC37RD2	81349	21	10	SMD586704	80249	12	14
MS15795-805B	96906	17	20	SMD586705	80249	12	15
MS16995-80B	96906	18	2	SMD586706	80249	12	16
MS18209-387	96906	20	2	SMD586707	80249	12	17
MS18209-387	96906	21	8	SMD586708	80249	12	18
MS18209-387	96906	22	3	SMD586709	80249	12	19
MS24515-718	96906	20	1	SMD586710	80249	12	20
MS24515-718	96906	21	3	SMD586711	80249	12	21
MS24515-718	96906	22	1	SMD586712	80249	12	22
MS25237-330	96906	17	17	SMD586713	80249	12	23
MS35308-310	96906	18	13	SMD586714	80249	12	24
MS35338-137	96906	13	2	SMD586715	80249	12	25
MS25338-137B	96906	10	31	SMD586716	80249	12	31
MS35338-140B	96906	18	8	SMD586717	80249	12	30
MS35650-3314B	96906	18	9	SMD586718	80249	12	29
MS51017-10	96906	11	8	SMD586719	80249	12	28
MS51017-10	96906	20	9	SMD586720	80249	12	27
MS51017-10	96906	21	4	SMD586721	80249	12	4
MS51922-6	96906	18	11				

Change 1 41

SECTION IV. NATIONAL STOCK NUMBER AND PART NUMBER INDEX

PART NUMBER	FSCM	FIG. NO.	ITEM NO.	PART NUMBER	FSCM	FIG. NO.	ITEM NO.
SMD586722	80249	12	3	SMD586759	80249	10	4
SMD586723	80249	12	2	SMD586760	80249	10	3
SMD586724	80249	12	1	SMD586761	80249	10	2
SMD586726	80249	12	5	SMD586763	80249	2	2
SMD586727	8021.9	2	2	SMD586763	80249	3	2
SMD586727	80249	3	2	SMD586763	80249	4	2
SMD586727	80249	4	2	SMD586767	80249	11	5
SMD586728	80249	2	2	SMD586768	80249	11	4
SMD586728	80249	4	2	SMD586769	80249	11	6
SMD586729	80249	2	2	SMD586770	80249	20	11
SMD586729	80249	3	2	SMD586770	80249	21	2
SMD586729	80249	4	2	SMD586771	80249	17	10
SMD586730	80249	2	2	SMD586772	80249	17	13
SMD586730	80249	4	2	SMD586773	80249	17	12
SMD586731	80249	2	3	SMD586774	80249	17	11
SMD586731	80249	4	3	SMD586775	80249	17	14
SMD586732	80249	3	2	SMD586776	80249	17	9
SMD586732	80249	4	2	SMD586777	80249	17	8
SMD586733	80249	3	3	SMD586901	80249	8	1
SMD586733	80249	4	3	SMD586908	80249	16	1
SMD586734	80249	3	3	SMD586910	80249	16	3
SMD586734	80249	4	3	SMD586913	80249	18	1
SMD586735	80249	3	3	SMD586920	80249	5	4
SMD586735	80249	4	3	SMD586921	80249	5	3
SMD586736	80249	2	3	SMD586936	80249	10	25
SMD586736	80249	4	3	SMD586944	80249	11	14
SMD586737	80249	2	3	SMD586954	80249	10	27
SMD586737	80249	4	3	SMD586956	80249	12	26
SMD586738	80249	3	2	SMD587001	80249	17	3
SMD586738	80249	4	2	SMD587009	80249	18	7
SMD586739	80249	2	2	SMD587035	80249	17	1
SMD586739	80249	3	2	SMD587036	80249	17	15
SMD586739	80249	4	2	SMD587037	80249	17	5
SMD586740	80249	2	2	SMD587099	80249	9	7
SMD586740	80249	3	2	SMD587106	80249	6	1
SMD586740	80249	4	2	SMD587108	80249	11	15
SMD586741	80249	2	2	SMD587109	80249	2	2
SMD586741	80249	3	2	SMD587109	80249	3	2
SMD586741	80249	4	2	SMD587109	80249	4	2
SMD586742	80249	10	22	SMD587110	80249	2	3
SMD586743	80249	10	20	SMD587110	80249	3	2
SMD586744	80249	10	18	SMD587110	80249	4	2
SMD586745	80249	10	17	SMD587111	80249	2	3
SMD586746	80249	10	1	SMD587111	80249	3	2
SMD586747	80249	10	16	SMD587111	80249	4	2
SMD586748	80249	10	15	SMD587112	80249	2	2
SMD586749	80249	10	14	SMD587112	80249	3	2
SMD586750	80249	10	13	SMD587112	80249	4	2
SMD586751	80249	10	12	SMD587113	80249	4	2
SMD586752	80249	10	11	SMD587113	80249	2	2
SMD586753	80249	10	8	SMD587113	80249	3	2
SMD586754	80249	10	10	SMD587118	80249	4	2
SMD586755	80249	10	9	SMD587118	80249	9	1
SMD586756	80249	10	7	SMD587294	80249	6	4
SMD586757	80249	10	6	SMD587295	80249	6	5
SMD586758	80249	10	5	SMD587295	80249	6	5
				SMD587319	80249	11	16
				SMD587319	80249	15	1
				SMD587338	80249	6	3
				SMD759269	80249	24	2
				SMD759478	80249	17	7A


SECTION IV. NATIONAL STOCK NUMBER AND PART NUMBER INDEX

PART NUMBER	FSCM	FIG. NO.	ITEM NO.	PART NUMBER	FSCM	FIG. NO.	ITEM NO.
SME586902	80249	8	4				
SME586902	80249	9	4				
SME586904	80249	8	8				
SME586904	80249	9	8				
SME586905	80249	8	6				
SME586905	80249	9	6				
SME586909	80249	16	2				
SME586917	80249	5	2				
SME586919	80249	18	4				
SME586924	80249	19	1				
SME759473	80249	24	1				
S1162	65814	7	4				
020760	02697	17	21				
125916-001	00736	17	18				
15PA90-4G	91929	20	6				
15PA90-4R	91929	20	8				
1733	65814	7	7				
27000	12745	11	1				
382	08806	8	3				
382	08806	9	3				
382	08806	10	21				
382	08806	11	10				
382	08806	12	6				
382	08806	23	1				
50002025-3	80249	1	15				
539-125-22	15084	10	19				
539-125-22	15084	11	7				
539-125-22	15084	12	7				
539-125-22	15084	17	16				
539-125-22	15084	22	2				
922336	16224	12	9				

LATEST NATIONAL STOCK NUMBER ASSIGNMENTS

5950-00-617-7703	24	1
5995-00-619-9736	1	15

RECOMMENDED CHANGES TO EQUIPMENT TECHNICAL PUBLICATIONS



THEN... JOT DOWN THE DOPE ABOUT IT ON THIS FORM, CAREFULLY TEAR IT OUT, FOLD IT AND DROP IT IN THE MAIL!

SOMETHING WRONG WITH THIS PUBLICATION?

FROM: (PRINT YOUR UNIT'S COMPLETE ADDRESS)

DATE SENT

PUBLICATION NUMBER

PUBLICATION DATE

PUBLICATION TITLE

BE EXACT... PIN-POINT WHERE IT IS				IN THIS SPACE TELL WHAT IS WRONG AND WHAT SHOULD BE DONE ABOUT IT:
PAGE NO.	PARA-GRAPH	FIGURE NO.	TABLE NO.	

PRINTED NAME, GRADE OR TITLE, AND TELEPHONE NUMBER

SIGN HERE:

TEAR ALONG PERFORATED LINE

DA FORM 2028-2
1 JUL 79

PREVIOUS EDITIONS ARE OBSOLETE.

P.S.—IF YOUR OUTFIT WANTS TO KNOW ABOUT YOUR RECOMMENDATION MAKE A CARBON COPY OF THIS AND GIVE IT TO YOUR HEADQUARTERS.

Figure 24. DA Form 20282 (TEST), sample.

By Order of the Secretary of the Army:

FRED C. WEYAND
General, United States Army
Chief of Staff

Official:

PAUL T. SMITH
Major General, United States Army
The Adjutant General

DISTRIBUTION:

Active Army:

Dir of Trans (1)	TOAD 114)
COE (1)	ANAD (3)
TSG (I) SHAD (3)	
USAARENBD (2k)	NAAD (3)
USASA (2)	SVAD (3)
TRADOC (2)	SigFLDMS 11)
AMC (1)	Ft. Richardson (ECOM Ofc) (2)
MICOM (5)	USAADS (2)
TECOM (2)	USAADCENFB i10)
ARMCOM (2)	USAFACFS (5)
ARADCOM (3)	USARAL (3)
ARADCOM Rgn (2)	CINCAL (5)
OS Maj Comd (2)	ADA Regt (2)
USACC (2)	32d AD Comd 15)
HISA (ECOM) (33)	4th USA Msl Comd (2)
Armies (1)	Pirmasen Army Depot (10)
CINCUSAREUR (3)	Units org under fol TOE: (1 ea)
USAREUR (10)	29-134
7th USA (5)	29-136
COMUSKOREA (2)	44-2
USAFABD (2)	44-12
USARADBBD (2)	44-235
Fort Gillem (10)	44-236
USASESS (5)	44-237
Svc Colleges (1)	44-255
Fort Huachuca (5)	44-256
WSMR (2)	44-257
Fort Carson (7)	44-535
USAERDAA 11)	44-536
USAERDAW (1)	44-537
LBAD 17)	44-545
SAAD (30)	44-546
Install (1)	44-547

NG: None

USAR: None

For explanation of abbreviation used, see AR 310-50

*U.S. GOVERNMENT PRINTING OFFICE: 1994 - 300-421/83224

This fine document...

Was brought to you by me:



[Liberated Manuals -- free army and government manuals](#)

Why do I do it? I am tired of sleazy CD-ROM sellers, who take publicly available information, slap “watermarks” and other junk on it, and sell it. Those masters of search engine manipulation make sure that their sites that sell free information, come up first in search engines. They did not create it... They did not even scan it... Why should they get your money? Why are not letting you give those free manuals to your friends?

I am setting this document FREE. This document was made by the US Government and is NOT protected by Copyright. Feel free to share, republish, sell and so on.

I am not asking you for donations, fees or handouts. If you can, please provide a link to liberatedmanuals.com, so that free manuals come up first in search engines:

<A HREF=<http://www.liberatedmanuals.com/>>Free Military and Government Manuals

- Sincerely
Igor Chudov
<http://igor.chudov.com/>
- [Chicago Machinery Movers](#)