

TECHNICAL MANUAL

ORGANIZATIONAL MAINTENANCE REPAIR

PARTS AND SPECIAL TOOLS LISTS

FOR

RECEIVER-TRANSMITTERS, RADIO

RT-21 1 A/T PX

(NSN 5895-00-543-1567)

RT-264 D/ U PX-6

(NSN 5895-00-378-4911)

AND

RECEIVER-TRANSMITTER, RADAR

RT-820/T PX-44

(NSN 5840-00-944-1236)

HEADQUARTERS, DEPARTMENT OF THE ARMY

2 APRIL 1981

TECHNICAL MANUAL

No. 11-5895-245-20P

HEADQUARTERS
DEPARTMENT OF THE ARMY
WASHINGTON, DC, 2 April 1981

**ORGANIZATIONAL MAINTENANCE REPAIR PARTS
AND SPECIAL TOOLS LISTS
FOR
RECEIVER-TRANSMITTERS, RADIO
RT-211A/TPX (NSN 5895-00-543-1567)
RT-264D/U PX-6 (NSN 5895-00-378-4911)
AND
RECEIVER-TRANSMITTER, RADAR
RT-820/TPX-44 (NSN 5840-00-944-1236)**

Current as of 27 August 1980

REPORTING ERRORS AND RECOMMENDING IMPROVEMENTS

You can help improve this manual. If you find any mistakes or if you know of a way to improve the procedures, please let us know. Mail your letter, DA Form 2028 (Recommended Changes to Publications and Blank Forms), or DA Form 2028-2 located in back of this manual direct to Commander, US Army Communications and Electronics Materiel Readiness Command, ATTN: DRSEL-ME-MQ, Fort Monmouth, NJ 07703. In either case a reply will be furnished direct to you.

*This manual supersedes so much of TM 11-5895-207-20, 11 June 1962, including Change 3, 11 February 1966, and so much of TM 11-5895-208-20, 12 April 1962, including Change 3, 11 February 1966, as pertains to repair parts and special tools lists.

TABLE OF CONTENTS

		Page	Illus Figure
SECTION	I.	Introduction.....	1
	II.	Repair parts list.....	5
Group	00	Receiver-Transmitters, Radio RT-211A/TPX and RT-264D/UPX-6 and Receiver-Transmitter, Radar RT-820/TPX-44, Main Chassis Assembly	5 1
		Receiver-Transmitters, Radio RT-21 1A/TPX and RT-264DIUPX-6 and Receiver-Transmitter, Radar RT-820/TPX-44, Video Subassembly	9 2
		Receiver-Transmitter, Radio RT-211A/TPX and RT-264D/UPX-6 and Receiver-Transmitter, Radar RT-820/TPX-44, Main Chassis Assembly, Additional Components	13 3
	01	Frequency Converter Transmitter Subassembly MX-1376A/UPX-6	17 4
		0101 Cavity, tuned (SMD78824)	19 5
		0102 Cavity, tuned (SMD78825)	21 6
		0103 Cavity, tuned (SMD78826)	23 7
	02	Amplifier, IF AM-761/TPX and AM-761A/TPX and AM-761B/TPX	25 8
	03	Directional Coupler CU-340/UPX-6 (No parts authorized)	
	04	Power attenuator and dummy load (No parts authorized)	
SECTION	III.	Special tools list (Not applicable)	
	IV.	National stock number and part number index	26

**SECTION I
INTRODUCTION**

1. Scope

This manual lists spares and repair parts; special tools; special test, measurement, and diagnostic equipment (TMDE), and other special support equipment required for performance of organizational maintenance of the RT-211A/TPX, RT-264DIUPX-6, and RT-820/TPX-44. It authorizes the requisitioning and issue of spares and repair parts as indicated by the source and maintenance codes.

2. General

This Repair Parts and Special Tools List is divided into the following sections:

- a. *Section II. Repair Parts List.* A list of spares and repair parts authorized for use in the performance of maintenance. The list also includes parts which must be removed for replacement of the authorized parts. Parts lists are composed of functional groups in numeric sequence, with the parts in each group listed in figure and item number sequence.
- b. *Section III. Special Tools List* Not applicable.
- c. *Section IV. National Stock Number and Part Number Index.* A list, in National item identification number (NIIN) sequence, of all National stock numbers (NSN) appearing in the listings, followed by a list, in alphanumeric sequence, of all part numbers appearing in the listings. National stock numbers and part numbers are cross-referenced to each illustration figure and item number appearance.

3. Explanation of Columns

a. *Illustration* This column is divided as follows:

- (1) *Figure number.* Indicates the figure number of the illustration on which the item is shown.
- (2) *Item number.* The number used to identify item called out in the illustration.

b. *Source, Maintenance, and Recoverability (SMR) Codes.*

(1) *Source code.* Source codes indicate the manner of acquiring support items for maintenance, repair, or overhaul of end items. Source codes are entered in the first and second positions of the Uniform SMR Code format as follows:

<i>Code</i>	<i>Definition</i>
PA -	Item procured and stocked for anticipated or known usage.
XD -	A support item that is not stocked. When required, item will be procured through normal supply channels.

NOTE

Cannibalization or salvage may be used as a source of supply for any items source coded above except those coded XA and aircraft support items as restricted by AR 700-42.

(2) *Maintenance code.* Maintenance codes are assigned to indicate the levels of maintenance authorized to USE and REPAIR support items. The maintenance codes are entered in the third and fourth positions of the Uniform SMR Code format as follows:

(a) The maintenance code entered in the third position will indicate the lowest maintenance level authorized to remove, replace, and use the support item. The maintenance code entered in the third position will indicate one of the following levels of maintenance:

<i>Code</i>	<i>Application/Explanation</i>
O -	Support item is removed, replaced, used at the organizational level.

(b) The maintenance code entered in the fourth position indicates whether the item is to be repaired and identifies the lowest maintenance level with the capability to perform complete repair (i.e., all authorized maintenance functions). This position will contain one of the following maintenance codes:

<i>Code</i>	<i>Application/Explanation</i>
Z -	Nonreparable. No repair is authorized.

(3) *Recoverability code.* Recoverability codes are assigned to support items to indicate the disposition action on unserviceable items. The recoverability code is entered in the fifth position of the Uniform SMR Code format as follows:

<i>Recoverability Codes</i>	<i>Definition</i>
Z -	Nonreparable item. When unserviceable, condemn and dispose at the level indicated in position 3.

c. *National Stock Number.* Indicates the National stock number assigned to the item and will be used for requisitioning purposes.

d. *Part Number.* Indicates the primary number used by the manufacturer (individual, company, firm, corporation, or Government activity), which controls the design and characteristics of the item by means of its engineering drawings, specifications, standards, and inspection requirements to identify an item or range of items.

NOTE

When a stock numbered item is requisitioned the repair part received may have a different part number than the part being replaced.

e. *Federal Supply Code for Manufacturer (FSCM).* The FSCM is a 5-digit numeric code listed in SB 708-41/42 which is used to identify the manufacturer, distributor, or Government agency, etc.

f. *Description.* Indicates the Federal item name and, if required, a minimum description to identify the item.

g. *Unit of Measure (U/M).* Indicates the standard of the basic quantity of the listed item as used in performing the actual maintenance function. This measure is expressed by a two-character alphabetical abbreviation (e.g., ea, in, pr, etc). When the unit of measure differs from the unit of issue, the lowest unit of issue that will satisfy the required units of measure will be requisitioned.

h. *Quantity Incorporated in Unit.* Indicates the quantity of the item used in the breakout shown on the illustration figure, which is prepared for a functional group, subfunctional group, or an assembly.

4. Special Information

a. Usable on codes are shown in the description column. Uncoded items are applicable to all models. Identification of the usable on codes used in this publication are:

<i>Code</i>	<i>Used on</i>
5LT	RT-21 1A/TPX
5LS	RT-264D/UPX-6
5LU	RT-820/TPX-44

b. The following publications pertain to the RT- 21 1A/TPX, RT-264D/UPX-6, RT-820/TPX-44 and its components:

- TM 11-5895-207-10, Interrogator Set AN/TPX-26 and Radar Set Control Group AN/FPA-14
- TM 11-5895-207-20, Interrogator Set AN/TPX-26 and Radar Set Control Group ANIFPA-14
- TM 11-5895-207-20P, Interrogator Set AN/TPX-26 and Radar Control Group AN/FPA-14
- TM 11-5895-208-10, Interrogator Set AN/TPX-27 TM11-5895-208-20,InterrogatorSet AN/TPX-27
- TM 11-5895-208-20, Interrogator Set AN/TPX-27 TM 11-5895-208-20P, Interrogator Set ANITPX-27

c. The illustrations in this manual are identical to those published in TM 11-5895-245-34P. Only those parts assigned the third position SMR maintenance code "C" or "O" are listed in the tabular listing; therefore, there may be a break in the item number sequence. Only illustrations containing organizational authorized items appear in this manual.

5. How to Locate Repair Parts

a. When National stock number or part number is unknown.

(1) First. Using the table of contents, determine the functional group within which the item belongs. This is necessary since illustrations are prepared for functional groups and listings are divided into the same groups.

(2) Second. Find the illustration covering the functional group to which the item belongs.

(3) Third. Identify the item on the illustration and note the illustration figure and item number of the item.

(4) Fourth. Using the Repair Parts Listing, find the figure and item number noted on the illustration.

b. When National stock number or part number is known.

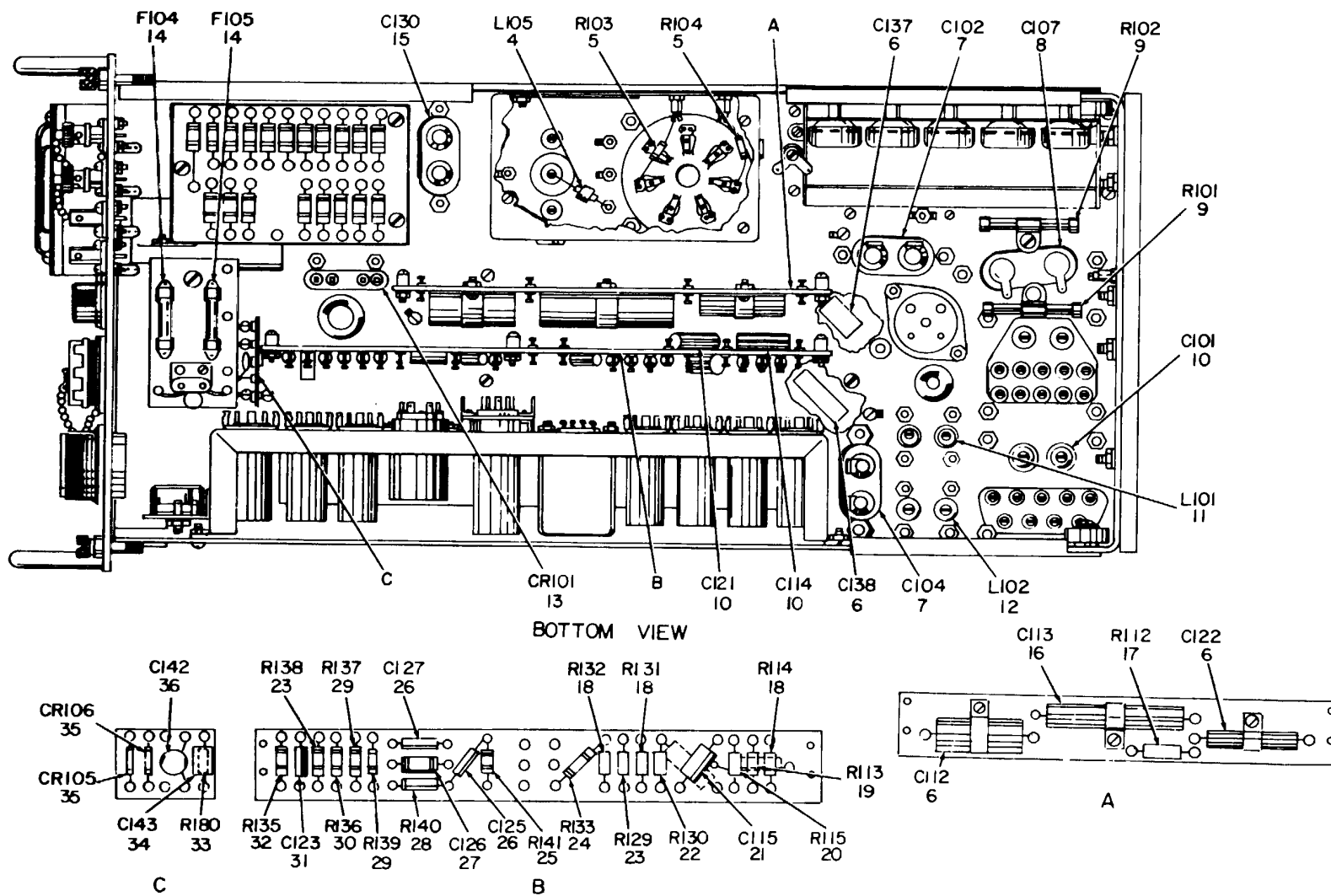
(1) First. Using the Index of National Stock Numbers and Part Numbers, find the pertinent National stock number or part number. This index is in NIIN sequence followed by a list of part numbers in alphanumeric sequence, cross-referenced to the illustration figure number and item number.

(2) Second. After finding the figure and item number, locate the figure and item number in the repair parts list.

6. Abbreviations

Not applicable.

(Next printed page is 4)



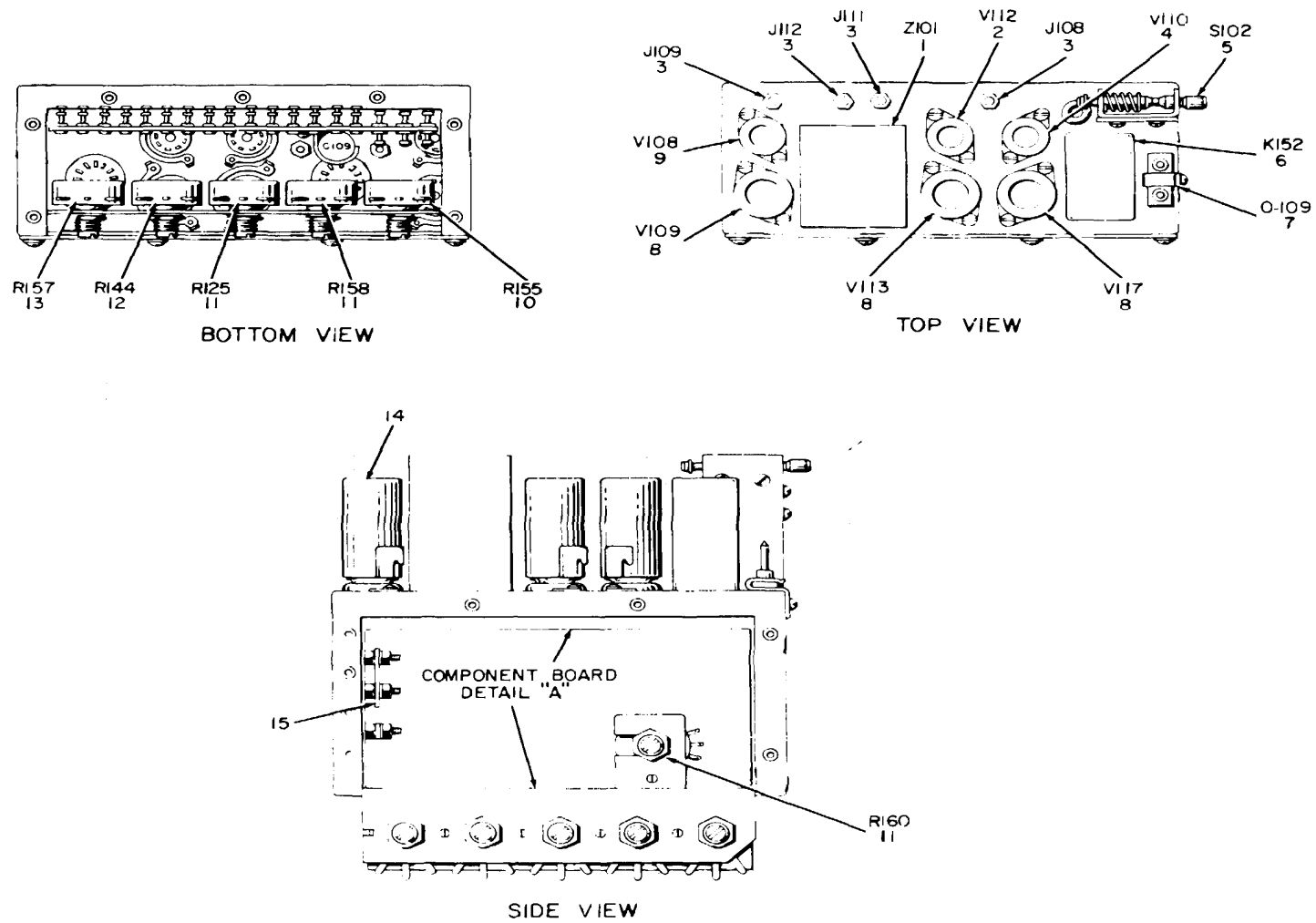
EL5SN004

Figure 1. Receiver-Transmitter, Radio RT-211A/TPX and RT-264D/UPX-6 and Receiver-Transmitter, Radar RT-820/TPX-44, Main Chassis Assembly.

SECTION II
SECTION IITM 11-5805-358-24P

TM 11-5805-693-34P

(1) ILLUSTRATION		(2)	(3)	(4)	(5)	(6)	(7)	(8)
(a) FIG NO.	(b) ITEM NO.	SMR CODE	NATIONAL STOCK NUMBER	PART NUMBER	FSCM	DESCRIPTION <i>USABLE ON CODE</i>	U/M	QTY INC IN UNIT
1	14	PAOZZ	5920-00-296-0679	FO3A250V5A	81349	GROUP 00 RECEIVER-TRANSMITTERS, RADIO RT-211A/TPX AND RT-264D/ UPX-6 AND RECEIVER-TRANSMITTER, RADAR RT-820/TPX-44 FUSE, CARTRIDGE	EA	2
					5/(6 Blank)			



EL5SNO06

Figure 2. Receiver-Transmitters, Radio RT-211A/TPX and RT-264D/UPX-6 and Receiver-Transmitter, Radar RT-820/TPX-44, Video Subassembly (Sheet 1 of 2).

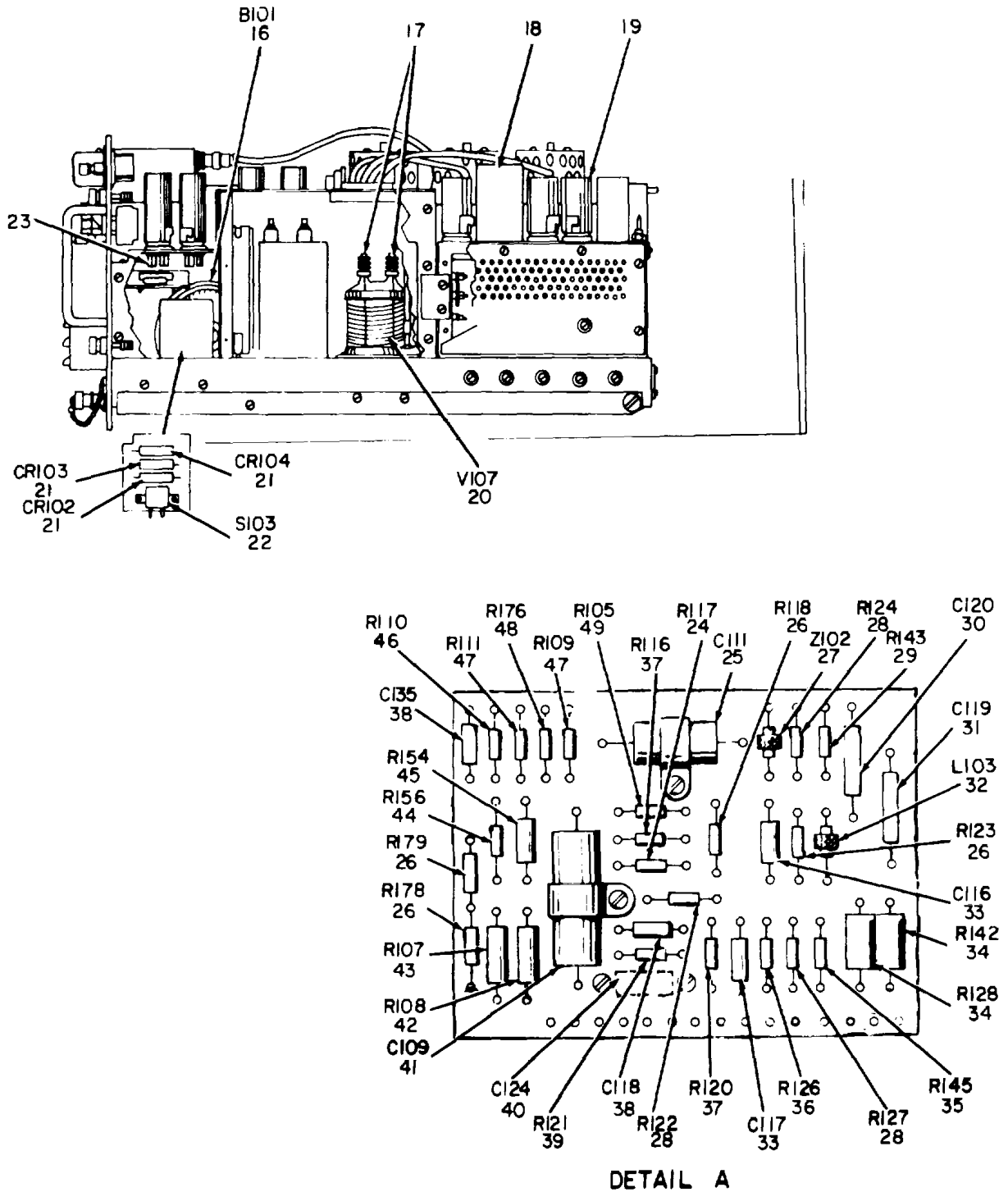


Figure 2. Receiver-Transmitters, Radio RT-211A/TPX and RT-264D/UPX-6 and Receiver-Transmitter, Radar RT-820/TPX-44, Video Subassembly (Sheet 2 of 2).

SECTION II

TM 11-5805-358-24P

(1) ILLUSTRATION		(2)	(3)	(4)	(5)	(6)	(7)	(8)
(a) FIG NO.	(b) ITEM NO.	SMR CODE	NATIONAL STOCK NUMBER	PART NUMBER	FSCM	DESCRIPTION <i>USABLE ON CODE</i>	U/M	QTY INC IN UNIT
2	2	PAOZZ	5960-00-284-9285	5727/2D21W	81349	ELECTRON TUBE.....	EA	1
2	4	PAOZZ	5960-00-879-5078	6AL5W6097	81349	ELECTRON TUBE.....	EA	1
2	8	PAOZZ	5960-00-262-0167	12AT7WA	81349	ELECTRON TUBE.....	EA	3
2	9	PAOZZ	5960-00-543-0219	6ANSWA	81349	ELECTRON TUBE.....	EA	1
2	14	PAOZZ	5960-00-729-8150	TS102U03	81349	SHIELD,ELCTR,N,TUBE	EA	1
2	18	PAOZZ	5960-00-85-5172	M24251-6-1	81349	INSERT,ELCTR,N,TUBE.....	EA	1
2	19	PAOZZ	5960-00-264-3004	TS103U02	81349	SHIELD.ELCTR,N'TUBE	EA	1
2	20	PAOZZ	5960-00-114-3834	3E29	81349	ELECTRON TUBE.....	EA	1
						9/(10 blank)		

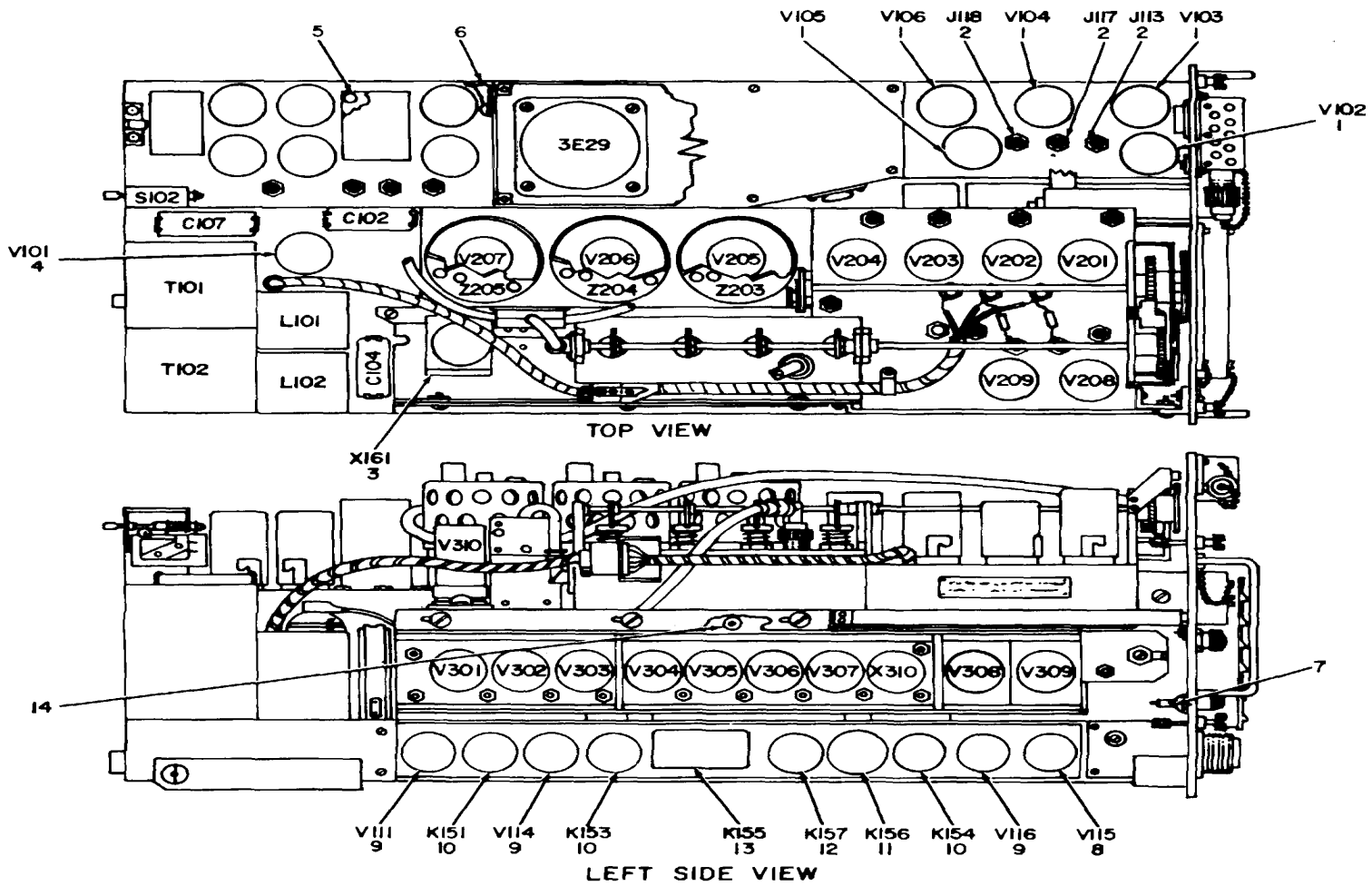


Figure 3 Receiver-Transmitter, Radio RT-211A/TPX and RT-264D/UPX-6 and Receiver-Transmitter,

EL5SN008

Figure 3. Receiver-Transmitter, Radio RT-211A/TPX and RT-264D/UPX-6 and Receiver-Transmitter, Radar RT-820/TPX-44, Main Chassis Assembly, Additional Components (Sheet 1 of 2).

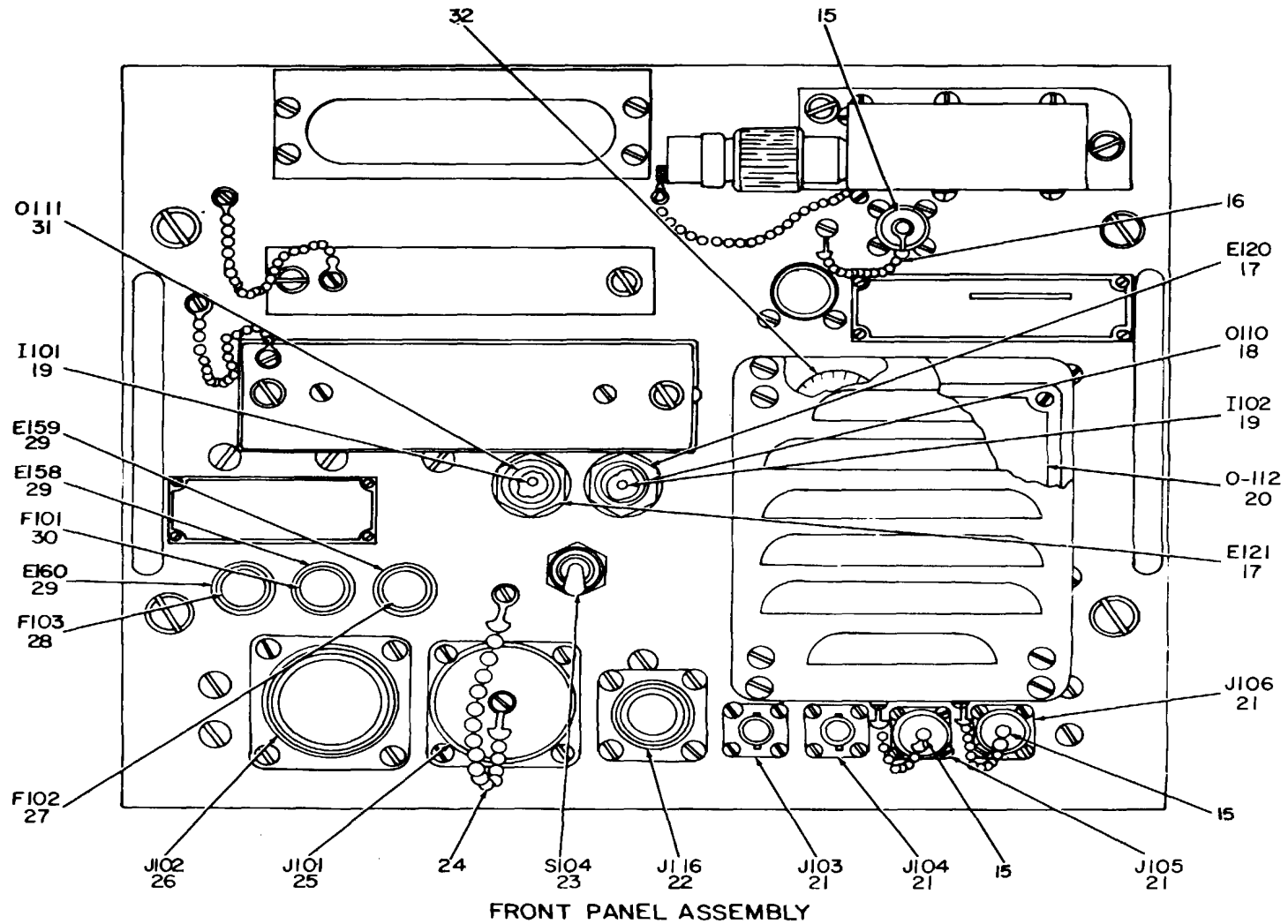


Figure 3. Receiver-Transmitters, Radio RT-211-A/TPX and RT-264D/UPX-6 and Receiver-Transmitter, Radar RT-820/TPX-44, Main Chassis Assembly, Additional Components (Sheet 2 of 2).

SECTION II
SECTION II

(1) ILLUSTRATION		(2)	(3)	(4)	(5)	(6)	(7)	(8)
(a) FIG NO.	(b) ITEM NO.	SMR CODE	NATIONAL STOCK NUMBER	PART NUMBER	FSCM	DESCRIPTION <i>USABLE ON CODE</i>	U/M	QTY INC IN UNIT
3	1	PADZZ	5960-00-272-9182	6X4WA	81349	ELECTRON TUBE	EA	5
3	4	PAOZZ	5960-00-114-4849	2X2A	81349	ELECTRON TUBE	EA	1
3	8	PAOZZ	5960-00-166-7663	12AU7	81349	ELECTRON TUBE	EA	1
3	9	PAOZZ	5960-00-108-0263	6D4	81349	ELECTRON TUBE	EA	3
3	10	PAOZZ	5945-00-259-1198	SM1112-3	77342	RELAY, ARMATURE	EA	3
3	11	PAOZZ	5945-00-636-5388	AMB78491	80063	RELAY, ELECTROMAGNET	EA	1
3	12	PAOZZ	5945-00-642-5318	115N060T	70563	RELAY, THERMAL	EA	1
3	15	PAOZZ		HKP-R	71400	CAP, ELECTRICAL	EA	3
3	17	PAOZZ	6240-00-155-8706	MS15571-2	96906	LAMP, INCANDESCENT	EA	2
3	18	PAOZZ	6210-00-299-3893	203-0112-200	72619	LENS, INDICATOR GRN	EA	/
3	20	PAOZZ	4130-00-174-0011	SMB78478	80063	FILTER ELEMENT, AIR	EA	1
3	27	PAOZZ	5920-00-518-1790	F02A250V3/8A	81349	FUSE, CARTRIDGE	EA	1
3	28	PAOZZ	5920-00-474-5743	F02G3R00A	81349	FUSE, CARTRIDGE	EA	1
3	30	PAOZZ	5920-00-227-6179	F02D1R508	81349	FUSE, CARTRIDGE	EA	1
3	31	PAOZZ	6210-00-643-0683	203-0111-200	72619	LENS, INDICATOR RED	EA	1
					13/(14 blank)			

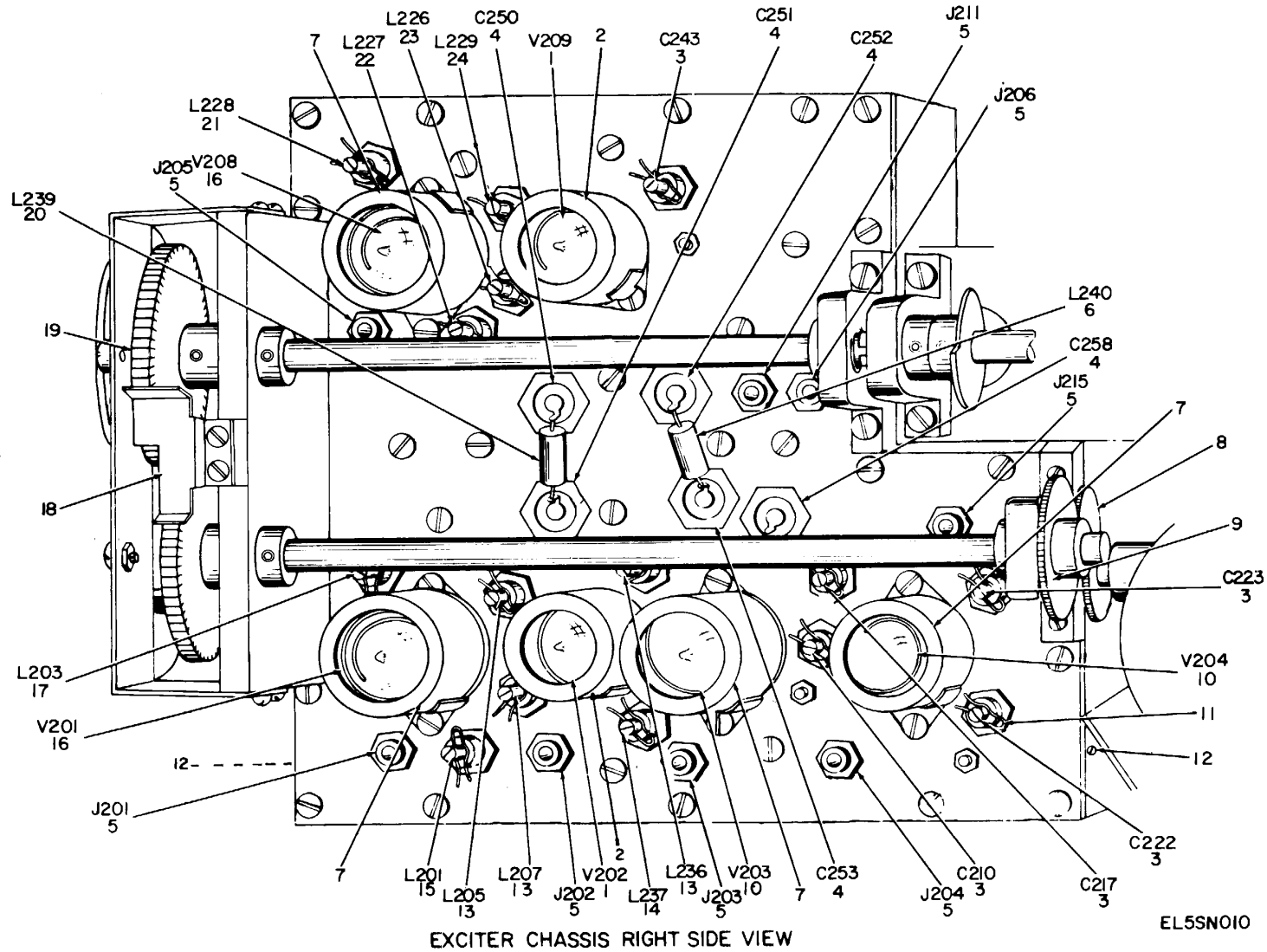
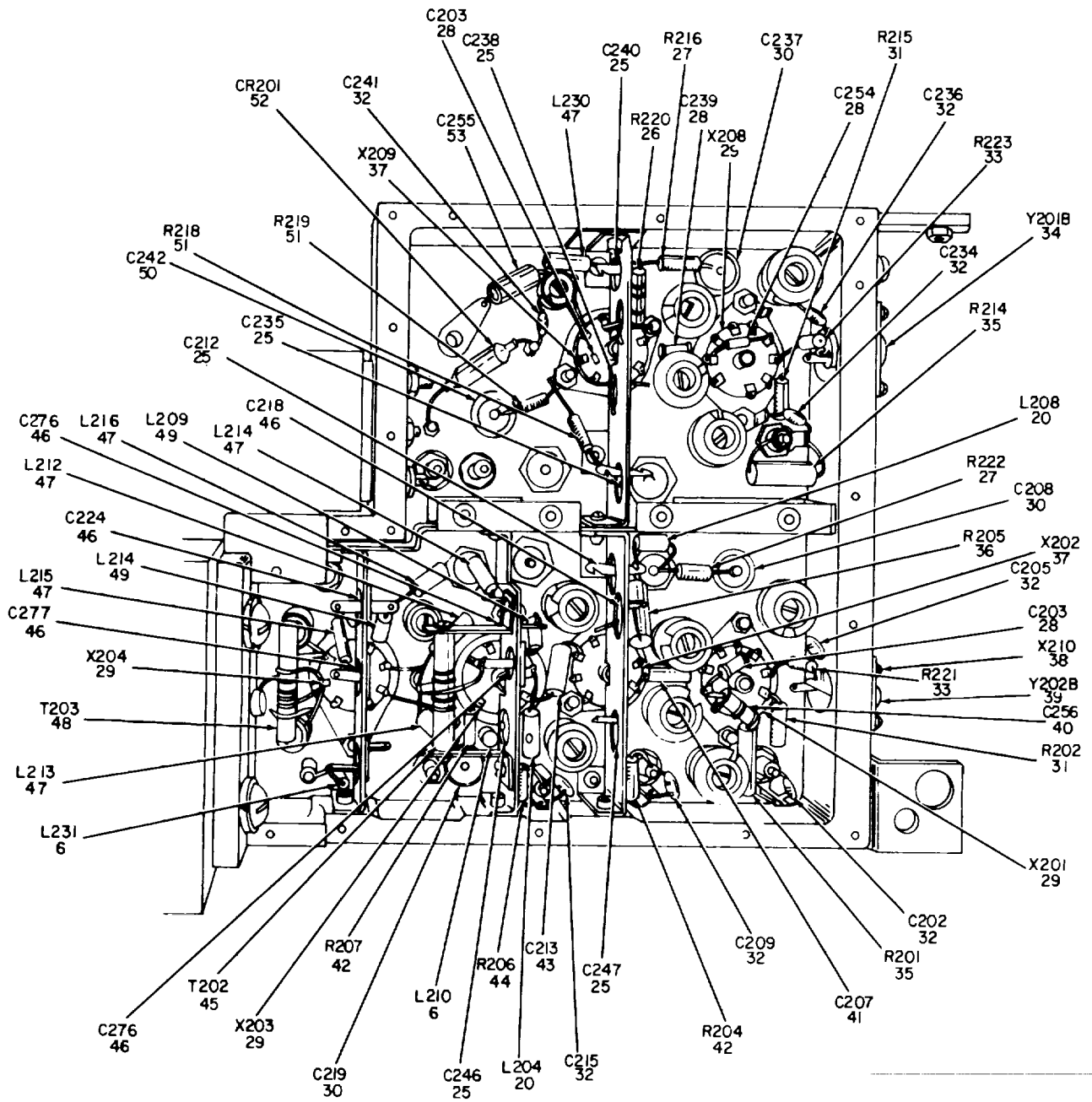


Figure 4. Frequency Converter Transmitter Subassembly MX-1376A/UPX-6 (Sheet 1 of 2).



EXCITER CHASSIS,BOTTOM VIEW

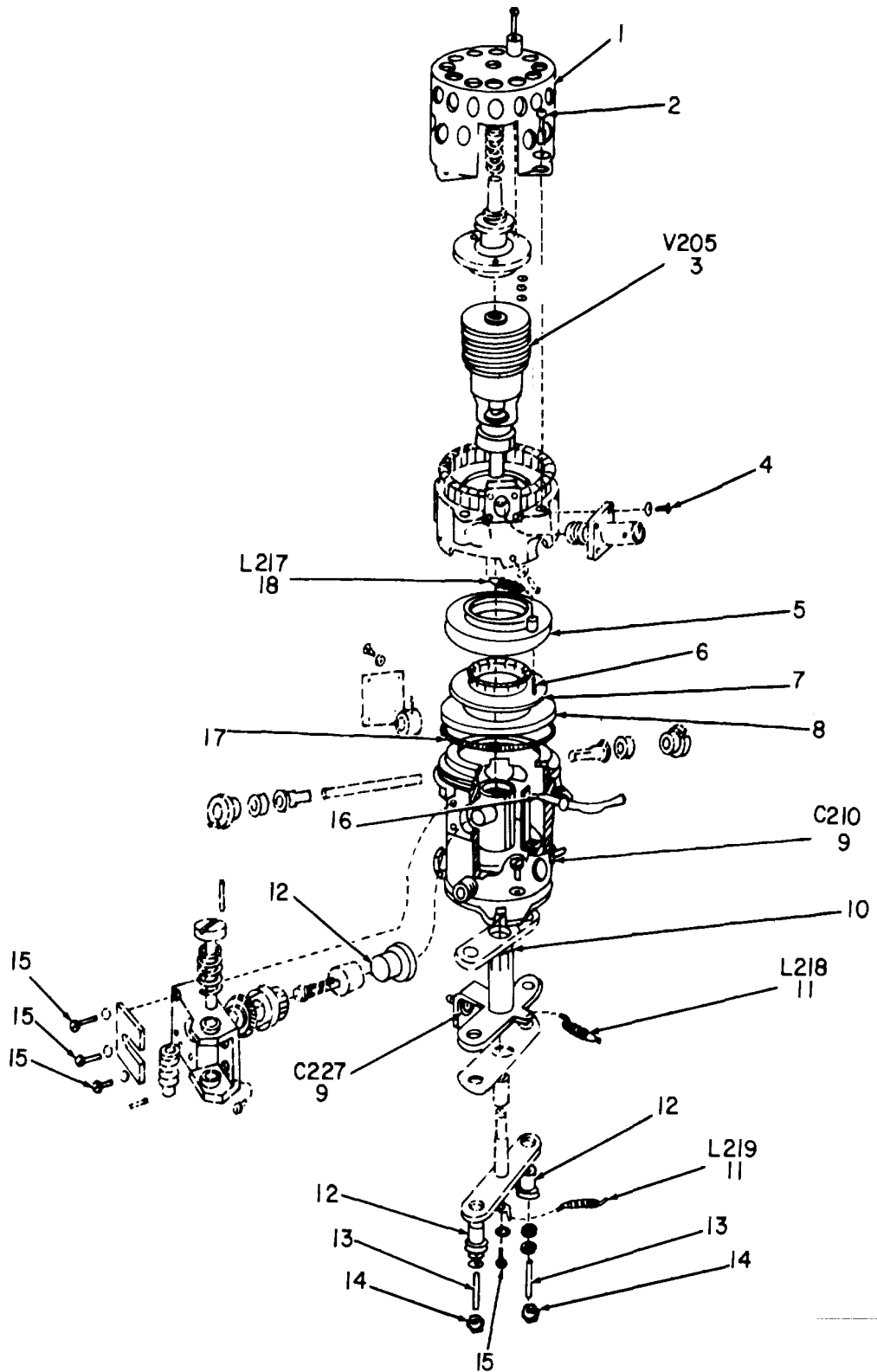
EL55N011

Figure 4. Frequency Converter Transmitter Subassembly MX-1376A/UPX-6 (Sheet 2 of 2).

SECTION II

TM 11-5805-358-24P

(1) ILLUSTRATION		(2)	(3)	(4)	(5)	(6)	(7)	(8)
(a) FIG NO.	(b) ITEM NO.	SMR CODE	NATIONAL STOCK NUMBER	PART NUMBER	FSCM	DESCRIPTION <i>USABLE ON CODE</i>	U/M	QTY INC IN UNIT
						GROUP 01 FREQUENCY CONVERTER TRANSMITTER SUBASSEMBLY MX-1376A/UPX-6		
4	2	PAOZZ	5960-00-858-5172	M2425L-6-1	81349	INSERT,ELECTRON TUBE.....	EA	2
4	7	PAOZZ	5960-00-264-3004	,TS103U02	81349	SHIELD,ELECTRON TUBE.....	EA	4
4	34	PAOZZ	5955-00-644-3636	R23Ui6-825KC	81349	CRYSTAL UNIT..... 5LT	EA	1
4	34	XDOZZ		CR23U38- 14815MHZ	81349	CRYSTAL UNIT..... 5LS,5LU	EA	1
4	38	PAOZZ	5935-00-256-8693	MS35094-1	96906	SOCKET,PLUG-IN ELEC.....	EA	1
4	39	PAOZZ	5955-00-889-4032	CR-52A/U42. 962960MHZ	81349	CRYSTAL UNIT..... 5LS,SL	EA	1
4	39	PAOZZ	5955-00-059-3906	CR-52A/U49. 850000MHZ	81349	CRYSTAL UNIT..... 5LT	EA	1



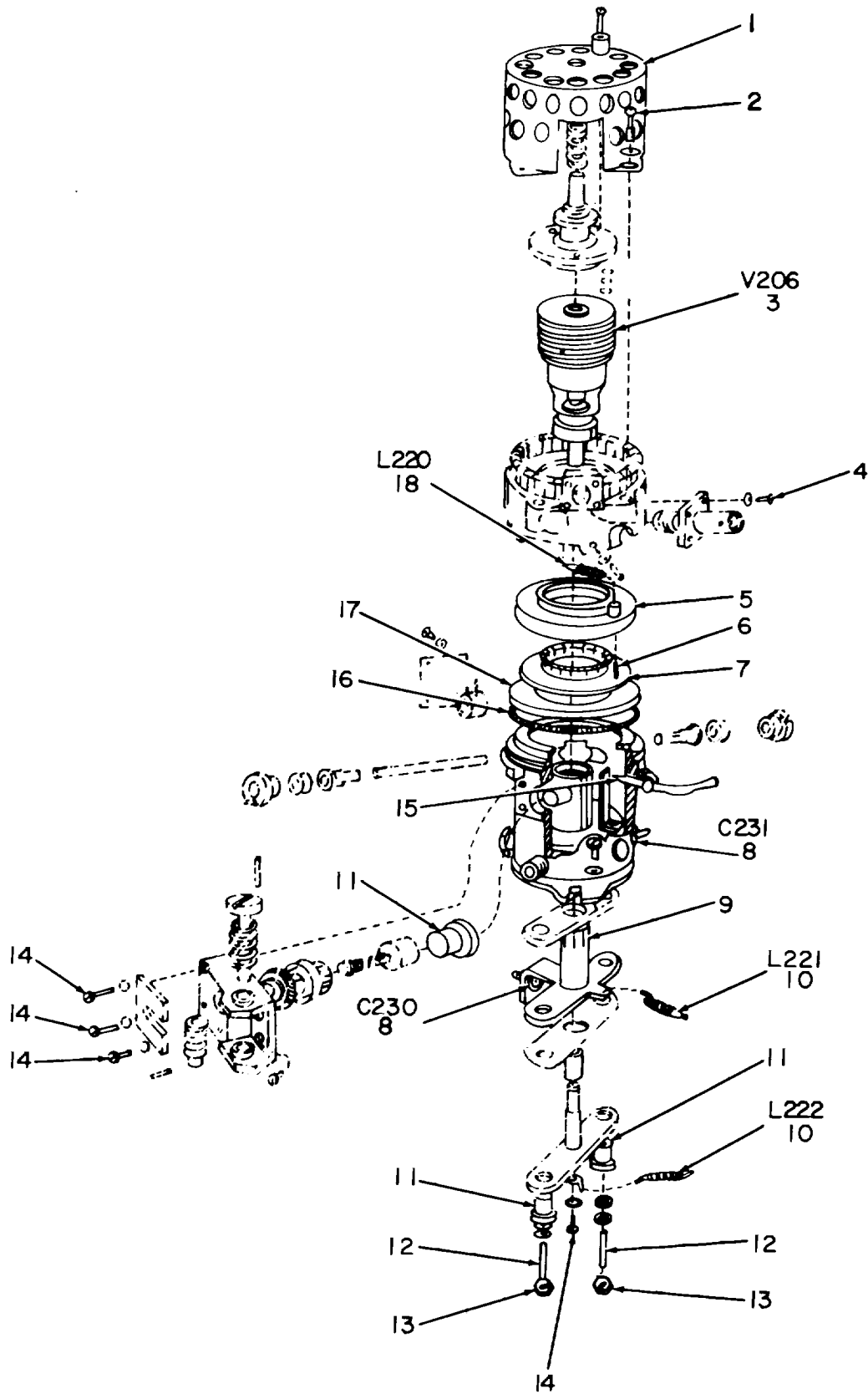
EL5SN014

Figure 5. Cavity, Tuned (SMD78824)

SECTION II

SECTION IITM 11-5805-358-24P

(1) ILLUSTRATION		(2)	(3)	(4)	(5)	(6)	(7)	(8)
(a) FIG NO.	(b) ITEM NO.	SMR CODE	NATIONAL STOCK NUMBER	PART NUMBER	FSCM	DESCRIPTION <i>USABLE ON CODE</i>	U/M	QTY INC IN UNIT
5	1	PAOZZ	5840-00-395-9020	C460-712	55631	SHIELD, ELCTRN TUBE	EA	1
5	3	PAOZZ	5960-00-542-7068	2C41	81349	ELECTRON TUBE	EA	1
					19			



EL5SN015

Figure 6. Cavity, Tuned (SMD78825).

SECTION II

(1) ILLUSTRATION		(2)	(3)	(4)	(5)	(6)	(7)	(8)
(a) FIG NO.	(b) ITEM NO.	SMR CODE	NATIONAL STOCK NUMBER	PART NUMBER	FSCM	DESCRIPTION <i>USABLE ON CODE</i>	U/M	QTY INC IN UNIT
6	1	PAOZZ	5840-00-395-9020	C460-712	55631	GROUP 0102 CAVITY,TUNED SMD78825	EA	1
6	3	PAOZZ	5960-00-542-7068	2C41	81349	SHIELD,ELCTR N TUBE ELECTRON TUBE	EA	1
					21			

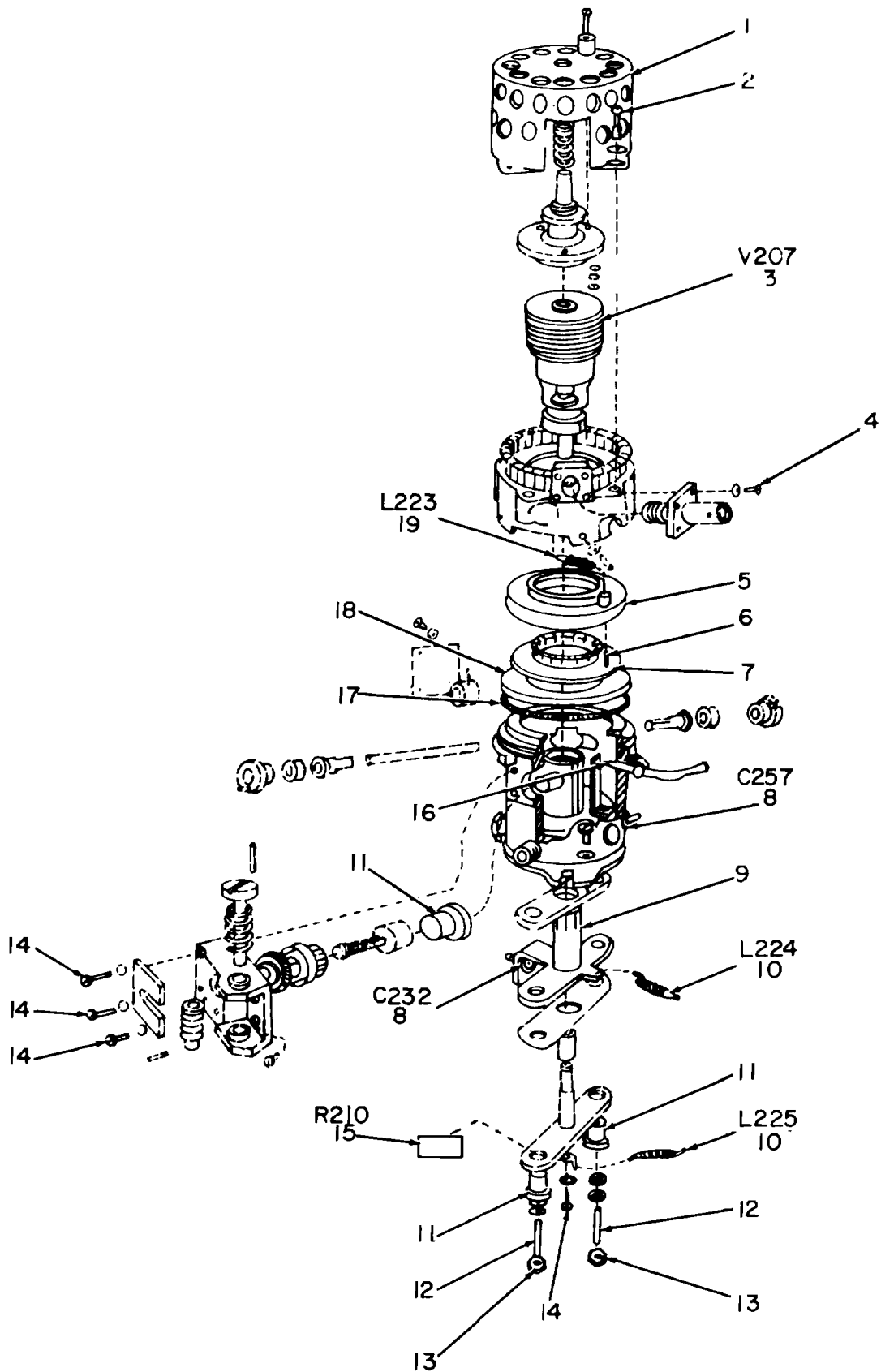
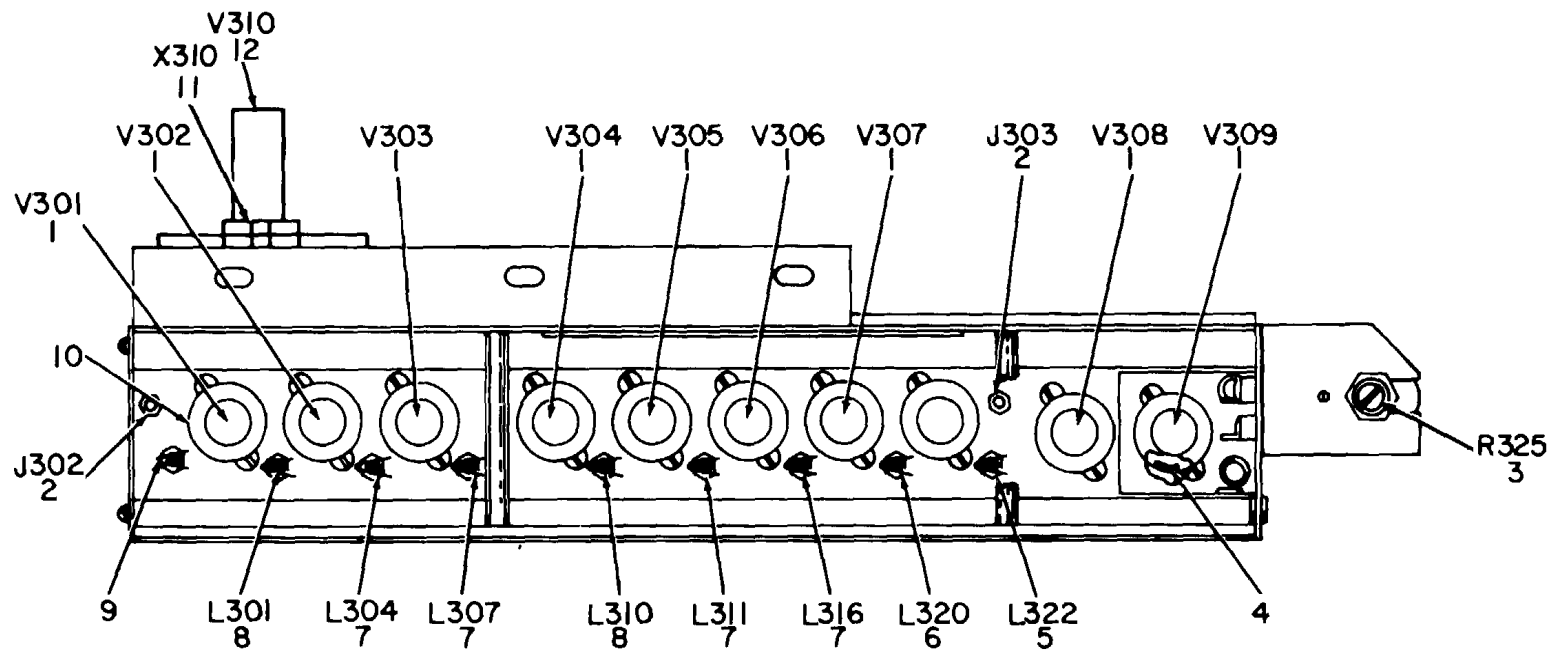


Figure 7. Cavity, Tuned (SMD78826).

EL5SN016

SECTION II

(1) ILLUSTRATION		(2)	(3)	(4)	(5)	(6)	(7)	(8)
(a) FIG NO.	(b) ITEM NO.	SMR CODE	NATIONAL STOCK NUMBER	PART NUMBER	FSCM	DESCRIPTION <i>USABLE ON CODE</i>	U/M	QTY INC IN UNIT
7	1	PAOZZ	5840-00-395-9020	C460-712	55631	GROUP 0103 CAVITY,TUNED SMD78826	EA	3
7	3	PAOZZ	5960-00-542-7068	2C41	81349	SHIELD, ELCTR N TUBE ELECTRON TUBE	EA	1



LEFT SIDE VIEW

EL5SN017

Figure 8. Amplifier, IF AM-761/TPX and AM-761A/TPX and AM-761B/TPX.

SECTION II

TM 11-5805-358-24P

(1) ILLUSTRATION		(2)	(3)	(4)	(5)	(6)	(7)	(8)
(a) FIG NO.	(b) ITEM NO.	SMR CODE	NATIONAL STOCK NUMBER	PART NUMBER	FSCM	DESCRIPTION <i>USABLE ON CODE</i>	U/M	QTY INC IN UNIT
8	1	PAOZZ	5960-00-262-1357	5654/6AK5W	81349	GROUP 02 A4PLIFIER,IF AM-761/TPX ANO		
8	12	PACZZ	5960-00-879-5078	6AL5W6097	81349	4M-761A/TPX AND AM-761L/TPx ELECTRON TUBE ELECTRON TUBE	EA EA	9 1
					25			

SECTION IV NATIONAL STOCK NUMBER AND PART NUMBER INDEX TM 11-5895-245-20P

NOTE: LATEST NATIONAL STOCK NUMBER AND PART NUMBER ASSIGNMENTS ARE INCLUDED AT END OF INDEX

STOCK NUMBER	FIGURE NO.	ITEM NO.	STOCK NUMBER	FIGURE NO.	ITEM NO.
5960-00-108-0263	3	9	5960-00-272-9182	3	1
5960-00-114-3834	2	20	5960-00-284-9285	2	2
5960-00-114-4849	3	4	5920-00-474-5743	3	28
6240-00-155-8706	3	17	5960-00-542-7068	5	3
5960-00-166-7663	3	8	5960-00-542-7068	6	3
4130-00-174-0011	3	20	5945-00-636-5388	3	11
5960-00-262-0167	2	8	5945-00-642-5318	3	12
5960-00-262-1357	8	1	5920-00-752-2627	3	30
5960-00-264-3004	2	19	5960-00-264-3004	4	7

PART NUMBER	FSCM	FIG. NO.	ITEM NO.	PART NUMBER	FSCM	FIG. NO.	ITEM NO.
CR23U38-14815MHZ	81349	4	34	TS103U02	81349	4	7
				115N060T	70563	3	12
FO2G3ROOA	81349	3	28	12AT7WA	81349	2	8
HKP-R	71400	3	15	12AU7	81349	3	8
MS15571-2	96906	3	17	2C41	81349	5	3
MS35094-1	96906	4	38	2C41	81349	6	3
SMB78478	80063	3	20	2X2A	81349	3	4
SMB78491	80063	3	11	3E29	81349	2	20
5654/6AK5W	81349	8	1	5727/2D21W	81349	2	2
TS102U03	81349	2	14	604	81349	3	9
TS103U02	81349	2	19	6X4WA	81349	3	1

LATEST NATIONAL STOCK NUMBER AND PART NUMBER ASSIGNMENTS

STOCK NUMBER	FIGURE NO.	ITEM NO.	STOCK NUMBER	FIGURE NO.	ITEM NO.
5955-00-059-3906	4	39	5960-00-542-7068	7	3
5935-00-256-8693	4	38	5960-00-543-0219	2	9
5945-00-259-1198	3	10	6210-00-643-0683	3	31
5920-00-296-0679	1	14	5955-00-644-3636	4	34
6210-00-299-3893	3	18	5960-00-729-8150	2	14
5840-00-395-9020	5	1	5960-00-879-5078	2	4
5840-00-395-9020	6	1	5960-00-879-5078	8	12
5920-00-518-1790	3	27	5955-00-689-4032	4	39

PART NUMBER	FSCM	FIG. NO.	ITEM NO.	PART NUMBER	FSCM	FIG. NO.	ITEM NO.
CR-52A/U42.962960MHZ	81349	4	39	SM1112-3	77342	3	10
CR-52A/U49.850000MHZ	81349	4	39	2C41	81349	7	3
CR23U16-825KC	81349	4	34	203-0111-200	72619	3	31
C460-712	55631	5	1	203-0112-200	72619	3	18
C460-712	55631	6	1	6AL5W6097	81349	2	4
C460-712	55631	7	1	6AL5W6097	81349	8	12
F02A250V3/8A	81349	3	27	6ANSWA	81349	2	9
F03A250V5A	77342	3	10				

ADDITIONAL LATEST NATIONAL STOCK NUMBER ASSIGNMENTS

STOCK NUMBER	FIG. NO.	ITEM NO.
5920-00-227-6179	3	30
5840-00-395-9020	7	1
5960-00-858-5172	2	18
5960-00-858-5172	4	2

ADDITIONAL LATEST PART NUMBER ASSIGNMENTS

PART NUMBER	FSCM	FIG. NO.	ITEM NO.
FO2DIR5OB	81349	3	30
M24251-6-1	81349	2	18
M24251-6-1	81349	4	2

By Order of the Secretary of the Army:

E. C. MEYER
General, United States Army
Chief of Staff

Official:

J. C. PENNINGTON
Major General, United States Army
The Adjutant General

Distribution:

To be distributed in accordance with DA Form 12-32, Organizational Maintenance requirements for the HAWK and NIKE HERCULES IMPROVED SYSTEMS.

* U.S. GOVERNMENT PRINTING OFFICE: 1981-703-029/1071

RECOMMENDED CHANGES TO EQUIPMENT TECHNICAL PUBLICATIONS



THEN... JOT DOWN THE DOPE ABOUT IT ON THIS FORM. CAREFULLY TEAR IT OUT, FOLD IT AND DROP IT IN THE MAIL!

SOMETHING WRONG WITH THIS PUBLICATION?

FROM: (PRINT YOUR UNIT'S COMPLETE ADDRESS)

DATE SENT

PUBLICATION NUMBER

TM 11-5825-270-10

PUBLICATION DATE

23 Jul 81

PUBLICATION TITLE

Radio Frequency R-2176/FRN

BE EXACT... PIN-POINT WHERE IT IS

PAGE NO.

PARA-GRAPH

FIGURE NO.

TABLE NO.

IN THIS SPACE TELL WHAT IS WRONG AND WHAT SHOULD BE DONE ABOUT IT:

TEAR ALONG PREPARED LINE

PRINTED NAME, GRADE OR TITLE, AND TELEPHONE NUMBER

SIGN HERE:

DA FORM 2028-2
JUL 79

PREVIOUS EDITIONS ARE OBSOLETE.

P.S.—IF YOUR OUTFIT WANTS TO KNOW ABOUT YOUR RECOMMENDATION MAKE A CARBON COPY OF THIS AND GIVE IT TO YOUR HEADQUARTERS.

This fine document...

Was brought to you by me:



[Liberated Manuals -- free army and government manuals](#)

Why do I do it? I am tired of sleazy CD-ROM sellers, who take publicly available information, slap “watermarks” and other junk on it, and sell it. Those masters of search engine manipulation make sure that their sites that sell free information, come up first in search engines. They did not create it... They did not even scan it... Why should they get your money? Why are not letting you give those free manuals to your friends?

I am setting this document FREE. This document was made by the US Government and is NOT protected by Copyright. Feel free to share, republish, sell and so on.

I am not asking you for donations, fees or handouts. If you can, please provide a link to liberatedmanuals.com, so that free manuals come up first in search engines:

<A HREF=<http://www.liberatedmanuals.com/>>Free Military and Government Manuals

- Sincerely
Igor Chudov
<http://igor.chudov.com/>
- [Chicago Machinery Movers](#)