

DEPARTMENT OF THE ARMY TECHNICAL MANUAL

ORGANIZATIONAL MAINTENANCE REPAIR  
PARTS AND SPECIAL TOOLS LIST  
FOR  
COMMUNICATION CONTROL SET AN/FSW-8(V)  
(NSN 5895-00-069-8802)

Headquarters, Department of the Army, Washington, DC  
23 April 1975

Current as of 24 October 1974

Table of Contents

	Page	Illus Figure
SECTION I.	Introduction.....	1
II.	Repair Parts List.....	5
Group 0101	Electrical equipment cabinet CY-3020/FSW-8	
	Power control panel.....	8 4
	Desk lamp assembly, loudspeaker and indicator panel .....	9 7
0102	Control-Monitor C-3445/FSW-8.....	10 9
0103	Telephone Terminal TA-406/FSW-8 .....	11 11
0107	Power Supply PP-2803/FSW-8, lower section .....	12 19
0201	Electrical Equipment Cabinet CY-2940/FSW-8	
	Power control panel.....	13 25
	Desk lamp assembly .....	14 27
	Wind speed and direction indicator panel .....	15 28
	Indicator, digital display .....	30 30
0301	Electrical Equipment Cabinet CY-3019/FSW-8.....	17 32
	Loudspeaker and indicator panel .....	18 33
	Miscellaneous control panel .....	19 34
0302	Control Monitor C3434/FSW-8 .....	20 35
0303	Power Supply Drawer	
	Power Supply PP-2795/FSW-8 .....	21 37
05	Field Status Indicator ID-877/FSW-8.....	22 43
S6SECTION III.	Special Tools List (Not applicable)	
IV.	Federal Stock Number and Part Number Index .....	7

SECTION I  
INTRODUCTION

1. **Scope** This manual lists repair parts required for performance of organizational maintenance of the AN/FSW-8(V).

2. **General** This Repair Parts List is divided into the following sections:

a. Section IH. Repair Parts List. A list of repair

parts authorized for use in the performance of maintenance. The list also includes parts which must be removed for replacement of the authorized parts. Parts lists are composed of functional groups in ascending numerical sequence, with the parts in each group listed in figure and item number sequence.

b. Section III. Special Tools List. Not applicable.

c. Section IV. Federal Stock Number and Part

\*This manual supersedes TM 11-5895-241-20P, 24 June 1969.

Number Index. A list, in ascending numerical sequence, of all Federal stock numbers appearing in the listings, followed by a list, in alphanumeric sequence, of all part numbers appearing in the listings, Federal stock number and part numbers are cross-referenced to each illustration figure and item number appearance.

### 3. Explanation of Columns

The following provides an explanation of columns found in the tabular listings:

a. Illustration. This column is divided as follows:

(1) Figure number. Indicates the figure number of the illustration in which the item is shown.

(2) Item number. The number used to identify each item called out in the illustration.

b. Source, Maintenance and Recoverability Codes (SMR).

(1) Source Code. Source codes are assigned to support items to indicate the manner of acquiring support items for maintenance, repair, or overhaul of end items. Source codes are entered in the first and second positions of the Uniform SMR Code format as follows:

Code	Definition
PA --	Item procured and stocked for anticipated or known usage.

XD --	A support item that is not stocked. When required, item will be procured through normal supply channels.
-------	--

#### NOTE

Cannibalization or salvage may be used as a source of supply for any items source coded above except those coded XA, XD, and aircraft support items as restricted by AR 700-42.

(2) Maintenance code. Maintenance codes are assigned to indicate the levels of maintenance authorized to USE and REPAIR support items. The maintenance codes are entered in the third and fourth positions of the Uniform SMR Code format as follows: (a) The maintenance code entered in the third position will indicate the lowest maintenance level authorized to remove, replace, and use the support item. The maintenance code entered in the fourth position will indicate one of the following levels of maintenance:

Code	Application/Explanation
0 -	Support item is removed, replaced, used at the organizational level.

#### NOTE

Codes "I" and "F" will be considered the same by direct support units.

(b) The maintenance code entered in the

fourth position indicates whether the item is to be repaired and identifies the lowest maintenance level with the capability to perform complete repair (i.e., all authorized maintenance functions). This position will contain one of the following maintenance codes:

Code	Application/Explanation
Z -	Nonreparable. No repair is authorized.

(3) Recoverability code. Recoverability codes are assigned to support items to indicate the disposition action on unserviceable items. The recoverability code is entered in the fifth position of the Uniform SMR Code format as follows:

Recoverability	Code Definition
Z -	Nonreparable item. When unserviceable, condemn and dispose at the level indicated in position 3.

c. Federal Stock Number. Indicates the Federal stock number assigned to the item.

#### NOTE

For requisitioning purposes, the Federal stock number must be converted to the National stock number by adding "-00" after the Federal stock classification (FSC) code (first four digits). For example, FSN 6625-553-0142 converts to NSN 662500553-0142.

d. Part Number. Indicates the primary number used by the manufacturer (individual, company, firm, corporation, or Government activity), which controls the design and characteristics of the item by means of its engineering drawings, specifications standards, and inspection requirements, to identify an item or range of items.

#### NOTE

When a stock-numbered item is requisitioned, the repair part received may have a different part number than the part being replaced.

e. Federal Supply Code for Manufacturer (FSCM). The FSCM is a 5-digit numeric code listed in SB 7084.2 which is used to identify the manufacturer, distributor, or Government agency, etc.

f. Description. Indicates the Federal item name and, if required, a minimum description to identify the item. Items that are included in kits and sets are listed below the name of the kit or set with the quantity of each item in the kit or set indicated in the quantity incorporated in unit column. When the part to be used differs between serial numbers of the same model, the effective serial numbers are shown as the last line of the description.

g. Unit of Measure (U/M). Indicates the standard of the basic quantity of the listed item as used in performing the actual maintenance function. This

measure is expressed by a two-character alphabetical abbreviation (e.g., ea, in, pr, etc.). When the unit of measure differs from the unit of issue, the lowest unit of issue that will satisfy the required units of measure will be requisitioned.

h. Quantity Incorporated in Unit. Indicates the quantity of the item used in the breakout shown on the illustration figure, which is prepared for a functional group, subfunctional group, or an assembly. A "V" appearing in this column in lieu of a quantity indicates that no specific quantity is applicable, (e.g., shims, spacers, etc.).

#### **4. Special Information**

a. The following publication pertains to the AN/FSW-8(V) and its components: TM 11-5895241-12 Operator's and Organizational Maintenance Manual: Communications Control Set AN/FSW-8(V).

b. The illustrations in this manual are identical to those published in TM 11-5895241-34P. Only those parts assigned the third position SMR maintenance code "C" or "O" are listed in the tabular listing, therefore, there may be a break in the item number sequence. Only illustrations containing organizational authorized items appear in this manual.

#### **5. How to Locate Repair Parts**

a. When Federal Stock Number or Part Number is Unknown:

(1) First. Using the table of contents, determine the functional group or subgroup within which the repair part belongs. This is necessary since illustrations are prepared for functional groups or sub

groups, and listings are divided into the same groups.

(2) Second. Find the illustration covering the functional group or subgroup to which the repair part belongs.

(3) Third. Identify the repair part on the illustration and note the illustration figure and item number of the repair part.

(4) Fourth. Using the Repair Parts Listing, find the figure and item number noted on the illustration.

b. When Federal Stock Number or Part Number is Known.

(1) First. Using the Index of Federal Stock Numbers and Part Numbers, find the pertinent Federal stock number or part number. This index is in ascending FSN sequence, followed by a list of part numbers in ascending alphanumeric sequence, cross-referenced to the illustration figure number and item number.

(2) Second. After finding the figure and item number, locate the figure and item number in the repair parts list.

#### **6. Abbreviations Not applicable.**

**7. Recommendation for Equipment Publications Improvement** The reporting of errors, omissions, and recommendations for improving this publication by the individual user is encouraged. Reports should be submitted on DA Form 2028 (Recommended Changes to Publications and Blank Forms) and forwarded direct to Commander, US Army Electronics Command, ATTN: AMSEL-MA-Q, Fort Monmouth, NJ 07703.

(Next printed page is 5.)

## REPAIR PARTS LIST

### SECTION II

(1) ILLUSTRATION		(2)	(3)	(4)	(5)	(6) DESCRIPTION	(7)	(8)
(a) FIG NO.	(b) ITEM NO.	SMR CODE	FEDERAL STOCK NUMBER	PART NUMBER	FSCM	USABLE ON CODE	U/M	QTY INC IN UNIT
						GROUP: 0101 ELECTRICAL EQUIPMENT CABINET CY-3020/FSW-8		
4	1	PAOZZ	6210-826-7447	71SB111-	72619	LENS, INDICATOR LIGHT, RED .....	EA	1
4	2	PAOZZ	6240-143-3060	M S15567-1	96906	LAMP, INCANDESCENT .....	EA	1
4	24	PAOZZ	5920-244-5150	9435-1/2	71400	CAP, FUSE HOLDER .....	EA	2
4	25	PAOZZ	5920-050-4953	FO2G1R50A	81349	FUSE, CARTRIDGE (F1002) 1.5 AP .....	EA	1
4	26	PAOZZ	5920-280-8342	F02G1ROOA	81349	FUSE, CARTRIDGE (F1001) 1 AMP .....	EA	1
7	5	PAOZZ	6240-143-3060	GE15T7/DC	2445	LAMP, INCANDESCENT, BAYONET BASE, 115V-15W	EA	1
7	41	PAOZZ	6240-143-3060	MS15567-1	96906	LAMP, INCANDESCENT .....	EA	3
						GROUP: 0102 CGNTROL-MONITOR C-3445/FSW-8		
9	4	XDOZZ		C350-8-1-1	98008	LENS, INDICATOR LIGHT, AMBER .....	EA	10
9	5	PAOZZ	6240-155-8683	49	08108	LAMP, INCANDESCENT .....	EA	10
9	37	XDOZZ		C3503-7-2-1	98008	LENS, INDICATOR, LIGHT .....	EA	10
9	40	PAOZZ	6240-153-6515	MS15609-6	96906	LAUP, INCANDESCENT .....	EA	10
						GROUP: 0103 TELEPHONE TERMINAL TA-406/FSW-8		
11	2	PAOZZ	6210-486-8069	33-112	72619	LENS, INDICATOR LIGHT, GREEN .....	EA	10
11	3	PAOZZ	6240-153-6515	US15609-6	96906	LAMP, INCANDESCENT, SIGNAL .....	EA	10
						GROUP: 0107 POWER SUPPLY PP-2803/FSW-8 LOWER SECTION		
19	71	PAOZZ	5920-283-7178	342003-3A-2	75915	CAP, FUSE HOLDER .....	EA	2
19	72	PAOZZ	5920-519-7733	FO3G1SROOA	81349	FUSE, CARTRIDGE 8 AMP .....	EA	1
19	76	PAOZZ	5920-752-2627	F02DIR50B	81349	FUSE, CARTRIDGE 1 1/2 AP .....	EA	1
						GROUP: 0201 ELECTRICAL EQUIPMENT CABINET		
25	1	PADZZ	6210-626-7447	CY-2940/FSW-8 71SB-111	72619	LENS, INDICATOR, LIGHT, RED .....	EA	1
25	2	PAOZZ	6240-143-3060	YS15567-1	96906	LAMP, INCANDESCENT .....	EA	1
27	7	PAOZZ	6240-617-1717	US15617	96906	LAMP, INCANDESCENT .....	EA	1
28	2	PAOZZ	5920-244-5150	9435-1/2	71400	CAP, ELECTRICAL .....	EA	1
28	3	PAOZZ	5920-280-8344	FP2A250V-2A	81349	FUSE, CARTRIDGE 2 AMP .....	EA	1
30	1	PAOZZ	6240-143-3049	US15579-4	96906	LAIP, INCANDESCENT .....	EA	1
30	3	PAOZZ	5920-228-7882	F02G2ROOB	81349	FUSE, CARTRIDGE 2 AMP .....	EA	1
30	11	PAOZZ	6240-057-2887	US15571-1	96906	LAMP, INCANDESCENT .....	EA	4
30	12	PAOZZ	6210-188-8778	95-937	72619	LENS, INDICAPOR LIGHT CLEAR .....	EA	4
						GROUP: 0301 ELECTRICAL EQUIPMENT CABINET		
32	1	PAOZZ	6240-617-1717	CY-3019/FSW-8 '515617	96906	LAMP, INCANDESCENT .....	EA	1
33	32	PADZZ	6240-143-3060	us15567-1	96906	LAMP, INCANDESCENT .....	EA	3
34	7	PAOZZ	5820280-8342	FO2GIROOA	81349	FUSE, CARTRIDGE 1 AMP .....	EA	1
34	8	PAOZZ	5920-244-5150	9435-1/2	71400	CAP, ELECTRICAL .....	EA	1
34	10	PAOZZ	6240-143-3060	M515567-1	96906	LAMP, INCANDESCENT .....	EA	1
						GROUP: 0302 CONIROL MONITOR C-3434/FSW-8		
35	4	XDOZZ		C3503-8-1-1	98008	LENS, INDICATOR, LIGHT, AMBER .....	EA	10
35	5	PAOZZ	6240-155-8683	49	08108	LAMP, INCANDESCENT .....	EA	10
					<b>5</b>			

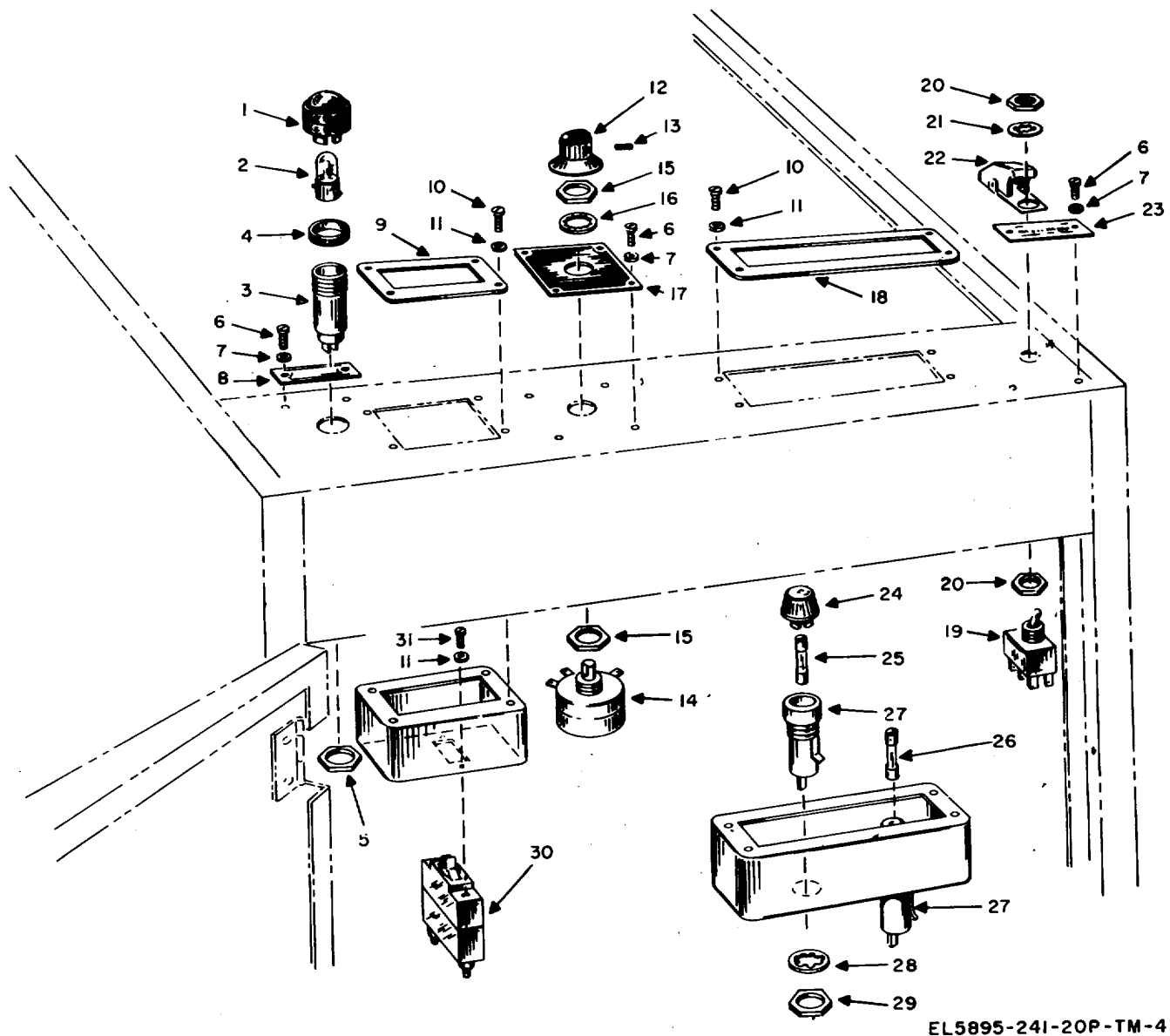
**SECTION II REPAIR PARTS LIST (CONTINUED)**

(1) ILLUSTRATION		(2)	(3)	(4)	(5)	(6)	(7)	(8)
(a) FIG NO.	(b) ITEM NO.	SMR CODE	FEDERAL STOCK NUMBER	PART NUMBER	FSCM	DESCRIPTION  USABLE ON CODE	U/M	QTY INC IN UNIT
35	37	XDGZZ		C3503-7-2-1	98008	..... LENS, INDICATOR LIGHT EA 10		
35	40	PAOZZ	6240-153-6515	MfS15609-6	96906	LRP, INCANDESCENT.....	EA	10
						GROUP: 0303POWER SUPPLY DRAWER		
37	55	PAOZZ	5920-244-5150	9435-1/2	71400	CAP, ELECTRICAL.....	EA	2
37	56			920-296-161		F02D2ROOB81349FUSE, CARTRIDGE 2 AMN.....	EA	1
37	56	PAOZZ	5920-296-4161					
37	60	PAOZZ	5920-284-9220	F2B250V-IA	81349	FUSE, CARTRIDGE 1 A/P.....	EA	1
						GROUP: 05 FIELD STATUS INDICATOR ID-877/FSW-8		
43	16	XDOZZ		40T8-115V	08108	LAMP, INCANDESCENT.....	EA	3
AMSEL MA FORM								
1 MAR 73 6196					<b>6</b>			

**FEDERAL STOCK NUMBER AND PART NUMBER INDEX  
SECTION IV.**

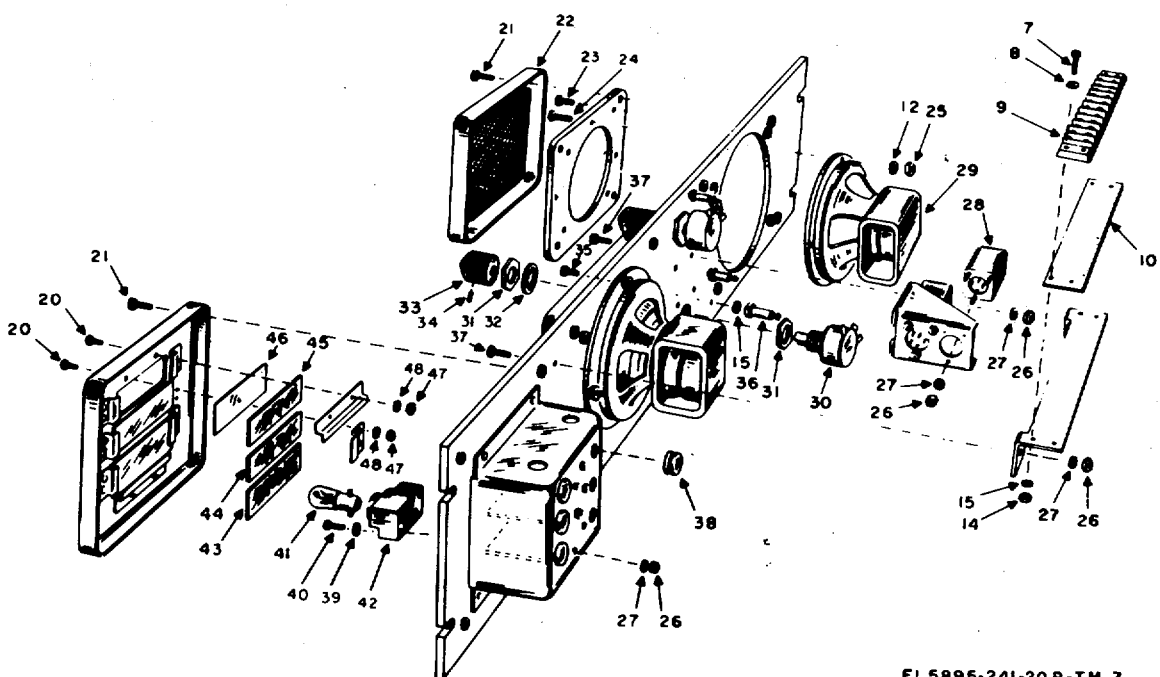
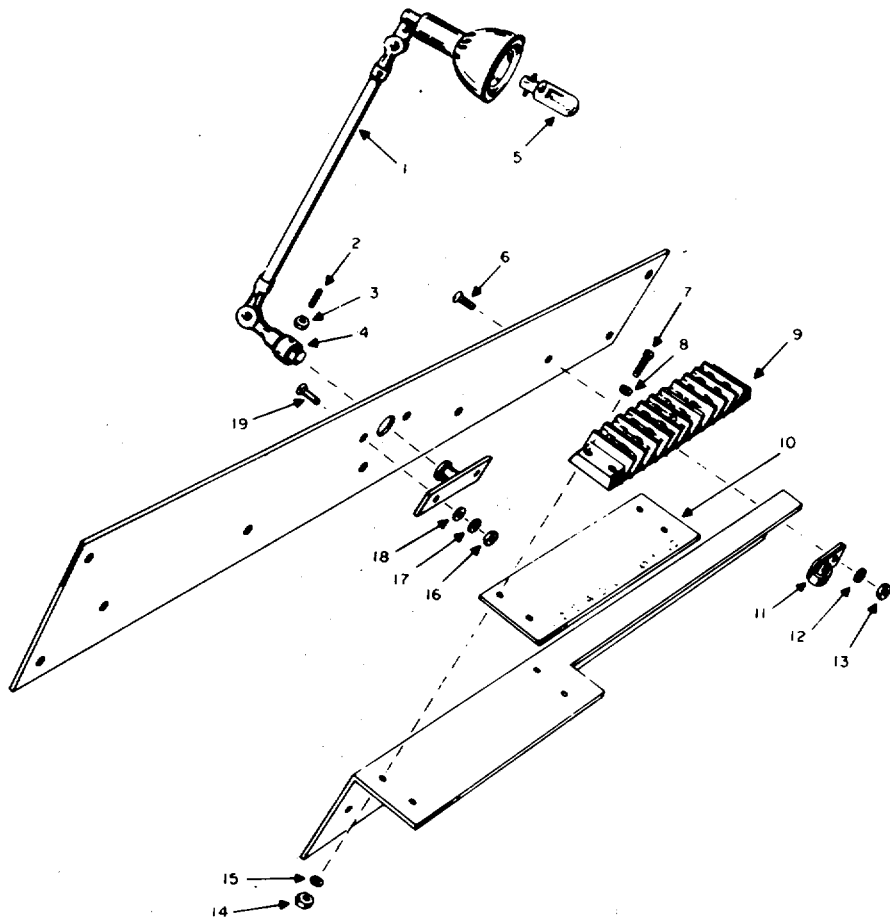
<b>STOCK NUMBER</b>	<b>FIG. NO.</b>	<b>ITEM NO.</b>	<b>STOCK NUMBER</b>	<b>FIG. NO.</b>	<b>ITEM NO.</b>
5820o-280-8342	34	7	6210-826-7447	25	1
5920-050-4953	4	25	62L0-057-2887	30	11
5920-228-7882	30	3	6240-143-3049	30	1
5920-244-5150	4	24	6240-*3-3060	4	2
5920-244-51'0	28	2	6240-143-3060	7	41
5920-244-5150	34	8	624o0-143-3060	25	2
5920-244-5150	37	55	6240-143-3060	33	32
5920-,80-8 342	4	26	624o0-143-3060	-34	10
5920-280-8344	28	3	6240-143-3084	7	5
5920-283-7178	19	71	6240-153-6515	9	14
5920-284-9220	37	60	6240-153-6515	11	3
5920-296-4161	37	56	6240-153-6515	35	40
5920-519_7733	19	72	6240-155-8683	9	5
5920-752-2627	19	76	6240-155-8683	35	5
r					
6210-188-8778	30	12	6240-617-1717	27	7
6210-486-8069	11	2	6240-6:7-1717	32	1
6210-826-7447	4	1			

<b>PART NUMBER</b>	<b>FSCM</b>	<b>FIG. NO.</b>	<b>ITEM NO.</b>	<b>PART NUMBER</b>	<b>FSCM</b>	<b>FIG. NO.</b>	<b>ITEM NO.</b>
C3503-7-2-1	98008	9	37	MS15571-1	96906	30	11
C3503-7-2-1	98008	35	37	MS15579-4	96906	30	1
C3503-8-1-1	98008	9	4	MS15609-6	96906	9	40o
C3503-8-1-1	98008	35	4	Ms15609-6	96906	11	3
F02A250V-2A	81349	28	3	JM15609-6	96906	35	40
F02B250V-1A	81349	36	60	MJ15617	96906	27	7
F02DIR50B	81349	19	76	MS15617	96906	32	1
F02D2ROOB	81349	37	56	33-112	72619	11	2
F020GROOA	81349	4	26	342003-3A-2	75915	19	71
P02G1ROOA	81349	34	7	40T8-115V	08108	43	16
F02G1R50A	81349	4	25	49	08108	9	5
F02G2ROOB	81349	30	3	49	08108	35	5
F03G8ROOA	81349	19	72	71SB-111	72619	4	1
GE15T7/DC	24455	7	5	71SB-111	72619	25	1
MS15567-1	96906	4	2	9435-1/2	71400	4	24
MS15567-1	96906	7	41	9435-1/2	71400	28	2
M15567-1	96906	25	2	9435-1/2	71400	34	8
MS15567-1	96906	33	32	9435-1/2	71400	37	55
M15567-1	96906	34	10	95-937	72619	30	12



EL5895-241-20P-TM-4

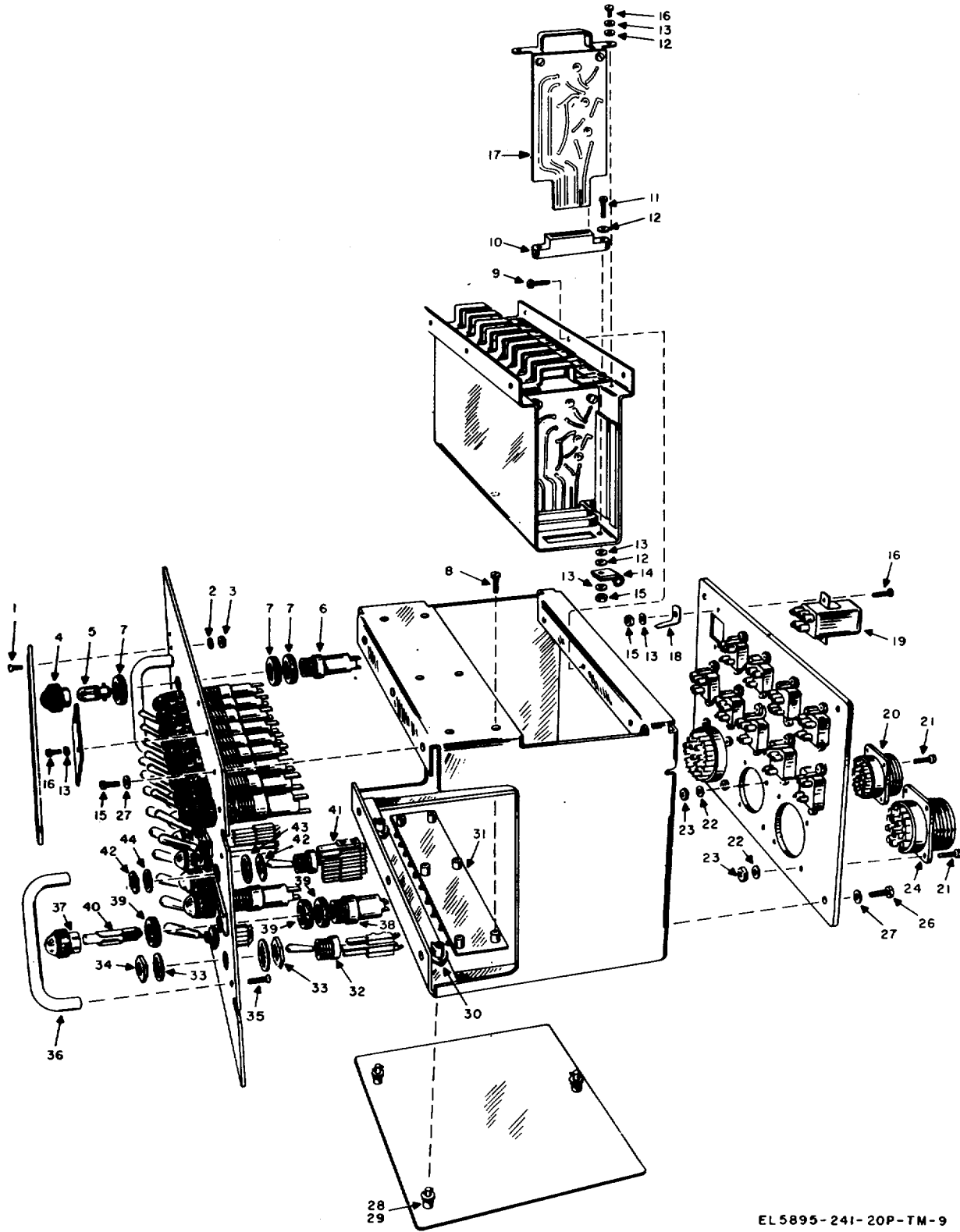
Figure 4. Power control panel



EL 5895-241-20 P-TM-7

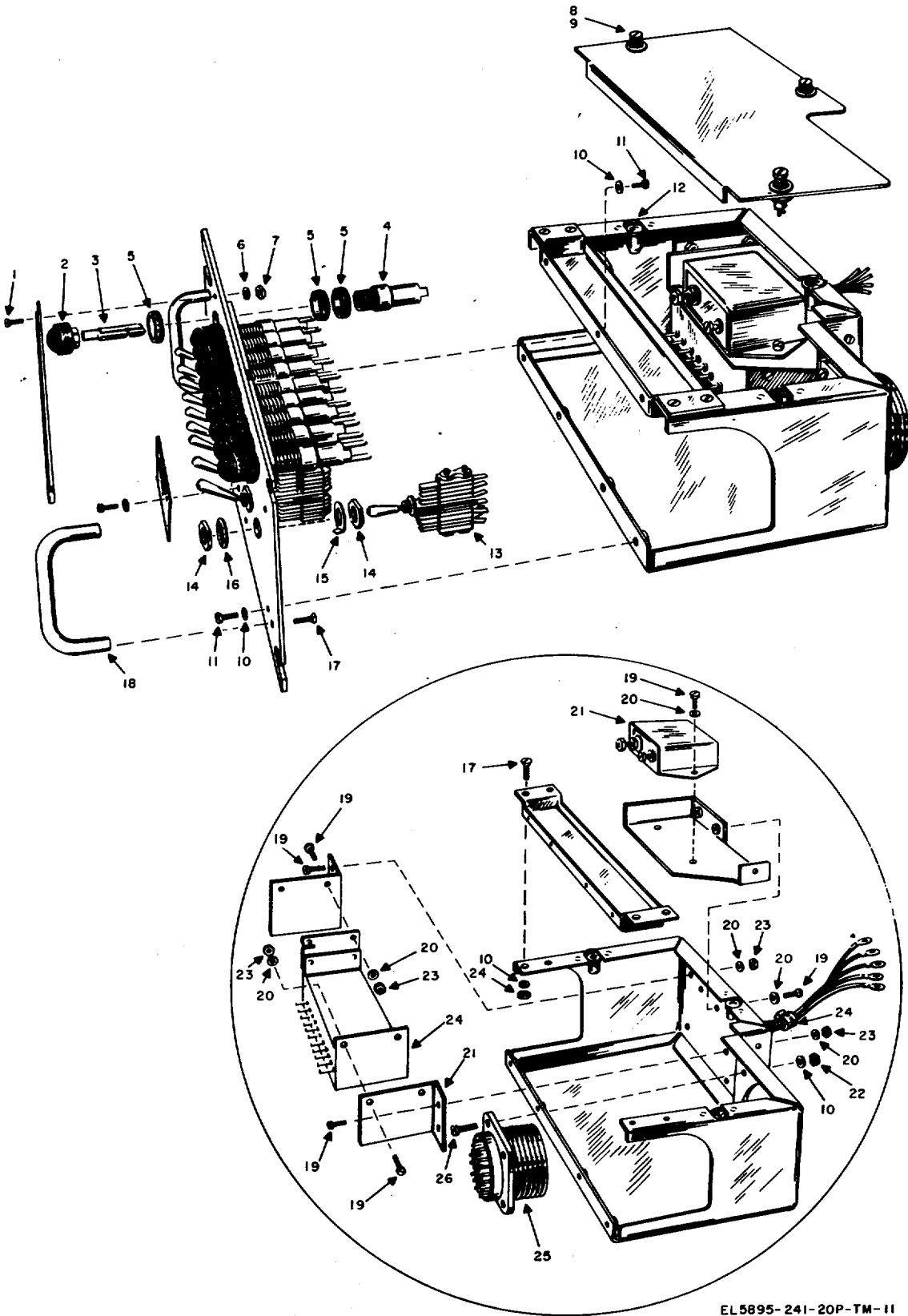
Figure 7. Desk lamp assembly, loudspeaker and indicator panel





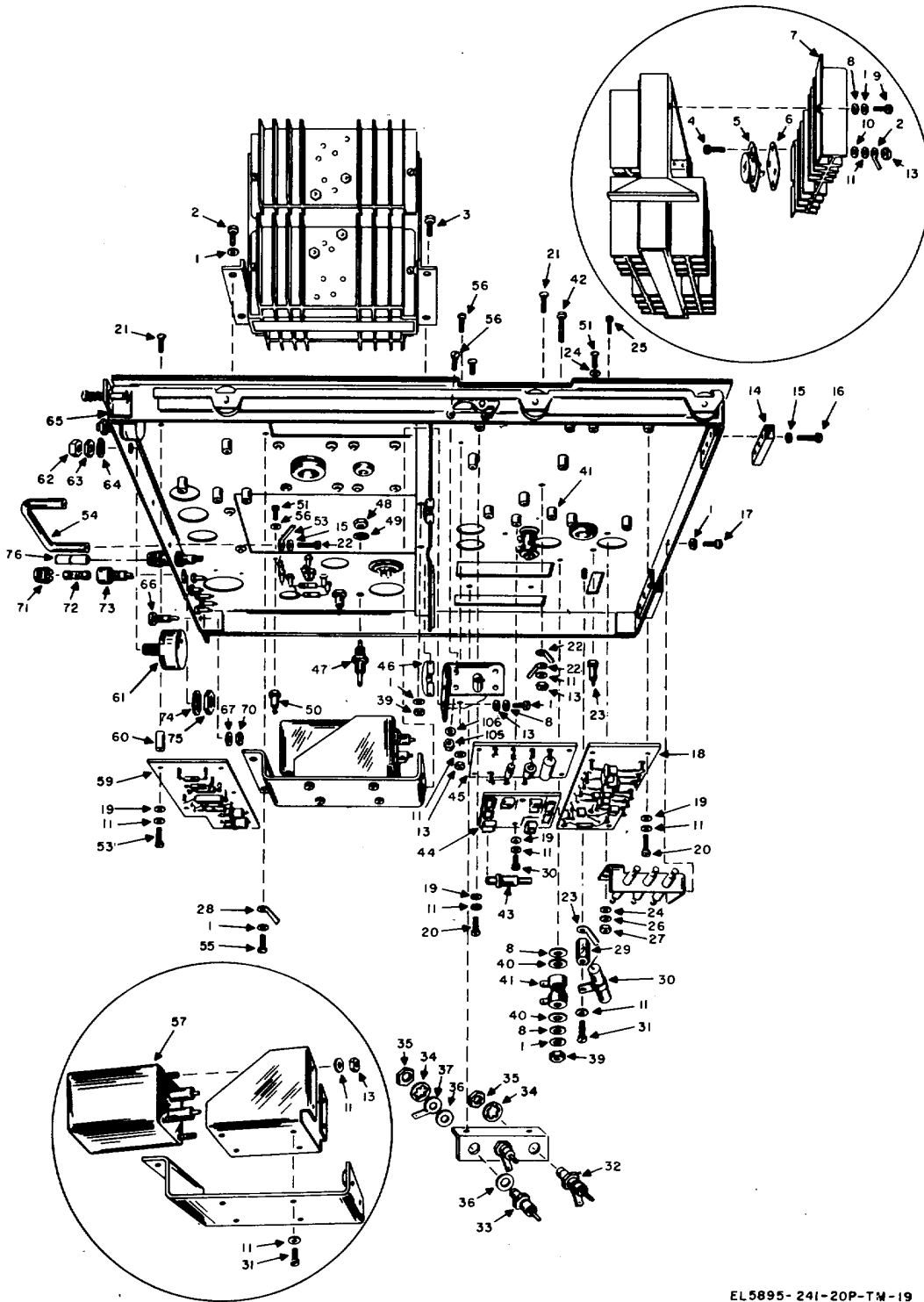
EL 5895-241-20P-TM-9

Figure 9. Control Monitor C-445FSW-8.



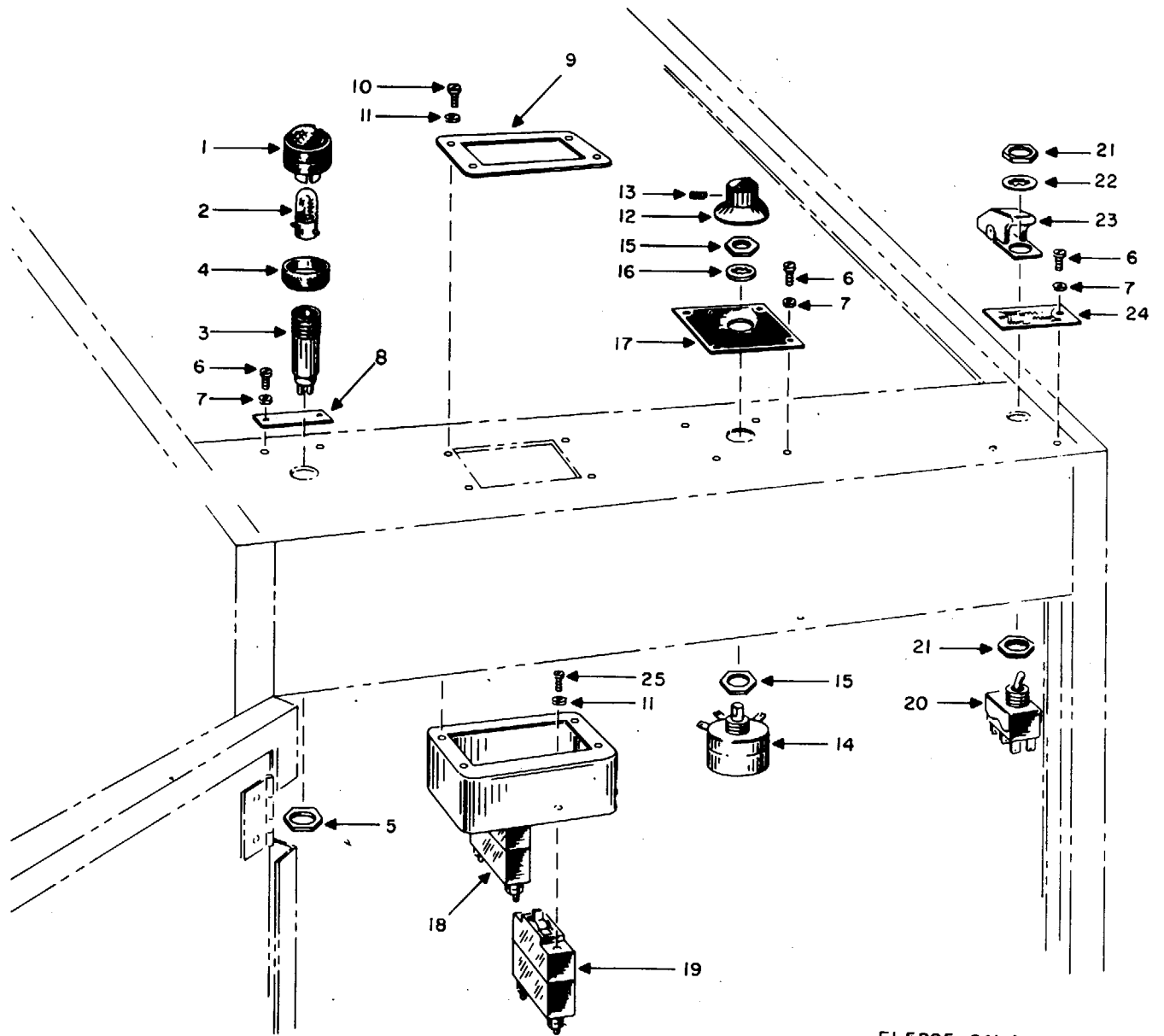
EL5895-241-20P-TM-11

Figure 11. Telephone Terminal TA-406FSW-8.



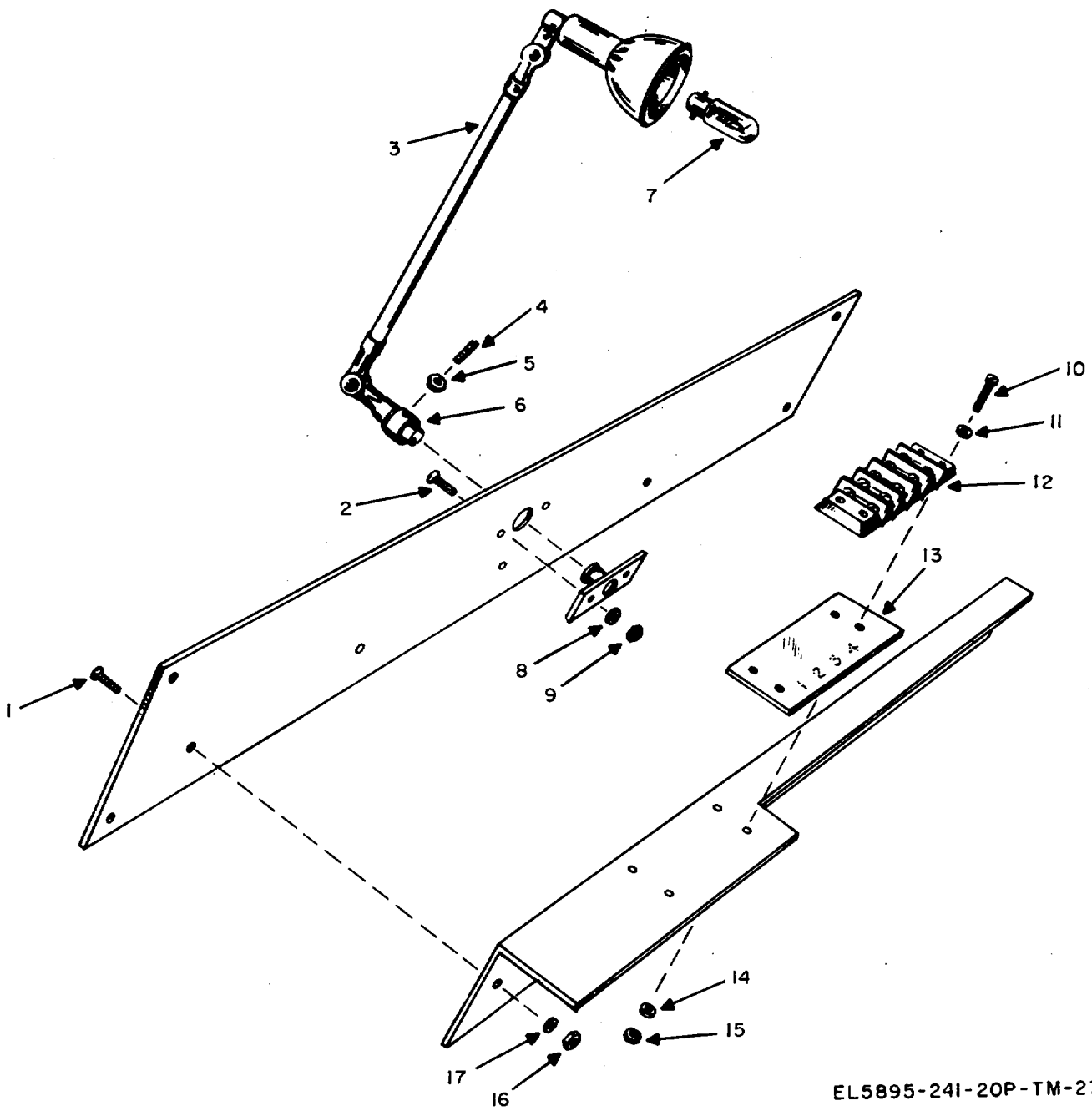
EL5895-241-20P-TM-19

Figure 19. Power Supply PP-2803FSW-8, lower section.



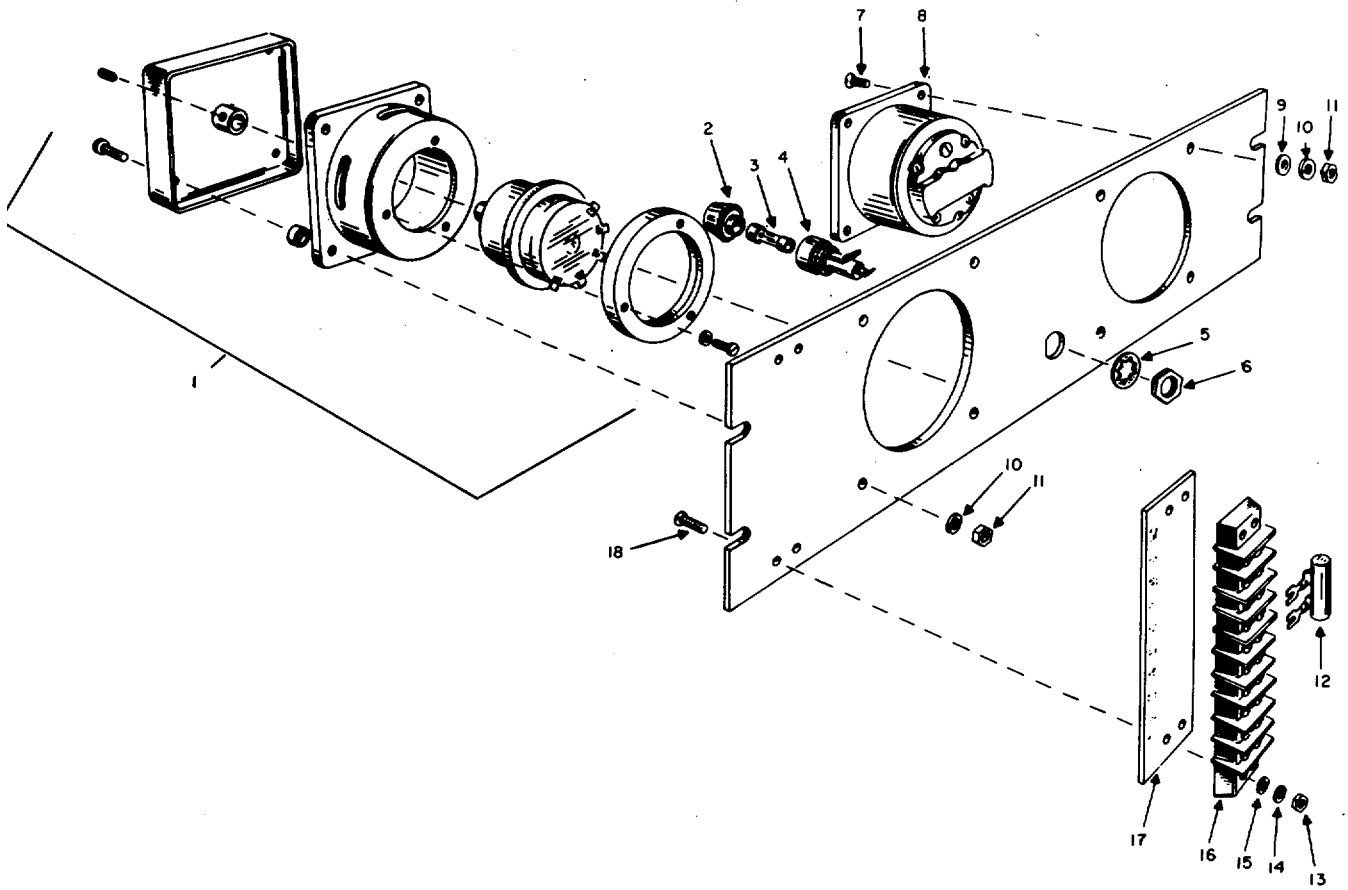
EL5895-241-20P-TM-25

Figure 25. Power control panel  
13



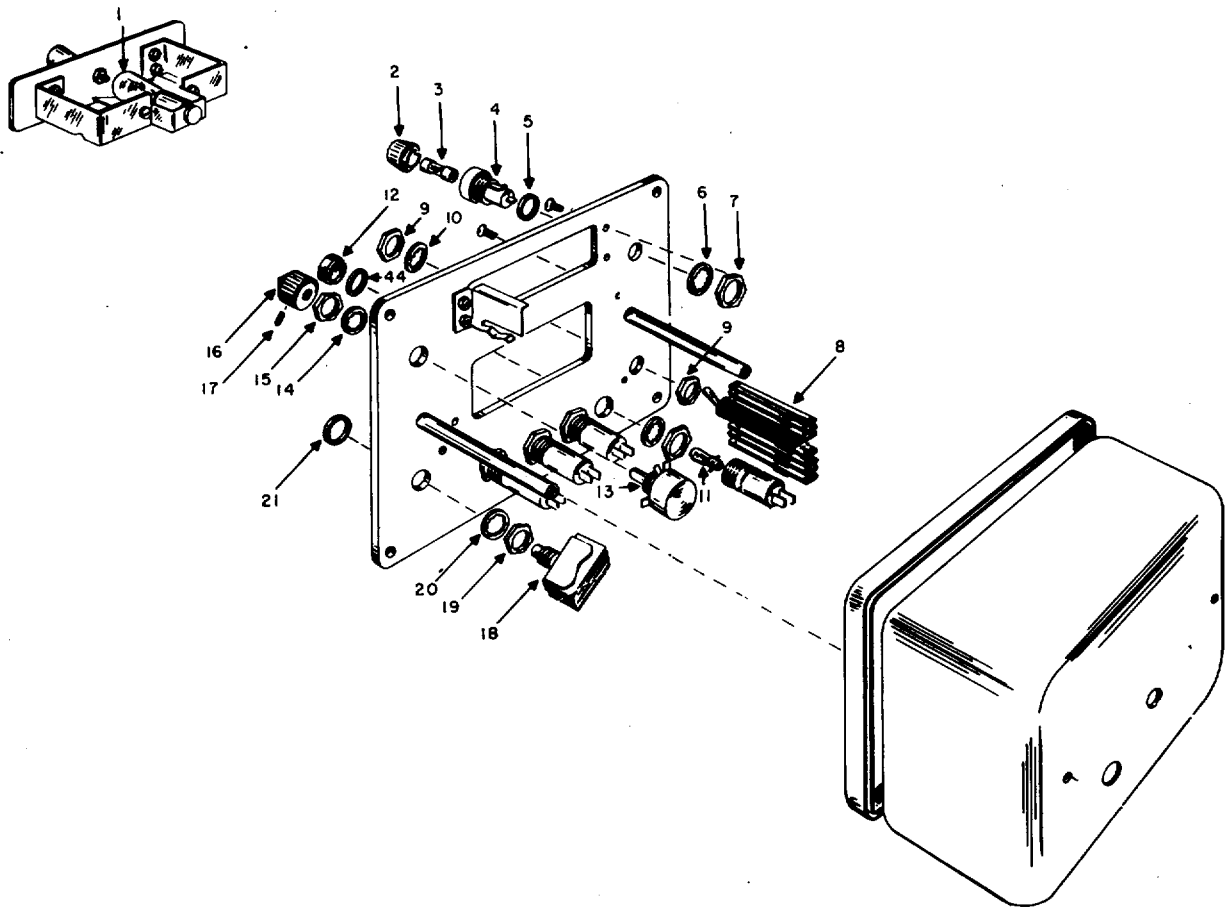
EL5895-241-20P-TM-27

Figure 27. Desk lamp assembly.



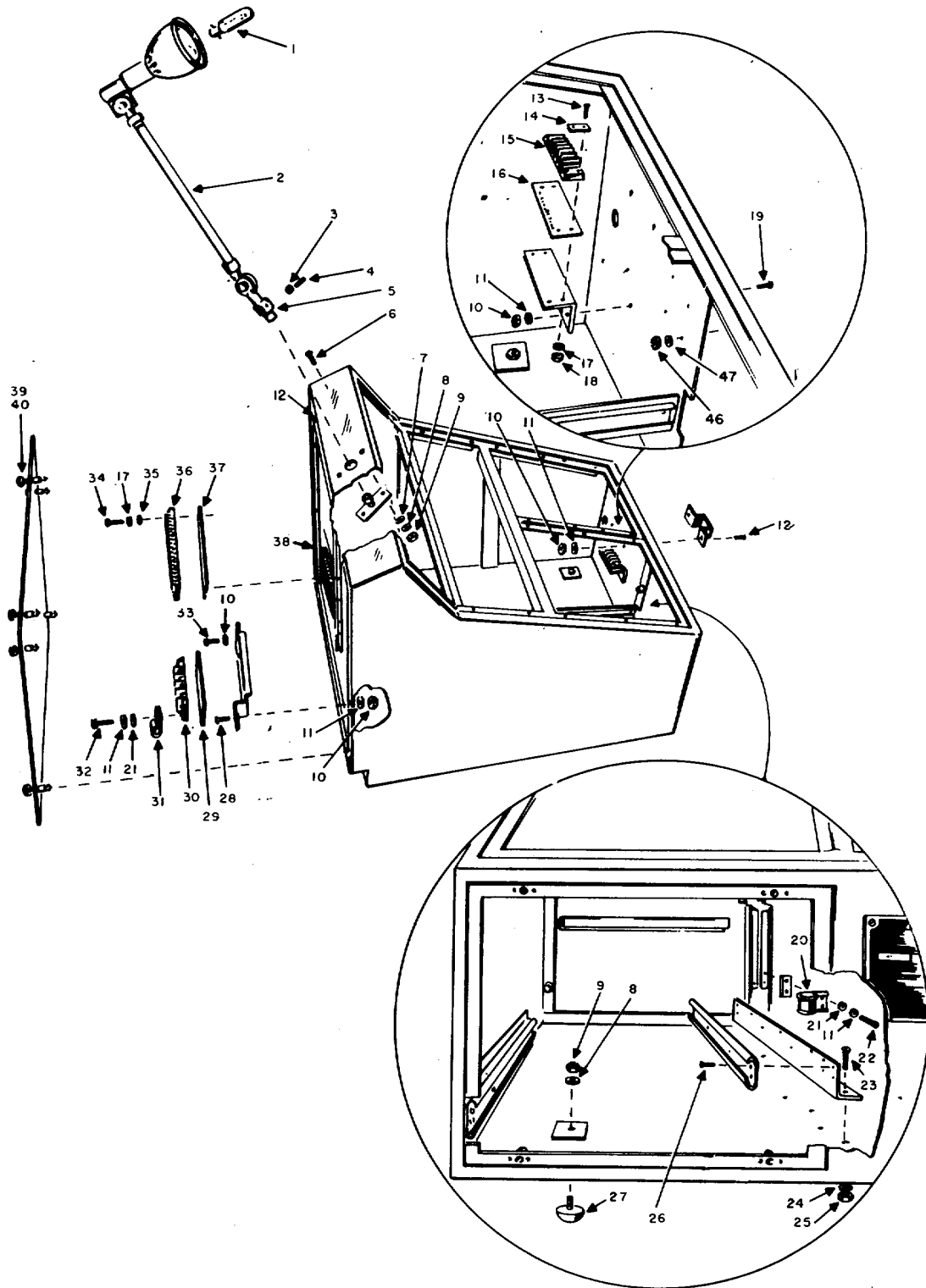
EL5895-241-20P-TM-28

Figure 28. Windspeed and direction indicator panel



EL5895-241-2PP-TM-30

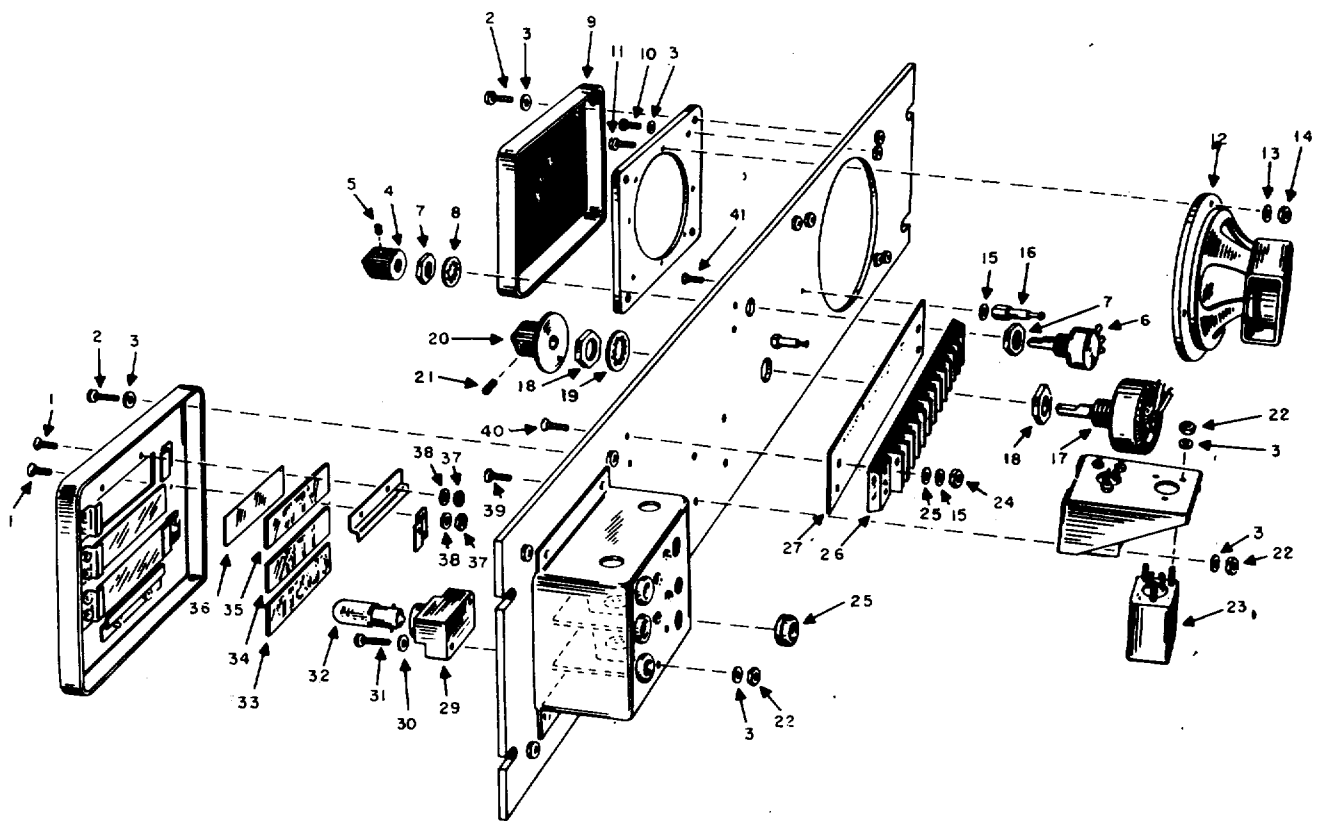
Figure 30. Indicator, digital display.



EL5895-241-20P-TM-32

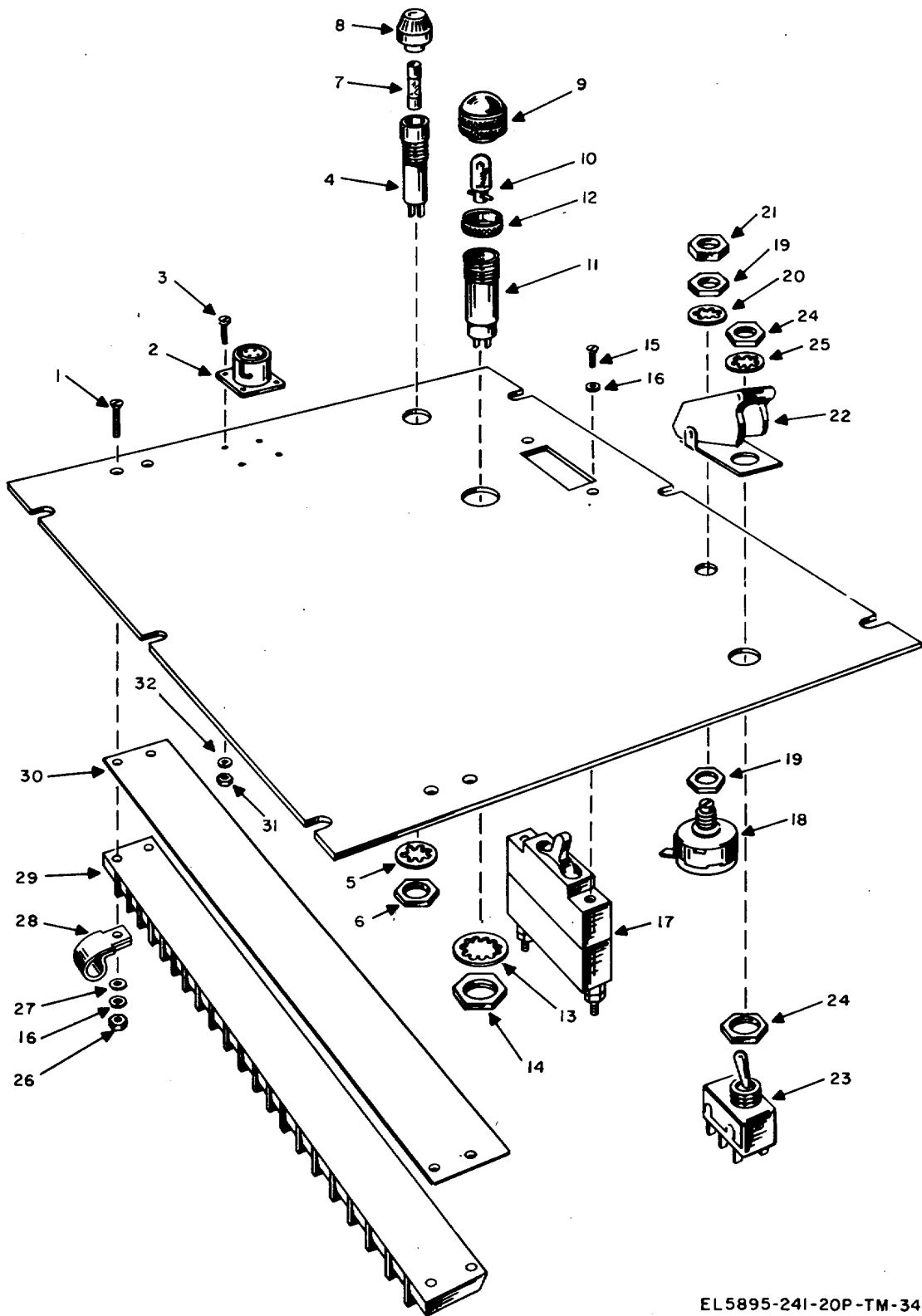
Figure 32. Electrical Equipment Cabinet CY-3019FSW-8.





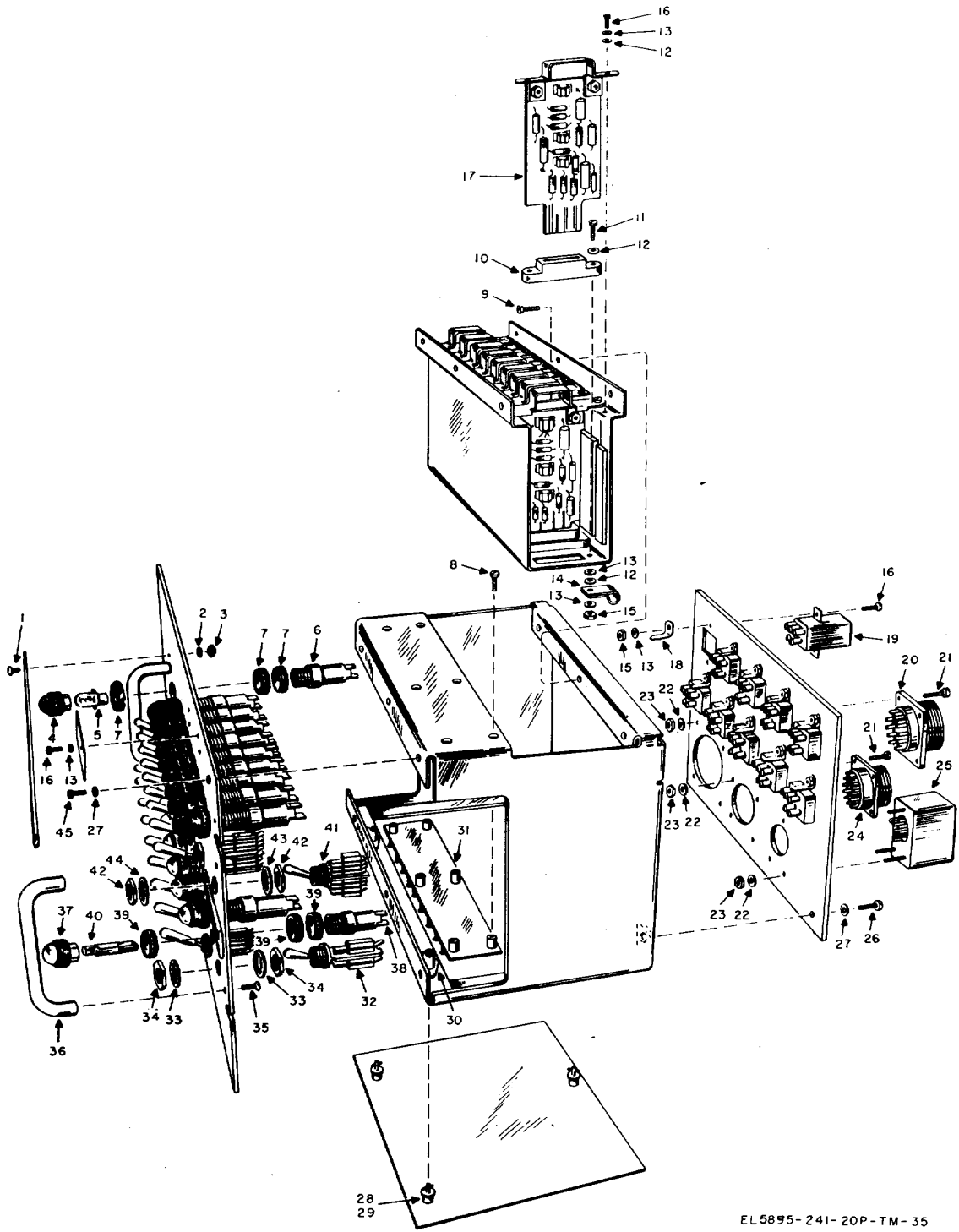
EL 5895-241-20P-TM-33

Figure 33. Loudspeaker and indicator panel



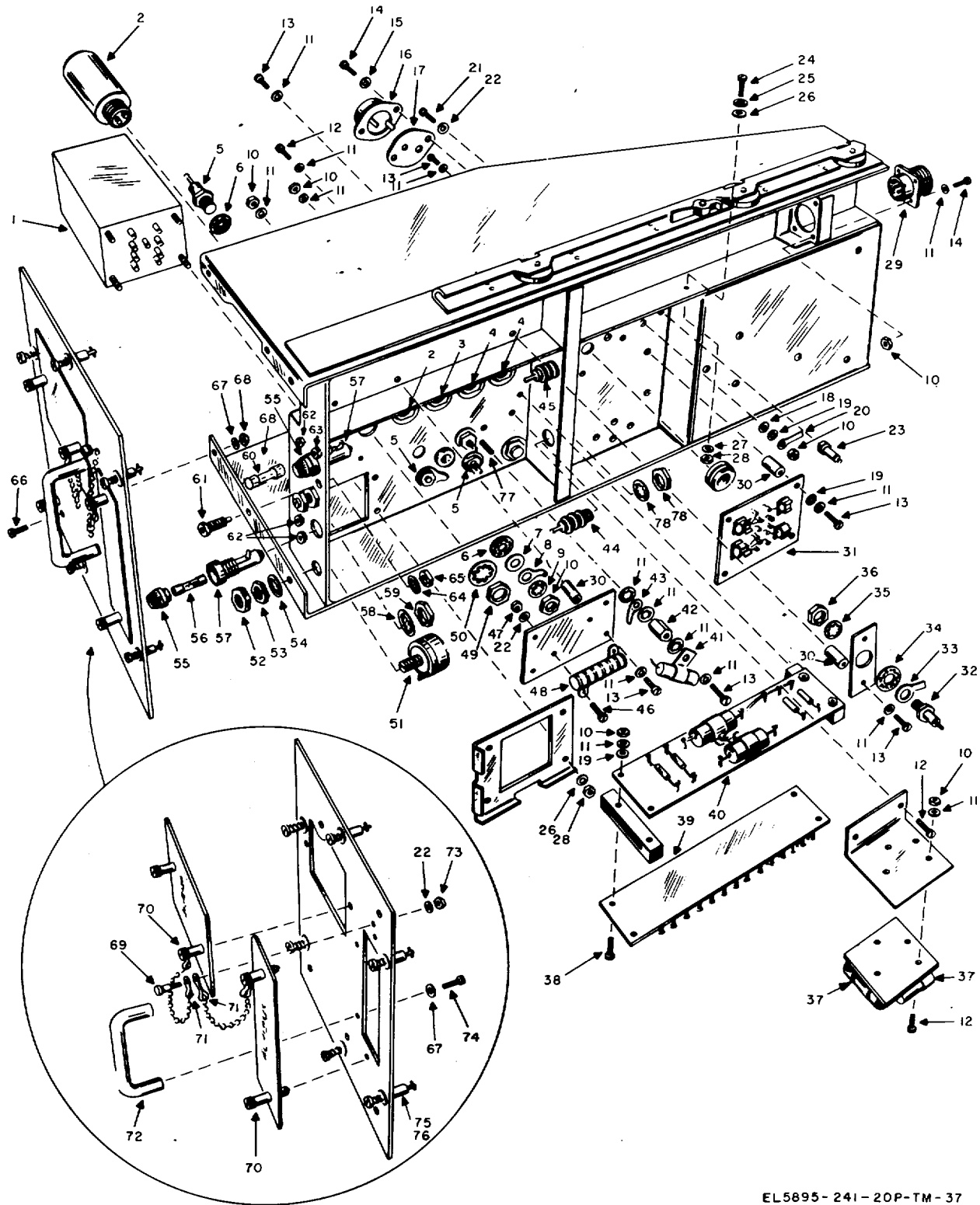
EL 5895-24I-20P-TM-34

Figure 34. Miscellaneous control panel



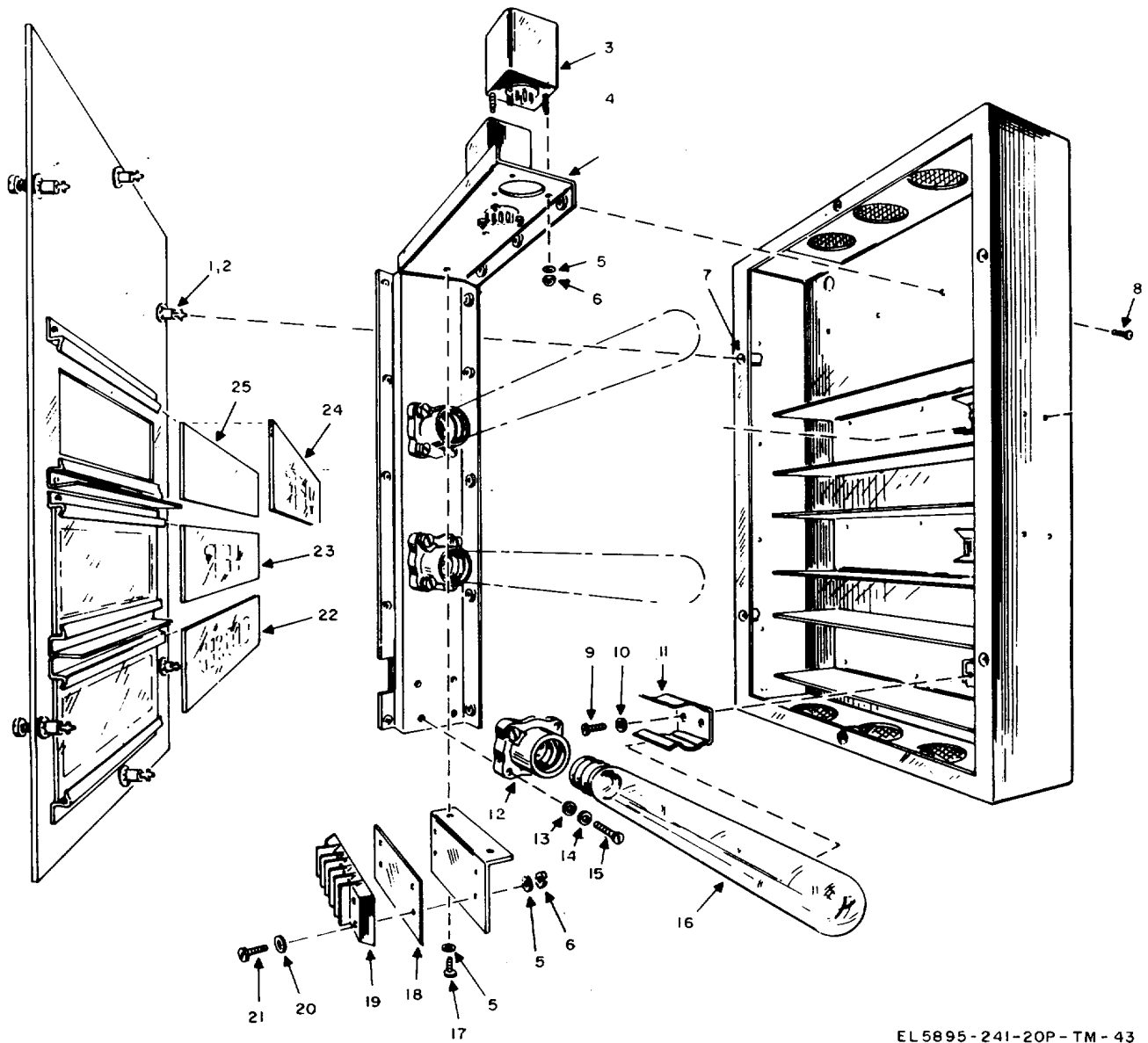
EL5895-241-20P-TM-35

Figure 35. Control Monitor C-4344FSW-8.



EL5895-241-20P-TM-37

Figure 37. Power Supply PP-2795FSW-8.



EL 5895 - 241-20P - TM - 43

Figure 43. Indicator, Field Status ID-877FSW-8, exploded view.

By Order of the Secretary of the Army:

FRED C. WEYAND  
General, United States Army  
Chief of Staff

Official:


VERNE L. BOWERS  
Major General, United States Army  
The Adjutant General

Distribution:

To be distributed in accordance with DA Form 12-36A (qty rqr block no. 1207), Organizational avionics literature requirements for unlisted equipment publications, all geographical areas.

U.S. GOVERNMENT PRINTING OFFICE: 1975-665141/938

RECOMMENDED CHANGES TO EQUIPMENT TECHNICAL PUBLICATIONS

 <p style="font-size: small; margin: 0;">THEN... JOT DOWN THE DOPE ABOUT IT ON THIS FORM, CAREFULLY TEAR IT OUT, FOLD IT AND DROP IT IN THE MAIL!</p>		SOMETHING WRONG WITH THIS PUBLICATION?	
		FROM: (PRINT YOUR UNIT'S COMPLETE ADDRESS)	
		DATE SENT	
PUBLICATION NUMBER		PUBLICATION DATE	PUBLICATION TITLE
BE EXACT... PIN-POINT WHERE IT IS			
PAGE NO.	PARA-GRAPH	FIGURE NO.	TABLE NO.
IN THIS SPACE TELL WHAT IS WRONG AND WHAT SHOULD BE DONE ABOUT IT:			
PRINTED NAME, GRADE OR TITLE, AND TELEPHONE NUMBER			SIGN HERE:

TEAR ALONG PERFORATED LINE

**DA FORM 2028-2**  
1 JUL 79

PREVIOUS EDITIONS ARE OBSOLETE.

P.S.—IF YOUR OUTFIT WANTS TO KNOW ABOUT YOUR RECOMMENDATION MAKE A CARBON COPY OF THIS AND GIVE IT TO YOUR HEADQUARTERS.

**PIN: 019159 000**



This fine document...

Was brought to you by me:



## [Liberated Manuals -- free army and government manuals](#)

Why do I do it? I am tired of sleazy CD-ROM sellers, who take publicly available information, slap “watermarks” and other junk on it, and sell it. Those masters of search engine manipulation make sure that their sites that sell free information, come up first in search engines. They did not create it... They did not even scan it... Why should they get your money? Why are not letting you give those free manuals to your friends?

I am setting this document FREE. This document was made by the US Government and is NOT protected by Copyright. Feel free to share, republish, sell and so on.

I am not asking you for donations, fees or handouts. If you can, please provide a link to [liberatedmanuals.com](http://liberatedmanuals.com), so that free manuals come up first in search engines:

<A HREF=<http://www.liberatedmanuals.com/>>Free Military and Government Manuals</A>

- Sincerely  
Igor Chudov  
<http://igor.chudov.com/>
- [Chicago Machinery Movers](#)