

TECHNICAL MANUAL

ORGANIZATIONAL, DIRECT SUPPORT
AND GENERAL SUPPORT MAINTENANCE
REPAIR PARTS AND SPECIAL TOOLS LIST
(INCLUDING DEPOT MAINTENANCE REPAIR
PARTS AND SPECIAL TOOLS)

FOR

IFF INTERROGATOR KIT
AN/PPX-3A (NSN 5895-01-032-4263)
AN/PPX-3B (NSN 5895-01-126-9263)

Technical Manual

No. 11-5895-1194-24P-1

HEADQUARTERS
DEPARTMENT OF THE ARMY
Washington, DC, 9 September 1985

ORGANIZATIONAL, DIRECT SUPPORT, AND GENERAL SUPPORT MAINTENANCE
REPAIR PARTS AND SPECIAL TOOLS LIST
(INCLUDING DEPOT MAINTENANCE REPAIR PARTS AND SPECIAL TOOLS)
FOR
IFF INTERROGATOR KIT
AN/PPX-3A (NSN 5895-01-032-4263)
AN/PPX-3B (NSN 5895-01-126-9263)

Current as of 22 March 1985

REPORTING OF ERRORS AND RECOMMENDING IMPROVEMENTS

You can help improve this manual. If you find any mistakes or if you know of a way to improve the procedures, please let us know. Mail your letter, DA Form 2028 (Recommended Changes to Publications and Blank Forms), or DA Form 2028-2 located in the back of this manual direct to: Commander, US Army Communications-Electronics Command and Fort Monmouth, ATTN: AMSEL-ME-MP, Fort Monmouth, NJ 07703-5007. A reply will be furnished to you.

TABLE OF CONTENTS

		Page	Illus Figure
SECTION	I. Introduction	1	
	II. Repair Parts List	1.1	
Group	00 IFF Interrogator Kit AN/PPX-3A, AN/PPX-3B	1-1	1
	01 Interrogator Set	2-1	2
	0101 Transmitter Module A1 (No parts authorized)		
	0102 Diplexer/RF BIT Module A2 (No parts authorized)		
	0103 Receiver Assembly A3	3-1	3
	010301 Receiver Circuit Card Assembly A3A1	4-1	4
	0104 Reply Evaluator Assembly A4 (No parts authorized)		
	0105 Mode 4 Assembly A8 (No parts authorized)		
	0106 Power Supply Circuit Card Assembly A9	5-1	5
SECTION	III. Special Tools List (Not applicable)		
	IV. National Stock Number and Part Number Index	1-1	

SECTION I INTRODUCTION

1. Scope

This manual lists and authorizes spares and repair parts; special tools; special test, measurement, and diagnostic equipment (TMDE), and other special support equipment required for performance of organizational and direct support of the AN/PPX-3A and AN/PPX-3B. It authorizes the requisitioning, issue, and disposition of spares, repair parts and special tools as indicated by the source, maintenance and recoverability (SMR) codes.

2. General

This Repair Parts and Special Tools List is divided into the following sections:

a. *Section II. Repair Parts List.* A list of spares and repair parts authorized by this RPSTL for use in the performance of maintenance. The list also includes parts which must be removed for replacement of the authorized parts. Parts lists are composed of functional groups in ascending numeric sequence, with the parts in each group listed in ascending item number sequence. Figure numbers are listed directly beneath the group header.

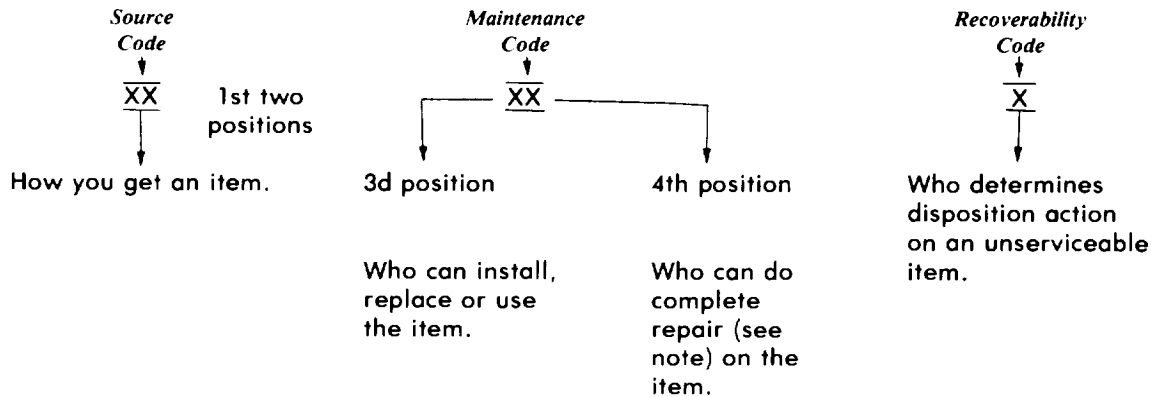
b. *Section III. Special Tools List.* Not applicable.

c. *Section IV. National Stock Number and Part Number Index,* A list, in National item identification number (NIIN) sequence, of all National stock numbered items appearing in the listings, followed by a list in alphameric sequence of all part numbers appearing in the listings. National stock numbers and part numbers are cross-referenced to each illustration figure and item number appearance.

3. Explanation of Columns (Section II and III)

a. *Item No. (Column (1)).* Indicates the number used to identify items called out in the illustration.

b. *SMR Code (Column (2)).* The source, maintenance, and recoverability (SMR) code is a five-position code containing supply/requisitioning information, maintenance category authorization criteria, and disposition instruction, as shown in the following breakout:



NOTE

Complete repair: Maintenance capacity, capability, and authority to perform all corrective maintenance tasks of the "Repair" function in a use/user environment in order to restore serviceability to a failed item.

(1) *Source Code.* The source code tells you how to get an item needed for maintenance, repair, or overhaul of an end item/equipment. Explanations of source codes follows:

<i>Code</i>	<i>Explanation</i>
PA PB PC PD PE PF PG	Stocked items; use the applicable NSN to request/requisition items with these source codes. They are authorized to the category indicated by the code entered in the third position of the SMR code.

NOTE

Items coded PC are subject to deterioration.

KD KF KB	Items with these codes are not to be requested/requisitioned individually. They are part of a kit which is authorized to the maintenance category indicated in the third position of the SMR code. The complete kit must be requisitioned and applied.
----------------	--

MO — Made at org/ AVUM category MF — Made at DS/ AVUM category MH — Made at GS category ML — Made at Spec- ialized Repair Activity (SRA) MD — Made at Depot	Items with these codes are not to be requested/requisitioned individually. They must be made from bulk material which is identified by the part number in the description and usable on code (UOC) column and listed in the Bulk Material group of the repair parts list. If the item is authorized to you by the third position code of the SMR code, but the source code indicates it is made at a higher category, order the item from the higher category of maintenance.
--	---

AO — Assembled by org/ AVUM category AF — Assembled by DS/ AVIM category AH — Assembled by GS category AL — Assembled by SRA AD — Assembled by Depot	Items with these codes are not to be requested/requisitioned individually. The parts that make up the assembled item must be requisitioned or fabricated and assembled at the category of maintenance indicated by the source code. If the disposition code of the SMR code authorizes you to replace the item, but the source code indicates the item is assembled at a higher category, order the item from the higher category of maintenance.
---	---

- XA — Do not requisition an "XA" coded item. Order its next higher assembly.
- XB — If an "XB" item is not available from salvage, order it using the FSCM and part number given.
- XC — Installation drawing, diagram, instruction sheet, field service drawing, that is identified by manufacturers part number.
- XD — Item is not stocked. Order an "XD" coded item through normal supply channels using the FSCM and part number given, if no NSN is available.

NOTE

Cannibalization or controlled exchange, when authorized, may be used as a source of supply for items with the above source codes, except for those source coded "XA" or those aircraft support items restricted by requirements of AR 750-1.

(2) *Maintenance Code.* Maintenance codes tell you the category of maintenance authorized to USE and REPAIR support items. The maintenance codes are entered in the third and fourth positions of the SMR code as follows:

(a) The maintenance code entered in the third position tells you the lowest maintenance category authorized to remove, replace, and use an item. The maintenance code entered in the third position will indicate authorization to one of the following categories of maintenance.

<i>Code</i>	<i>Application/Explanation</i>
C	— Crew or operator maintenance done within organizational or aviation maintenance.
O	— Organizational or aviation unit category can remove, replace, and use the item.
F	— Direct support or aviation intermediate category can remove, replace, and use the item.
H	— General support category can remove, replace, and use the item.
L	— Specialized repair activity can remove, replace, and use the item.
D	— Depot category can remove, replace, and use the item.

(b) The maintenance code entered in the fourth position tells whether or not the item is to be repaired and identifies the lowest maintenance category with the capability to do complete repair (i. e., perform all authorized repair functions). This position will contain one of the following maintenance codes:

NOTE

Some limited repair may be done on the item at a lower category of maintenance, if authorized by the Maintenance Allocation Chart (MAC) and SMR codes.

<i>Code</i>	<i>Application/Explanation</i>
O	— Organizational or aviation unit is the lowest category that can do complete repair of the item.
F	— Direct support or aviation intermediate is the lowest category that can do complete repair of the item.
H	— General support is the lowest category that can do complete repair of the item.
L	— Specialized repair activity (designate the specialized repair activity) is the lowest category that can do complete repair of the item.
D	— Depot is the lowest category that can do complete repair of the item.
Z	— Nonreparable. No repair is authorized.
B	— No repair is authorized. (No parts or special tools are authorized for the maintenance of a "B" coded item.) However, the item may be reconditioned by adjusting, lubricating, etc., at the user category,

(3) *Recoverability Code.* Recoverability codes are assigned to items to indicate the disposition action on unserviceable items. The recoverability code is entered in the fifth position of the SMR Code as follows:

Recoverability
codes

Application/Explanation

- Z — Nonreparable item. When unserviceable, condemn and dispose of the item at the category of maintenance shown in the third position of SMR Code.
- O — Reparable item. When uneconomically reparable, condemn and dispose of the item at organizational or aviation unit category.
- F — Reparable item. When uneconomically reparable, condemn and dispose of the item at the direct support or aviation intermediate category.
- H — Reparable item. When uneconomically reparable, condemn and dispose of the item at general support category.
- D — Reparable item. When beyond lower level repair capability, return to depot. Condemnation and disposal of item not authorized below depot category.
- L — Reparable item. Condemnation and 'disposal not authorized below' specialized "repair activity (SRA).
- A — Item requires special handling or condemnation procedures because of specific reasons (e.g., precious metal content, high dollar value, critical material, or hazardous material). Refer to appropriate manuals/directives for specific instructions.

c. *FSCM (Column (3))*. The Federal Supply Code for Manufacturer (FSCM) is a 5-digit numeric code which is used to identify the manufacturer, distributor, or Government agency, etc., that supplies the item.

d. *Part Number (Column (4))*. Indicates the primary number used by the manufacturer (individual, company, firm, corporation, or Government activity), which controls the design and characteristics of the item by means of its engineering drawings, specifications, standards, and inspection requirements to identify an item or range of items.

NOTE

When you use a NSN to requisition an item, the item you receive may have a different part number from the part ordered.

e. *Description and Usable on Code (UOC) (Column (5))*. This column includes the following information.

- (1) The Federal item name and, when required, a minimum description to identify the item.
- (2) Usable on code, when applicable (para 5).

(3) The statement "END OF FIGURE" appears just below the last item description in Column (5) for a given figure in both section II and section III.

f. *Qty (Column (6))*. Indicates the quantity of the Item used in the breakout shown on the illustration figure, which is prepared for a functional group, subfunctional group, or an assembly. A "V" appearing in this column in lieu of a quantity indicates that the quantity is variable and the quantity may vary from application to application,

4. Explanation of Columns (Section IV)

a. *National Stock Number (NSN) Index*.

(1) *Stock number column*. This column lists the NSN by National item identification number (NIIN) sequence. The NIIN consists of the last nine digits of the NSN. When using this column to locate an item, ignore the first four digits of the NSN. When requisitioning items use the complete NSN (13 digits).

(2) *Fig. column.* This column lists the number of the figure where the item is identified/located. The illustrations are in numerical sequence in sections II and III.

(3) *Item column.* The item number identifies the item associated with the figure listed in the adjacent Fig. column. This item is also identified by the NSN listed on the same line.

b. Part Number Index. Part numbers in this index are listed by part number in ascending alphanumeric sequence.

(1) *FSCM column.* This column lists the Federal supply code for manufacturer (FSCM).

(2) *Part number column.* This column indicates the part number assigned to the item.

(3) *Stock number column.* This column lists the National stock number for the associated part number and manufacturer identified in the part number and FSCM columns to the left,

(4) *Fig. column.* This column lists the number of the figure where the item is identified/located in sections II and III.

(5) *Item column.* The item number is that number assigned to the item as it appears in the figure referenced in the adjacent figure number column.

5. Special Information

a. Usable on Code. The usable on code appears in the lower left corner of the description column heading. Usable on codes are shown as "UOC: " in the description column (justified left) on the first line applicable item description nomenclature. Uncoded items are applicable to all models. Identification of the usable on codes used in this RPSTL are:

<i>Code</i>	<i>Used on</i>
ELW	AN/PPX-3A
FP8	AN/PPX-3B

b. Associated Publications. The publications listed below pertain to the AN/PPX-3A and AN/PPX-3B and their components:

TM 9-1425-429-12, Intercept-Aerial Guided Missile System

TM 9-1425-429-24P, Intercept-Aerial Guided Missile System

TM 11-5895.1194-24, IFF Interrogator Kit, AN/PPX-3A and AN/PPX-3B, Interrogator Set Programmer AN/GSX-1 and AN/GSX-1A

c. National Stock Numbers. National stock numbers (NSN's) that are missing from P source coded items have been applied for and will be added to this TM by future change/revision when they are entered in the Army Master Data File (AMDF). Until the NSN's are established and published, submit exception requisitions to: Commander, US Army Communications-Electronics Command and Fort Monmouth, ATTN: AMSEL-MM, Fort Monmouth, NJ 07703-5006 for the part required to support your equipment.

6. How to Locate Repair Parts

a. When National stock number or part number is not known.

(1) *First.* Using the table of contents, determine the assembly group or subassembly group to which the item belongs. This is necessary since figures are prepared for assembly groups and subassembly, and listings are divided into the same groups.

(2) *Second.* Find the figure covering the assembly group or subassembly group to which the item belong.

(3) *Third.* Identify the item on the figure and not the item number,

(4) *Fourth.* Refer to the Repair Parts List for the figure to find the part number for the item number noted on the figure.

(5) *Fifth.* Refer to the Part Number Index to find the NSN, if assigned.

b. When National stock number or part number is known.

(1) *First.* Using the Index of National stock numbers and port numbers, find the pertinent National stock number or part number. The NSN index is in National item identification number (NIIN) sequence (para 4a(1)). The part numbers in the part number index are listed in ascending alphameric sequence (para 4b). Both indexes cross-reference you to the illustration figure and item number of the item you are looking for.

(2) *Second.* After finding the figure and item number, verify that the item is the one you're looking for, then locate the item number in the repair parts list for the figure.

7. Abbreviations

Not applicable.

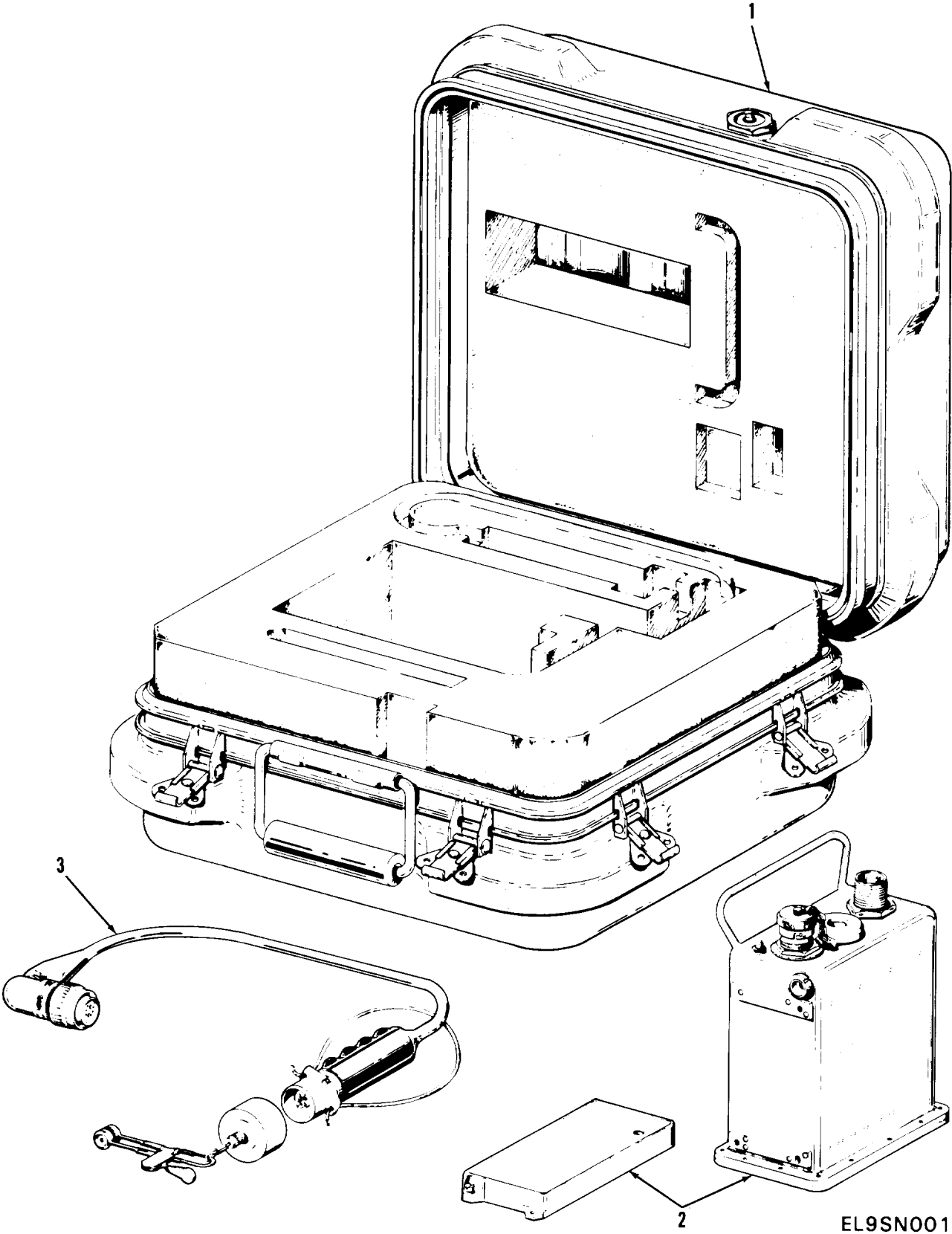
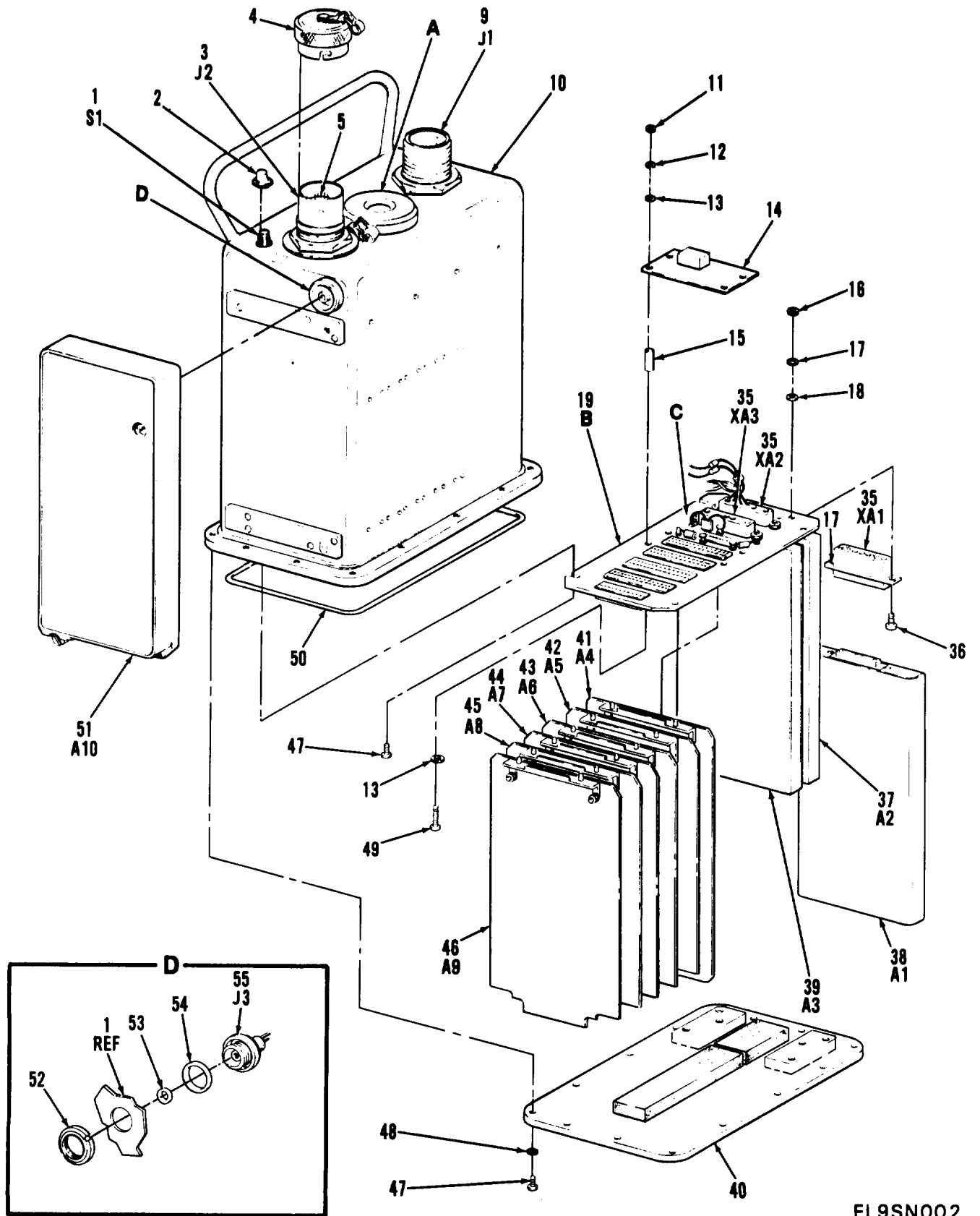


Figure 1. IFF Interrogator Kit AN/PPX-3A, AN/PPX-3B

(1) ITEM NO	(2) SMR CODE	(4) PART NUMBER	(5) DESCRIPTION AND USABLE ON CODE (UOC)	(6) QTY	
			GROUP 00 IFF INTERROGATOR KIT AN/PPX-3A, AN/PPX-3B		
			FIG 1		
1	PAOZZ	29742	102731	INTERROGATOR CNTNR	1
2	PAODD	80058	AN/PPX-3B	INTERROGATOR SET	1
			UOC:ELW		
2	PAODD	80058	AN/PPX-3B	INTERROGATOR SET	1
			UOC:FP8		
3	PAOZZ	71468	CH103703	CABLE ASSEMBLY,BELT	1
			END OF FIGURE		



EL9SN002

Figure 2. Interrogator Set (Sheet 1 of 2)

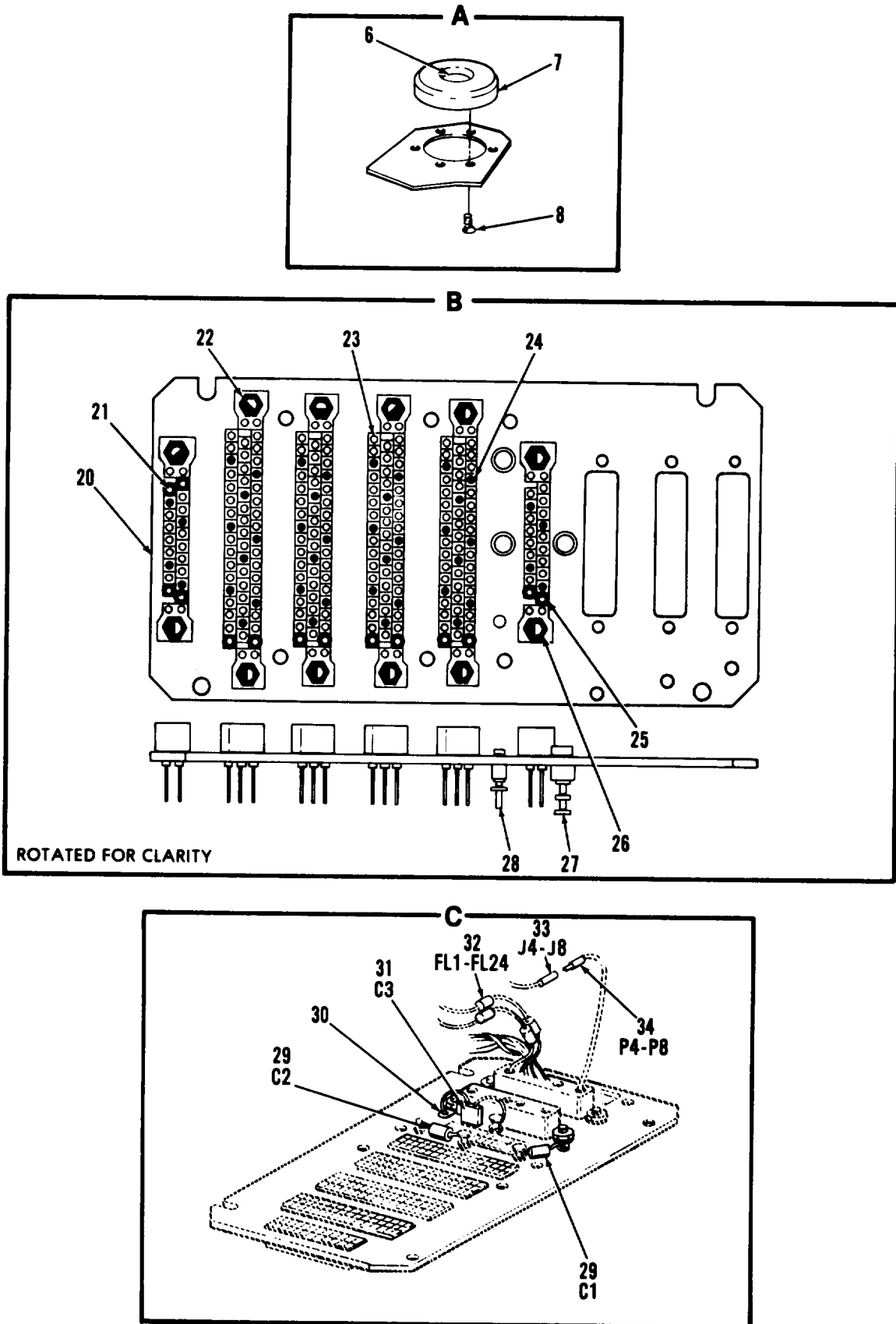


Figure 2. Interrogator Set (Sheet 2 of 2)

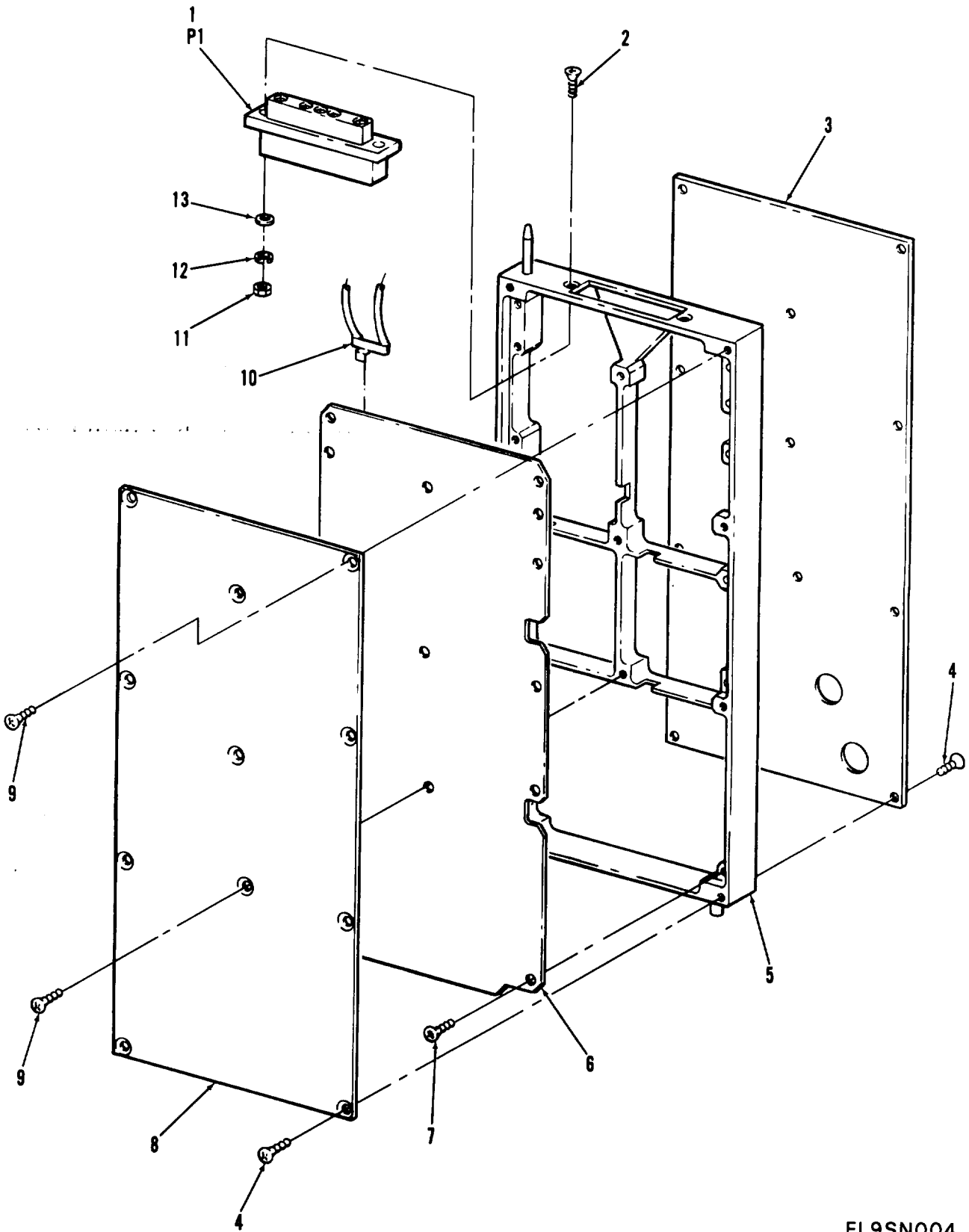
EL9SN003

(1) ITEM NO	(2) SMR CODE	(4) PART NUMBER	(5) DESCRIPTION AND USABLE ON CODE (UOC)	(6) QTY
GROUP 01 INTERROGATOR SET				
FIG 2				
1	PADZZ	81073 30YY2188	SWITCH, PB UOC:FP8	1
2	PADZZ	81349 M5423-10-01	BOOT,DUST AND MOIST UOC:FP8	1
3	PADZZ	98278 MD63-OE1561SN850	CONNECTOR UOC:ELW	1
3	PADZZ	98278 MD63-OE1561SN869	CONNECTOR UOC:FP8	1
4	PAOZZ	18876 13012441	COVER ASSY	1
5	PADZZ	98278 086-0055-0000	CONNECTOR, PLUG, ELEC	7
6	PADZZ	53217 71-90627	DISPLAY WINDOW UOC:FP8	1
7	XBDZZ	18876 13012464	WINDOW FRAME UOC:FP8	1
8	PADZZ	96906 MS3213-1	SCREW, MACHINE UOC:FP8	6
9	PADZZ	71468 GM109692	CONNECTOR	1
10	XBDZZ	18876 11487764	HOUSING ASSY UOC:ELW	1
10	XBDZZ	18876 13141980	HOUSING ASSY UOC:FP8	1
11	PADZZ	96906 MS35649-244	NUT, PLAIN, HEXAGON UOC:FP8	4
12	PADZZ	96906 MS35338-135	WASHER, LOCK UOC:FP8	4
13	PADZZ	80205 NAS620C4L	WASHER, FLAT UOC:FP8	8
14	PADZZ	18876 13141987	DISPLAY CCA A11 UOC:FP8	1
15	PADZZ	18876 13141981	SPACER UOC:FP8	4
16	PADZZ	96906 MS35649-224	NUT, PLAIN, HEXAGON	6
17	PADZZ	96906 MS35338-134	WASHER, LOCK	6
18	PADZZ	80205 NAS620C2	WASHER, FLAT	3
19	XBDDD	18876 11487767	CONN PLATE ASSY	1
20	XBDZZ	18876 11487768	PLATE	1
21	PADZZ	05041 028-0034-001	CONTACT, FEMALE	262
22	PADZZ	31413 302-0001-002	INSULATOR, POLARIZIN	12
23	PADZZ	31413 302-0002-002	CONNECTOR, PLUG, ELEC	180
24	PADZZ	31413 302-0002-003	INSULATOR	44
25	PADZZ	05041 130-0001-000	GROUNDING, SLEEVE	14
26	PADZZ	05041 007-0080-000	INSULATOR, BUSHING	12
27	PADZZ	98291 013-2051-47-9	TERMINAL	3
28	PADZZ	71279 1937-3	TERMINAL	1
29	PADZZ	96733 N211BU104MW	CAPACITOR	2
30	PADZZ	86928 5445-1	LUG TERMINAL	3
31	PADZZ	81349 M39014-01-1357	CAPACITOR, FIXED, CER	1
32	PADZZ	78488 57-9118	BEAD	24

SECTION II TM11-5895-1194-24P-1

(1) ITEM NO	(2) SMR CODE	(4) PART NUMBER	(5) DESCRIPTION AND USABLE ON CODE (UOC)	(6) QTY	
33	PADZZ	34677	8121-0001	RECEPTACLE	5
34	PADZZ	34677	8101-0001	PLUG	5
35	PADZZ	94375	03760	CONNECTOR	3
36	PADZZ	96906	MS51957-4	SCREW,MACHINE	6
37	PAHDA	18876	MIS-21452	DIPLXR/RF B MODULE A2	1
38	PAHDA	18876	MIS-21451	XMTR MODULE A1	1
39	PAHDD	18876	13012445	RECEIVER ASSY A3	1
40	XBDZZ	18876	13012443	COVER ASSY	1
41	PAHDA	80063	A3002586	REPLY EVALUATOR CCA A4 (SUPERSEDES 11487216, 13141973)	1
42	PAHZA	18876	13141996	CHAL GEN SYNC CCA A5 (SUPERSEDES 11487226)	1
43	PAHZA	18876	13141989	POWER CONT IND CCA A6 (SUPERSEDES 11487751)	1
44	PAHZA	18876	13142002	CIRCUIT CARD ASSY, A7 (SUPERSEDES 11487241)	1
45	PAHDA	18876	13141993	MEM LGC CCA A8 (SUPERSEDES 11487744, 13012468)	1
46	PAHDD	18876	11487758	POWER SUPPLY CCA A9	1
47	PADZZ	96906	MS51957-14	SCREW,MACHINE	18
48	PADZZ	80205	NAS620C4L	WASHER,FLAT	14
49	PADZZ	96906	MS51957-20	SCREW,MACHINE	4
				UOC:FP8	
50	PADZZ	96906	MS9068-160	PACKING,PREFORMED	1
51	PAOBZ	18876	11487770	BATTERY PACK A10	1
52	PADZZ	18876	11487789	NUT	1
53	PADZZ	96906	MS9068-009	PACKING,PREFORMED	1
54	PADZZ	96906	MS9068-015	PACKING,PREFORMED	1
55	PADZZ	18876	11487785	CONNECTOR	1

END OF FIGURE

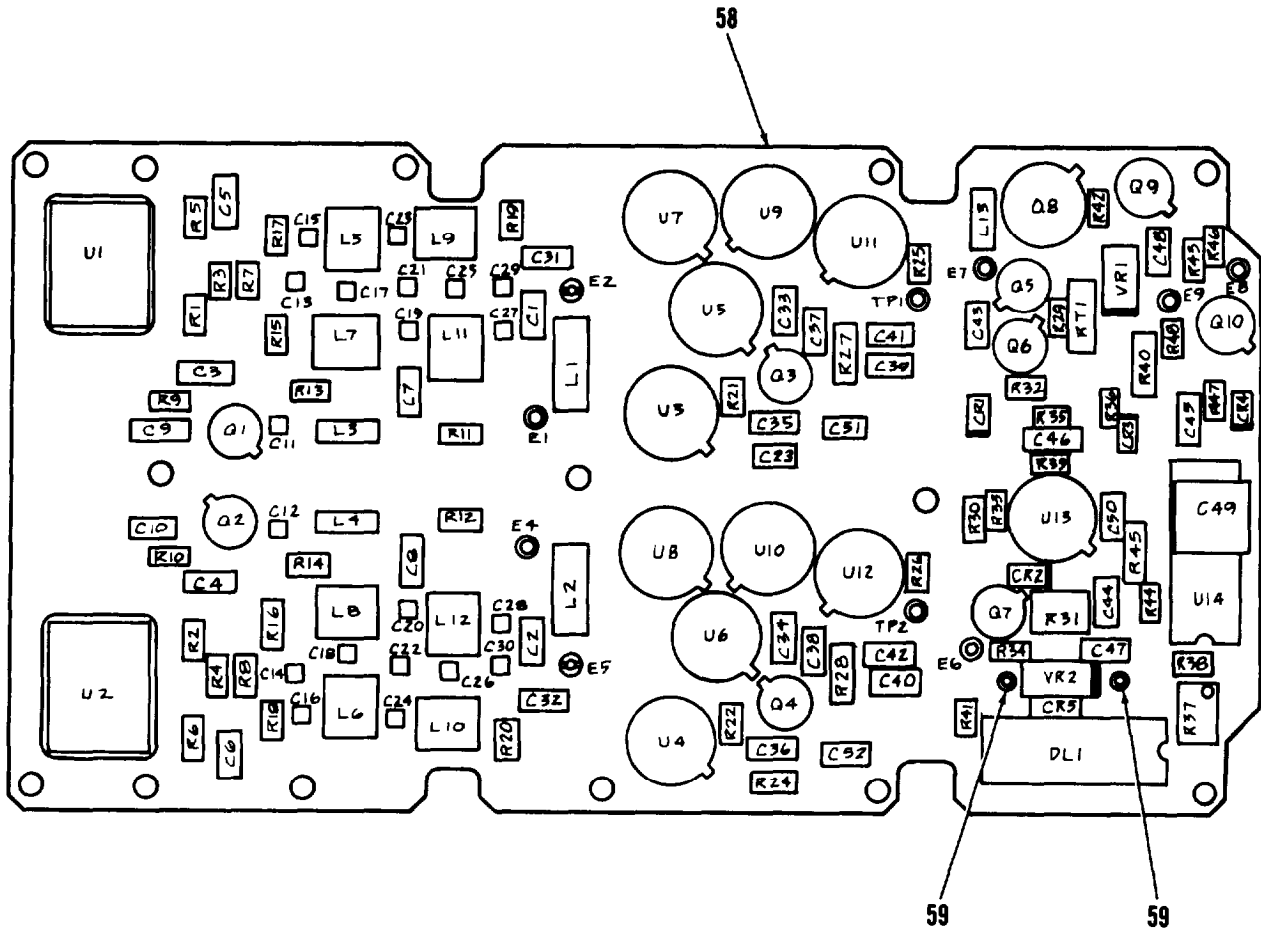


EL9SN004

Figure 3. Receiver Assembly A3

(1) ITEM NO	(2) SMR CODE	(4) PART NUMBER	(5) DESCRIPTION AND USABLE ON CODE (UOC)	(6) QTY
GROUP 0103 RECEIVER ASSEMBLY A3				
FIG 3				
1	PADZZ	94375 03649	CONNECTOR	1
2	PADZZ	80205 NAS662C2R5	SCREW,MACHINE	2
3	XBDZZ	18876 13012453	CMPNT S RCVR COVER CMPNT S RCVR	1
4	PADZZ	80205 NAS662C2R2	SCREW,MACHINE	4
5	XBDZZ	18876 13012452	CHASSIS ASSY	1
6	PADDD	18876 13012467	RECEIVER CCA A3A1	1
7	PADZZ	96906 MS51957-1	SCREW,MACHINE	12
8	XBDZZ	18876 11487045	SLDR S RCVR COVER SLDR S RCVR	1
9	PADZZ	80205 NAS662C2R3	SCREW,MACHINE	18
10	PADZZ	18876 11487726	TERMINAL	2
11	PADZZ	80205 NAS671C2	NUT,PLAIN,HEXAGON	2
12	PADZZ	96906 MS35338-134	WASHER,LOCK	2
13	PADZZ	80205 NAS620C2	WASHER,FLAT	2

END OF FIGURE



REF DES	ITEM NO.	REF DES	ITEM NO.	REF DES	ITEM NO.	REF DES	ITEM NO.	REF DES	ITEM NO.	REF DES	ITEM NO.	REF DES	ITEM NO.
CR1	1	C19	8	C42	10	L4	16	R3	26	R26	36	TP1	13
CR2	1	C20	8	C43	2	L5	17	R4	26	R27	37	TP2	13
CR3	1	C21	7	C44	2	L6	17	R5	27	R28	37	U1	50
CR4	1	C22	7	C45	2	L7	17	R6	27	R29	38	U2	50
CR5	1	C23	8	C46	2	L8	17	R7	28	R30	39	U3	51
C1	2	C24	8	C47	2	L9	17	R8	28	R31	40	U4	51
C2	2	C25	7	C48	2	L10	17	R9	29	R32	39	U5	51
C3	3	C26	7	C49	11	L11	17	R10	29	R33	41	U6	51
C4	3	C27	6	C50	2	L12	17	R11	30	R34	41	U7	51
C5	3	C28	6	C51	10	L13	18	R12	30	R35	41	U8	51
C6	3	C29	5	C52	10	Q1	19	R13	31	R36	41	U9	52
C7	3	C30	5	DL1	12	Q2	19	R14	32	R37	40	U10	52
C8	3	C31	3	E1	13	Q3	20	R15	33	R38	42	U11	53
C9	3	C32	3	E2	14	Q4	20	R16	34	R39	42	U12	53
C10	3	C33	2	E4	13	Q5	20	R17	31	R40	43	U13	54
C11	4	C34	2	E5	14	Q6	21	R18	32	R41	44	U14	55
C12	4	C35	2	E6	13	Q7	21	R19	25	R42	45	VR1	56
C13	5	C36	2	E7	13	Q8	22	R20	25	R43	46	VR2	57
C14	5	C37	2	E8	13	Q9	20	R21	35	R44	47		
C15	6	C38	2	E9	13	Q10	23	R22	35	R45	48		
C16	6	C39	9	L1	15	RT1	24	R23	35	R46	49		
C17	7	C40	9	L2	15	R1	25	R24	35	R47	45		
C18	7	C41	10	L3	16	R2	25	R25	36	R48	35		

NOTE: PREFIX ALL REFERENCE DESIGNATIONS WITH A3A1

EL9SN005

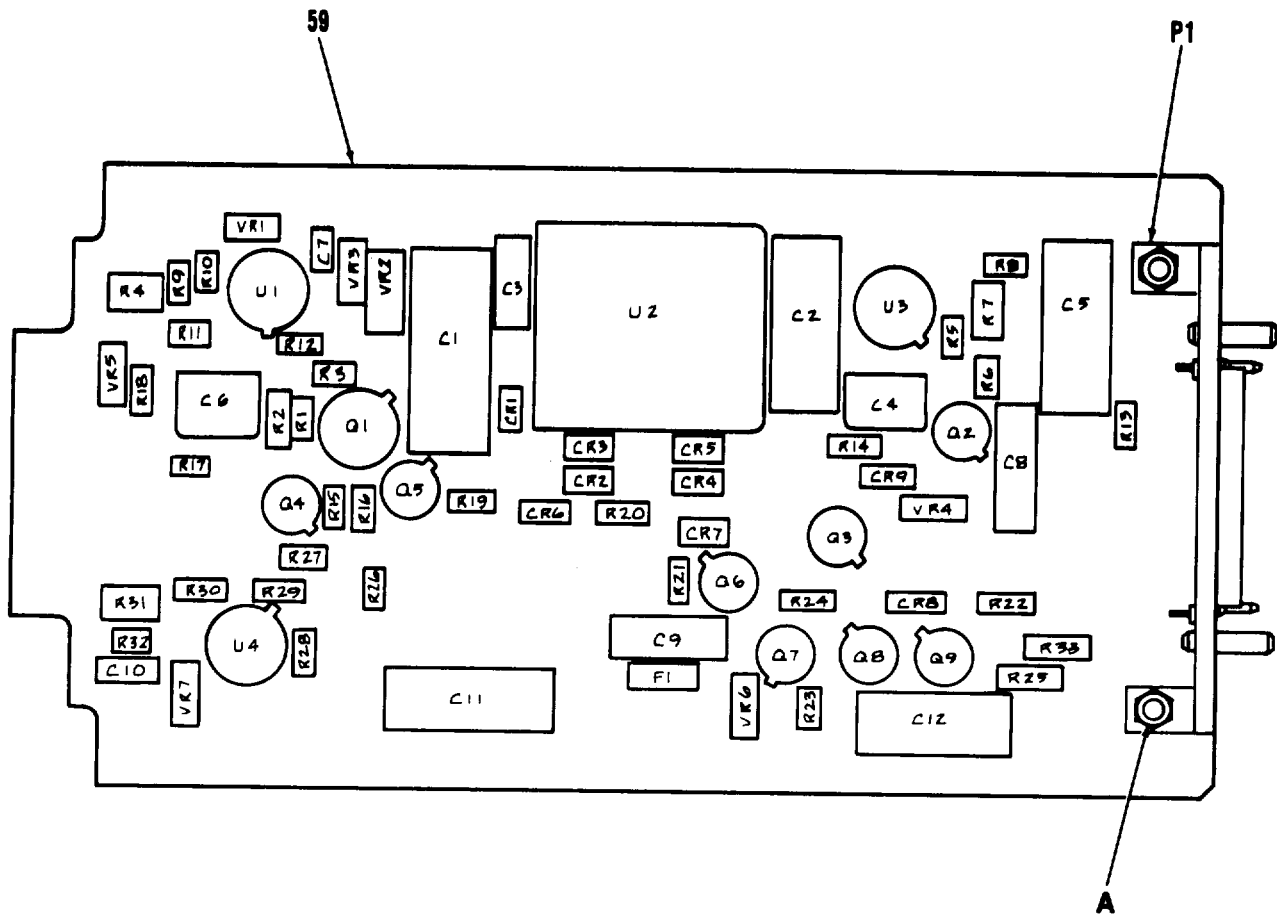
Figure 4. Receiver Circuit Card Assembly A3A1

(1) ITEM NO	(2) SMR CODE	(4) PART NUMBER	(5) DESCRIPTION AND USABLE ON CODE (UOC)	(6) QTY
GROUP 010301 RECEIVER CIRCUIT CARD ASSEMBLY A3A1				
FIG 4				
1	PADZZ	81349	JAN1N4148-1	5
2	PADZZ	81349	M39014-01-1575	15
3	PADZZ	29990	ATC200B103KP50X	10
4	PADZZ	81349	CDR12BG180AKSM	2
5	PADZZ	81349	CDR12BG390AKSM	4
6	PADZZ	81349	CDR12BG680AKSM	4
7	PADZZ	81349	CDR12BG100AKSM	6
8	PADZZ	81349	CDR12BG820AKSM	4
9	PADZZ	59660	8121-A100C06-680	2
10	PADZZ	81349	M39014-01-1357	4
11	PADZZ	72982	8121B132S3B0561	1
12	PADZZ	91912	401-1088-01	1
13	PADZZ	81349	M55155/30-2	8
14	PADZZ	81349	SE24XC01	2
15	PADZZ	96906	MS75089-13	2
16	PADZZ	96906	MS75083-7	2
17	PADZZ	18876	13012451	8
18	PADZZ	32159	1A2202M	1
19	PADZZ	S0545	NE41612	2
20	PADZZ	81349	JAN2N2222A	4
21	PADZZ	81349	JAN2N2907A	2
22	PADZZ	81349	JAN2N3467	1
23	PADZZ	81349	JAN2N2369A	1
24	PADZZ	81349	RTH42ES152J	1
25	PADZZ	81349	RCR05G510JS	4
26	PADZZ	81349	RCR05G682JS	2
27	PADZZ	81349	RCR05G242JS	2
28	PADZZ	81349	RCR05G822JS	2
29	PADZZ	81349	RCR05G101JS	2
30	PADZZ	81349	RCR05G181JS	2
31	PADZZ	81349	RCR05G820JS	2
32	PADZZ	81349	RCR05G821JS	2
33	PADZZ	81349	RCR05G111JS	1
34	PADZZ	81349	RCR05G5R6JS	1
35	PADZZ	81349	RCR05G102JS	5
36	PADZZ	81349	RCR05G512JS	2
37	PADZZ	81349	RNC50J8250FM	2
38	PADZZ	81349	RCR05G621JS	1
39	PADZZ	81349	RCR05G204JS	2
40	PADZZ	81349	RJR26FW102P	2
41	PADZZ	81349	RCR05G103JS	4
42	PADZZ	81349	RCR05G332JS	2
43	PADZZ	81349	RCR07G241JS	1
44	PADZZ	81349	RCR05G511JS	1
45	PADZZ	81349	RCR05G222JS	2
46	PADZZ	81349	RCR05G471JS	1
47	PADZZ	81349	RCR05G391JS	1

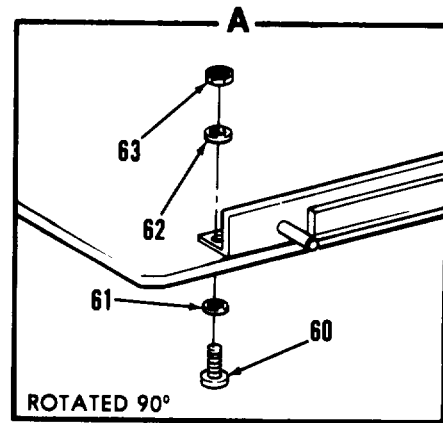
SECTION II TM11-5895-1194-24P-1

(1) ITEM NO	(2) SMR CODE	(4) PART NUMBER	(5) DESCRIPTION AND USABLE ON CODE (UOC)	(6) QTY	
48	PADZZ	81349	RNC50K6491FM	RESISTOR	1
49	PADZZ	81349	RCR05G333JS	RESISTOR, FIXED, COMP	1
50	PADZZ	52648	SM467	MICROCIRCUIT	2
51	PADZZ	52648	SL521C	MICROCIRCUIT, LINEAR	6
52	PADZZ	52648	SL521B	MICROCIRCUIT	2
53	PADZZ	52648	SL521A	MICROCIRCUIT	2
54	PADZZ	81349	M38510/10302BIC	MICROCIRCUIT, LINEAR	1
55	PADZZ	81349	M38510/00104BCB	MICROCIRCUIT, DIGITA	1
56	PADZZ	81349	JAN1N752A	SEMICONDUCTOR DEVIC	1
57	PADZZ	80063	A3002503	DIODE	1
			UOC:FP8		
58	XADZZ	18876	13012466	BOARD	1
59	PADZZ	81349	M55155-29-2	TERMINAL, STUD	2

END OF FIGURE



REF DES	ITEM NO.	REF DES	ITEM NO.	REF DES	ITEM NO.	REF DES	ITEM NO.
CR1	1	Q3	18	R19	21	VR7	58
CR2	1	Q4	18	R20	38		
CR3	1	Q5	19	R21	39		
CR4	1	Q6	20	R22	40		
CR5	1	Q7	19	R23	21		
CR6	2	Q8	19	R24	41		
CR7	1	Q9	18	R25	42		
CR8	2	R1	21	R26	43		
CR9	2	R2	22	R27	43		
C1	3	R3	23	R28	44		
C2	4	R4	24	R29	45		
C3	5	R5	25	R30	46		
C4	6	R6	26	R31	47		
C5	4	R7	27	R32	48		
C6	7	R8	28	R33	22		
C7	8	R9	29	U1	49		
C8	9	R10	30	U2	50		
C9	10	R11	31	U3	51		
C10	11	R12	32	U4	49		
C11	12	R13	33	VR1	52		
C12	13	R14	34	VR2	53		
F1	14	R15	21	VR3	54		
P1	15	R16	35	VR4	55		
Q1	16	R17	36	VR5	56		
Q2	17	R18	37	VR6	57		



NOTE: PREFIX ALL REFERENCE DESIGNATIONS WITH A9

EL9SN006

Figure 5. Power Supply Circuit Card Assembly A9

(1) ITEM NO	(2) SMR CODE	(4) PART NUMBER	(5) DESCRIPTION AND USABLE ON CODE (UOC)	(6) QTY	
GROUP 0106 POWER SUPPLY CIRCUIT CIRCUIT ASSEMBLY A9					
FIG 5					
1	PADZZ	81349	JAN1N3611	SEMICONDUCTOR DEVIC	6
2	PADZZ	81349	JAN1N4148-1	SEMICONDUCTOR DEVIC	3
3	PADZZ	81349	M39003-01-2301	CAPACITOR	1
4	PADZZ	81349	M39006/22-6344	CAPACITOR	2
5	PADZZ	81349	M39003-01-3076	CAPACITOR, FIXED, ELE	1
6	PADZZ	81349	CMR04F101G0DR	CAPACITOR, FIXED, MIC	1
7	PADZZ	81349	CMR04F151G0DR	CAPACITOR, FIXED, MIC	1
8	PADZZ	96733	N211BY511JW	CAPACITOR	1
9	PADZZ	81349	M39003/01-2289	CAPACITOR	1
10	PADZZ	81349	M39003-01-2286	CAPACITOR	1
11	PADZZ	81349	M39014/02-1225	CAPACITOR	1
12	PADZZ	81349	M39006/22-6304	CAPACITOR	1
13	PADZZ	81349	M39003/01-2374	CAPACITOR	1
14	PADZZ	81349	FM04A125V3/4A	FUSE, CARTRIDGE	1
15	PADZZ	05041	000411-0414-03	CONNECTORS	1
16	PADZZ	81349	JAN2N3467	TRANSISTOR	1
17	PADZZ	15818	2N2896	TRANSISTOR	1
18	PADZZ	81349	JAN2N2907A	TRANSISTOR	3
19	PADZZ	81349	JAN2N2222A	TRANSISTOR	3
20	PADZZ	07263	2N998	TRANSISTOR	1
21	PADZZ	81349	RCR05G103JS	RESISTOR, FIXED, COMP	4
22	PADZZ	81349	RCR07G201JS	RESISTOR, FIXED, COMP	2
23	PADZZ	81349	RCR05G202JS	RESISTOR, FIXED, COMP	1
24	PADZZ	81349	RJR26FX502P	RESISTOR, VARIABLE, N	1
25	PADZZ	81349	RCR05G5R6JS	RESISTOR, FIXED, COMP	1
26	PADZZ	81349	RNC50H2872FS	RESISTOR, FIXED, FILM	1
27	PADZZ	81349	RJR26FW501P	RESISTOR, VARIABLE, N	1
28	PADZZ	81349	RNC50H1541FS	RESISTOR, FIXED, FILM	1
29	PADZZ	81349	RCR05G563JS	RESISTOR, FIXED, COMP	1
30	PADZZ	81349	RCR05G124JS	RESISTOR, FIXED, COMP	1
31	PADZZ	81349	RCR05G104JS	RESISTOR, FIXED, COMP	1
32	PADZZ	81349	RCR05G151JS	RESISTOR, FIXED, COMP	1
33	PADZZ	81349	RCR05G123JS	RESISTOR, FIXED, COMP	1
34	PADZZ	81349	RCR05G301JS	RESISTOR, FIXED, COMP	1
35	PADZZ	81349	RCR05G163JS	RESISTOR, FIXED, COMP	1
36	PADZZ	81349	RCR05G152JS	RESISTOR, FIXED, COMP	1
37	PADZZ	81349	RCR05G134JS	RESISTOR, FIXED, COMP	1
38	PADZZ	81349	RCR05G822JS	RESISTOR, FIXED, COMP	1
39	PADZZ	81349	RCR05G154JS	RESISTOR, FIXED, COMP	1
40	PADZZ	81349	RCR05G562JS	RESISTOR, FIXED, COMP	1
41	PADZZ	81349	RCR05G102JS	RESISTOR, FIXED, COMP	1
42	PADZZ	81349	RCR07G2R7JS	RESISTOR, FIXED, COMP	1
43	PADZZ	81349	RCR05G474JS	RESISTOR, FIXED, COMP	2
44	PADZZ	81349	RCR05G185JS	RESISTOR, FIXED, COMP	1
45	PADZZ	81349	RCR05G182JS	RESISTOR, FIXED, COMP	1
46	PADZZ	81349	RCR05G126JS	RESISTOR, FIXED, COMP	1
47	PADZZ	81349	RJR26FX504P	RESISTOR, VARIABLE, N	1

(1) ITEM NO	(2) SMR CODE	(4) PART NUMBER	(5) DESCRIPTION AND USABLE ON CODE (UOC)	(6) QTY	
48	PADZZ	81349	RCR05G914JS	RESISTOR, FIXED, COMP	1
49	PADZZ	02735	CA3094T	MICROCIRCUIT, LINEAR	2
50	PADZZ	50821	10783-301	DC-DC CONVERTER	1
51	PADZZ	02735	CA3085B	MICROCIRCUIT, LINEAR	1
52	PADZZ	24444	1N4691	DIODE	1
53	PADZZ	81483	1N5151A	DIODE	1
54	PADZZ	81349	JAN1N753A-1	SEMICONDUCTOR DEVIC	1
55	PADZZ	03877	1N941A	DIODE	1
56	PADZZ	16352	1N5530B	DIODE	1
57	PADZZ	24444	1N4693	DIODE	1
58	PADZZ	18876	11487181	DIODE	1
59	XADZZ	18876	11487759	BOARD	1
60	PADZZ	96906	MS24693-C3	SCREW, MACHINE	2
61	PADZZ	96906	MS35338-135	WASHER, LOCK	2
62	PADZZ	96906	MS15795-803	WASHER, FLAT	2
63	PADZZ	96906	MS35649-244	NUT, PLAIN, HEXAGON	2

END OF FIGURE

NATIONAL STOCK NUMBER AND PART NUMBER INDEX

STOCK NUMBER	NATIONAL STOCK NUMBER INDEX		STOCK NUMBER	FIG.	ITEM
	FIG.	ITEM			
5910-00-010-8666	2	31	5905-00-466-1218	4	28
	4	10		5	38
5950-00-035-4418	4	16	5905-00-468-2937	5	35
5310-00-043-4708	2	18	5905-00-470-0369	5	32
	3	13	5905-00-470-1319	4	39
5330-00-050-7697	2	50	5905-00-470-9481	5	23
5330-00-052-9730	2	53	5905-00-471-4797	5	37
5305-00-054-5635	3	7	5905-00-479-6633	5	34
5305-00-054-5638	2	36	5905-00-482-7695	4	27
5305-00-054-5648	2	47	5905-00-483-0408	4	33
5305-00-054-5654	2	49	5905-00-483-0420	5	44
5905-00-096-3223	4	24	5905-00-484-7550	5	39
5961-00-104-9900	4	22	5905-00-492-2022	5	43
	5	16	5910-00-495-0042	5	5
5905-00-111-4845	5	22	5970-00-529-7085	2	24
5910-00-124-0659	4	2	5310-00-595-6211	5	62
5905-00-147-4102	5	28	5905-00-617-5090	4	49
5940-00-150-4314	4	14	5905-00-617-5096	4	26
5905-00-180-8301	4	29	5935-00-621-7891	2	5
5905-00-180-8303	5	36	5905-00-689-1290	4	36
5905-00-197-0224	4	44	5310-00-723-9676	2	13
5305-00-225-6400	5	60		2	48
5905-00-227-7083	5	46	5905-00-761-5758	4	46
5920-00-236-8150	5	14	5310-00-812-4294	3	11
5905-00-242-2360	4	34	5305-00-833-7228	3	2
	5	25	5305-00-866-2295	3	9
5970-00-275-5238	2	22	5330-00-901-7196	2	54
5975-00-284-3319	2	25	5940-00-912-9993	4	13
5905-00-306-1082	5	26	5940-00-913-6456	4	59
5962-00-318-2223	4	55	5961-00-925-3777	4	21
5905-00-401-7424	4	45		5	18
5905-00-401-7427	4	42	5961-00-926-0237	4	23
5905-00-401-7431	4	32	5310-00-928-2690	2	17
5905-00-407-0082	5	45		3	12
5905-00-407-0085	4	47	5950-00-933-7713	4	15
5905-00-409-2975	4	31	5310-00-933-8118	2	12
5905-00-411-1851	5	40		5	61
5905-00-412-0758	4	25	5310-00-934-9748	2	11
5905-00-412-0760	5	29		5	63
5905-00-422-3798	4	38	5310-00-938-2013	2	16
5905-00-433-1915	5	48	5930-00-950-4541	2	2
5905-00-435-1718	4	43	5961-00-951-8757	4	20
5905-00-455-4403	5	42		5	19
5905-00-458-9346	5	31	5305-00-964-7369	3	4
5905-00-458-9347	5	30	5961-00-995-2310	4	56
5905-00-458-9348	4	30	5962-01-011-6300	5	49
5905-00-458-9500	4	35	5905-01-035-5065	4	41
	5	41		5	21
5305-00-465-5659	2	8	5962-01-038-1384	4	51
5905-00-466-1215	5	33	5961-01-038-6918	4	1

NATIONAL STOCK NUMBER AND PART NUMBER INDEX

STOCK NUMBER	NATIONAL STOCK NUMBER INDEX		FIG.	ITEM
	FIG.	ITEM		
5961-01-038-6918	5	2		
5962-01-040-6379	4	54		
5910-01-041-6291	5	6		
5910-01-048-9183	5	7		
5962-01-051-0486	5	51		
5905-01-062-8637	4	40		
5895-01-071-1443	2	51		
5895-01-072-9399	1	3		
5905-01-076-7974	5	27		
5905-01-085-0728	5	24		
5970-01-103-2995	2	26		
5905-01-112-0082	5	47		
5950-01-115-5409	4	18		
5961-01-125-5524	5	54		
5895-01-126-9263	1	2		
	1	2		
5895-01-201-1927	2	38		
5895-01-201-1928	2	39		
5895-01-201-2148	2	37		
5895-01-201-2173	2	42		
5895-01-201-2174	2	43		
5895-01-201-2175	2	44		
5895-01-201-2179	3	6		
5895-01-201-2180	2	41		
5895-01-201-2181	2	46		
5961-01-201-7345	4	57		

NATIONAL STOCK NUMBER AND PART NUMBER INDEX

FSCM	PART NUMBER	PART NUMBER INDEX	
		STOCK NUMBER	FIG. ITEM
80058	AN/PPX-3B	5895-01-126-9263	1 2
29990	ATC200B103KP50X		1 2
80063	A3002503	5961-01-201-7345	4 3
80063	A3002586	5895-01-201-2180	4 57
02735	CA3085B	5962-01-051-0486	2 41
02735	CA3094T	5962-01-011-6300	5 51
81349	CDR12BG100AKSM		5 49
81349	CDR12BG180AKSM		4 7
81349	CDR12BG390AKSM		4 4
81349	CDR12BG680AKSM		4 5
81349	CDR12BG820AKSM		4 6
71468	CH103703	5895-01-072-9399	4 8
81349	CMR04F101G0DR	5910-01-041-6291	1 3
81349	CMR04F151G0DR	5910-01-048-9183	5 6
81349	FM04A125V3/4A	5920-00-236-8150	5 7
71468	GM109692		5 14
81349	JAN1N3611		2 9
81349	JAN1N4148-1	5961-01-038-6918	5 1
			4 1
			5 2
81349	JAN1N752A	5961-00-995-2310	4 56
81349	JAN1N753A-1	5961-01-125-5524	5 54
81349	JAN2N2222A	5961-00-951-8757	4 20
			5 19
81349	JAN2N2369A	5961-00-926-0237	4 23
81349	JAN2N2907A	5961-00-925-3777	4 21
			5 18
81349	JAN2N3467	5961-00-104-9900	4 22
			5 16
98278	MD63-OE1561SN850		2 3
98278	MD63-OE1561SN869		2 3
18876	MIS-21451	5895-01-201-1927	2 38
18876	MIS-21452	5895-01-201-2148	2 37
96906	MS15795-803	5310-00-595-6211	5 62
96906	MS24693-C3	5305-00-225-6400	5 60
96906	MS3213-1	5305-00-465-5659	2 8
96906	MS35338-134	5310-00-928-2690	2 17
			3 12
96906	MS35338-135	5310-00-933-8118	2 12
			5 61
96906	MS35649-224	5310-00-938-2013	2 16
96906	MS35649-244	5310-00-934-9748	2 11
			5 63
96906	MS51957-1	5305-00-054-5635	3 7
96906	MS51957-14	5305-00-054-5648	2 47
96906	MS51957-20	5305-00-054-5654	2 49
96906	MS51957-4	5305-00-054-5638	2 36
96906	MS75083-7	5950-00-035-4418	4 16
96906	MS75089-13	5950-00-933-7713	4 15
96906	MS9068-009	5330-00-052-9730	2 53
96906	MS9068-015	5330-00-901-7196	2 54

NATIONAL STOCK NUMBER AND PART NUMBER INDEX

FSCM	PART NUMBER	PART NUMBER INDEX		FIG.	ITEM
		STOCK NUMBER			
96906	MS9068-160	5330-00-050-7697		2	50
81349	M38510/00104BCB	5962-00-318-2223		4	55
81349	M38510/10302BIC	5962-01-040-6379		4	54
81349	M39003-01-2286			5	10
81349	M39003-01-2301			5	3
81349	M39003-01-3076	5910-00-495-0042		5	5
81349	M39003/01-2289			5	9
81349	M39003/01-2374			5	13
81349	M39006/22-6304			5	12
81349	M39006/22-6344			5	4
81349	M39014-01-1357	5910-00-010-8666		2	31
				4	10
81349	M39014-01-1575	5910-00-124-0659		4	2
81349	M39014/02-1225			5	11
81349	M5423-10-01	5930-00-950-4541		2	2
81349	M55155-29-2	5940-00-913-6456		4	59
81349	M55155/30-2	5940-00-912-9993		4	13
80205	NAS620C2	5310-00-043-4708		2	18
				3	13
80205	NAS620C4L	5310-00-723-9676		2	13
				2	48
80205	NAS662C2R2	5305-00-964-7369		3	4
80205	NAS662C2R3	5305-00-866-2295		3	9
80205	NAS662C2R5	5305-00-833-7228		3	2
80205	NAS671C2	5310-00-812-4294		3	11
S0545	NE41612			4	19
96733	N211BU104MW			2	29
96733	N211BY511JW			5	8
81349	RCR05G101JS	5905-00-180-8301		4	29
81349	RCR05G102JS	5905-00-458-9500		4	35
				5	41
81349	RCR05G103JS	5905-01-035-5065		4	41
				5	21
81349	RCR05G104JS	5905-00-458-9346		5	31
81349	RCR05G111JS	5905-00-483-0408		4	33
81349	RCR05G123JS	5905-00-466-1215		5	33
81349	RCR05G124JS	5905-00-458-9347		5	30
81349	RCR05G126JS	5905-00-227-7083		5	46
81349	RCR05G134JS	5905-00-471-4797		5	37
81349	RCR05G151JS	5905-00-470-0369		5	32
81349	RCR05G152JS	5905-00-180-8303		5	36
81349	RCR05G154JS	5905-00-484-7550		5	39
81349	RCR05G163JS	5905-00-468-2937		5	35
81349	RCR05G181JS	5905-00-458-9348		4	30
81349	RCR05G182JS	5905-00-407-0082		5	45
81349	RCR05G185JS	5905-00-483-0420		5	44
81349	RCR05G202JS	5905-00-470-9481		5	23
81349	RCR05G204JS	5905-00-470-1319		4	39
81349	RCR05G222JS	5905-00-401-7424		4	45
81349	RCR05G242JS	5905-00-482-7695		4	27
81349	RCR05G301JS	5905-00-479-6633		5	34

NATIONAL STOCK NUMBER AND PART NUMBER INDEX

FSCM	PART NUMBER	PART NUMBER INDEX	
		STOCK NUMBER	FIG. ITEM
81349	RCR05G332JS	5905-00-401-7427	4 42
81349	RCR05G333JS	5905-00-617-5090	4 49
81349	RCR05G391JS	5905-00-407-0085	4 47
81349	RCR05G471JS	5905-00-761-5758	4 46
81349	RCR05G474JS	5905-00-492-2022	5 43
81349	RCR05G5R6JS	5905-00-242-2360	4 34
			5 25
81349	RCR05G510JS	5905-00-412-0758	4 25
81349	RCR05G511JS	5905-00-197-0224	4 44
81349	RCR05G512JS	5905-00-689-1290	4 36
81349	RCR05G562JS	5905-00-411-1851	5 40
81349	RCR05G563JS	5905-00-412-0760	5 29
81349	RCR05G621JS	5905-00-422-3798	4 38
81349	RCR05G682JS	5905-00-617-5096	4 26
81349	RCR05G820JS	5905-00-409-2975	4 31
81349	RCR05G821JS	5905-00-401-7431	4 32
81349	RCR05G822JS	5905-00-466-1218	4 28
			5 38
81349	RCR05G914JS	5905-00-433-1915	5 48
81349	RCR07G2R7JS	5905-00-455-4403	5 42
81349	RCR07G201JS	5905-00-111-4845	5 22
81349	RCR07G241JS	5905-00-435-1718	4 43
81349	RJR26FW102P	5905-01-062-8637	4 40
81349	RJR26FW501P	5905-01-076-7974	5 27
81349	RJR26FX502P	5905-01-085-0728	5 24
81349	RJR26FX504P	5905-01-112-0082	5 47
81349	RNC50H1541FS	5905-00-147-4102	5 28
81349	RNC50H2872FS	5905-00-306-1082	5 26
81349	RNC50J8250FM		4 37
81349	RNC50K6491FM		4 48
81349	RTH42ES152J	5905-00-096-3223	4 24
81349	SE24XC01	5940-00-150-4314	4 14
52648	SL521A		4 53
52648	SL521B		4 52
52648	SL521C	5962-01-038-1384	4 51
52648	SM467		4 50
05041	000411-0414-03		5 15
05041	007-0080-000	5970-01-103-2995	2 26
98291	013-2051-47-9		2 27
05041	028-0034-001		2 21
94375	03649		3 1
94375	03760		2 35
98278	086-0055-0000	5935-00-621-7891	2 5
32159	1A2202M	5950-01-115-5409	4 18
24444	1N4691		5 52
24444	1N4693		5 57
81483	1N5151A		5 53
16352	1N5530B		5 56
03877	1N941A		5 55
29742	102731		1 1
50821	10783-301		5 50

NATIONAL STOCK NUMBER AND PART NUMBER INDEX

FSCM	PART NUMBER	PART NUMBER INDEX	
		STOCK NUMBER	FIG. ITEM
18876	11487045		3 8
18876	11487181		5 58
18876	11487726		3 10
18876	11487758	5895-01-201-2181	2 46
18876	11487759		5 59
18876	11487764		2 10
18876	11487767		2 19
18876	11487768		2 20
18876	11487770	5895-01-071-1443	2 51
18876	11487785		2 55
18876	11487789		2 52
05041	130-0001-000	5975-00-284-3319	2 25
18876	13012441		2 4
18876	13012443		2 40
18876	13012445	5895-01-201-1928	2 39
18876	13012451		4 17
18876	13012452		3 5
18876	13012453		3 3
18876	13012464		2 7
18876	13012466		4 58
18876	13012467	5895-01-201-2179	3 6
18876	13141980		2 10
18876	13141981		2 15
18876	13141987		2 14
18876	13141989	5895-01-201-2174	2 43
18876	13141993		2 45
18876	13141996	5895-01-201-2173	2 42
18876	13142002	5895-01-201-2175	2 44
71279	1937-3		2 28
15818	2N2896		5 17
07263	2N998		5 20
81073	30YY2188		2 1
31413	302-0001-002	5970-00-275-5238	2 22
31413	302-0002-002		2 23
31413	302-0002-003	5970-00-529-7085	2 24
91912	401-1088-01		4 12
86928	5445-1		2 30
78488	57-9118		2 32
53217	71-90627		2 6
34677	8101-0001		2 34
59660	8121-A100C06-680		4 9
34677	8121-0001		2 33
72982	8121B132S3B0561		4 11

By Order of the Secretary of the Army:

Official:

JOHN A. WICKHAM JR.
General, United States Army
Chief of Staff

DONALD J. DELANDRO
Brigadier General, United States Army
The Adjutant General

D I S T R I B U T I O N:

To be distributed in accordance with DA Form 12-32 literature requirements for STINGER.

RECOMMENDED CHANGES TO EQUIPMENT TECHNICAL PUBLICATIONS



THEN... JOT DOWN THE DOPE ABOUT IT ON THIS FORM. CAREFULLY TEAR IT OUT. FOLD IT AND DROP IT IN THE MAIL!

SOMETHING WRONG WITH THIS PUBLICATION?

FROM (PRINT YOUR UNIT'S COMPLETE ADDRESS)
 Commander
 Stateside Army Depot
 ATTN: AMSTA-US
 Stateside, N.J. 07703-5007

DATE SENT
 10 July 1975

PUBLICATION NUMBER TM 11-5840-340-20P	PUBLICATION DATE 23 Jan 78	PUBLICATION TITLE Radar Set AN/PRC-76
--	-------------------------------	--

BE EXACT... PIN-POINT WHERE IT IS

PAGE NO	PARA-GRAPH	FIGURE NO	TABLE NO
33			
44		19	
45			

IN THIS SPACE TELL WHAT IS WRONG AND WHAT SHOULD BE DONE ABOUT IT:

For item 2, change the NSN to read: 5835-00-134-9186.
Reason: Accuracy.

Identify the cover on the junction box (item no. 5).
Reason: It is a separate item and is not called out on figure 19.

Add the cover of the junction box as an item in the listing for figure 19.
Reason: Same as above

SAMPLE

PRINTED NAME, GRADE OR TITLE, AND TELEPHONE NUMBER
 SSG I. M. DeSpirt of 999-1776

SIGN HERE

TEAR ALONG PERFORATED LINE

FILL IN YOUR
UNIT'S ADDRESS

FOLD BACK

DEPARTMENT OF THE ARMY

POSTAGE AND FEES PAID
DEPARTMENT OF THE ARMY
DOD 314



OFFICIAL BUSINESS
PENALTY FOR PRIVATE USE \$300

SAMPLE

Commander
US Army Communications-Electronics Command
and Fort Monmouth
ATTN: AMSEL-ME-MP
Fort Monmouth, New Jersey 07703-5007

TEAR ALONG PERFORATED LINE

RECOMMENDED CHANGES TO EQUIPMENT TECHNICAL PUBLICATIONS



THEN...JOT DOWN THE DOPE ABOUT IT ON THIS FORM. CAREFULLY TEAR IT OUT, FOLD IT AND DROP IT IN THE MAIL.

SOMETHING WRONG WITH THIS PUBLICATION?

FROM: (PRINT YOUR UNIT'S COMPLETE ADDRESS)

DATE SENT

PUBLICATION NUMBER

TM 11-5895-1194-24P-1

PUBLICATION DATE

9 Sept 1985

PUBLICATION TITLE IFF Interrogator
Kits AN/PPX-3A AND AN/PPX-3B

BE EXACT PIN-POINT WHERE IT IS

PAGE NO.	PARA-GRAPH	FIGURE NO.	TABLE NO.

IN THIS SPACE TELL WHAT IS WRONG AND WHAT SHOULD BE DONE ABOUT IT:

TEAR ALONG PERFORATED LINE

PRINTED NAME GRADE OR TITLE AND TELEPHONE NUMBER

SIGN HERE

DA FORM 2028-2
1 JUL 79

PREVIOUS EDITIONS ARE OBSOLETE

P.S.--IF YOUR OUTFIT WANTS TO KNOW ABOUT YOUR RECOMMENDATION MAKE A CARBON COPE OF THIS AND GIVE IT TO YOUR HEADQUARTERS.

FILL IN YOUR
UNIT'S ADDRESS

FOLD BACK

DEPARTMENT OF THE ARMY

OFFICIAL BUSINESS
PENALTY FOR PRIVATE USE \$300

POSTAGE AND FEES PAID
DEPARTMENT OF THE ARMY
DOD 314



TEAR ALONG PERFORATED LINE

Commander
US Army Communications-Electronics Command
and Fort Monmouth
ATTN: AMSEL-ME-MP
Fort Monmouth, New Jersey 07703-5007



This fine document...

Was brought to you by me:



[Liberated Manuals -- free army and government manuals](#)

Why do I do it? I am tired of sleazy CD-ROM sellers, who take publicly available information, slap “watermarks” and other junk on it, and sell it. Those masters of search engine manipulation make sure that their sites that sell free information, come up first in search engines. They did not create it... They did not even scan it... Why should they get your money? Why are not letting you give those free manuals to your friends?

I am setting this document FREE. This document was made by the US Government and is NOT protected by Copyright. Feel free to share, republish, sell and so on.

I am not asking you for donations, fees or handouts. If you can, please provide a link to liberatedmanuals.com, so that free manuals come up first in search engines:

<A HREF=<http://www.liberatedmanuals.com/>>Free Military and Government Manuals

- Sincerely
Igor Chudov
<http://igor.chudov.com/>
- [Chicago Machinery Movers](#)