

TECHNICAL MANUAL

ORGANIZATIONAL MAINTENANCE REPAIR PARTS AND SPECIAL TOOLS LIST

FOR

**RECORDER-REPRODUCER SET, SOUND AN/UNH-10
(NSN 5835-00-082-3842)**

HEADQUARTERS, DEPARTMENT OF THE ARMY

OCTOBER 1977

**ORGANIZATIONAL MAINTENANCE REPAIR PARTS AND SPECIAL TOOLS LISTS
FOR
RECORDER-REPRODUCER SET, SOUND AN/UNH-10
(NSN 5835-00-082-3842)**

Current as of 20 June 1977

REPORTING OF ERRORS

You can improve this manual by recommending improvements using DA Form 2022 (Test) located in the back of the manual. Simply tear out the self-addressed form, fill it out as shown on the sample, fold it where shown, and drop it in the mail.

If there are no blank DA Forms 2028-2 (Test) in the back of your manual, use the standard DA Form 2028 (Recommended Changes to Publications and Blank Forms) and forward to the Commander, US Army Electronics Command, ATTN: DRSEL. MA-Q Fort Monmouth, New Jersey 07703.

In either case a reply will be furnished direct to you.

Table of Contents

	Page	Illus Figure
Section I. Introduction	1	
II. Repair parts list	5	
Group 00 Recorder-Reproducer Set, Sound AN/UNH-10.....	5	1-4
01 Battery Charger BC-4C (no parts authorized)		
02 Headset H-224/UNH-10 (No parts authorized)		
03 MicrophoneM-119/UNH-10		
Section III. Special tools list (Not applicable)		
IV. National stock number and part number index	12	

*This manual supersedes so much of TM 11-5874-200-25P, 28 July 1966, as pertains to organizational maintenance.

**SECTION I
INTRODUCTION**

1. Scope

This manual lists spares and repair parts; special tools; special test, measurement, and diagnostic equipment (CTMDE), and other special support equipment required for performance of organizational maintenance of the AN/UNH-10. It authorizes the requisitioning and issue of spares and repair parts as indicated by the source and maintenance codes.

2. General

This Repair Parts and Special Tools List is divided into the following sections:

a. Section II. Repair Parts List. A list of spares and repair parts authorized for use in the performance of maintenance. The list also includes parts which must be removed for replacement of the authorized parts. Parts lists are composed of functional groups in numeric sequence, with the parts in each group listed in figure and item number sequence.

b. Section III. Special Tools List. Not applicable.

c. Section IV. National Stock Number and Part Number Index. A list, in National item identification number (NIIN) sequence, of all National stock numbers (NSN) appearing in the listings, followed by a list, in alphameric sequence, of all part numbers appearing in the listings. National stock numbers and part numbers are cross-referenced to each illustration figure and item number appearance.

3. Explanation of Columns

a. Illustration. This column is divided as follows:

(1) Figure number. Indicates the figure number of the illustration on which the item is shown.

(2) Item number. The number used to identify item called out in the illustration.

b. Source, Maintenance, and Recoverability (SMR) Codes.

(1) Source code. Source codes indicate the manner of acquiring support items for maintenance, repair, or overhaul of end items. Source codes are entered in the first and second positions of the Uniform SMR Code format as follows:

Code	Definition
PA-	Item procured and stocked for anticipated or known usage.

Code	Definition
------	------------

XD-	A support item that is not stocked. When required, item will be procured through normal supply channels.
-----	--

NOTE

Cannibalization or salvage may be used as a source of supply for any items source coded above except those coded XA and aircraft support items as restricted by AR 700-42.

(2) Maintenance code. Maintenance codes are assigned to indicate the levels of maintenance authorized to USE and REPAIR support items. The maintenance codes are entered in the third and fourth positions of the Uniform SMR Code format as follows:

(a) The maintenance code entered in the third position will indicate the lowest maintenance level authorized to remove, replace, and use the support item. The maintenance code entered in the third position will indicate one of the following levels of maintenance:

Code	Application/Explanation
------	-------------------------

C-	Crew or operator maintenance performed within organizational maintenance.
----	---

O-	Support item is removed, replaced, used at the organizational level.
----	--

(b) The maintenance code entered in the fourth position indicates whether the item is to be repaired and identifies the lowest maintenance level with the capability to perform complete repair (i.e., all authorized maintenance functions). This position will contain one of the following maintenance codes:

Code	Application/Explanation
------	-------------------------

H-	The lowest maintenance level capable of complete repair of the support item is the general support level.
----	---

Z-	Nonreparable. No repair is authorized.
----	--

(3) Recoverability code. Recoverability codes are assigned to support items to indicate the disposition action on unserviceable items. The recoverability code is entered in the fifth position of the Uniform SMR Code format as follows:

Recoverability

codes

Definition

Z-	Nonreparable item. When unserviceable, condemn and dispose at the level indicated in position 3.
----	--

Recoverability

Codes	Definition
H-	Reparable item. When uneconomically reparable, condemn and dispose at the general support level
	c. National Stock Number. Indicates the National stock number assigned to the item and will be used for requisitioning purposes.
	d. Part Number. Indicates the primary number used by the manufacturer (individual, company, firm, corporation, or Government activity), which controls the design and characteristics of the item by means of its engineering drawings, specifications, standards, and inspection requirements to identify an item or range of items.

NOTE

When a stock numbered item is requisitioned, the repair part received may have a different part number than the part being replaced.

e. Federal Supply Code for Manufacturer (FSCM). The FSCM is a 5digit numeric code listed in SB 708-42 which is used to identify the manufacturer, distributor, or Government agency, etc.

f. Description. Indicates the Federal item name and, if required, a minimum description to identify the item.

g. Unit of Measure (U/M). Indicates the standard of the basic quantity of the listed item as used in performing the actual maintenance function. This measure is expressed by a two-character alphabetical abbreviation (e.g, ea, in, pr, etc). When the unit of measure differs from the unit of issue, the lowest unit of issue that will satisfy the required units of measure will be requisitioned.

h. Quantity Incorporated in Unit Indicates the quantity of the item used in the breakout shown on the illustration figure, which is prepared for a functional group, subfunctional group, or an assembly.

4. Special Information

- a. The following publication pertains to the

AN/UNH-10 and its components:

TM 11-5874-200-12, Recorder-Reproducer Set, Sound AN/UNH-10

b. The illustrations in this manual are identical to those published in TM 11-5874-200-40P. Only those parts assigned the third position SMR maintenance code "C" or "O" are listed in the tabular listing; therefore, there may be a break in the item number sequence. Only illustrations containing organizational authorized items appear in this manual.

5. How to Locate Repair Parts

a. When National stock number or part number is unknown.

(1) First. Using the table of contents, determine the functional group within which the item belongs. This is necessary since illustrations are prepared for functional groups and listings are divided into the same groups.

(2) Second. Find the illustration covering the functional group to which the item belongs.

(3) Third. Identify the item on the illustration and note the illustration figure and item number of the item.

(4) Fourth. Using the Repair Parts Listing, find the figure and item number noted on the illustration.

b. When National stock number or part number is known.

(1) First. Using the Index of National Stock Numbers and Part Numbers, find the pertinent National stock number or part number. This index is in NIIN sequence followed by a list of part numbers in alphabetic sequence, cross-referenced to the illustration figure number and item number.

(2) Second. After finding the figure and item number, locate the figure and item number in the repair parts list.

6. Abbreviations

Not applicable.

(Next printed page is 4)

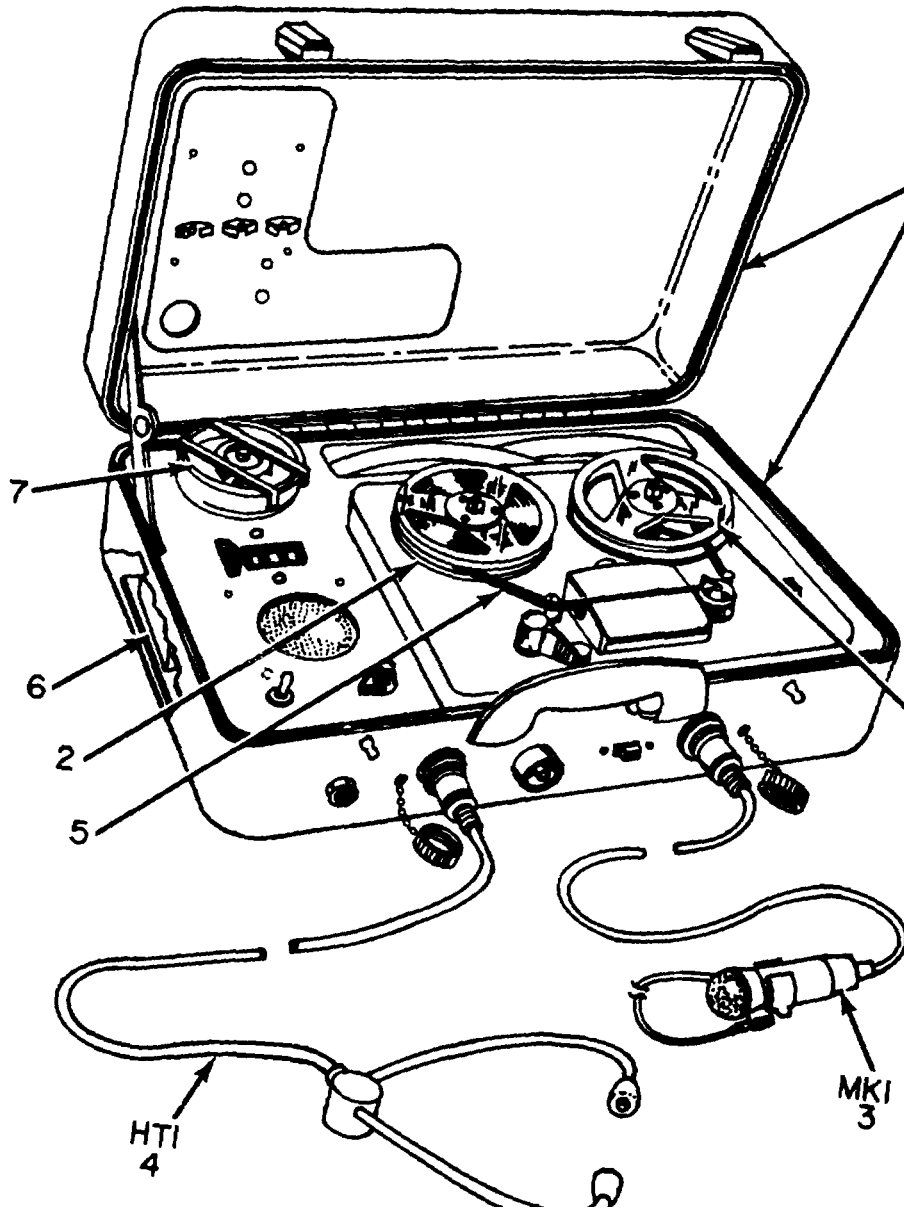


Figure 1. Recorder Reproducer Set, Sound AN/UNH-10 .

EL110001

SECTION II

TM11-5874-200-20P

(1) ILLUSTRATION		(2)	(3)	(4)	(5)	(6) DESCRIPTION	(7)	(8)
(a) FIG NO.	(b) ITEM NO.	SMR CODE	NATIONAL STOCK NUMBER	PART NUMBER	FSCM	USABLE ON CODE	U/M	QTY INC IN UNIT
						GROUP 00 RECORDER REPRODUCER SET, SOUND AN/UNH-10		
1	2	PACZZ	5835-00-461-9984	RB1-4-5	94961	REEL, SOUND RECORDING TAPE	EA	2
1	3	PAOHH	5965-00-082-3843	M119UNH10	80058	MICROPHONE, DYNAMIC.....	EA	1
1	4	PAOHH	5965-00-013-7990	H224/UNH-10	80058	HEADSET, ELECTRICAL.....	EA	1
1	5	PACZZ	5835-00-419-0575	200-1-4-1200	94161	TAPE, SOUND, RECORDING.....	EA	1
1	7	PACZZ	5835-00-909-7421	U1310CC15	78723	CARTRIDGE, LOOP.....	EA	1
					5			

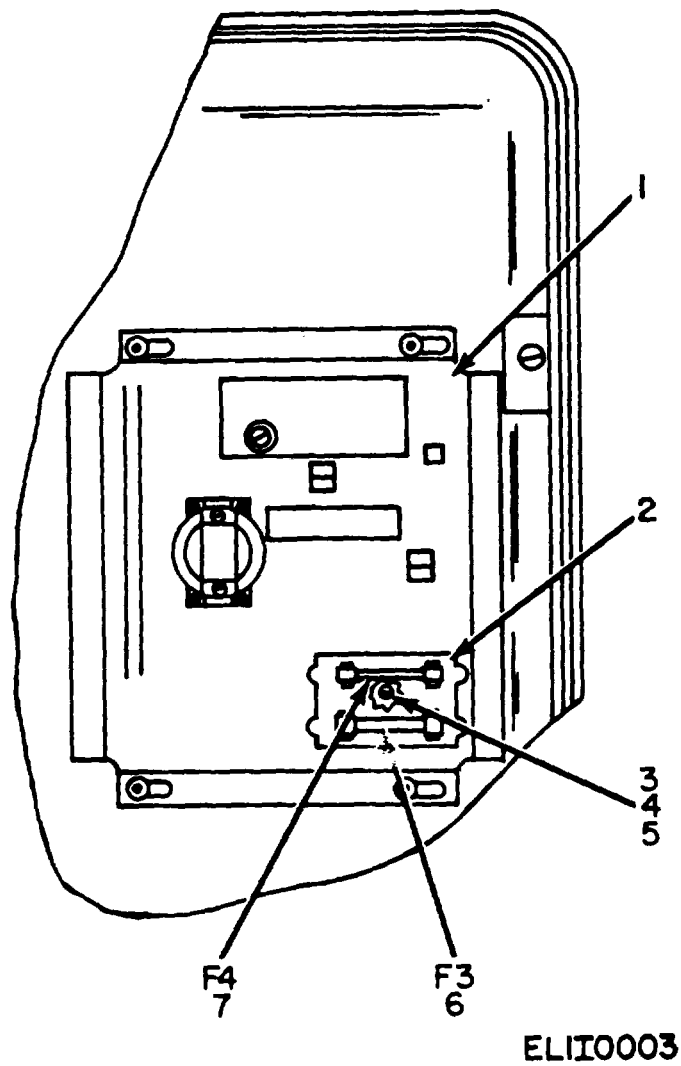
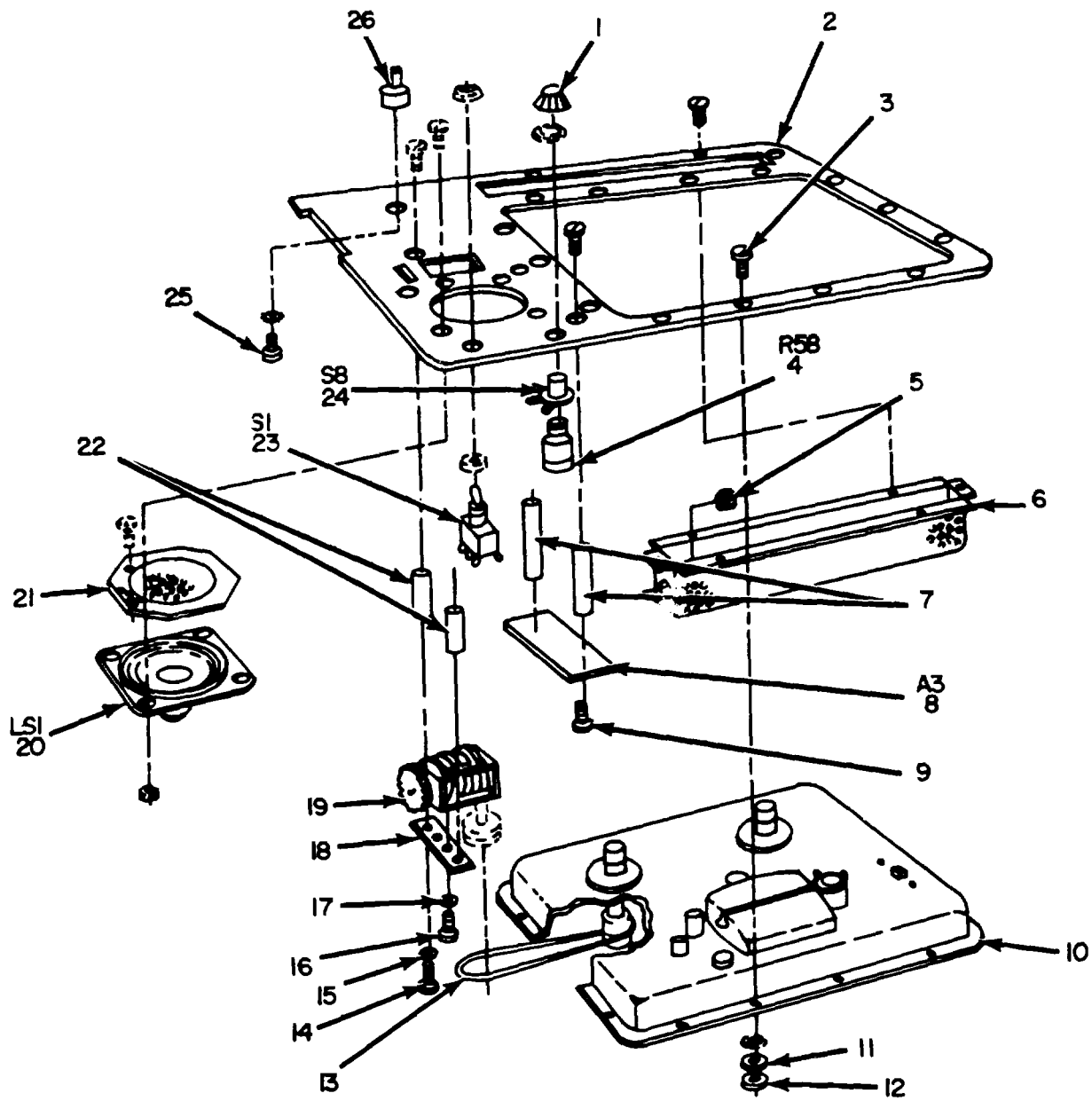


Figure 2. Recorder Reproducer Set, Sound AN/UNH-10, Cover Assembly .

SECTION II

TM11-5874-200-20P

(1) ILLUSTRATION		(2)	(3)	(4)	(5)	(6)	(7)	(8)
(a) FIG NO.	(b) ITEM NO.	SMR CODE	NATIONAL STOCK NUMBER	PART NUMBER	FSCM	DESCRIPTION USABLE ON CODE	U/M	QTY INC IN UNIT
2	6	PACZZ	5920-00-184-2050	3136-25	75915	FUSE, CARTRIDGE	EA	1
2	7	PACZZ	5920-00-710-8434	312-500	75915	FUSE, CARTRIDGE	EA	1
					7			



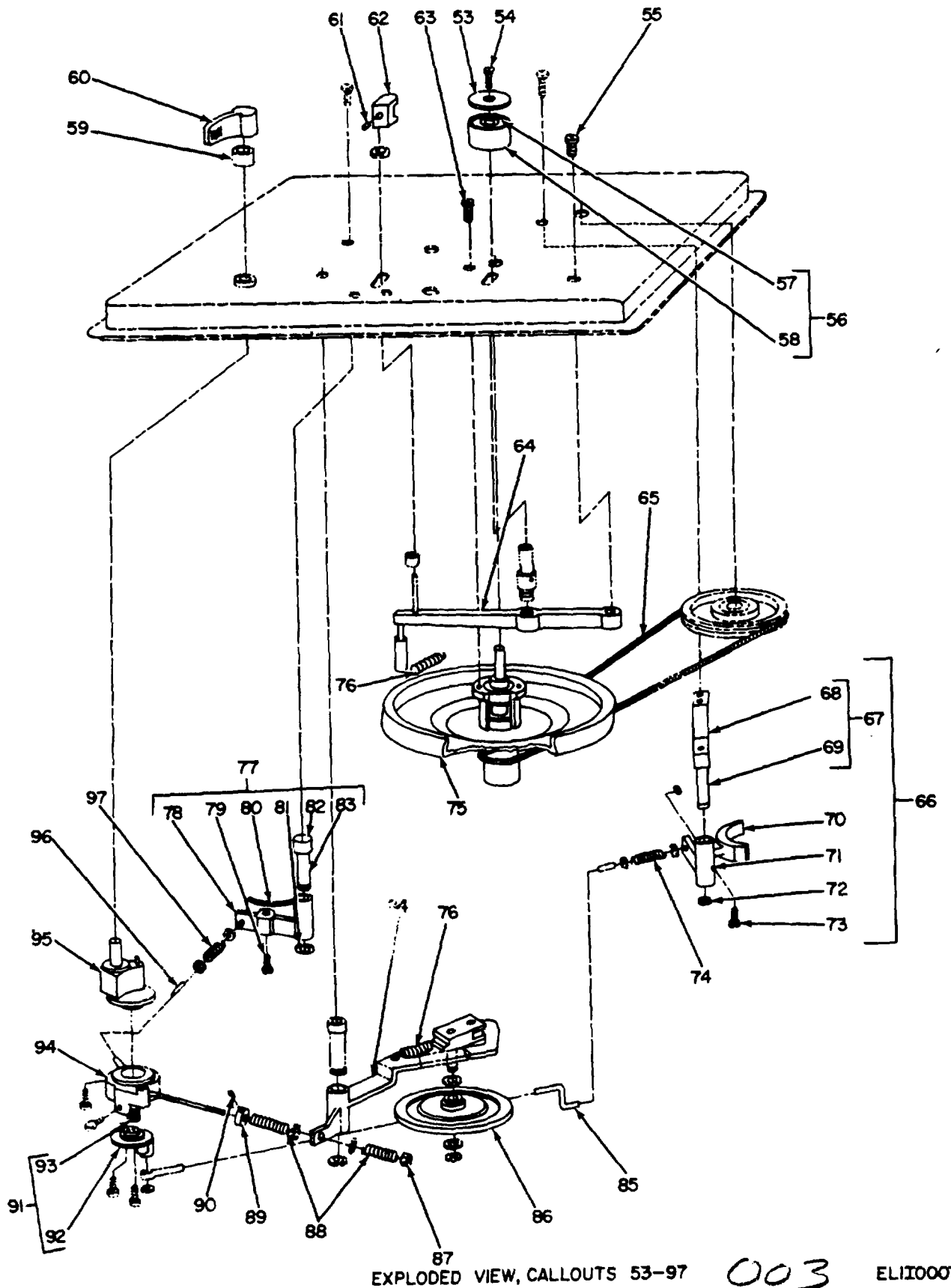
ELI0004

Figure 3. Recorder Reproducer Set, Sound AN/UNH-10, Panel Assembly, Main .

SECTION II

TM11-5874-200-20P

(1) ILLUSTRATION		(2)	(3)	(4)	(5)	(6)	(7)	(8)
(a) FIG NO.	(b) ITEM NO.	SMR CODE	NATIONAL STOCK NUMBER	PART NUMBER	FSCM	DESCRIPTION USABLE ON CODE	U/M	QTY INC IN UNIT
3	1	XDCZZ	3030-00-477-8311	2246C	83330	KNOB	EA	1
3	13	PACZZ		568-157	77308		BELT, ROUND, COUNTER DRIVE	EA
					9			



ELI00001

Figure 4. Recorder Reproducer Set, Sound AN/UNH-10, Transport Magnetic Tape .

SECTION II

TM11-5874-200-20P

(1) ILLUSTRATION		(2)	(3)	(4)	(5)	(6)	(7)	(8)
(a) FIG NO.	(b) ITEM NO.	SMR CODE	NATIONAL STOCK NUMBER	PART NUMBER	FSCM	DESCRIPTION USABLE ON CODE	U/M	QTY INC IN UNIT
4	60	PACZZ	5355-00-667-8972	2234B	72653	KNOB	EA	1
4	65	PACZZ	3030-00-455-1614	568-235	77308	BELT, ROUND, TAKEUP DRIVE	EA	1
					11			

NATIONAL STOCK NUMBER AND PART INDEX

STOCK NUMBER	FIG. NO.	ITEM NO.
5965-00-013-7990	1	4
5965-00-082-3843	1	3
5920-00-184-2050	2	6
5835-00-419-0575	1	5
3030-00-455-1614	4	65
5835-00-461-9984	1	2
3030-00-477-8311	3	13
5355-00-667-8972	4	60
5920-00-710-8434	2	7
5835-00-909-7421	1	7

PART NO.	FSCM	FIG NO.	ITEM NO.
M119UNH10	80058	1	3
H224/UNH-10	80058	1	4
RB1-4-5	94961	1	2
U1310CC15	78723	1	7
200-1-4-1200	94161	1	5
2234B	72653	4	60
2246C	83330	3	1
312-500	75915	2	7
3136-25	75915	2	6
568-157	77308	3	13
568-235	77308	4	65

By Order of the Secretary of the Army:

Official:

BERNARD W. ROGERS
General, United States Army
Chief of staff

J. C. PENNINGTON
Brigadier General, United States Army
The Adjutant General

Distribution:

To be distributed in accordance with DA Form 12-51 Organizational maintenance requirements for AN/UNH-10.

*US. GOVERNMENT PRINTING OFFICE: 1977-7650/297

RECOMMENDED CHANGES TO EQUIPMENT TECHNICAL PUBLICATIONS



THEN... JOT DOWN THE DOPE ABOUT IT ON THIS FORM, CAREFULLY TEAR IT OUT, FOLD IT AND DROP IT IN THE MAIL!

SOMETHING WRONG WITH THIS PUBLICATION?

FROM: (PRINT YOUR UNIT'S COMPLETE ADDRESS)

DATE SENT

PUBLICATION NUMBER

PUBLICATION DATE

PUBLICATION TITLE

BE EXACT... PIN-POINT WHERE IT IS

IN THIS SPACE TELL WHAT IS WRONG AND WHAT SHOULD BE DONE ABOUT IT:

PAGE NO.	PARA-GRAPH	FIGURE NO.	TABLE NO.
----------	------------	------------	-----------

TEAR ALONG PERFORATED LINE

PRINTED NAME, GRADE OR TITLE, AND TELEPHONE NUMBER

SIGN HERE:

DA FORM 2028-2 JUL 79

PREVIOUS EDITIONS ARE OBSOLETE.

P.S.—IF YOUR OUTFIT WANTS TO KNOW ABOUT YOUR RECOMMENDATION MAKE A CARBON COPY OF THIS AND GIVE IT TO YOUR HEADQUARTERS.

This fine document...

Was brought to you by me:



[Liberated Manuals -- free army and government manuals](#)

Why do I do it? I am tired of sleazy CD-ROM sellers, who take publicly available information, slap “watermarks” and other junk on it, and sell it. Those masters of search engine manipulation make sure that their sites that sell free information, come up first in search engines. They did not create it... They did not even scan it... Why should they get your money? Why are not letting you give those free manuals to your friends?

I am setting this document FREE. This document was made by the US Government and is NOT protected by Copyright. Feel free to share, republish, sell and so on.

I am not asking you for donations, fees or handouts. If you can, please provide a link to liberatedmanuals.com, so that free manuals come up first in search engines:

<A HREF=<http://www.liberatedmanuals.com/>>Free Military and Government Manuals

- Sincerely
Igor Chudov
<http://igor.chudov.com/>
- [Chicago Machinery Movers](#)