

TECHNICAL MANUAL

**ORGANIZATIONAL MAINTENANCE REPAIR
PARTS**

AND SPECIAL TOOLS LISTS

FOR

LASER INFRARED OBSERVATION

SET

AN/GVS-5

(NSN 5860-01-062-3543)

TECHNICAL MANUAL }
 No. 11-5860-201-20P }

HEADQUARTERS
 DEPARTMENT OF THE ARMY
 WASHINGTON, DC 8 June 1981

**ORGANIZATIONAL MAINTENANCE REPAIR PARTS
 AND SPECIAL TOOLS LISTS
 FOR
 LASER INFRARED OBSERVATION SET AN/GVS-5
 (NSN 5860-01-062-3543)**

Current as of 26 December 1980

REPORTING ERRORS AND RECOMMENDING IMPROVEMENTS
 You can help improve this manual. If you find any mistakes or if you know of a way to improve the procedures, please let us know. Mail your letter, DA Form 2028 (Recommended Changes to Publications and Blank Forms), or DA Form 2028-2 located in back of this manual direct to Commander, US Army Communications and Electronics Materiel Readiness Command, ATTN: DR-SEL-ME-MQ, Fort Monmouth, NJ 07703.
 In either case, a reply will be furnished direct to you.

Table of Contents

		Page	Illus Figure
SECTION	I. Introduction	1	
	II. Repair Parts List	5	
GROUP	00 Laser Infrared Observation Set AN/GVS-5.	5	1
	01 Laser Infrared Observation Device MX-9838/GVS-5.	7	2
	0101 Cover Assesmbly (No parts authorized)		
	0102 Trigger Circuit Assembly, A1 (No parts authorized)		
	0103 Control Panel Assembly	9	3
	0104 Optical Asssembly, A3	11	4
	010406 Eyepiece (No parts authorized)		
	0105 Laser Transmitter Module, A2 (No parts authorized)		
	0106 Power Supply Assembly, PS1 (No parts authorized)		
	02 Cable Assembly, Special Purpose, Electrical CX-13021/GVS-5.	13	5
	0216 Cable Assembly Printed Wiring Board, A1 (No parts authorized)		
	03 Case, Field, Laser Infrared Observation Device CY-7536/GVS-5	15	6
	04 Case, Transit, Laser Infrared Observation Set CY-7535/GVS-5	17	7
	05 Mount Adapter MT-4832/GVS-5 (No parts authorized)		
SECTION	III. Special Tools List (Not applicable)		
	IV. National Stock Number and Part Number Index	18	

★ This manual supersedes TM 11-5860-201-20P, 7 September 1979.

SECTION I INTRODUCTION

1. Scope

This manual lists spares and repair parts; special tools; special test, measurement, and diagnostic equipment (TMDE), and other special support equipment required for performance of organizational maintenance of the AN/GVS-5. It authorizes the requisitioning and issue of spares and repair parts as indicated by the source and maintenance codes.

2. General

This Repair Parts and Special Tools List is divided into the following sections:

a. Section II. Repair Parts List. A list of spares and repair parts authorized for use in the performance of maintenance. The list also includes parts which must be removed for replacement of the authorized parts. Parts lists are composed of functional groups in numeric sequence, with the parts in each group listed in figure and item number sequence.

b. Section II. Special Tools List. Not applicable.

c. Section IV. National Stock Number and Part Number Index. A list, in National item identification number (NIIN) sequence, of all National stock numbers (NSN) appearing in the listings, followed by a list, in alphameric sequence, of all part numbers appearing in the listings. National stock numbers and part numbers are cross-referenced to each illustration figure and item number appearance.

3. Explanation of Columns

a. Illustration. This column is divided as follows:

(1) *Figure number.* Indicates the figure number of the illustration on which the item is shown.

(2) *Item number.* The number used to identify item called out in the illustration.

b. Source, Maintenance, and Recoverability (SMR) Codes.

(1) *Source code.* Source codes indicate the manner of acquiring support items for maintenance, repair, or overhaul of end items. Source codes are entered in the first and second positions of the Uniform SMR Code format as follows:

<i>Code</i>	<i>Definition</i>
-------------	-------------------

PA—Item procured and stocked for anticipated or known usage.
--

<i>Code</i>	<i>Definition</i>
-------------	-------------------

PD—Support item, excluding support equipment, procured for initial issue or outfitting and stocked only for subsequent or additional initial issues or outfittings. Not subject to automatic replenishment.

XA—Item is not procured or stocked because the requirements for the item will result in the replacement of the next higher assembly.
--

XD—A support item that is not stocked. When required, item will be procured through normal supply channels.

NOTE

Cannibalization or salvage may be used as a source of supply for any items source coded above except those coded XA and aircraft support items as restricted by AR 700-42.

(2) *Maintenance code.* Maintenance codes are assigned to indicate the levels of maintenance authorized to USE and REPAIR support items. The maintenance codes are entered in the third and fourth positions of the Uniform SMR Code format as follows:

(a) The maintenance code entered in the third position will indicate the lowest maintenance level authorized to remove, replace, and use the support item. The maintenance code entered in the third position will indicate one of the following levels of maintenance:

<i>Code</i>	<i>Application/Explanation</i>
-------------	--------------------------------

O—Support item is removed, replaced, used at the organizational level.
--

(b) The maintenance code entered in the fourth position indicates whether the item is to be repaired and identifies the lowest maintenance level with the capability to perform complete repair (i.e., all authorized maintenance functions). This position will contain one of the following maintenance codes:

<i>Code</i>	<i>Application/Explanation</i>
-------------	--------------------------------

O—The lowest maintenance level capable of complete repair of the support item is the organizational level.
--

F—The lowest maintenance level capable of complete repair of the support item is the direct support level.
--

<i>Code</i>	<i>Application/Explanation</i>
D	The lowest maintenance level capable of complete repair of the support item is the depot level.
Z	Nonreparable. No repair is authorized.

(3) *Recoverability code*. Recoverability codes are assigned to support items to indicate the disposition action on unserviceable items. The recoverability code is entered in the fifth position of the Uniform SMR Code format as follows:

<i>Recoverability codes</i>	<i>Definition</i>
Z	Nonreparable item. When unserviceable, condemn and dispose at the level indicated in position 3.
O	Reparable item. When uneconomically repairable, condemn and dispose at organizational level.
F	Reparable item. When uneconomically repairable, condemn and dispose at the direct support level.
D	Reparable item. When beyond lower level repair capability, return to depot. Condemnation and disposal not authorized below depot level.

c. National Stock Number. Indicates the National stock number assigned to the item and will be used for requisitioning purposes.

d. Federal Supply Code for Manufacturer (FSCM). The FSCM is a 5-digit numeric code listed in SB 708-42 which is used to identify the manufacturer, distributor, or Government agency, etc.

e. Part Number. Indicates the primary number used by the manufacturer (individual, company, firm, corporation, or Government activity), which controls the design and characteristics of the item by means of its engineering drawings, specifications, standards, and inspection requirements to identify an item or range of items.

NOTE

When a stock numbered item is requisitioned, the repair part received may have a different part number than the part being replaced.

f. Description. Indicates the Federal item name and, if required, a minimum description to identify the item.

g. Unit of Measure (U/M). Indicates the standard of the basic quantity of the listed item as used in performing the actual maintenance function. This measure is expressed by a two-character alphabetical abbreviation (e. g., ea, in, pr, etc). When the unit of measure differs from the unit of issue, the lowest unit of issue that will satisfy the required units of measure will be requisitioned.

h. Quantity Incorporated in Unit. Indicates the quantity of the item used in the breakout shown on the illustration figure, which is prepared for a functional group, subfunctional group, or an assembly.

4. Special Information

a. The following publications pertain to the AN/GVS-5 and its components:

TM 11-5860-201-10, Laser Infrared Observation Set AN/GVS-5

TM 11-5860-201-20, Laser Infrared Observation Set AN/GVS-5.

b. The illustrations in this manual are identical to those published in TM 11-5860-201-30P. Only those parts assigned the third position SMR maintenance code "C" or "O" are listed in the tabular listing therefore, there may be a break in the item number sequence. Only illustrations containing organizational authorized items appear in this manual.

c. National stock numbers (NSN's) that are missing from P source coded item have been applied for and will be added to this TM by future change/revision when they are entered in the Army Master Data File (AMDF). Until the NSN's are established and published, submit exception requisitions to Commander, US Army Communications and Electronics Materiel Readiness Command, ATTN: DRSEL-MM, Fort Monmouth, NJ 00703 for the part required to support your equipment.

5. How to Locate Repair Parts

a. When National stock number or part number is unknown.

(1) *First*. Using the table of contents, determine the functional group within which the item belongs. This is necessary since illustrations are prepared for functional groups and listings are divided into the same groups.

(2) *Second*. Find the illustration covering the functional group to which the item belongs.

(3) *Third*. Identify the item on the illustration and note the illustration figure and item number of the item.

(4) *Fourth*. Using the Repair Parts Listing, find the figure and item number noted on the illustration.

b. When National stock number or part number is known.

(1) *First*. Using the Index of National Stock Numbers and Part Numbers, find the pertinent National stock number or part number. This index is in NIIN sequence followed by a list of part num-

bers in alphameric sequence, cross-referenced to the illustration figure number and item number.

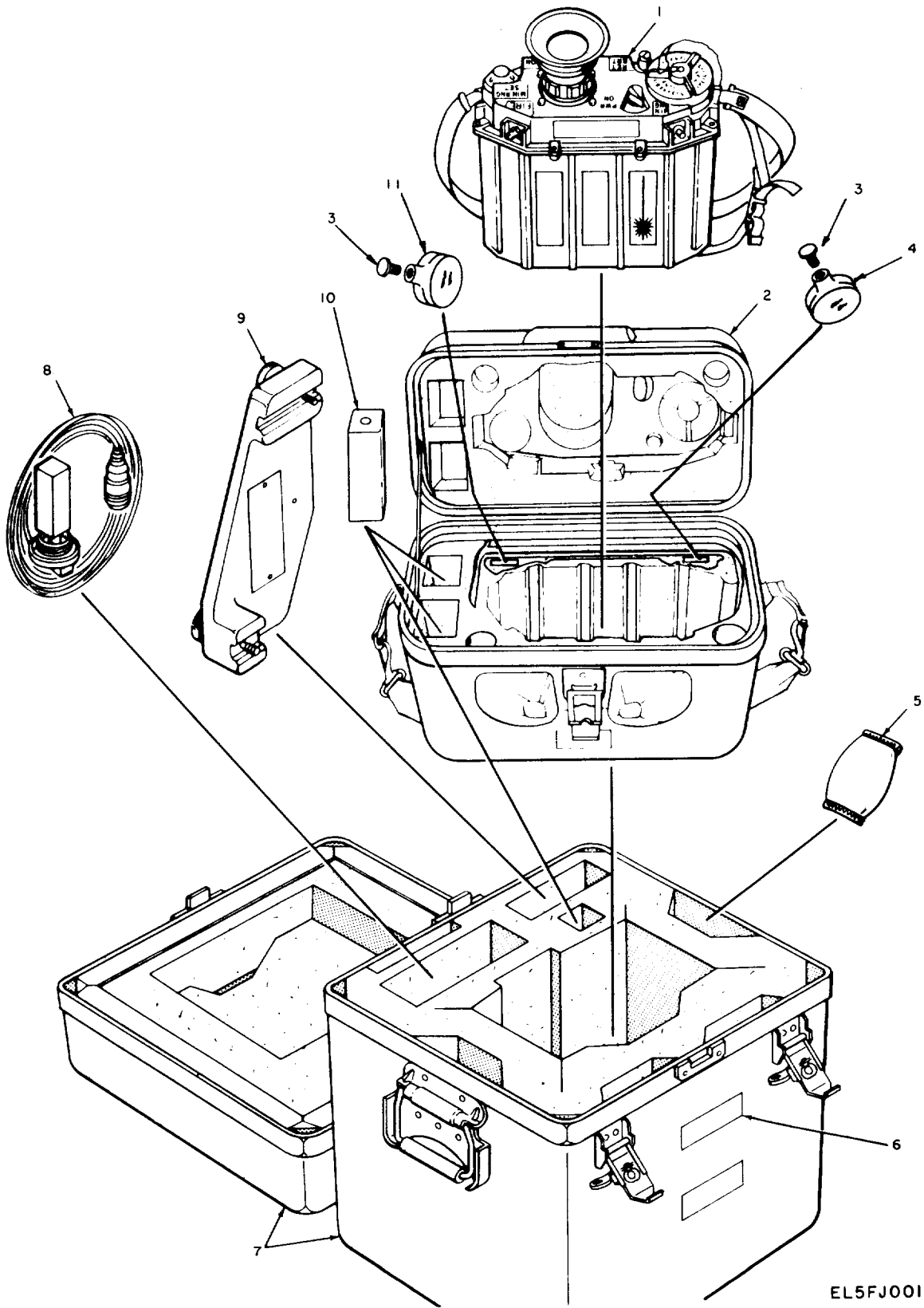
(2) *Second* After finding the figure and item number, locate the figure and item number in the

repair parts list.

6. Abbreviations

Not applicable.

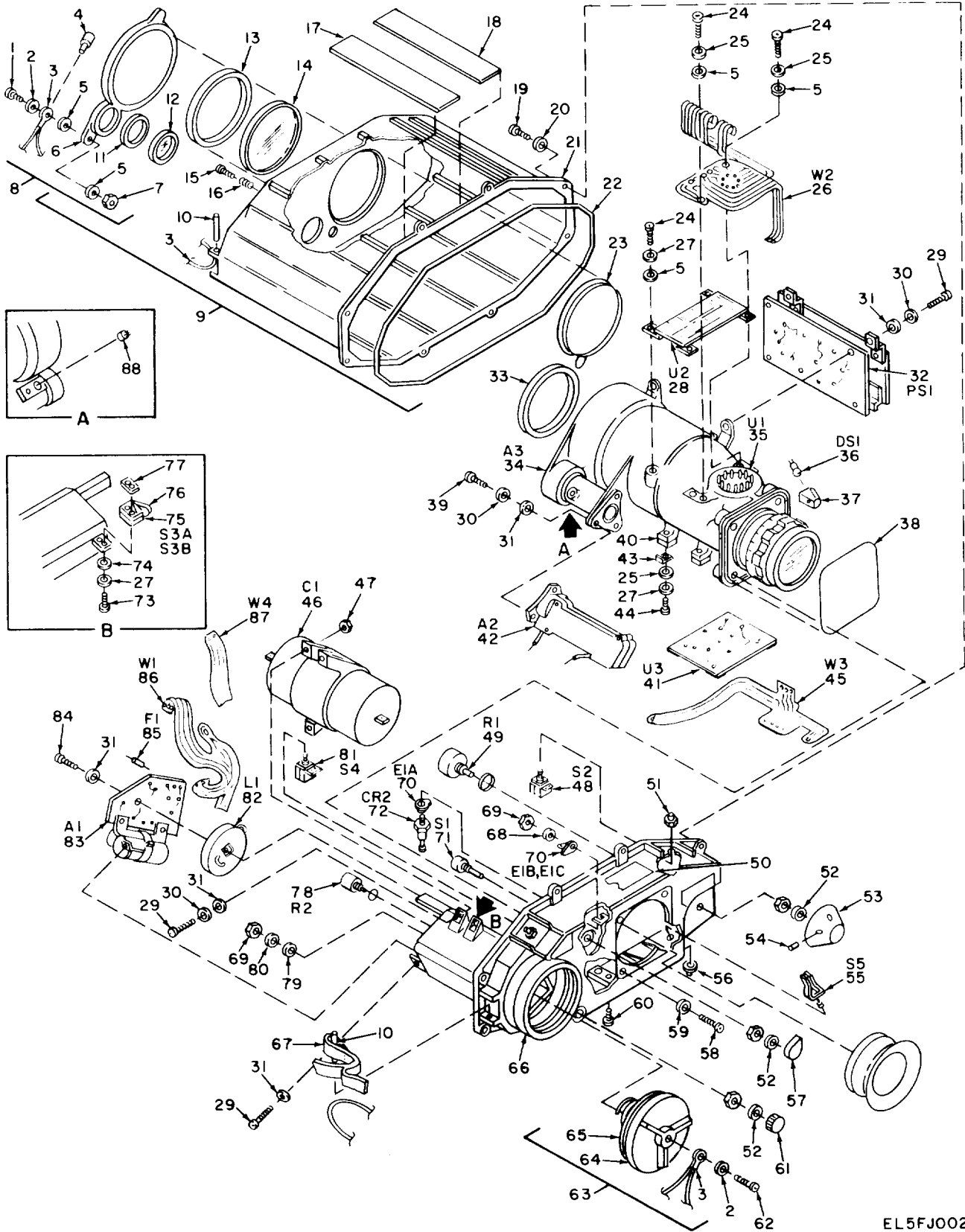
(Next printed page is 4)



EL5FJ001

Figure 1. Laser Infrared Observation Set AN/GVS-5.

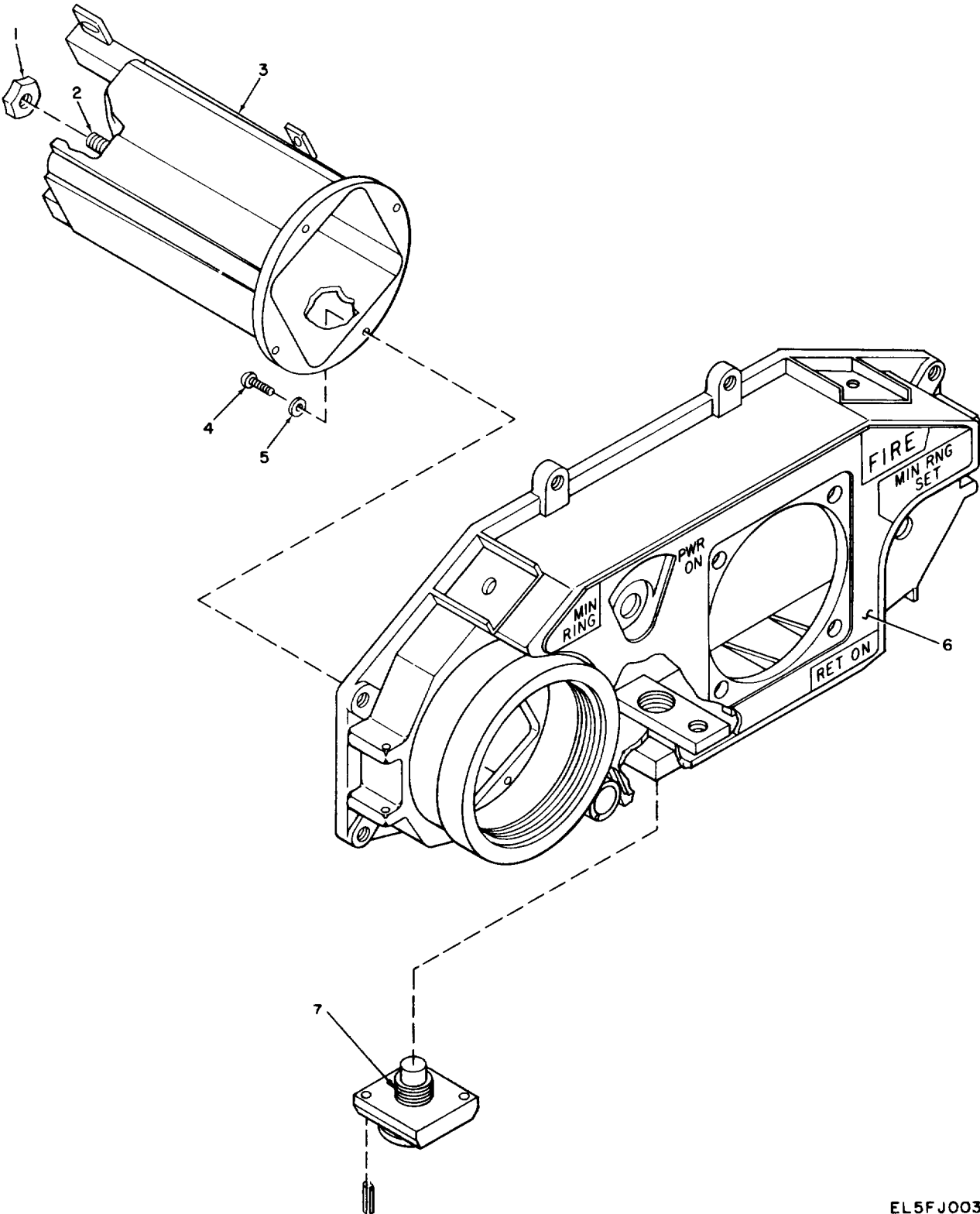
SECTION II		TM11-5860-201-20P					
(1)	(2)	(3)	(4)	(5)	(6)	(7)	(8)
ILLUSTRATION					DESCRIPTION		QTY
(A) (B)		NATIONAL					INC
FIG ITEM	SMR	STOCK		PART			IN
NO NO	CODE	NUMBER	FSCM	NUMBER		USABLE U/M	UNIT
GROUP 00 LASER INFRARED OBSERVATION							
SET AN/GVS-5							
1	1	PDODD 5860-01-070-3803	80058	MX-9838/GVS-5	LASER, INFRARED OBSE	EA	1
1	2	PAOFF 5860-01-072-2885	80058	CY-7536/GVS-5	CASE, FIELD, LASER, IN	EA	1
1	3	PAOZZ 5305-00-833-8631	96906	MS18212-15	SCREW, MACHINE	EA	2
1	4	PAOOO	80063	SM-C-955638	FILTER ASSY, YELLOW	EA	1
1	5	PAOZZ	81349	M3464TYPE1	DESICCANT	EA	4
1	8	PAODD 5995-01-069-0969	80058	CX-13021/GVS-5	CABLE ASSEMBLY, SPEC	EA	1
1	9	PAOZZ 5860-01-069-4742	80058	MT-4832/GVS-5	MOUNT, ADAPTER	EA	1
1	10	PAOZZ 6140-01-042-9942	80058	BB-516-U	BATTERY, STORAGE	EA	3
1	11	PAOOO	80063	SM-C-955637	FILTER ASSY, RED	EA	1



EL5FJ002

Figure 2. Laser Infrared Observation Device MX-9838/GVS-5.

SECTION II		TM11-5860-201-20P					
(1)	(2)	(3)	(4)	(5)	(6)	(7)	(8)
ILLUSTRATION					DESCRIPTION		QTY
(A) (B)		NATIONAL		PART		USABLE ON	INC
FIG ITEM	SMR	STOCK	FSCM	NUMBER		U/M	IN
NO NO	CODE	NUMBER					UNIT
GROUP 01 LASER INFRARED OBSERVATION DEVICE							
MX-9838/GVS-5							
2	1	PAOZZ 5305-01-076-4890	80063	SM-C-852343	SCREW,MACHINE	EA	1
2	2	PAOZZ 5310-01-070-5550	80063	SM-C-852048	WASHER, SHOULDERED	EA	3
2	3	PAOZZ 5860-01-075-0047	80063	SM-C-852049	CABLE ASSEMBLY	EA	2
2	4	PAOZZ 5970-00-954-1622	81349	M23053/5-105-0	INSULATION SLEEVING	FT	1
2	5	PAOZZ 5310-595-6761	96906	MS15795-802	WASHER, FLAT	EA	7
2	6	PAOZZ	80063	SM-D-955608-1	LENS PROTECTOR	EA	1
2	7	PAOZZ 5310-01-076-3181	80063	SM-C-852349	NUT, PLAIN, HEXAGON	EA	1
2	8	PAOOO	80063	SM-D-955608	LENS PROTECTOR ASSY	EA	1
2	10	PAOZZ 5315-01-074-5941	80063	SM-C-882415	PIN, STRAP	EA	3
2	17	PAOZZ 7690-01-070-9088	80063	SM-C-852140	LABEL	EA	1
2	18	PAOZZ 7690-01-070-9089	80063	SM-C-882408	LABEL	EA	1
2	53	PAOZZ 5355-01-074-5966	80063	SM-C-852038	KNOB	EA	1
2	54	PAOZZ 5305-717-6950	96906	MS51963-9	SETSCREW	EA	2
2	57	PAOZZ 5355-00-990-3173	96906	MS91528-0P1B	KNOB	EA	1
2	61	PAOZZ 5355-00-850-9799	96906	MS91528-0N1B	KNOB	EA	1
2	62	PAOZZ 5305-01-076-3164	80205	NAS1635-02LN4	SCREW, SELF-LOCKING	EA	1
2	63	PAOOO 5860-01-074-5957	80063	SM-D-852014	COVER, BATTERY BOX	EA	1
2	64	XAOZZ	80063	SM-D-852045	COVER, BATT MA	EA	1
2	65	PAOZZ 5330-00-582-2571	96906	MS9020-24	PACKING, PREFORMED	EA	1
2	67	PAOZZ 5340-01-074-5940	80063	SM-D-852037	STRAP ASSEMBLY, CARR	EA	1



EL5FJ003

Figure 3. Control Panel Assembly

(1) ILLUSTRATION (A) (B) FIG ITEM NO NO	(2) SMR CODE	(3) NATIONAL STOCK NUMBER	(4) FSCM	(5) PART NUMBER	(6) DESCRIPTION	(7) USABLE U/M	(8) QTY INC IN UNIT
3	6	XDOZZ	80063	SM-D-852136	GROUP 0103 CONTROL PANEL ASSEMBLY PLATE, NOMENCLA	EA	1

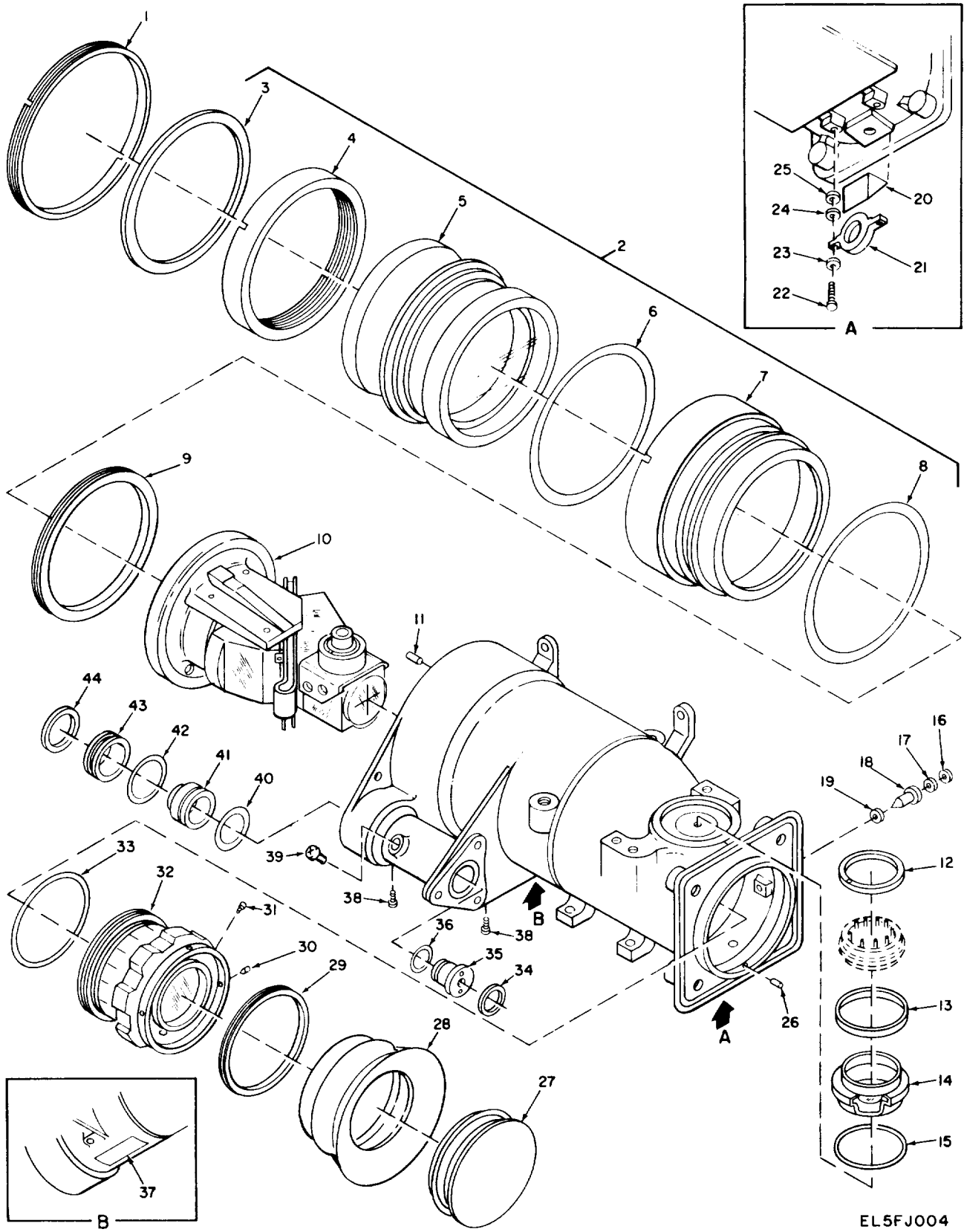
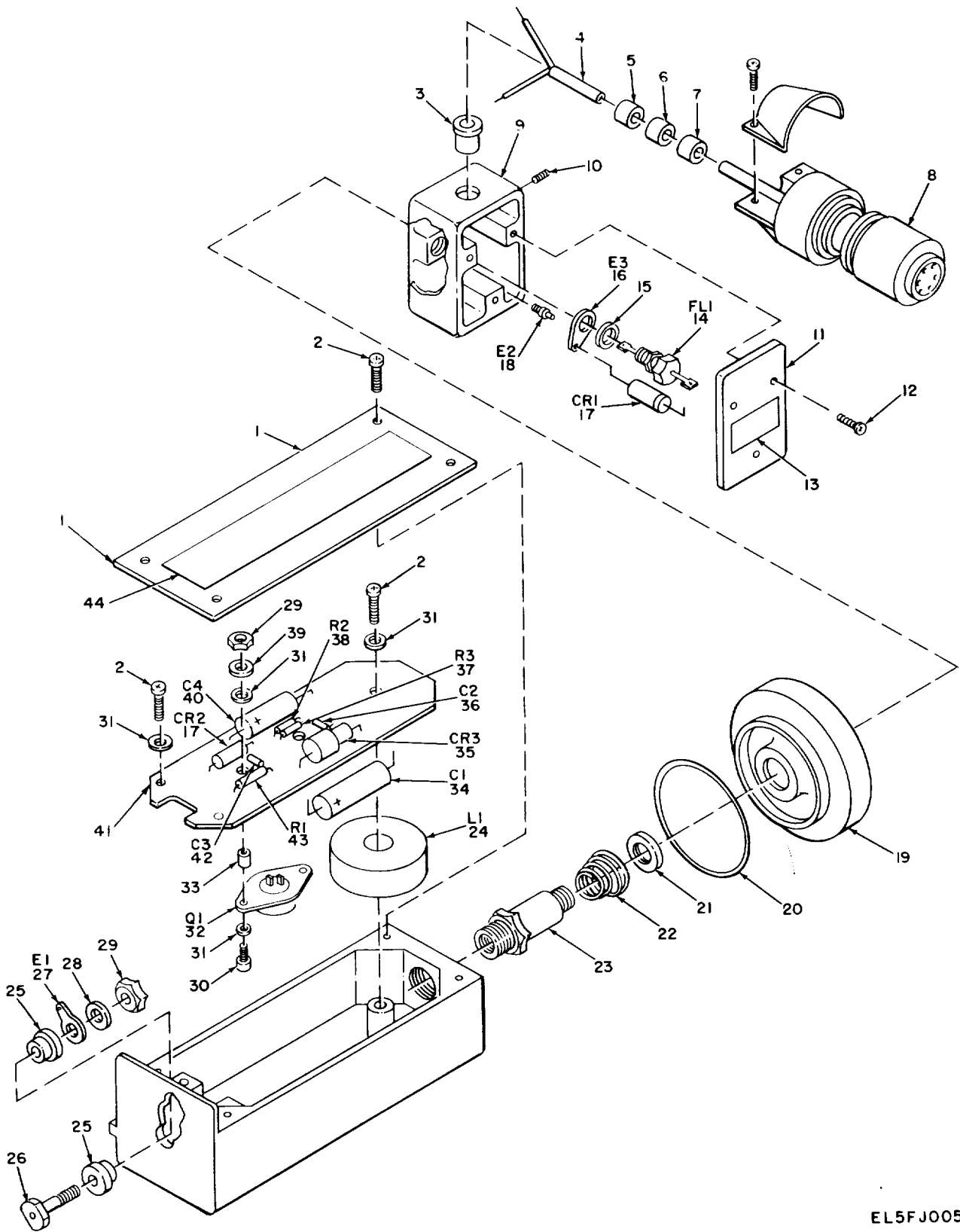


Figure 4. Optical Assembly, A3.

(1) ILLUSTRATION (A) (B) FIG ITEM NO NO	(2) SMR CODE	(3) NATIONAL STOCK NUMBER	(4) FSCM	(5) PART NUMBER	(6) DESCRIPTION	USABLE ON CODE	(7) U/M	(8) QTY INC IN UNIT
GROUP 0104 OPTICAL ASSEMBLY, A3								
4	27	PAOZZ	5340-01-077-0982	80063	SM-C-852123	PLUG, PROTECTIVE, DUS	EA	1
4	28	PAOZZ	5860-01-071-4514	80063	SM-C-852244	EYESHIELD, OPTICAL I	EA	1



EL5FJ005

Figure 5. Cable Assembly, Special Purpose, Electrical CX-13021/GVS-5.

(1) ILLUSTRATION (A) (B) FIG ITEM NO NO	(2) SMR CODE	(3) NATIONAL STOCK NUMBER	(4) FSCM	(5) PART NUMBER	(6) DESCRIPTION	(7) USABLE U/M	(8) QTY INC IN UNIT
					GROUP 0103 CONTROL PANEL ASSEMBLY		
3	6	XDOZZ	80063	SM-D-852136	PLATE, NOMENCLA	EA	1

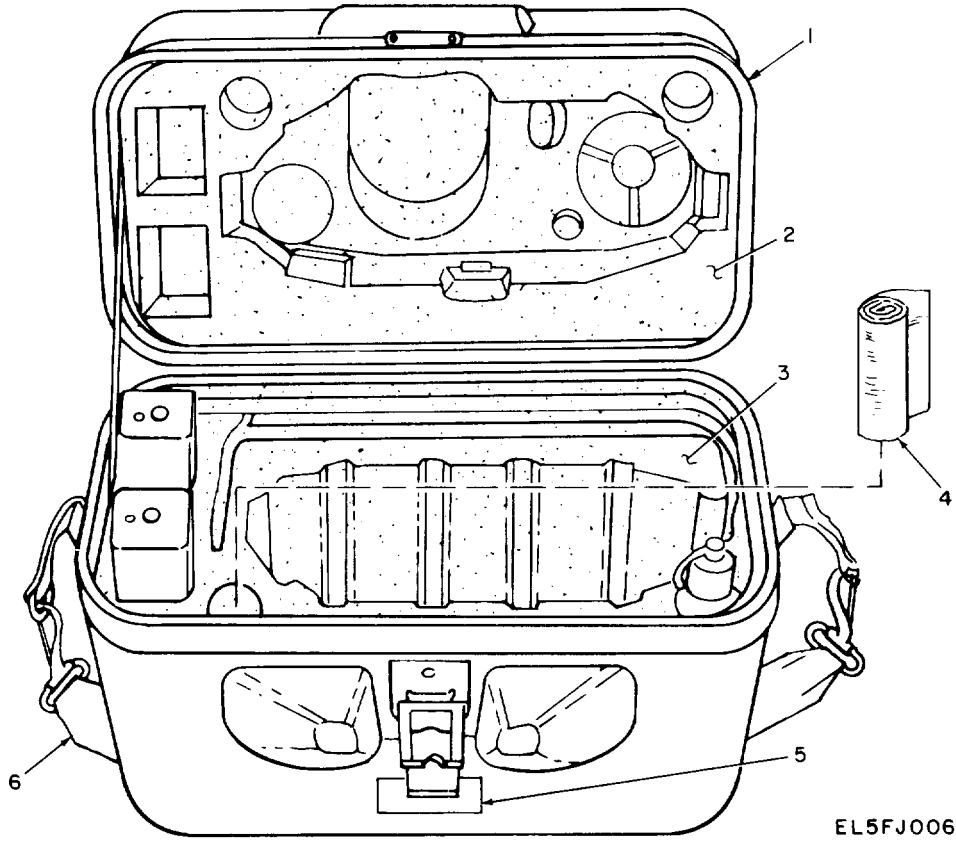
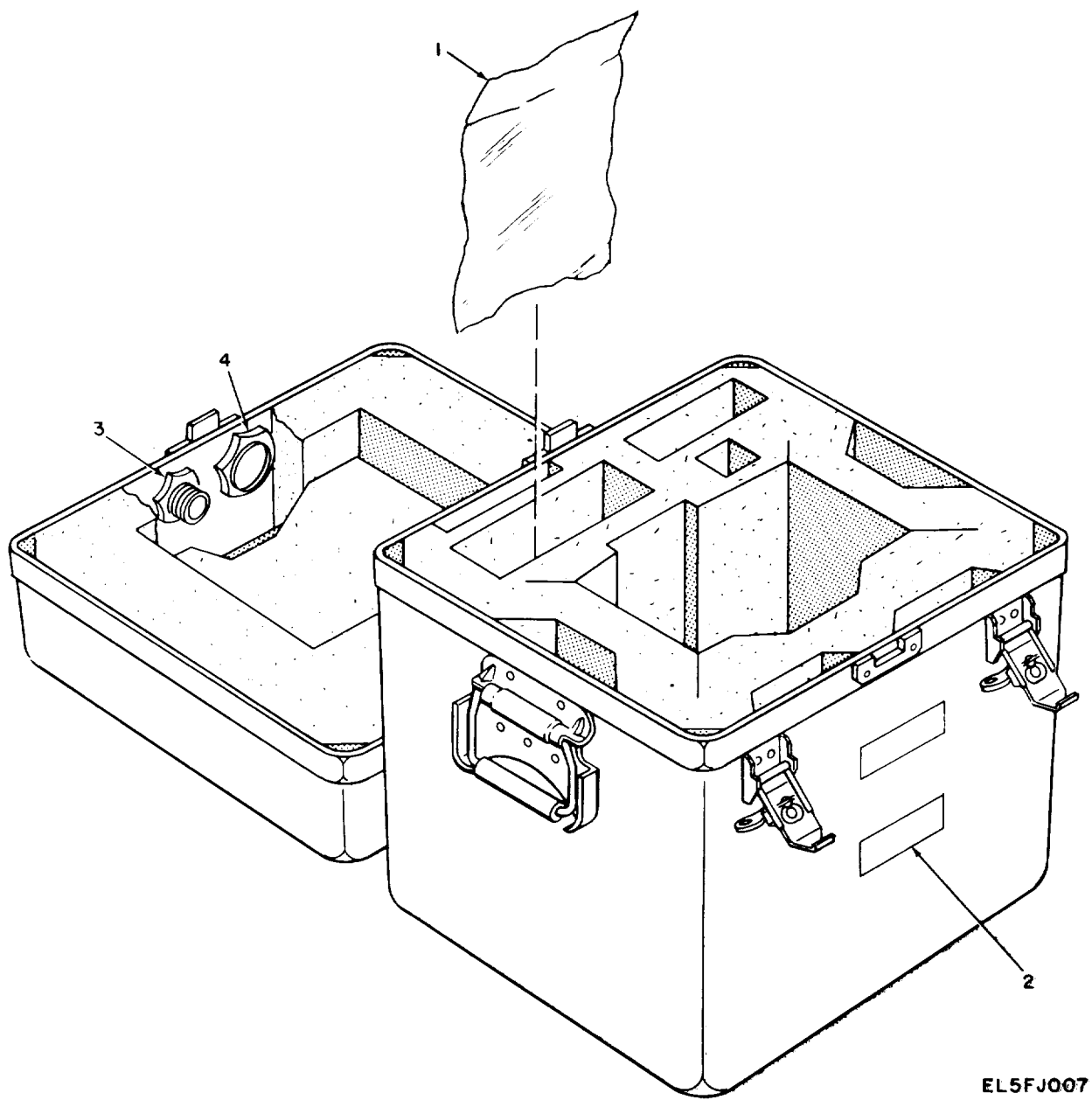


Figure 6. Case, Field, Laser Infrared Observation Device CY-7536/GVS-5.

SECTION II

TM11-5860-201-20P

(1) ILLUSTRATION (A) FIG NO	(B) ITEM NO	(2) SMR CODE	(3) NATIONAL STOCK NUMBER	(4) FSCM	(5) PART NUMBER	(6) DESCRIPTION	USABLE ON CODE	(7) U/M	(8) QTY INC IN UNIT
						GROUP 03 CASE, FIELD, LASER INFRARED OBSERVATION			
						DEVICE CY-7536/GVS-5			
6	1	PAOZZ	5330-01-074-5971	80063	SM-A-937841	PACKING, PREFORMED		FT	1
6	4	PAOZZ		81348	NNN-P-40TY1C5S3 X5	PAPER, LENS CLEANER		BX	20
6	6	PAOZZ		81349	M1698TYPE1	STRAP		EA	1



EL5FJ007

Figure 7. Case, Transit, Laser Infrared Observation Set CY-7535/GVS-5.

SECTION II

TM11-5860-201-20P

(1) ILLUSTRATION (A) FIG NO	(2) (B) ITEM NO	(3) SMR CODE	(4) NATIONAL STOCK NUMBER	(5) FSCM	(6) PART NUMBER	(7) DESCRIPTION	(8) QTY INC IN UNIT
						GROUP 04 CASE, TRANSIT, LASER INFRARED	
						OBSERVATION SET CY-7535/GVS-5	
7	1	XDOZZ		80063	SM-C-852109	BAG, STORAGE	EA 1

SECTION IV

NATIONAL STOCK NUMBER AND PART NUMBER INDEX

STOCK NUMBER	FIGURE NO	ITEM NO	STOCK NUMBER	FIGURE NO	ITEM NO
5330-00-582-2571	2	65	7690-01-070-9089	2	18
5330-00-582-2571	5	20	5860-01-071-4514	4	28
5310-00-595-6761	2	5	5860-01-072-2885	1	2
5305-00-717-6950	2	54	5340-01-074-5940	2	67
5305-00-833-8631	1	3	5315-01-074-5941	2	10
5355-00-850-9799	2	61	5860-01-074-5957	2	63
5970-00-954-1622	2	4	7690-01-074-5965	5	13
5355-00-990-3173	2	57	5355-01-074-5966	2	53
6140-01-042-9942	1	10	5330-01-074-5971	6	1
5995-01-069-0969	1	8	5860-01-075-0047	2	3
5860-01-069-4742	1	9	5305-01-076-3164	2	62
5860-01-070-3803	1	1	5310-01-076-3181	2	7
5310-01-070-5550	2	2	5305-01-076-4890	2	1
7690-01-070-9088	2	17	5340-01-077-0982	4	27

FSCM	PART NUMBER	FIGURE NO	ITEM NO	FSCM	PART NUMBER	FIGURE NO	ITEM NO
80058	BB-516-U	1	10	80063	SM-C-852048	2	2
80058	CX-13021/GVS-5	1	8	80063	SM-C-852049	2	3
80058	CY-7536/GVS-5	1	2	80063	SM-C-852109	7	1
96906	MS15795-802	2	5	80063	SM-C-852123	4	27
96906	MS18212-15	1	3	80063	SM-C-852140	2	17
96906	MS51963-9	2	54	80063	SM-C-852244	4	28
96906	MS9020-24	2	65	80063	SM-C-852288	5	13
96906	MS9020-24	5	20	80063	SM-C-852343	2	1
96906	MS91528-ON1B	2	61	80063	SM-C-852349	2	7
96906	MS91528-OP1B	2	57	80063	SM-C-882408	2	18
80058	MT-4832/GVS-5	1	9	80063	SM-C-882415	2	10
80058	MX-9838/GVS-5	1	1	80063	SM-C-955637	1	11
81349	M1698TYPE1	6	6	80063	SM-C-955638	1	4
81349	M23053/5-105-0	2	4	80063	SM-D-852014	2	63
81349	M3464TYPE1	1	5	80063	SM-D-852037	2	67
80205	NAS1635-02LN4	2	62	80063	SM-D-852045	2	64
81348	NNN-P-40TY1C5D3X5	6	4	80063	SM-D-852136	3	6
80063	SM-A-937841	6	1	80063	SM-D-955608	2	8
80063	SM-C-852038	2	53	80063	SM-D-955608-1	2	6

By Order of the Secretary of the Army:

Official:

J. C. PENNINGTON
Major General, United States Army
The Adjutant General

E. C. MEYER
General, United States Army
Chief of Staff

Distribution

Active Army:

HISA (Ft Monmouth) (21)
USAINSCOM (2)
COE (1)
TSG (1)
USAARENBD (1)
DARCOM (1)
TRADOC (2)
OS Maj Comd (4)
TECOM (2)
USACC (4)
MDW (1)
Armies (2)
Corps (2)
Svc Colleges (1)
USASIGS (5)
USAADS (2)
USAFAS (2)
USAARMS (2)
USAIS (2)
USAES (2)

USAICS (3)
MAAG (1)
USARMIS (1)
USAERDAA (1)
USAERDAW (1)
Ft. Gordon (10)
Ft Carson (5)
Army Dep (1) except
SAAD (30)
TOAD (14)
SHAD (2)
Ft Gillem (10)
USA Dep (1)
Sig Sec USA Dep (1)
Ft Richardson (CERCOM Oft) (2)
Units org under fol TOE:
(2 copies each unit)
29-207
29-610

ARNG: None

USAR: None

For explanation of abbreviations used, see AR 310-50.

RECOMMENDED CHANGES TO EQUIPMENT TECHNICAL PUBLICATIONS



THEN... JOT DOWN THE DOPE ABOUT IT ON THIS FORM. CAREFULLY TEAR IT OUT. FOLD IT AND DROP IT IN THE MAIL!

SOMETHING WRONG WITH THIS PUBLICATION?

FROM: (PRINT YOUR UNIT'S COMPLETE ADDRESS)

Commander
Stateside Army Depot
ATTN: AMSTA-US
Stateside, N.J. 07703

DATE SENT

10 July 1975

PUBLICATION NUMBER

TM 11-5840-340-20P

PUBLICATION DATE

23 Jan 78

PUBLICATION TITLE

Radar Set AN/PRC-76

BE EXACT PIN-POINT WHERE IT IS

PAGE NO	PARA-GRAPH	FIGURE NO	TABLE NO
---------	------------	-----------	----------

33

44

19

45

IN THIS SPACE TELL WHAT IS WRONG AND WHAT SHOULD BE DONE ABOUT IT:

For item 2, change the NSN to read: 5835-00-134-9186.
Reason: Accuracy.

Identify the cover on the junction box (item no. 5).
Reason: It is a separate item and is not called out on figure 19.

Add the cover of the junction box as an item in the listing for figure 19.
Reason: Same as above

SAMPLE

PRINTED NAME, GRADE OR TITLE, AND TELEPHONE NUMBER

SSG I. M. DeSpirit of 999-1776

SIGN HERE

I. M. DeSpirit

DA FORM 2028-2
1 JUL 79

PREVIOUS EDITIONS ARE OBSOLETE.

P.S.--IF YOUR OUTFIT WANTS TO KNOW ABOUT YOUR RECOMMENDATION MAKE A CARBON COPY OF THIS AND GIVE IT TO YOUR HEADQUARTERS

TEAR ALONG PERFORATED LINE

FILL IN YOUR
UNIT'S ADDRESS

FOLD BACK

DEPARTMENT OF THE ARMY

OFFICIAL BUSINESS

Commander
US Army Communications and
Electronics Materiel Readiness Command
ATTN: DRSEL-ME-MQ
Fort Monmouth, New Jersey 07703

TEAR ALONG PERFORATED LINE

THE METRIC SYSTEM AND EQUIVALENTS

NEAR MEASURE

1 Centimeter = 10 Millimeters = 0.01 Meters = 0.3937 Inches
 1 Meter = 100 Centimeters = 1000 Millimeters = 39.37 Inches
 1 Kilometer = 1000 Meters = 0.621 Miles

WEIGHTS

1 Gram = 0.001 Kilograms = 1000 Milligrams = 0.035 Ounces
 1 Kilogram = 1000 Grams = 2.2 lb.
 1 Metric Ton = 1000 Kilograms = 1 Megagram = 1.1 Short Tons

LIQUID MEASURE

1 Milliliter = 0.001 Liters = 0.0338 Fluid Ounces
 1 Liter = 1000 Milliliters = 33.82 Fluid Ounces

SQUARE MEASURE

1 Sq. Centimeter = 100 Sq. Millimeters = 0.155 Sq. Inches
 1 Sq. Meter = 10,000 Sq. Centimeters = 10.76 Sq. Feet
 1 Sq. Kilometer = 1,000,000 Sq. Meters = 0.386 Sq. Miles

CUBIC MEASURE

1 Cu. Centimeter = 1000 Cu. Millimeters = 0.06 Cu. Inches
 1 Cu. Meter = 1,000,000 Cu. Centimeters = 35.31 Cu. Feet

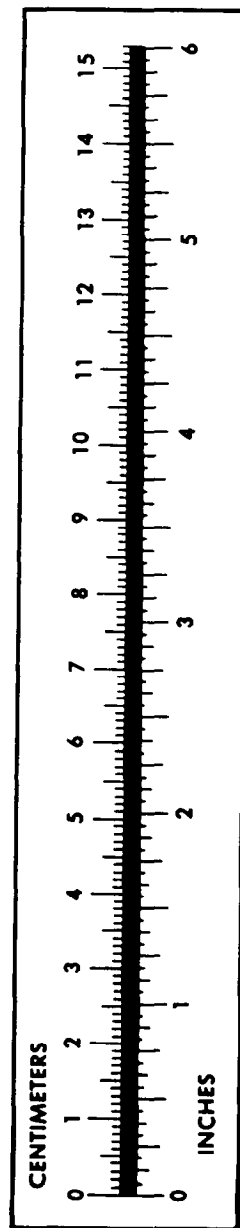
TEMPERATURE

$5/9(^{\circ}\text{F} - 32) = ^{\circ}\text{C}$
 212° Fahrenheit is equivalent to 100° Celsius
 90° Fahrenheit is equivalent to 32.2° Celsius
 32° Fahrenheit is equivalent to 0° Celsius
 $9/5^{\circ}\text{C} + 32 = ^{\circ}\text{F}$

APPROXIMATE CONVERSION FACTORS

TO CHANGE	TO	MULTIPLY BY
Inches	Centimeters	2.540
Feet	Meters	0.305
Yards	Meters	0.914
Miles	Kilometers	1.609
Square Inches	Square Centimeters	6.451
Square Feet	Square Meters	0.093
Square Yards	Square Meters	0.836
Square Miles	Square Kilometers	2.590
Acres	Square Hectometers	0.405
Cubic Feet	Cubic Meters	0.028
Cubic Yards	Cubic Meters	0.765
Fluid Ounces	Milliliters	29.573
its	Liters	0.473
arts	Liters	0.946
allons	Liters	3.785
Ounces	Grams	28.349
Pounds	Kilograms	0.454
Short Tons	Metric Tons	0.907
Pound-Feet	Newton-Meters	1.356
Pounds per Square Inch	Kilopascals	6.895
Miles per Gallon	Kilometers per Liter	0.425
Miles per Hour	Kilometers per Hour	1.609

TO CHANGE	TO	MULTIPLY BY
Centimeters	Inches	0.394
Meters	Feet	3.280
Meters	Yards	1.094
Kilometers	Miles	0.621
Square Centimeters	Square Inches	0.155
Square Meters	Square Feet	10.764
Square Meters	Square Yards	1.196
Square Kilometers	Square Miles	0.386
Square Hectometers	Acres	2.471
Cubic Meters	Cubic Feet	35.315
Cubic Meters	Cubic Yards	1.308
Milliliters	Fluid Ounces	0.034
Liters	Pints	2.113
Liters	Quarts	1.057
ers	Gallons	0.264
ms	Ounces	0.035
ograms	Pounds	2.205
Metric Tons	Short Tons	1.102
Newton-Meters	Pounds-Feet	0.738
Kilopascals	Pounds per Square Inch	0.145
ometers per Liter	Miles per Gallon	2.354
ometers per Hour	Miles per Hour	0.621



PIN: 043373-000

This fine document...

Was brought to you by me:



[Liberated Manuals -- free army and government manuals](#)

Why do I do it? I am tired of sleazy CD-ROM sellers, who take publicly available information, slap “watermarks” and other junk on it, and sell it. Those masters of search engine manipulation make sure that their sites that sell free information, come up first in search engines. They did not create it... They did not even scan it... Why should they get your money? Why are not letting you give those free manuals to your friends?

I am setting this document FREE. This document was made by the US Government and is NOT protected by Copyright. Feel free to share, republish, sell and so on.

I am not asking you for donations, fees or handouts. If you can, please provide a link to liberatedmanuals.com, so that free manuals come up first in search engines:

<A HREF=<http://www.liberatedmanuals.com/>>Free Military and Government Manuals

- Sincerely
Igor Chudov
<http://igor.chudov.com/>
- [Chicago Machinery Movers](#)