
TECHNICAL MANUAL

ORGANIZATIONAL AND DIRECT SUPPORT MAINTENANCE
REPAIR PARTS AND SPECIAL TOOLS LISTS
(INCLUDING DEPOT MAINTENANCE REPAIR PARTS AND SPECIAL TOOLS)
FOR
CONTROL, TRANSPONDER SETS
C-6280(P)/APX (NSN 5895-00-782-0844)
AND
C-6280A(P)/APX (NSN 5895-00-0894403)

This publication has been printed by the
UNITED STATES ARMY PUBLICATIONS CENTER,
ST. LOUIS, MISSOURI, to meet your needs
on a timely basis.

HEADQUARTERS, DEPARTMENT OF THE ARMY

DECEMBER 1978

TECHNICAL MANUAL }
 No. 11-5841-268-23P }

HEADQUARTERS
 DEPARTMENT OF THE ARMY
 WASHINGTON, DC, 29 December 1978

**ORGANIZATIONAL AND DIRECT SUPPORT MAINTENANCE
 REPAIR PARTS AND SPECIAL TOOLS LISTS
 (INCLUDING DEPOT MAINTENANCE REPAIR PARTS AND SPECIAL TOOLS)
 FOR
 CONTROL, TRANSPONDER SETS
 C-6280 (P)/APX (NSN 5895-00-782-0844)
 AND
 C-6280A(P)/APX (NSN 589-00-089-4403)**

Current as of 14 August 1978

REPORTING OF ERRORS

You can improve this manual by recommending improvements using DA Form 2028-2 located in the back of the manual. Simply tear out the self addressed form, fill it out as shown on the sample, fold it where shown, and drop it in the mail.

If there are no blank DA Form 2028-2 in the back of your manual, use the standard DA Form 2028 (Recommended Changes to Publications and Blank Forms) and forward to the Commander, us Army communications and Electronics Materiel Readiness Command, ATTN: DRSEL-ME-MQ, Fort Monmouth, NJ 07703. In either case a reply will be furnished direct to you.

Table of Contents

		Page	Illus Figure
SECTION I.	Introduction	1	
II.	Repair parts list	5	
Group 00	Control Transponder Sets C-6280(P)/APX,	5	1,2
Section III.	Special tools list (Not applicable)		
IV.	National stock number and part number index.....	10	

*This manual supersedes TM 11-5841-268-25P, 26 February 1971.

SECTION I INTRODUCTION

1. Scope

This manual lists spares and repair parts; special tools; special test, measurement, and diagnostic equipment (TMDE), and other special support equipment required for performance of organizational and direct support maintenance of the C-6280(P)/APX and C-6280A(P)/APX. It authorizes the requisitioning and issue of spares and repair parts as indicated by the source and maintenance codes.

2. General

This Repair Parts and Special Tools List is divided into the following sections:

a. Section II. Repair Parts List. A list of spares and repair parts authorized for use in the performance of maintenance. The list also includes parts which must be removed for replacement of the authorized parts. Parts lists are composed of functional groups in numeric sequence, with the parts in each group listed in figure and item number sequence.

b. Section III. Special Tools List. Not applicable.

c. Section IV. National Stock Number and Part Number Index. A list, in National item identification number (NIIN) sequence, of all National stock numbers (NSN) appearing in the listings, followed by a list, in alphameric sequence, of all part numbers appearing in the listings. National stock numbers and part numbers are cross-referenced to each illustration figure and item number appearance.

3. Explanation of Columns

a. Illustration. This column is divided as follows:

(1) *Figure number.* Indicates the figure number of the illustration on which the item is shown.

(2) *Item number.* The number used to identify item called out in the illustration.

b. Source, Maintenance, and Recoverability (SMR) Codes.

(1) *Source code.* Source codes indicate the manner of acquiring support items for maintenance, repair, or overhaul of end items. Source codes are entered in the first and second positions of the Uniform SMR Code format as follows:

<i>Code</i>	<i>Definition</i>
PA	Item procured and stocked for anticipated or known usage.
XD	A support item that is not stocked. When required, item will be procured through normal supply channels.

NOTE

Cannibalization or salvage may be used as a source of supply for any items source coded above except those coded XA and aircraft support items as rest restricted by AR 700-42.

(2) *Maintenance code.* Maintenance codes are assigned to indicate the levels of maintenance authorized to USE and REPAIR support items. The maintenance codes are entered in the third and fourth positions of the Uniform SMR Code format as follows:

(a) The maintenance code entered in the third position will indicate the lowest maintenance level authorized to remove, replace, and use the support item. The maintenance code entered in the third position will indicate one of the following levels of maintenance:

<i>Code</i>	<i>Application/Explanation</i>
O	Support item is removed, replaced, used at the organizational level.
F	Support item is removed, replaced, used at the direct support level.

(b) The maintenance code entered in the fourth position indicates whether the item is to be repaired and identifies the lowest maintenance level with the capability to perform complete repair (i.e., all authorized maintenance functions). This position will contain one of the following maintenance codes:

<i>Code</i>	<i>Application/Explanation</i>
F	The lowest maintenance level capable of complete repair of the support item is the direct support level.
Z	No repair is authorized.

(3) *Recoverability code.* Recoverability codes are assigned to support items to indicate the disposition action on unserviceable items. The recoverability code is entered in the fifth position of the Uniform SMR Code format as follows:

<i>Recoverability codes</i>	<i>Definition</i>
Z	Nonreparable item. When unserviceable, condemn and dispose at the level indicated in position 3.
F	Reparable item. When uneconomically repairable, condemn and dispose at the direct support level.

c. National Stock Number. Indicates the National stock number assigned to the item and will be used for requisitioning purposes.

d. Part Number. Indicates the primary number used by the manufacturer (individual, company,

firm, corporation, or Government activity), which controls the design and characteristics of the item by means of its engineering drawings, specifications, standards, and inspection requirements to identify an item or range of items.

NOTE

When a stock numbered item is requisitioned, the repair part received may have a different part number than the part being replaced.

e. Federal Supply Code for Manufacturer (FSCM). The FSCM is a 5-digit numeric code listed in SB 708-42 which is used to identify the manufacturer, distributor, or Government agency, etc.

f. Description. Indicates the Federal item name and, if required, a minimum description to identify the item.

g. Unit of Measure (U/M). Indicates the standard of the basic quantity of the listed item as used in performing the actual maintenance function. This measure is expressed by a two-character alphabetical abbreviation (e.g., ea, in, pr, etc). When the unit of measure differs from the unit of issue, the lowest unit of issue that will satisfy the required units of measure will be requisitioned.

h. Quantity Incorporated in Unit. Indicates the quantity of the item used in the breakout shown on the illustration figure, which is prepared for a functional group, subfunctional group, "or an assembly.

4. Special information

a. Usable on codes are shown in the description column. Uncoded items are applicable to all models. Identification of the usable on codes used in this publication are:

<i>Code</i>	<i>Used on</i>
4CK	C-6280(P)/APX

<i>Code</i>	<i>Used on</i>
AS3	C-6280A(P)/APX

b. The following publication pertains to the C-6280(P)/APX, C-6280A(P)/APX and its components:

TM 11-5841-268-25, Control, Transponder Set C-6280(P)/APX, C-6280A(P)/APX, C-6717/APX and C-7483/APX.

5. How to Locate Repair Parts

a. When National stock number or part number is unknown.

(1) *First.* Using the table of contents, determine the functional group within which the item belongs. This is necessary since illustrations are prepared for functional groups and listings are divided into the same groups.

(2) *Second.* Find the illustration covering the functional group to which the item belongs.

(3) *Third.* Identify the item on the illustration and note the illustration figure and item number of the item.

(4) *Fourth.* Using the Repair Parts Listing, find the figure and item number noted on the illustration.

h. When National stock number or part number is known.

(1) *First.* Using the Index of National Stock Numbers and Part Numbers, find the pertinent National stock number or part number. This index is in NIIN sequence followed by a list of part numbers in alphameric sequence, cross-referenced to the illustration figure number and item number.

(2) *Second.* After finding the figure and item number, locate the figure and item number in the repair parts list.

6. Abbreviations

Not applicable.

(Next printed page is 4.1)

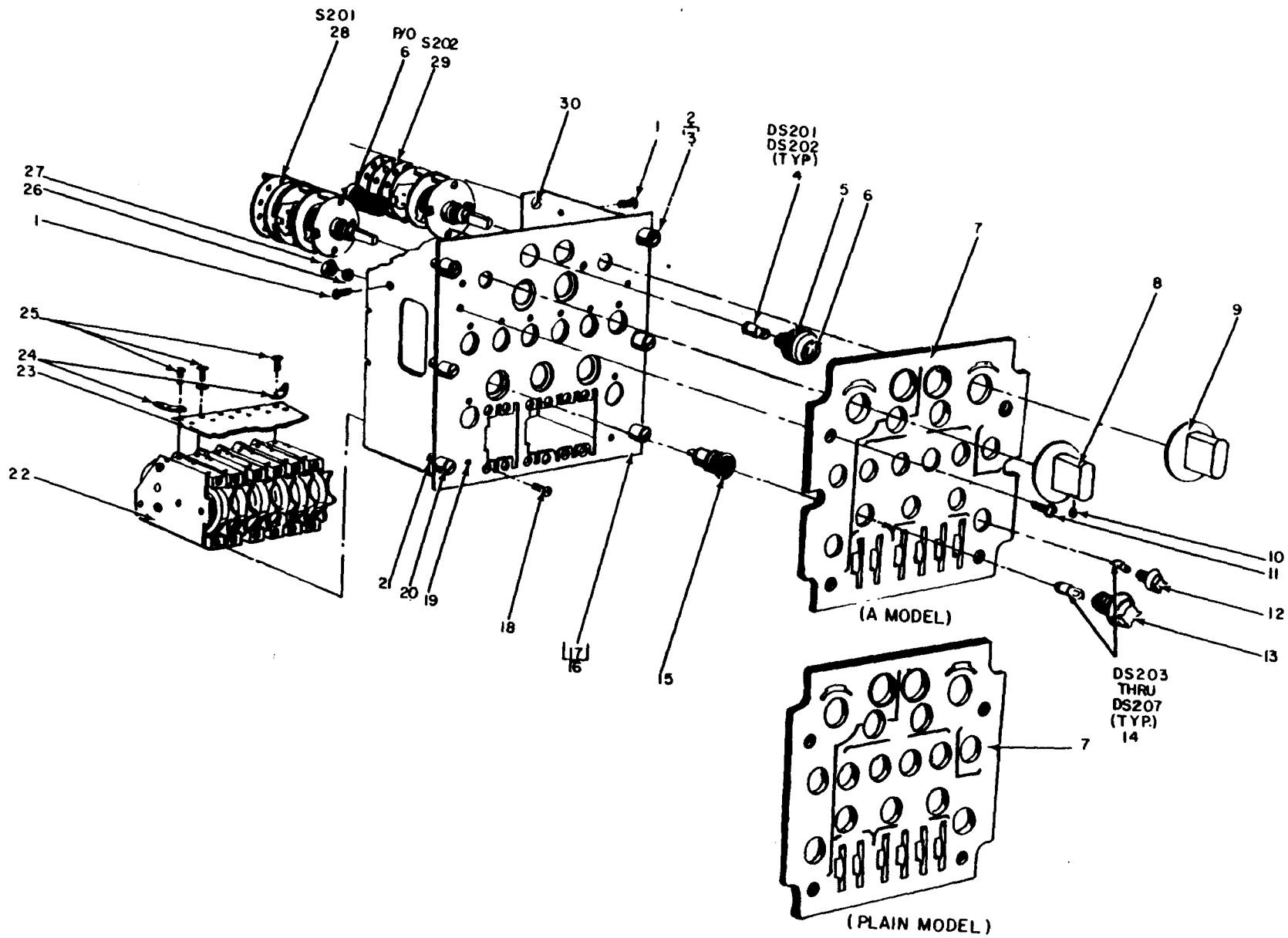


Figure 1. Control, Transponder Set C-6280(P)/APX, C-6280A(P)/APX (Sheet 1 of 2).

EL4RS001

TN11-5841-268-23P

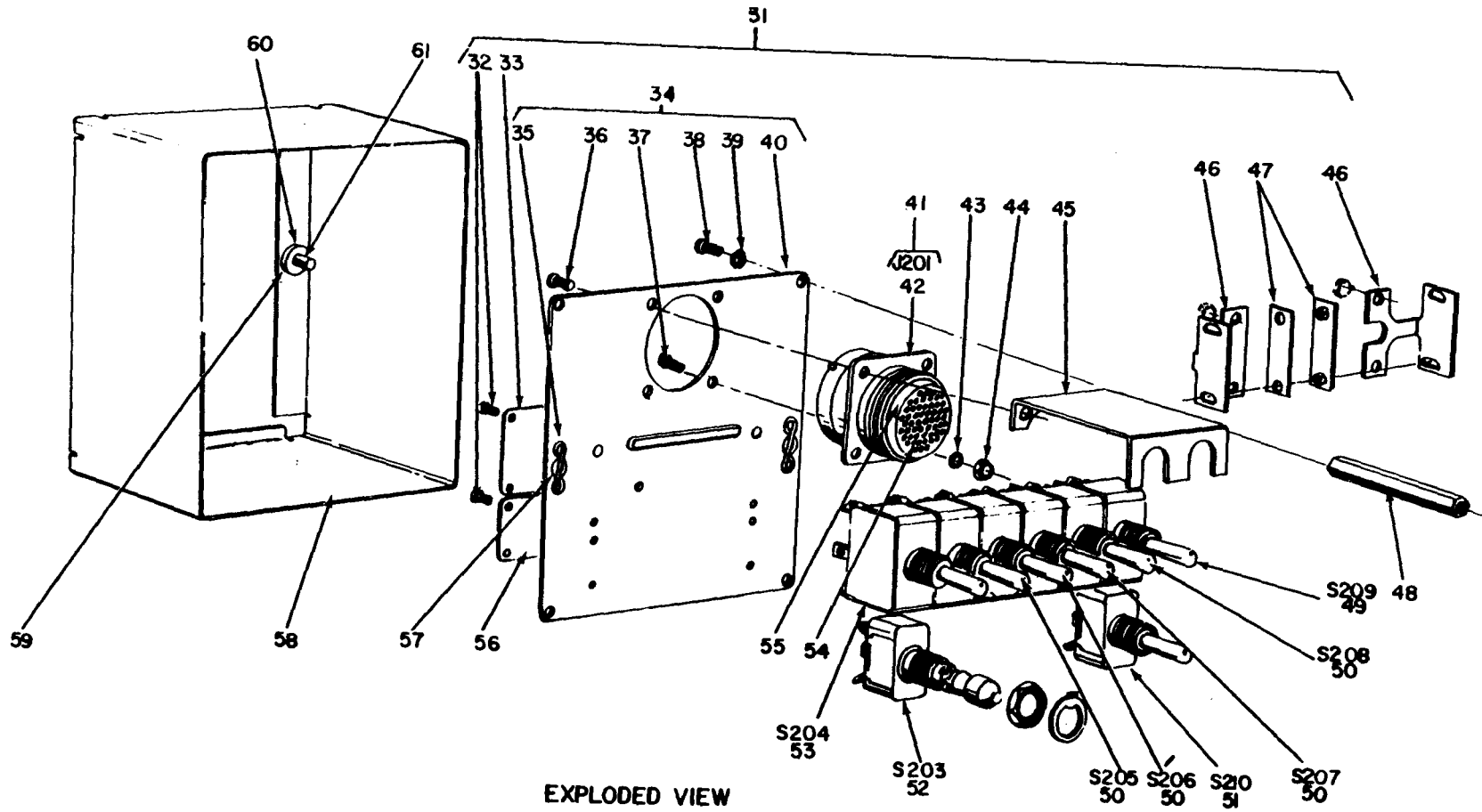


Figure 1. Control, Transponder Set C-6280(P)/APX, C-6280A(P)/APX (Sheet 2 of 2).

EL4RS002

SECTION 11

TM11-5841-268-23P

(1) ILLUSTRATION (a) FIG. NO.		(2) ITEM NO.	(3) SMR CODE	(4) NATIONAL STOCK NUMBER	(5) PART NUMBER	(6) FSCM	(6) DESCRIPTION	(7) USABLE ON CODE	(8) QTY INC. UNIT
							GROUP 00 CONTROL, TRANSPONDER SET C-6280(P)/APX, C-6280A(P)/APX		
1	1	PAFZZ	5305-00-282-8497	AN507C440R5	88044	SCREW, MACHINE		EA	4
1	2	XDFZZ		365710005	00781	STUD ASSY TURNLOCK	AS3	EA	6
1	3	XDFZZ		6280836571-6	99395	STUD, TURNLOCK		EA	6
1	4	PAOZZ	6240-00-155-7836	MS25237-327	96906	LAMP, INCANDESCENT		EA	6
1	5	PAOZZ	6210-00-538-8770	MS25041-3	96906	LIGHT, INCANDESCENT		EA	2
1	6	XDOZZ		MS25041-3-1	96906	LENS, INDICATOR		EA	2
1	7	PAFZZ	5895-00-239-4427	6280038272	99395	PANEL, LIGHT	AS3	EA	1
1	7	PAFZZ	5895-00-945-2214	521D53	70117	PANEL, LIGHT	4CX	EA	1
1	8	PAFZZ	5355-00-925-8250	533C326-2	70177	DIAL, CONTROL		EA	1
1	9	PAFZZ	5355-00-451-0678	533C326-1	70177	DIAL, CONTROL		EA	1
1	10	XDFZZ	5305-00-281-3118	MS51021-32	96906	SETScrew		EA	4
1	11	XDFZZ	5305-00-889-3000	MS35225-30	96906	SCREW, MACHINE		EA	4
1	12	PAOZZ	6210-00-070-6010	MS25010-12A	96906	LENS, LAMP FILTER		EA	4
1	13	PAOZZ	6210-00-548-0125	MS25010-11A	96906	LENS, LAMP, FILTER		EA	4
1	14	PAOZZ	6240-00-155-7836	MS25237-327	96906	LAMP, INCANDESCENT, 28 VOLTS SELECT		EA	5
1	14	PAOZZ	6240-00-155-7857	MS25237-328	96906	LAMP, INCANDESCENT, 6 VOLTS SELECT		EA	5
1	15	PAFZZ	6210-00-714-0466	6280836576	99395	LENS, LAMP HOLDER		EA	5
1	16	XDFZZ		6280038274	99395	PANEL, MOUNTING	AS3	EA	1
1	16	XDFFF		36507	00781	PANEL, MOUNTING	4CX	EA	1
1	17	XDFZZ		38275	00781	PANEL	AS3	EA	1
1	17	XDFZZ		36524	00781	PANEL	4CX	EA	1
1	18	XDFZZ		AN508C440R4	88044	SCREW, MACHINE		EA	4
1	19	XDFZZ		628088948-0262	99395	NUT, PLAIN, CLINCH		EA	4
1	20	XDFZZ		36571-8	00781	EYELET, TURNLOCK	4CX	EA	4
1	20	XDFZZ		6280836571-8	99395	EYELET, TURNLOCK		EA	6
1	21	XDFZZ		6280836571-7	99395	SPRING		EA	6
1	22	XDFZZ		6280036510-1	99395	SWITCH ASSEMBLY SELECT		EA	1
1	22	XDFFF		628036510-2	99395	SWITCH ASSEMBLY SELECT		EA	1
1	23	XDFZZ		36522	00781	PANEL, MOUNTING	4CX	EA	1
1	24	XDFZZ		628088927-4	99395	TERMINAL, LUG		EA	2
1	25	XDFZZ	5305-00-054-5647	MS51957-13	96906	SCREW, MACHINE	AS3	EA	4
1	26	XDFZZ	5310-00-209-0788	AN93686	88044	WASHER, LOCK	AS3	EA	4
1	27	XDFZZ	5310-00-934-9761	MS35649-264	96906	NUT, PLAIN, HEXAGON	AS3	EA	4
1	28	XDFZZ		6280036554	99395	SWITCH, ROTARY		EA	1
1	29	PAFZZ	5930-00-948-4465	250995AF3	76854	SWITCH, ROTARY		EA	1
1	30	XDFZZ		89480262	00781	NUT, SELF-LOCKING	AS3	EA	4
1	31	XDFZZ		6280J38273	99395	PANEL ASSEMBLY		EA	1
1	32	XDFZZ	5305-00-054-5635	MS51957-1	96906	SCREW, MACHINE		EA	8

(1) ILLUSTRATION		(2)	(3)	(4)	(5)	(6) DESCRIPTION	(7) USABLE ON CODE	(8) QTY PAC UNIT
FIG NO.	ITEM NO.	SMR CODE	NATIONAL STOCK NUMBER	PART NUMBER	FSCM		U/M	
1	33	XDFZZ		6280A36533	99395	PLATE	EA	1
1	34	XDFZZ		6207038277	99395	PANEL ASSEMBLY BACK	EA	1
1	35	XDFZZ		6280836520-4	99395	SPRING	EA	2
1	36	XDFZZ		MS5195711	96906	SCREW, MACHINE40X	EA	6
1	37	XDFZZ	5305-00-054-5649	MS51957-15	96906	SCREW, MACHINE	EA	4
1	38	XDFZZ	5305-00-054-6651	MS51957-27	96906	SCREW, MACHINE	EA	4
1	39	XDFZZ	5310-00-929-6395	MS35338-136	96906	WASHER, LOCK	EA	4
1	40	XDFZZ		6280038278	99395	PANEL, BACK	EA	1
1	41	XDFFF		6280036512	99395	CABLE ASSY SPRING	EA	1
1	42	PAFZZ	5935-00-725-4723	MS24264R22B55PN	96906	CONN, RECEP, ELEC	EA	1
1	43	XDFZZ	5310-00-933-8118	MS35338-135	96906	WASHER, LOCK	EA	4
1	44	XDFZZ	5310-00-271-4642	MS35649-44	96906	NUT, PLAIN, HEXAGON	EA	4
1	45	XDFZZ		6280836587	99395	BRACKET, ANGLE	EA	1
1	46	XDFZZ		6280C36586	99395	BRACKET, SWITCH	EA	2
1	47	XDFZZ		6280836584	99395	NUT, PLATE ASSY	EA	2
1	48	XDFZZ		36540	00781	POST, ELECTRICAL40X	EA	4
1	49	PAFZZ	5930-00-615-7897	MS35059-31	96906	SWITCH, TOGGLE	EA	1
1	50	PAFZZ	5930-00-044-3514	MS25201-5	96906	SWITCH, TOGGLE	EA	4
1	51	PAFZZ	5930-00-655-1523	MS35058-31	96906	SWITCH, TOGGLE	EA	1
1	52	PAFZZ	5930-00-615-8412	MS25125C3	94906	SWITCH, TOGGLE	EA	1
1	53	PAFZZ	5930-00-615-9376	MS35059-21	96906	SWITCH, TOGGLE	EA	1
1	54	PAFZZ	5999-00-901-3239	MS24254-20P	96906	CONTACT	EA	55
1	55	XDFZZ		MS27186	96906	SEALING PLUG	EA	1
1	56	XDFZZ		6280A36534	99395	PLATE	EA	1
1	57	XDFZZ		20159	61007	RIVET	EA	4
1	58	XDFZZ		6280C36589	99395	COVER ASSEMBLY, DUST	EA	1
1	59	XDFZZ		6280C36592	99395	DUST COVER	EA	1
1	60	XDFZZ	5325-00-489-1050	6280836520-43	99395	STUD	EA	2
1	61	XDFZZ		6280836520-7	99395	EYELET	EA	2

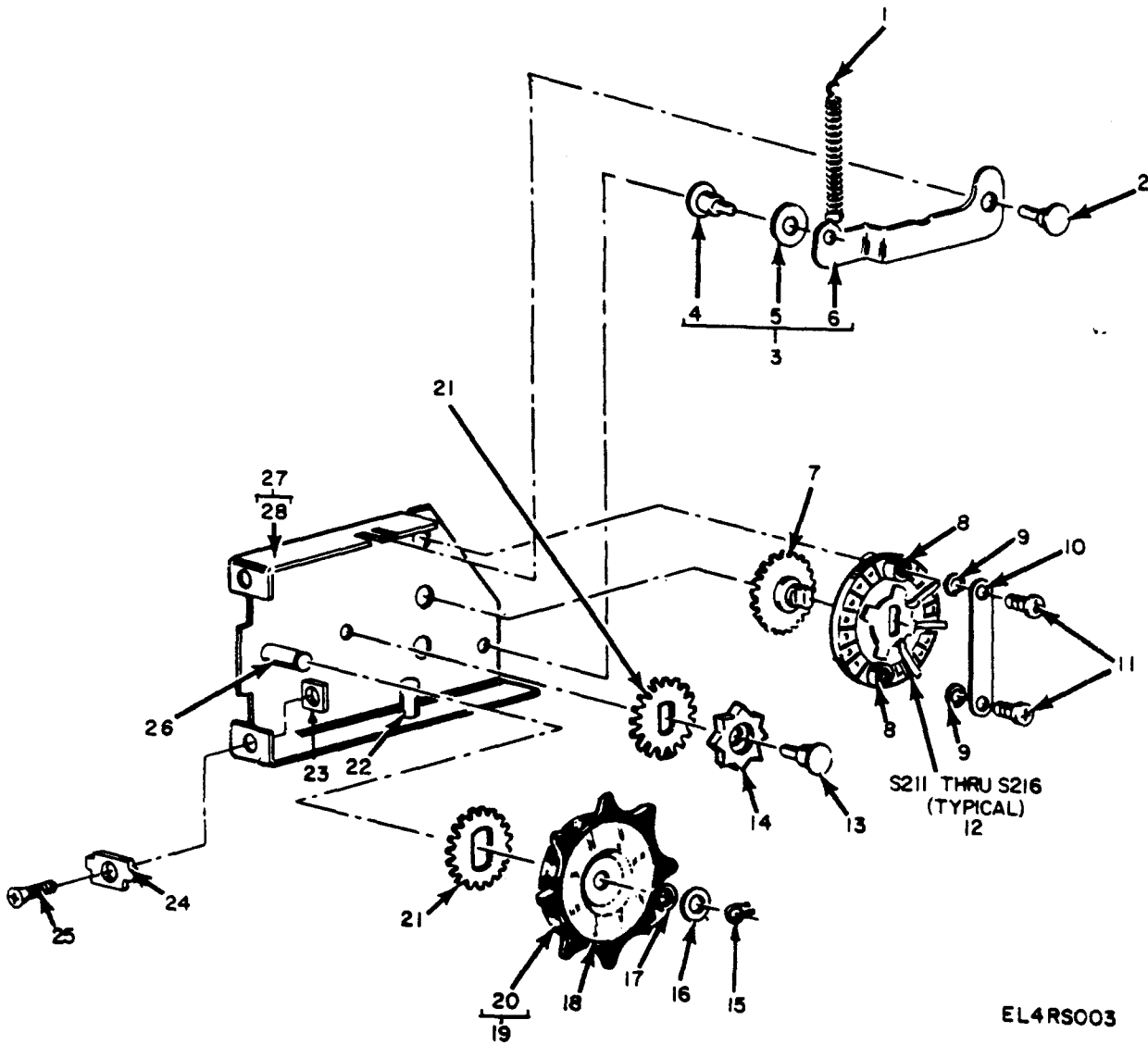


Figure 2. Control, Transponder Set C-6280(P)/APX, C-6280A(P)/APX, Thumb Wheel Switch Section Exploded View.

SECTION 11

TM11-5841-268-23P

(1) ILLUSTRATION		(2)	(3)	(4)	(5)	(6) DESCRIPTION	(7)	(8) QTY
(a) FIG. NO.	(b) ITEM NO.	SMR CODE	NATIONAL STOCK NUMBER	PART NUMBER	FSCM	USABLE ON CODE	UN	INC UNIT
2	1	XDFZZ		6280036530-3	99395	SPRING HELICAL	EA	6
2	2	XDFZZ		6280836535	99395	STUD, ARM.	EA	6
2	3	XOFFF		6280C36504	99395	DETENT ARM AND RL	EA	6
2	4	XDFZZ		6280836536	99395	STUD, ROLLER	EA	6
2	5	XDFZZ		6280836538	99395	ROLLER, DETENT	EA	6
2	6	XDFZZ		6280C36523	99395	ARM, DETENT	EA	6
2	7	XDFZZ		6280836501	99395	SHAFT AND GEAR	EA	6
2	8	XDFZZ		32N062EXR3	86577	NUT, SLEEVE	EA	12
2	9	XDFZZ		6280836317	99395	WASHER, NONMETALLIC	EA	12
2	10	XDFZZ		6280C36529	99395	CLIP, SPRING TENSION	EA	6
2	11	XDFZZ		MS51975-5	96906	SCREEN MACHINE	EA	12
2	12	XDFZZ		6280036553	99395	SWITCH, ROTARY	EA	6
2	13	XDFZZ		6280836537	99395	STUD, IDLER	EA	6
2	14	XDFZZ		6280C36502	99395	DETENT WHEEL AND	EA	6
2	15	XDFZZ	5365-00-200-2637	M16624-5012	96906	RING, RETAINING	EA	6
2	16	XDFZZ		6280834515-19	99395	WASHER, SPRING	EA	6
2	17	XDFZZ		6280836516-75	99395	WASHER, FLAT	EA	6
2	18	XDFZZ		36548	00781	THUMBWHEEL AS3	EA	1
2	19	XDFZZ		6280036509-1002	99395	KNOB ASSEMBLY AS3	EA	1
2	19	XOFFF		36509-1002	00781	DIAL, CONTROL 4 CK	EA	1
2	20	XDFZZ		36547-0001	00781	DIAL, CONTROL AS3	EA	1
2	21	XDFZZ		6280C36543-1	99395	GEAR, SPUR	EA	6
2	22	XDFZZ		6280836539	99395	STUD RIVET	EA	6
2	23	XDFZZ		6280036513	99395	NUT, SPECIAL	EA	12
2	24	XDFZZ		6280836528	99395	CLIP, SPRING TENSION	EA	12
2	25	XDFZZ	5305-00-993-9189	AN507C440R4	88044	SCREEN MACHINE	EA	12
2	26	XDFZZ		6280836542	99395	SHAFT, THUMB WHEEL	EA	6
2	27	XOFFF		6280C36503	99395	CHASSIS ASSEMBLY	EA	6
2	28	XDFZZ		6280036521	99395	CHASSIS, TH, SWITCH	EA	6

SECTION IV

NATIONAL STOCK NUMBER INDEX
 NOTE: LATEST NATIONAL STOCK NUMBER ASSIGNMENTS ARE INCLUDED AT END OF INDEX.

TM11-5841-268-23P

STOCK NUMBER	FIGURE NO.	ITEM NO.	STOCK NUMBER	FIGURE NO.	ITEM NO.
5310-00-011-1041	1	39	5305-00-281-3118	1	10
5930-00-044-3514	1	50	5355-00-451-0678	1	9
5305-00-054-5635	1	32	5325-00-489-1050	1	60
5305-00-054-5647	1	25	6210-00-538-8770	1	5
5305-00-054-5649	1	37	6210-00-548-0125	1	13
5305-00-054-6651	1	38	5930-00-615-7897	1	49
			5930-00-615-8412	1	52
6210-00-070-6010	1	12	5930-00-615-9376	1	53
6240-00-155-7836	1	1	5930-00-655-1523	1	51
6240-00-155-7836	1	14	6210-00-714-0466	1	15
			5305-00-889-3000	1	11
5365-00-200-2637	2	15	5999-00-901-3239	1	54
5310-00-209-0788	1	26	5310-00-933-8118	1	43
5895-00-239-4427	1	1	5895-00-945-2214	1	7
5310-00-271-4642	1	44	5305-00-993-9189	2	25

PART NUMBER	FSCM	FIG. NO.	ITEM NO.	PART NUMBER	FSCM	FIG. NO.	ITEM NO.
AN507C440R4	88044	2	25	628036510-2	99395	1	22
AN507C440R5	88044	1	1	6280A36533	99395	1	33
AN508C440R4	88044	1	18	6280A36534	99395	1	56
AN93686	88044	1	26	6280836317	99395	2	7
MS16624-5012	96906	2	15	6280836501	99395	2	7
MS24254-20P	96906	1	54	6280836515-19	99395	2	16
MS24264R22B55PN	96906	1	42	6280836516-75	99395	2	17
MS25010-11A	96906	1	13	6280836520-4	99395	1	35
MS25010-12A	96906	1	12	6280836520-43	99395	1	60
MS25041-3	96906	1	5	6280836520-7	99395	1	61
MS25041-3-1	96906	1	6	6280836528	99395	2	24
MS25125C3	96906	1	52	6280836535	99395	2	7
MS25201-5	96906	1	50	6280836536	99395	2	4
MS25237-327	96906	1	4	6280836537	99395	2	13
MS25237-327	96906	1	14	6280836538	99395	2	5
MS27186	96906	1	55	6280836539	99395	2	22
MS35058-31	96906	1	51	6280836542	99395	2	26
MS35059-21	96906	1	53	6280836571-6	99395	1	3
MS35059-31	96906	1	49	6280836571-7	99395	1	21
MS35225-30	96906	1	11	6280836571-8	99395	1	20
				6280836576	99395	1	15
MS35338-135	96906	1	43	6280836584	99395	1	47
MS35338-136	96906	1	39	6280836587	99395	1	45
MS35649-44	96906	1	44	628088927-4	99395	1	24
MS35649-264	96906	1	27	628088948-0262	99395	1	19
MS51021-32	96906	1	10	6280C36502	99395	2	14
MS51957-1	96906	1	32	6280C36503	99395	2	27
MS51957-13	96906	1	25	6280C36504	99395	2	3
MS51957-15	96906	1	37	6280C36523	99395	2	8
MS51957-27	96906	1	38	6280C36529	99395	2	10
MS5195711	96906	1	36	6280C36543-1	99395	2	21
MS51975-5	96906	2	11	6280C36586	99395	1	46
20159	61007	1	57	6280C36589	99395	1	58
32N062EXR3	36577	2	8	6280C36592	99395	1	59
36507	00781	1	16	6280D36509-1002	99395	2	19
36509-1002	00781	2	19	6280D36510-1	99395	1	22
36522	00781	1	23	6280D36512	99395	1	41
36524	00781	1	17	6280D36513	99395	2	23
36540	00781	1	48	6280D36521	99395	2	28
36547-0001	00781	2	20	6280D36530-3	99395	2	1
36548	00781	2	18	6280D36553	99395	2	12
36571-8	00781	1	20	6280D36554	99395	1	28
365710005	00781	1	2	6280D38272	99395	1	7
38275	00781	1	17	6280D38274	99395	1	16
521D53	70177	1	7	6280D36278	99395	1	40
533C326-1	70177	1	9	6280J38273	99395	1	31
533C326-2	70177	1	8	6287D38277	99395	1	34
				89480262	00781	1	30

LATEST NATIONAL STOCK NUMBER ASSIGNMENTS

STOCK NUMBER	FIG. NO.	ITEM NO.
6240-00-155-7857	1	14
5305-00-282-8497	1	1
5935-00-725-4723	1	42
5355-00-925-8250	1	8
5310-00-929-6395	1	39
5310-00-934-9761	1	27
5930-00-948-4465	1	29

LATEST PART NUMBER ASSIGNMENTS

PART NUMBER	FSCM	FIG. NO.	ITEM NO.
MS25237-328	96906	1	14
250995AF3	76854	1	29

RECOMMENDED CHANGES TO EQUIPMENT TECHNICAL MANUALS



SOMETHING WRONG WITH THIS MANUAL?

THEN... JOT DOWN THE DOPE ABOUT IT ON THIS FORM, TEAR IT OUT, FOLD IT AND DROP IT IN THE MAIL!

FROM: (YOUR UNIT'S COMPLETE ADDRESS)

Commander
Stateside Army Depot
ATTN: AMSTA-US
Stateside, N.J. 07703

DATE 10 July 1975

PUBLICATION NUMBER

TM 11-5840-340-20P

DATE

23 Jan 78

TITLE

Radar Set AN/PRC-76

BE EXACT... PIN-POINT WHERE IT IS

IN THIS SPACE TELL WHAT IS WRONG AND WHAT SHOULD BE DONE ABOUT IT:

PAGE NO.	PARA-GRAPH	FIGURE NO.	TABLE NO.
----------	------------	------------	-----------

33

For item 2, change the NSN to read: 5835-00-134-9186.
Reason: Accuracy.

44

19

Identify the cover on the junction box (item no. 5).
Reason: It is a separate item and is not called out on figure 19.

45

Add the cover of the junction box as an item in the listing for figure 19.
Reason: Same as above.

TEAR ALONG DOTTED LINE

TYPED NAME, GRADE OR TITLE, AND TELEPHONE NUMBER

SSG I. M. DeSpirito 999-1776

SIGN HERE:

SSG I. M. DeSpirito

DA FORM 2028-2
AUG 74

P.S.--IF YOUR OUTFIT WANTS TO KNOW ABOUT YOUR MANUAL "FIND," MAKE A CARBON COPY OF THIS AND GIVE IT TO YOUR HEADQUARTERS.

FILL IN YOUR
UNIT'S ADDRESS

FOLD BACK

DEPARTMENT OF THE ARMY

OFFICIAL BUSINESS

PENALTY FOR PRIVATE USE, \$300

POSTAGE AND FEES PAID
DEPARTMENT OF THE ARMY
DOD-314



Commander
US Army Communications and
Electronics Materiel Readiness Command
ATTN: DRSEL-ME-MQ
Fort Monmouth, New Jersey 07703

TEAR ALONG DOTTED LINE

FOLD BACK

RECOMMENDED CHANGES TO EQUIPMENT TECHNICAL MANUALS



THEN... JOT DOWN THE DOPE ABOUT IT ON THIS FORM, TEAR IT OUT, FOLD IT AND DROP IT IN THE MAIL!

SOMETHING WRONG WITH THIS MANUAL?

FROM: (YOUR UNIT'S COMPLETE ADDRESS)

DATE

PUBLICATION NUMBER

TM 11-5841-268-23P

DATE

29 DEC 78

TITLE CONTROL TRANSPONDER SETS

C-6280(P)/APX & C-6280A(P)/APX

BE EXACT... PIN-POINT WHERE IT IS

PAGE NO.	PARA-GRAPH	FIGURE NO.	TABLE NO.
----------	------------	------------	-----------

IN THIS SPACE TELL WHAT IS WRONG AND WHAT SHOULD BE DONE ABOUT IT:

TEAR ALONG DOTTED LINE

TYPED NAME, GRADE OR TITLE, AND TELEPHONE NUMBER

SIGN HERE:

FILL IN YOUR
UNIT'S ADDRESS

FOLD BACK

DEPARTMENT OF THE ARMY



OFFICIAL BUSINESS

PENALTY FOR PRIVATE USE, \$300

POSTAGE AND FEES PAID
DEPARTMENT OF THE ARMY
DOD-314



Commander
US Army Communications and
Electronics Materiel Readiness Command
ATTN: DRSEL-ME-MQ
Fort Monmouth, New Jersey 07703

TEAR ALONG DOTTED LINE

FOLD BACK

FILL IN YOUR
UNIT'S ADDRESS

FOLD BACK

DEPARTMENT OF THE ARMY

OFFICIAL BUSINESS
PENALTY FOR PRIVATE USE, \$300

POSTAGE AND FEES PAID
DEPARTMENT OF THE ARMY
DDO-314



Commander
US Army Communications and
Electronics Materiel Readiness Command
ATTN: DRSEL-ME-MQ
Fort Monmouth, New Jersey 07703

TEAR ALONG DOTTED LINE

FOLD BACK

By Order of the Secretary of the Army:

Official:

BERNARD W. ROGERS
General, United States Army
Chief of Staff

J. C. PENNINGTON
Brigadier General, United States Army
The Adjutant General

DISTRIBUTION:

To be distributed in accordance with DA Form 12-36, Organizational maintenance requirements for C-6280/APX.

DEPARTMENT OF THE ARMY
US ARMY AG PUBLICATIONS CENTER
1658 WOODSON ROAD
ST. LOUIS, MISSOURI 63114

OFFICIAL BUSINESS
PENALTY FOR PRIVATE USE, \$300

POSTAGE AND FEES PAID
DEPARTMENT OF THE ARMY
DOD 314
FOURTH CLASS



This fine document...

Was brought to you by me:



[Liberated Manuals -- free army and government manuals](#)

Why do I do it? I am tired of sleazy CD-ROM sellers, who take publicly available information, slap “watermarks” and other junk on it, and sell it. Those masters of search engine manipulation make sure that their sites that sell free information, come up first in search engines. They did not create it... They did not even scan it... Why should they get your money? Why are not letting you give those free manuals to your friends?

I am setting this document FREE. This document was made by the US Government and is NOT protected by Copyright. Feel free to share, republish, sell and so on.

I am not asking you for donations, fees or handouts. If you can, please provide a link to liberatedmanuals.com, so that free manuals come up first in search engines:

<A HREF=<http://www.liberatedmanuals.com/>>Free Military and Government Manuals

- Sincerely
Igor Chudov
<http://igor.chudov.com/>
- [Chicago Machinery Movers](#)