

TECHNICAL MANUAL

ORGANIZATIONAL, DIRECT SUPPORT,

AND GENERAL SUPPORT

MAINTENANCE REPAIR PARTS

AND SPECIAL TOOLS LIST

(INCLUDING DEPOT MAINTENANCE

REPAIR PARTS AND SPECIAL TOOLS)

FOR

PUBLIC ADDRESS SET

AN/PIQ-5A

(NSN 5830-00-985-9033)

HEADQUARTERS, DEPARTMENT OF THE ARMY

AUGUST 1976

TECHNICAL MANUAL }
 No. 11-5830-239-24P }

HEADQUARTERS
 DEPARTMENT OF THE ARMY
 WASHINGTON, DC, 27 August 1976

ORGANIZATIONAL DIRECT SUPPORT, AND GENERAL SUPPORT
 MAINTENANCE REPAIR PARTS AND SPECIAL TOOLS LIST
 (INCLUDING DEPOT MAINTENANCE REPAIR PARTS AND SPECIAL TOOLS)
 FOR
 PUBLIC ADDRESS SET AN/PIQ-5A

(NSN 5830-00-985-90331

Current as of 18 May 1976

REPORTING OF ERRORS

You can improve this manual by recommending improvement using DA Form 2028-2 (teat) located in the back of the manual. Simply tear out the self-addressed form, fill it out as shown on the sample, fold it where shown, and drop it in the mail.

If there are no blank DA Form 2028-2 (Teat) in the back of your manual, use the standard DA Form 2028 (Recommended Changes to Publications and Blank Forms) and forward to the Commander, US Army Eletronics Command, ATTN: DRSEL-MA-Q, Fort Monmouth, New Jersey 07703.

In either case a reply will be furnished direct to you.

		Page	illus Figure
Section	I. Introduction	1	
	II. Repair parts list	5	
Group	00 Public Address Set AN/PIQ-5A	5	1
	01 Loudspeaker assembly	7	2
	0101 Amplifier assembly	9	3
	010101 Amplifier subassmbly	11	4
	0102 Microphone assembly	15	5
	02 Cable assembly, extension	17	6
	03 Case assembly	19	7
section	III. Special Tools list (Not applicable)		
	IV. National stock number andp part number index	20	

*This manual supersedes so much of TM 11-5830-239-15, 6 January 1969, as pertains to repair parts and special tools list.

SECTION I

INTRODUCTION

1. Scope

This manual lists repair parts and special tools required for performance or organizational, direct support, and general support maintenance of the AN/PIQ-5A.

2. General

This Repair Parts and Special Tools List is divided into the following sections:

a. Section II. Repair Parts List. A list of repair parts authorized for use in the performance of maintenance. The list also includes parts which must be removed for replacement of the authorized parts. Parts lists are composed of functional groups in ascending numerical sequence, with the parts in each group listed in figure and item number sequence.

b. Section III. Special Tools List. Not applicable.

c. Section IV. National Stock Number and Part Number Index. A list, in ascending National item identification number (NIIN, last 9 digits) sequence, of all National stock numbers appearing in the listings, followed by a list, in alphameric sequence, of all part numbers appearing in the listings. National stock number and part numbers are cross-referenced to each illustration figure and item number appearance.

3. Explanation of Columns

The following provides an explanation of columns found in the tabular listings:

a. Illustration. This column is divided as follows:

(1) *Figure number.* Indicates the figure number of the illustration in which the item is shown.

(2) *Item number.* The number used to identify each item called out in the illustration.

b. Source, Maintenance, and Recoverability Codes (SMR).

(1) *Source code.* Source codes are assigned to support items to indicate the manner of acquiring support items for maintenance, repair, or overhaul of end items. Source codes are entered in the first and second positions of the Uniform SMR Code format as follows:

<i>Code</i>	<i>Definition</i>
PA-	Item procured and stocked for anticipated or known usage.
PD -	Support item, including support equipment,

<i>Code</i>	<i>Definition</i>
	procured for initial issue or outfitting and stocked only for subsequent or additional initial issues or outfittings. Not subject to automatic replenishment.
XD-	A support item that is not stocked. When required, item will be procured through normal supply channels.

NOTE

Cannibalization or salvage may be used as a source of supply for any items source coded above except those coded XA, XD, and aircraft support items as restricted by AR 700-42.

(2) *Maintenance code.* Maintenance codes are assigned to indicate the levels of maintenance authorized to USE and REPAIR support items. The maintenance codes are entered in the third and fourth positions of the Uniform SMR Code format as follows:

(a) The maintenance code entered in the third position will indicate the lowest maintenance level authorized to remove, replace, and use the support item. The maintenance code entered in the third position will indicate one of the following levels of maintenance:

<i>Code</i>	<i>Application/Explanation</i>
O-	Support item is removed, replaced, used at the organizational level.
F-	Support item is removed, replaced, used at the direct support level.

(b) The maintenance code entered in the fourth position indicates whether the item is to be repaired and identifies the lowest maintenance level with the capability to perform complete repair (i.e., all authorized maintenance functions). This position will contain one of the following maintenance codes:

<i>Code</i>	<i>Application/Explanation</i>
F -	The lowest maintenance level capable of complete repair of the support item is the direct support level.
Z -	Nonreparable. No repair is authorized.

(3) *Recoverability code.* Recoverability codes are assigned to support items to indicate the disposition action on unserviceable items. The recoverability code is entered in the fifth position of the Uniform SMR Code format as follows:

Recoverability
codes

Definition

Z— Nonreparable item. When unserviceable, condemn and dispose at the level indicated in position.

F – Reparable item. When uneconomically reparable, condemn and dispose at the direct support level.

c. National Stock Number. Indicates the National stock number assigned to the item and will be used for requisitioning purposes.

d. Part Number. Indicates the primary number used by the manufacturer (individual, company, firm, corporation, or Government activity), which controls the design and characteristics of the item by means of its engineering drawings, specifications standards, and inspection requirements, to identify an item or range of items.

NOTE

When a stock numbered item is requisitioned, the repair part received may have a different part number than the part being replaced.

e. Federal Supply Code for Manufacturer (FSCM). The FSCM is a 5-digit numeric code listed in SB 708-42 which is used to identify the manufacturer, distributor, or Government agency, etc.

f. Description. Indicates the Federal item name and, if required, a minimum description to identify the item.

g. Unit of Measure (U/M). Indicates the standard of the basic quantity of the listed item as used in performing the actual maintenance function. This measure is expressed by a two-character alphabetical abbreviation (e.g., ea, in, pi, etc.). When the unit of measure differs from the unit of issue, the lowest unit of issue that will satisfy the required units of measure will be requisitioned.

h. Quantity Incorporated in Unit. Indicates the quantity of the item used in the breakout shown on the illustration figure, which is prepared for a functional group, subfunctional group, or an assembly.

4. Special Information

The following publication pertains to the AN/PIQ-5A and its components: TM 11-5830-239-15, Public Address Set AN/PIQ-5A.

5. How to Locate Repair Parts

a. When National stock number or part number is unknown.

(1) *First.* Using the table of contents, determine the functional group within which the repair part belongs. This is necessary since illustrations are prepared for functional groups and listings are divided into the same groups.

(2) *Second.* Find the illustration covering the functional group to which the repair part belongs.

(3) *Third.* Identify the repair part on the illustration and note the illustration figure and item number of the repair part.

(4) *Fourth.* Using the, Repair Parts Listing, find the figure and item number noted on the illustration.

b. When National stock number or part number is known.

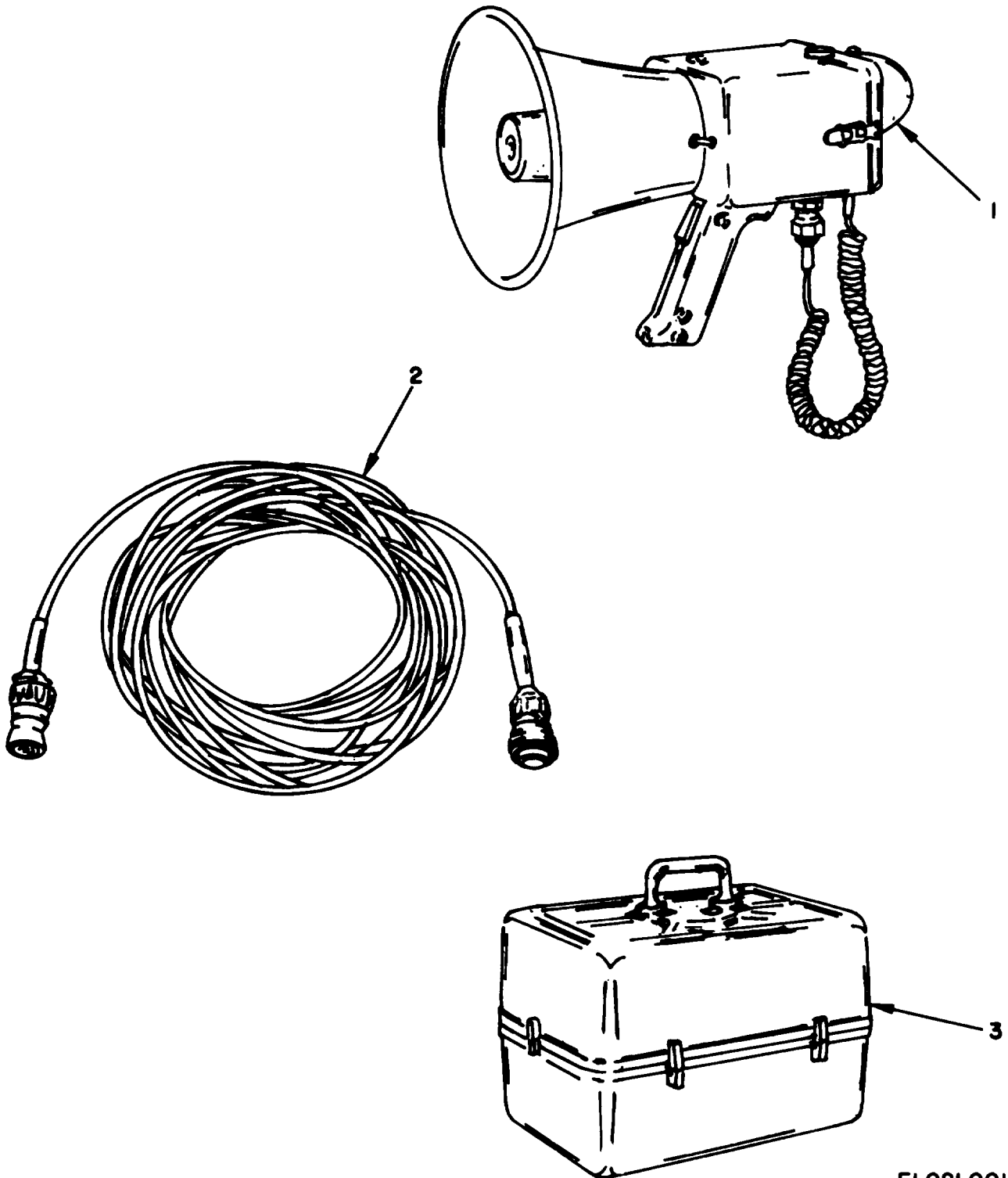
(1) *First.* Using the Index of National Stock Numbers and Part Numbers, find the pertinent National stock number or part number. This index is in ascending NIIN sequence followed by a list of part numbers in ascending alphanumeric sequence, cross-referenced to the illustration figure number and item number.

(2) *Second.* After finding the figure and item number, locate the figure and item number in the repair parts list .

6. Abbreviations

Not applicable.

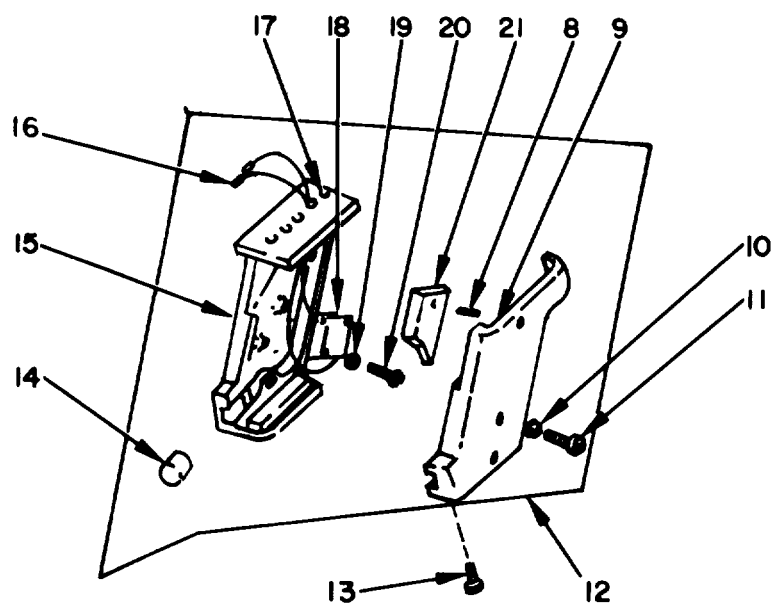
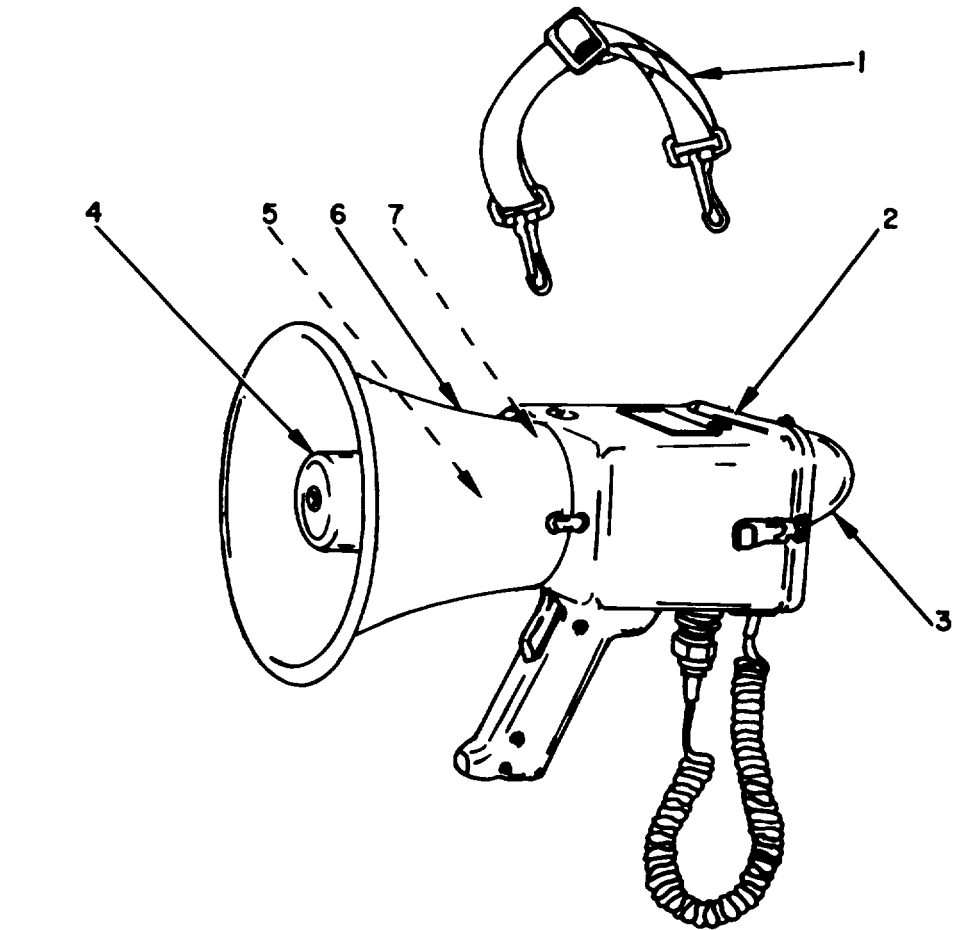
(Next printed page is 4)



ELOSLOO1

Figure 1. Public Address Set AN/PIQ - 5A.

SECTION II (1) ILLUSTRATION		(2)	(3)	(4)	(5)	(6)	(7)	(8)
FIG NO	(A) (B) ITEM NO	SMR CODE	NATIONAL STOCK NUMBER	PART NUMBER	FSCM	DESCRIPTION	USABLE ON CODE	QTY INC IN UNIT
						GROUP 00 PUBLIC ADDRESS SET AN/PIQ-5A		
1	1	PDFFF	5830-00-907-5183	521059	12431	LOUDSPEAKER ASSEMBLY	EA	1
1	2	PAOFF	5995-00-834-1533	521057	12431	CABLE ASSEMBLY, SPECIAL PURPOSE, ELECTRICAL	EA	1
1	3	PDOFF	5830-00-902-3725	521050	12431	CASE, PUBLIC ADDRESS SET	EA	1



ELOSLO02

Figure 2. Loudspeaker Assembly.

SECTION II (1) ILLUSTRATION		(2)	(3)	(4)	(5)	(6)	(7)	(8)
FIG NO	ITEM NO	SMR CODE	NATIONAL STOCK NUMBER	PART NUMBER	FSCM	DESCRIPTION	USABLE ON CODE U/M	QTY INC IN UNIT
GROUP 01 LOUDSPEAKER ASSEMBLY								
2	1	PAOZZ	5340-00-833-9821	B5891	91505	STRAP, CARRYING	EA	1
2	2	PAFFF	5830-00-907-5679	521055	12431	AMPLIFIER ASSEMBLY	EA	1
2	3	PAFFF	5965-00-908-1402	521042	12431	MICROPHONE ASSEMBLY, MAGNETIC	EA	1
2	4	PAFZZ	5965-00-826-4144	1B8	87771	DRIVER, LOUDSPEAKER	EA	1
2	5	PAFZZ	5310-00-752-7785	521026	12431	GASKET	EA	1
2	6	PAFFF	5965-00-826-1841	521025	12431	HORN, LOUDSPEAKER	EA	1
2	7	PAFZZ	5325-00-616-5040	521571	12431	GROMMET, RUBBER	EA	1
2	8	PAFZZ	5315-00-834-1842	521041	12431	PIN, STRAIGHT, HEADLESS	EA	1
2	9	PAFZZ	5830-00-831-0482	521039	12431	HANDLE, COVER	EA	1
2	10	XDFZZ	5310-00-043-1754	521599	12431	WASHER, LOCK	EA	3
2	11	XDFZZ	5305-00-141-2784	521598	12431	SCREW, MACHINE	EA	3
2	12	PAFZZ	5830-00-907-5678	521053	12431	HANDLE ASSEMBLY	EA	1
2	13	XDFZZ		521592	12431	SCREW, MACHINE	EA	1
2	14	PAFZZ	5340-00-833-1415	521590	12431	BUMPER, RUBBER	EA	1
2	15	XDFZZ		521038	12431	HANDLE, BASE	EA	1
2	16	XDFZZ		521591	12431	TERMINAL, LUG	EA	2
2	17	XDFZZ	5325-00-286-2598	521620	12431	GROMMET, RUBBER	EA	1
2	18	XDFZZ	5930-00-256-8472	V3-32	91929	SWITCH, SENSITIVE	EA	1
2	19	XDFZZ	5310-00-058-3599	521597	12431	WASHER, LOCK	EA	2
2	20	XDFZZ		521596	12431	SCREW, MACHINE	EA	2
2	21	PAFZZ	5930-00-834-1535	521040	12431	LEVER, ACTUATOR	EA	1

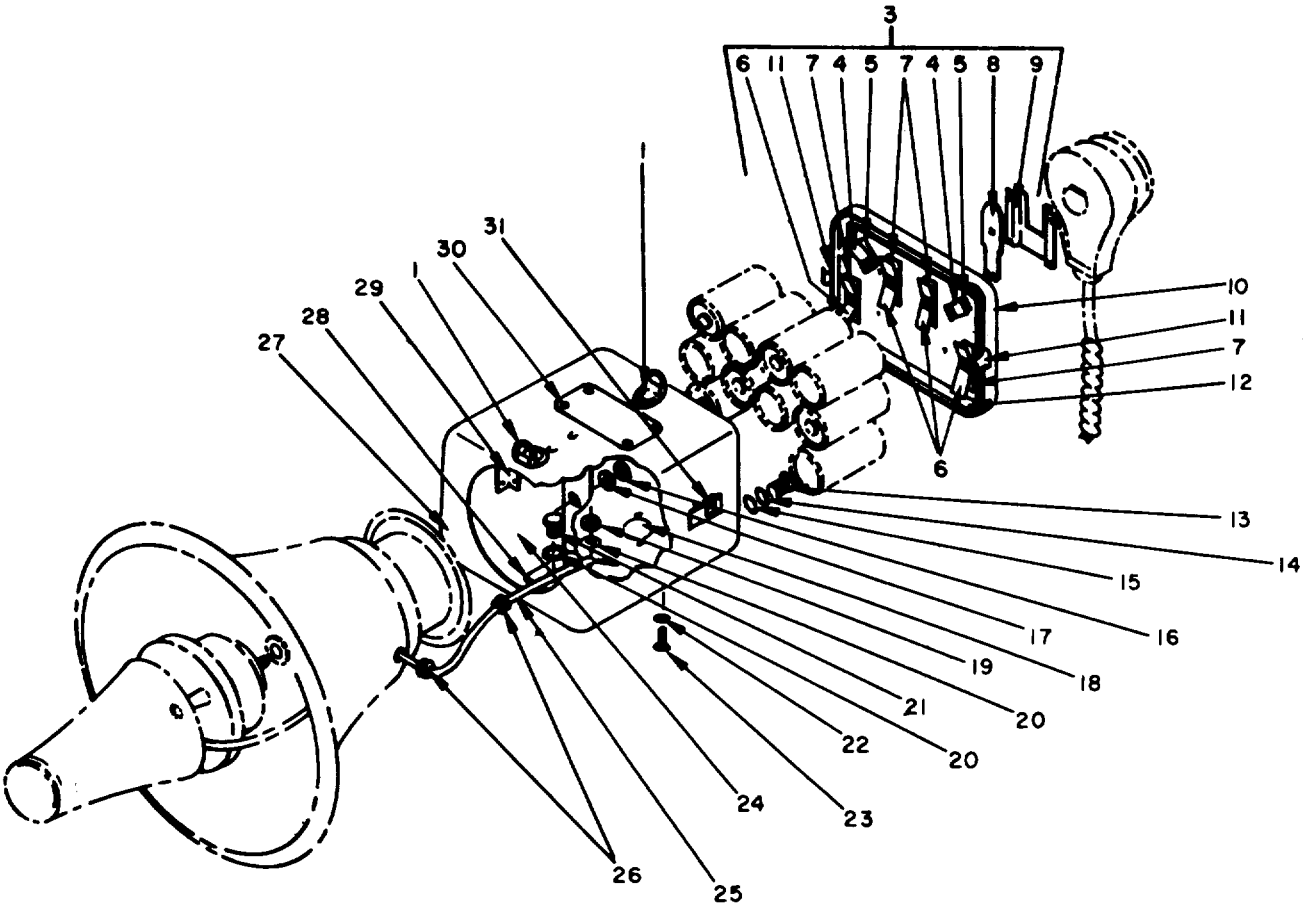


Figure 3. Amplifier Assembly.

ELOSL003

SECTION II (1) ILLUSTRATION		(2)	(3)	(4)	(5)	(6)	(7)	(8)
FIG NO	ITEM NO	SMR CODE	NATIONAL STOCK NUMBER	PART NUMBER	FSCM	DESCRIPTION	USABLE ON CODE	QTY INC IN UNIT
						GROUP 0101 AMPLIFIER ASSEMBLY		
3	1	XDFZZ		521575	12431	CLIP	EA	2
3	3	XDFZZ		521033	12431	BOARD, CONTACT	EA	1
3	4	XDFZZ		521018-2	12431	CONTACT, SINGLE	EA	2
3	5	XDFZZ		521016-2	12431	BLOCK, SINGLE, PHENOLIC	EA	2
3	6	XDFZZ		521018-1	12431	CONTACT, DOUBLE	EA	4
3	7	XDFZZ		521016-1	12431	BLOCK, DOUBLE	EA	4
3	8	XDFZZ		521035-2	12431	SPRING PLATE	EA	1
3	9	XDFZZ		521035-1	12431	BRACKET, MICROPHONE	EA	1
3	10	PAFFF	5830-00-907-6089	521031	12431	AMPLIFIER HOUSING ASSEMBLY	EA	1
3	11	XDFZZ		521582	12431	STRIKE	EA	2
3	12	XDFZZ		521034	12431	GASKET, PAD	EA	1
3	13	XDFZZ	5305-00-889-3116	521360	12431	SCREW, MACHINE, PAN HEAD	EA	4
3	14	XDFZZ		521618	12431	WASHER, FIBER	EA	2
3	15	XDFZZ		521550	12431	WASHER, FLAT	EA	4
3	16	XDFZZ		521572	12431	NUT, PLAIN, HEXAGON	EA	1
3	17	XDFZZ		521573	12431	WASHER, LOCK	EA	1
3	18	PAFZ	5325-00-616-5040	521571	12431	GROMMET, RUBBER	EA	1
3	19	XDFZZ		521595	12431	NUT, PLAIN, HEXAGON	EA	1
3	20	XDFZZ	5310-00-576-5752	521574	12431	WASHER, LOCK	EA	2
3	21	XDFZZ		521593	12431	SCREW, MACHINE	EA	1
3	22	XDFZZ	5310-00-193-7577	521558	12431	WASHER, LOCK	EA	10
3	23	XDFZZ	5305-00-638-3438	521557	12431	SCREW, MACHINE, PAN HEAD	EA	6
3	24	XDFFF	5830-00-907-6088	521056	12431	AMPLIFIER SUBASSEMBLY	EA	1
3	25	XDFZZ	6145-00-682-9937	521574	12431	CABLE, POWER, ELECTRICAL	FT	2
3	26	XDFZZ	5365-00-820-4535	AN3420-6	88044	BUSHING, RUBBER	EA	2
3	27	XDFZZ		521027	12431	CASE, AMPLIFIER	EA	1
3	28	XDFZZ		521029	12431	BRACKET	EA	2
3	29	XDFZZ		521028	12431	BRACKET	EA	1
3	30	XDFZZ		521030	12431	NAMEPLATE	EA	1
3	31	PAFZZ	5340-00-834-0423	521576	12431	CATCH, LUGGAGE	EA	2

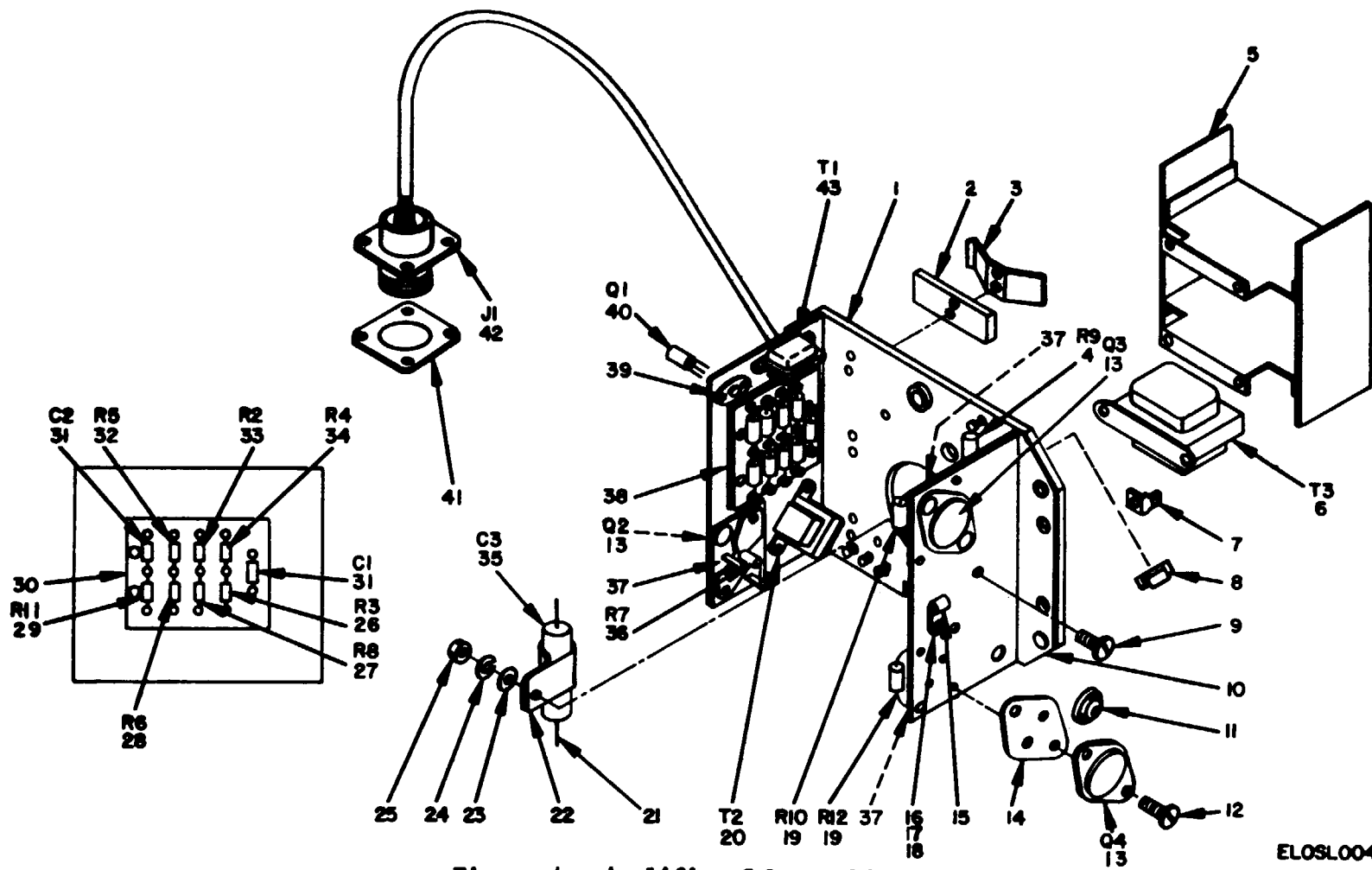
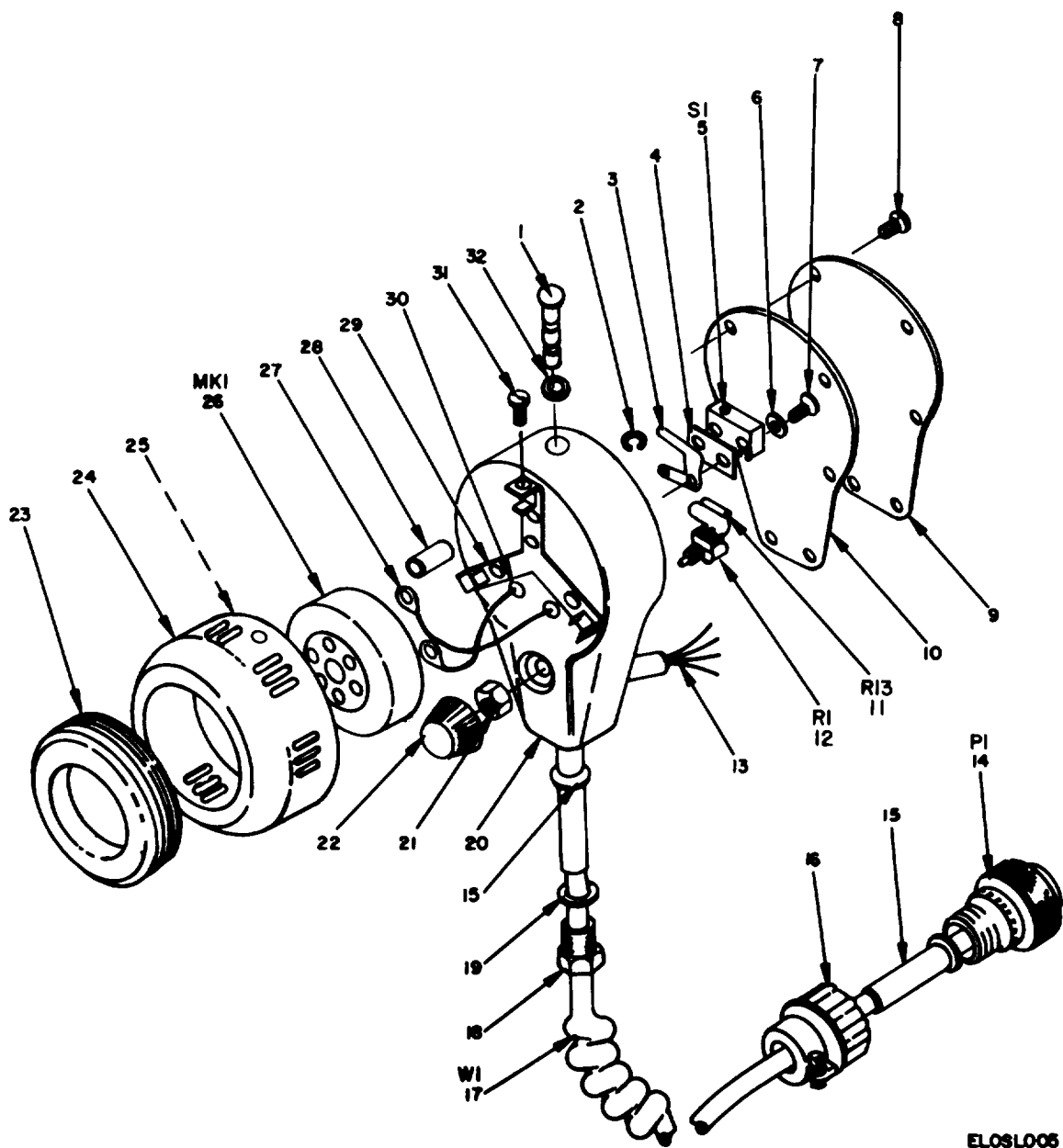


Figure 4. Amplifier Subassembly.

ELOSL004

SECTION II (1) ILLUSTRATION		(2)	(3)	(4)	(5)	(6)	(7)	(8)
FIG NO	ITEM NO	SMR CODE	NATIONAL STOCK NUMBER	PART NUMBER	FSCM	DESCRIPTION	USABLE ON CODE	QTY INC IN UNIT
GROUP 010101 AMPLIFIER SUBASSEMBLY								
4	1	XDFZZ		521010	12431	CIRCUIT BOARD	EA	1
4	2	XDFZZ		521016-1	12431	BLOCK, DOUBLE	EA	1
4	3	XDFZZ		521018-2	12431	CONTACT, SINGLE	EA	1
4	4	PAFZZ	5905-00-173-6850	521542	12431	RESISTOR, FIXED, COMPOSITION	EA	1
4	5	XDFZZ		521015	12431	BATTERY, SEPARATOR	EA	1
4	6	PAFZZ	5950-00-907-7716	521022	12431	TRANSFORMER, AUDIO FREQUENCY	EA	1
4	7	XDFZZ		521023	12431	TERMINAL	EA	2
4	8	XDFZZ		521016-2	12431	BLOCK, SINGLE, PHENOLIC	EA	2
4	9	XDFZZ	5305-00-984-6193	521549	12431	SCREW, MACHINE	EA	5
4	10	XDFZZ		521013	12431	BRACKET	EA	1
4	11	XDFZZ		521547	12431	GROMMET, RUBBER	EA	1
4	12	XDFZZ		521548	12431	SCREW, SELF TAPPING	EA	6
4	13	PAFZZ	5961-00-813-1907	2N301	02734	TRANSISTOR	EA	3
4	14	XDFZZ		521528	12431	INSULATOR, MICA	EA	3
4	15	XDFZZ		521546	12431	CLAMP, CABLE	EA	1
4	16	XDFZZ	5305-00-207-0763	521553	12431	SCREW, MACHINE	EA	1
4	17	XDFZZ	5310-00-209-0788	521555	12431	WASHER, LOCK	EA	1
4	18	XDFZZ	5310-00-934-9747	521556	12431	NUT, PLAIN, HEXAGON	EA	1
4	19	PAFZZ	5905-00-195-6451	RC20GF472K	81349	RESISTOR, FIXED, COMPOSITION	EA	2
4	20	PAFZZ	5950-00-907-7717	521021	12431	TRANSFORMER, AUDIO FREQUENCY	EA	1
4	21	XDFZZ	5365-00-598-5282	521564	12431	SLEEVING, ELECTRICAL	FT	1
4	22	PAFZZ	2990-00-699-8031	521545	12431	CLAMP, CABLE	EA	1
4	23	XDFZZ	5310-00-983-8483	521554	12431	WASHER, FLAT	EA	1
4	24	XDFZZ		521551	12431	WASHER, LOCK	EA	5
4	25	XDFZZ	5310-00-012-0622	MS35649-82	96906	NUT, HEXAGON	EA	1
4	26	PAFZZ	5905-00-171-2005	RC20GF471K	81349	RESISTOR, FIXED, COMPOSITION	EA	1
4	27	PAFZZ	5905-00-252-2995	RC20GF220K	81349	RESISTOR, FIXED, COMPOSITION	EA	1
4	28	PAFZZ	5905-00-279-3833	RC20GF100K	81349	RESISTOR, FIXED, COMPOSITION	EA	1
4	29	PAFZZ	5905-00-190-8876	RC20GF153K	81349	RESISTOR, FIXED, COMPOSITION	EA	1
4	30	XDFZZ		521012	12431	INSULATOR	EA	1
4	31	XDFZZ		31019	24449	CAPACITOR, FIXED, ELECTROLYTIC	EA	2
4	32	PAFZZ	5905-00-141-0598	RC20GF561J	81349	RESISTOR, FIXED, COMPOSITION	EA	1
4	33	PAFZZ	5905-00-171-2004	RC20GF223K	81349	RESISTOR, FIXED, COMPOSITION	EA	1
4	34	PAFZZ	5905-00-256-0409	RC20GF221K	81349	RESISTOR, FIXED, COMPOSITION	EA	1
4	35	PAFZZ	5910-00-834-1841	1016	05844	CAPACITOR, FIXED, ELECTROLYTIC	EA	1
4	36	PAFZZ	5905-00-185-8510	RC20GF103	81349	RESISTOR, FIXED, COMPOSITION	EA	1
4	37	PAFZZ	5935-00-885-8598	521527	12431	SOCKET, SEMICONDUCTOR DEVICE	EA	3
4	38	XDFZZ		521011	12431	BOARD, RESISTOR	EA	1

SECTION II (1) ILLUSTRATION		(2)	(3)	(4)	(5)	(6)	(7)	(8)
FIG NO	ITEM NO	SMR CODE	NATIONAL STOCK NUMBER	PART NUMBER	FSCM	DESCRIPTION	USABLE ON CODE U/M	QTY INC IN UNIT
4	39	XDFZZ		521530	12431	SOCKET, SEMICONDUCTOR DEVICE	EA	1
4	40	PAFZZ	5961-00-892-0800	1N1304	02734	TRANSISTOR	EA	1
4	41	XDFZZ		521544	12431	GASKET	EA	1
4018167	42	PAFZZ	5935-00-800-2824	MS3102A145-25	96906	CONNECTOR, RECEPTACLE, ELECTRICAL	EA	1
4	43	PAFZZ	5950-00-907-7718	521020	12431	TRANSFORMER, AUDIO FREQUENCY	EA	1



ELOSLOOS

Figure 5. Microphone Assembly.

SECTION II (1) ILLUSTRATION		(2)	(3)	(4)	(5)	(6)	(7)	(8)
FIG NO	ITEM NO	SMR CODE	NATIONAL STOCK NUMBER	PART NUMBER	FSCM	DESCRIPTION	USABLE ON CODE	QTY INC IN UNIT
						GROUP 0102 MICROPHONE ASSEMBLY		
5	1	PAFZZ	5965-00-831-0483	5B5895	96150	PUSH BUTTON	EA	1
5	2	PAFZZ	5365-00-282-1633	521518	12431	RING, RETAINING	EA	1
5	3	PAFZZ	5930-00-201-4707	521510	12431	ADAPTER, SWITCH ACUTATOR	EA	1
5	4	XDFZZ		521511	12431	INSULATOR, SWITCH	EA	1
5	5	XDFZZ		521509	74059	SWITCH, SENSITIVE	EA	1
5	6	XDFZZ	5310-00-543-4652	521522	12431	WASHER, LOCK	EA	2
5	7	XDFZZ	5305-00-984-6209	521520	12431	SCREW, MACHINE	EA	2
5	8	XDFZZ	5305-00-207-7465	FFS92TYPE3STYLE9 C	81348	SCREW, MACHINE	EA	6
5	9	PAFZZ	5965-00-910-4216	521003	12431	REAR PLATE ASSEMBLY	EA	1
5	10	XDFZZ		521005	12431	GASKET	EA	1
5	11	PAFZZ	5905-00-192-3971	RC20GF331K	81349	RESISTOR, FIXED, COMPOSITION	EA	1
5	12	PAFZZ	5905-00-834-1529	C13L	37942	RESISTOR, VARIABLE	EA	1
5	13	XDFZZ		521525	12431	WIRE, ELECTRICAL	FT	1
5	14	PAFZZ	5935-00-819-5886	MS3106R14S2P	96906	CONNECTOR, PLUG, ELECTRICAL	EA	1
5	15	XDFZZ	5365-00-820-4535	AN3420-6	88044	BUSHING, RUBBER	EA	2
5	16	PAFZZ	5935-00-280-2195	AN3057-6	88044	ADAPTER, CABLE TO CONNECTOR	EA	1
5	17	PAFZZ	6145-00-542-7936	521508	81349	CORD, ELECTRICAL	EA	1
5	18	XDFZZ	4730-00-605-5406	521614	12431	PACKING NUT	EA	1
5	19	XDFZZ		521612	12431	WASHER, NONMETALLIC	EA	1
5	20	XDFZZ		521001	12431	HOUSING, MICROPHONE	EA	1
5	21	XDFZZ	5310-00-934-9739	MS35469-42	96906	NUT, PLAIN, HEXAGON	EA	10
5	22	PAFZZ	5355-00-822-9911	521513	12431	KNOB	EA	1
5	23	PAFZZ	5965-00-834-1531	521006	12431	MOUTHPIECE, MICROPHONE	EA	1
5	24	PAFZZ	5965-00-831-0481	521002	12431	COVER, MICROPHONE CARTRIDGE	EA	1
5	25	XDFZZ	5965-00-907-9211	521009	12431	SHIELD, MICROPHONE	EA	1
5	26	PAFZZ	5965-00-834-1843	521503	12431	MICROPHONE ELEMENT	EA	1
5	27	XDFZZ		521517	12431	TERMINAL, LUG	EA	2
5	28	PAFZZ	5340-00-834-1538	521007	12431	BUSHING	EA	1
5	29	XDFZZ		521004	12431	BRACKET,SUPPORT	EA	1
5	30	XDFZZ		RFTSM37TUR	98291	TERMINAL FEEDTHRU	EA	2
5	31	PAFZZ	3010-00-635-9709	521521	12431	SCREW,MACHINE	EA	3
5	32	PAFZZ	5330-00-292-0580	521501	12431	PACKING, PREFORMEDJ	EA	1

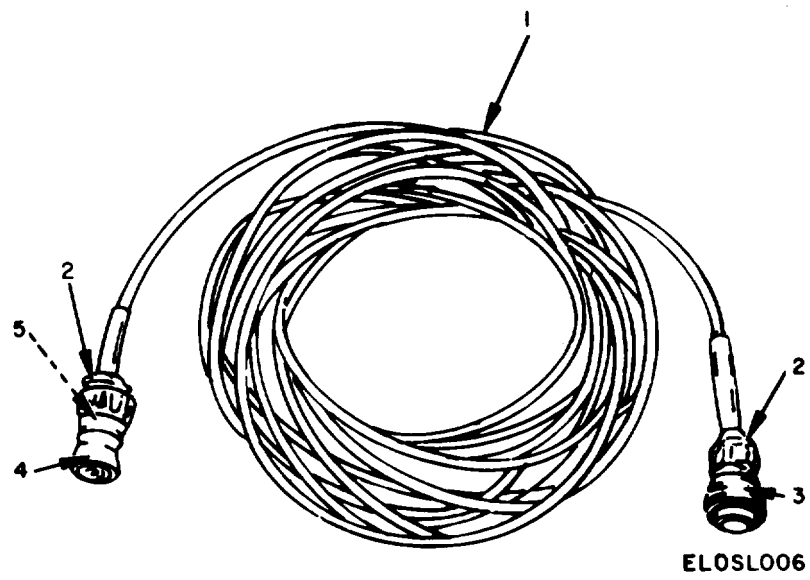


Figure 6. Cable Assembly, Extension.

SECTION II (1) ILLUSTRATION		(2)	(3)	(4)	(5)	(6)	(7)	(8)
FIG NO	(A) ITEM NO	SMR CODE	NATIONAL STOCK NUMBER	PART NUMBER	FSCM	DESCRIPTION	USABLE ON CODE	QTY INC IN UNIT
GROUP 02 CABLE ASSEMBLY, EXTENSION								
6	1	PAFZZ	6145-00-937-3536	521588	12431	CABLE, ELECTRICAL		FT 25
6	2	PAFZZ	5935-00-280-2195	AN3057-6	88044	ADAPTER,CABLE TO CONNECTOR		EA 2
6	3	PAFZZ	5935-00-552-2683	MS3101A14S25C	96906	CONNECTOR, PLUG, ELECTRICAL		EA 1
6	4	PAFZZ	5935-00-819-5886	MS3106R14S2P	96906	CONNECTOR, PLUG, ELECTRICAL		EA 1
6	5	XDFZZ	5365-00-820-4535	AN3420-6	88044	BUSHING, RUBBER		EA 4

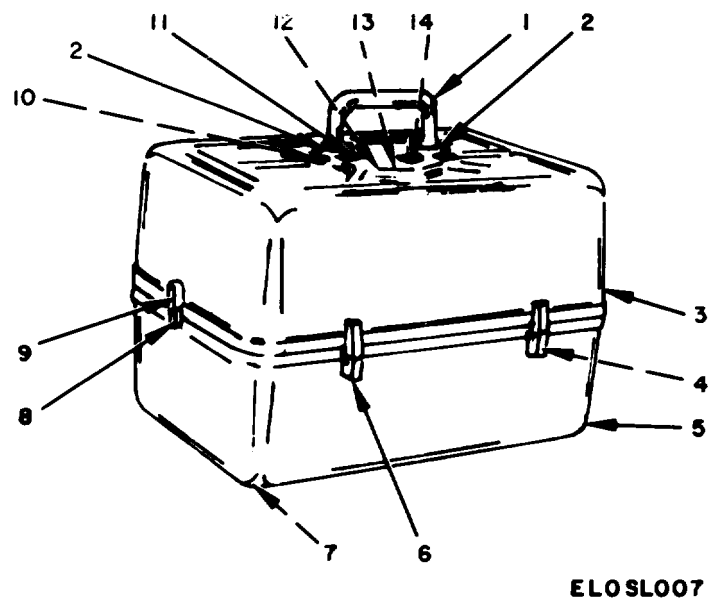


Figure 7. Case Assembly.

SECTION II (1) ILLUSTRATION		(2)	(3)	(4)	(5)	(6)	(7)	(8)
FIG NO	(A) ITEM NO	SMR CODE	NATIONAL STOCK NUMBER	PART NUMBER	FSCM	DESCRIPTION	USABLE ON CODE U/M	QTY INC IN UNIT
GROUP 03 CASE ASSEMBLY								
7	1	PAFZZ	5340-00-902-4774	521600	12431	HANDLE, LUGGAGE, PLASTIC, BLACK	EA	1
7	2	XDFZZ		521606	12431	PIN, STRAIGHT	EA	2
7	3	XDFZZ		521052	12431	COVER, CASE	EA	1
7	4	XDFZZ	5310-00-194-1476	521608	12431	WASHER, FLAT	EA	12
7	5	XDFZZ		521051	12431	CASE, LOWER	EA	1
7	6	XDFZZ		521603	12431	HINGE, BUTT	EA	2
7	7	PAFZZ	5330-00-618-5364	521604	12431	PACKING, PREFORMED	EA	1
7	8	PAFZZ	5340-00-907-5179	521602	12431	STRIKE, CATCH	EA	1
7	9	PAFZZ	5340-00-907-5182	521601	12431	CATCH, LUGGAGE	EA	1
7	10	XDFZZ		521610	12431	WASHER, LOCK	EA	4
7	11	XDFZZ	5310-00-012-0622	MS35649-82	96906	NUT, HEXAGON	EA	4
7	12	XDFZZ		521605	12431	POST, ELECTRICAL, MECHANICAL EQUIPMENT	EA	4
7	13	PAFZZ	5330-00-231-4107	521570	12431	PACKING, PREFORMED	EA	1
7	14	XDFZZ		521609	12431	EXTENSION	EA	1

SECTION IV
 NATIONAL STOCK NUMBER AND PART NUMBER INDEX

NOTE: LATEST NATIONAL STOCK NUMBER ASSIGNMENTS ARE INCLUDED AT END OF INDEX

STOCK NUMBER	FIGURE NO	ITEM NO	STOCK NUMBER	FIGURE NO	ITEM NO
5310-00-012-0622	4	25	5965-00-826-4144	2	4
5310-00-012-0622	7	11	5965-00-831-0481	5	24
5310-00-043-1754	2	10	5830-00-831-0482	2	9
5310-00-058-3599	2	19	5965-00-831-0483	5	1
			5340-00-833-1415	2	14
5305-00-141-2784	2	11	5340-00-833-9821	2	1
5905-00-171-2004	4	33	5340-00-834-0423	3	31
5905-00-171-2005	4	26	5905-00-834-1529	5	12
5905-00-173-6850	4	4	5965-00-834-1531	5	23
5905-00-185-8510	4	36	5995-00-834-1533	1	2
5905-00-190-8876	4	29	5930-00-834-1535	2	21
5905-00-192-3971	5	11	5910-00-834-1841	4	35
5310-00-194-1476	7	4	5315-00-834-1842	2	8
5905-00-195-6451	4	19	5965-00-834-1843	5	26
5930-00-201-4707	5	3	5961-00-892-0800	4	40
5305-00-207-0763	4	16	5830-00-905-3725	1	3
5305-00-207-7465	5	8	5340-00-905-4774	7	1
5330-00-231-4107	7	13	5340-00-907-5179	7	8
5905-00-252-2995	4	27	5340-00-907-5182	7	9
5905-00-256-0409	4	34	5830-00-907-5183	1	1
5930-00-256-8472	2	18	5830-00-907-5678	2	12
5905-00-279-3833	4	28	5830-00-907-5679	2	2
5330-00-292-0580	5	32	5830-00-907-6088	3	24
6145-00-542-7936	5	17	5830-00-907-6089	3	10
5310-00-543-4652	5	6	5950-00-907-7716	4	6
5935-00-552-2683	6	3	5950-00-907-7717	4	20
5330-00-618-5364	7	7	5950-00-907-7718	4	43
5305-00-638-3438	3	23	5965-00-907-9211	5	25
6145-00-682-9937	3	25	5965-00-908-1402	2	3
5961-00-813-1907	4	13	5965-00-910-4216	5	9
5935-00-819-5886	5	14	6145-00-937-3536	6	1
5935-00-819-5886	6	4	5310-00-983-8483	4	23
5355-00-822-9911	5	22	5305-00-984-6193	4	9
5965-00-826-1841	2	6			

PART NUMBER	FSCM	FIG NO	ITEM NO	PART NUMBER	FSCM	FIG NO	ITEM NO
AN3057-6	88044	5	16	521009	12431	5	25
AN3057-6	88044	6	2	521010	12431	4	1
AN3420-6	88044	3	26	521011	12431	4	38
AN3420-6	88044	5	15	521012	12431	4	30
AN3420-6	88044	6	5	521013	12431	4	10
				521015	12431	4	5
B5891	91505	2	1	521016-1	12431	3	7
C13L	37942	5	12	521016-1	12431	4	2
FFS92TYPE3STYLE9C	81348	5	8	521016-2	12431	3	5
MS3101A14S25C	96906	6	3	521016-2	12431	4	8
MS3102A145-25	02660	4	42	521018-1	12431	3	6
MS3106R14S2P	96906	5	14	521018-2	12431	3	4
MS3106R14S2P	96906	6	4	521018-2	12431	4	3
MS35469-42	96906	5	21	521020	12431	4	43
MS35649-82	96906	4	25	521021	12431	4	20
MS35649-82	96906	7	11	521022	12431	4	6
RC20GF100K	81349	4	28	521023	12431	4	7
RC20GF103	81349	4	36	521025	12431	2	6
RC20GF153K	81349	4	29	521026	12431	2	5
RC20GF220K	81349	4	27	521027	12431	3	27
RC20GF221K	81349	4	34	521028	12431	3	29
RC20GF223K	81349	4	33	521029	12431	3	28
RC20GF331K	81349	5	11	521030	12431	3	30
RC20GF471K	81349	4	26	521031	12431	3	10
C20GF472K	81349	4	19	521033	12431	3	3
RC20GF561	81349	4	32	521034	12431	3	12
RFTSM3/TUR	98291	5	30	521035-1	12431	3	9
V3-32	91929	2	18	521035-2	12431	3	8
1B8	87771	2	4	521038	12431	2	15
1N1304	02734	4	40	521039	12431	2	9
1016	05844	4	35	521040	12431	2	21
2N301	02734	4	13	521041	12431	2	8
31019	24449	4	31	521042	12431	2	3
5B5895	96150	5	1	521050	12431	1	3
521001	12431	5	20	521051	12431	7	5
521002	12431	5	24	521052	12431	7	3
521003	12431	5	9	521053	12431	2	12
521004	12431	5	29	521055	12431	2	2
521005	12431	5	10	521056	12431	3	24
521006	12431	5	23	521057	12431	1	2
521007	12431	5	28	521059	12431	1	1

SECTION IV
 NATIONAL STOCK NUMBER AND PART NUMBER INDEX

TM11-5830-239-24P

PART NUMBER	FSCM	FIG NO	ITEM NO	PART NUMBER	FSCM	FIG NO	ITEM NO
521501	12431	5	32	521571	12431	2	7
521503	12431	5	26	521571	12431	3	18
521508	81349	5	17	521572	12431	3	16
521509	74059	5	5	521573	12431	3	17
521510	12431	5	3	521574	12431	3	25
521511	12431	5	4	521575	12431	3	1
521513	12431	5	22	521576	12431	3	31
521517	12431	5	27	521582	12431	3	11
521518	12431	5	2	521588	12431	6	1
521520	12431	5	7	521590	12431	2	14
521521	12431	5	31	521591	12431	2	16
521522	12431	5	6	521592	12431	2	13
521525	12431	5	13	521593	12431	3	21
521527	12431	4	37				
521528	12431	4	14	521595	12431	3	19
521530	12431	4	39	521596	12431	2	20
521542	12431	4	4	521597	12431	2	19
521544	12431	4	41	521598	12431	2	11
521545	12431	4	22	521599	12431	2	10
521546	12431	4	15	521600	12431	7	1
521547	12431	4	11	521601	12431	7	9
521548	12431	4	12	521602	12431	7	8
521549	12431	4	9	521603	12431	7	6
521550	12431	3	15	521604	12431	7	7
521551	12431	4	24	521605	12431	7	12
521553	12431	4	16	521606	12431	7	2
521554	12431	4	23	521608	12431	7	4
521555	12431	4	17	521609	12431	7	14
521556	12431	4	18	521610	12431	7	10
521557	12431	3	23	521612	12431	5	19
521558	12431	3	22	521614	12431	5	18
				521618	12431	3	14
521564	12431	4	21	521620	12431	2	17
521570	12431	7	13				

LATEST NATIONAL STOCK NUMBER ASSIGNMENTS

STOCK NUMBER	FIGURE NO.	ITEM NO.
5905-00-141-0598	4	32
5310-00-193-0598	4	32
5310-00-209-0788	4	17
5935-00-280-2195	5	16
5935-00-280-2195	6	2
5365-00-282-1633	5	2
5325-00-286-2598	2	17
5310-00-576-5752	3	20
5365-00-598-5282	4	21
4730-00-605-5406	5	18
5325-00-616-5040	2	7
5325-00-616-5040	3	18
3010-00-635-9709	5	31
2990-00-699-8031	4	22
5310-00-752-7785	2	5
5935-00-800-2824	4	42
5365-00-820-4535	3	26
5365-00-820-4535	5	15
5365-00-820-4535	6	5
5340-00-834-1538	5	28
5935-00-885-8598	4	37
5305-00-889-3116	3	13
5310-00-934-9739	5	21
5310-00-934-9747	4	18
5305-00-984-6209	5	7

LATEST PART NUMBER ASSIGNMENTS

PART NUMBER	FSCM	FIGURE NO.	ITEM NO.
521360	12431	3	13
521574	12431	3	20

RECOMMENDED CHANGES TO EQUIPMENT TECHNICAL MANUALS



SOMETHING WRONG WITH THIS MANUAL?

THEN... JOT DOWN THE DOPE ABOUT IT ON THIS FORM, TEAR IT OUT, FOLD IT AND DROP IT IN THE MAIL!

FROM: (YOUR UNIT'S COMPLETE ADDRESS)

Commander
Stateside Army Depot
ATTN: AMSTA-US
Stateside, N.J. 07703

DATE 10 July 1975

PUBLICATION NUMBER

TM 11-5840-340-12

DATE

23 Jan 74

TITLE

Radar Set AN/SPC-76

BE EXACT... PIN-POINT WHERE IT IS

PAGE NO.	PARA-GRAPH	FIGURE NO.	TABLE NO.
----------	------------	------------	-----------

2-25	2-28		
3-10	3-3		3-1
5-6	5-8		

FO3

IN THIS SPACE TELL WHAT IS WRONG AND WHAT SHOULD BE DONE ABOUT IT:

Recommend that the installation antenna alignment procedure be changed through to specify a 2° IFF antenna lag rather than 1°.

REASON: Experience has shown that with only a 1° lag, the antenna servo system is too sensitive to wind gusting in excess of 20 knots, and has a tendency to rapidly accelerate and decelerate as it hunts, causing strain to the drive train. Hunting is minimized by adjusting the lag to 2° without degradation of operation.

Item 5, Function column. Change "2 db" to "3db."

REASON: The adjustment procedure for the TRANS POWER FAULT indicator calls for a 3 db (500 watts) adjustment to light the TRANS POWER FAULT indicator.

Add new step f.1 to read, "Replace cover plate removed in step e.1, above."

REASON: To replace the cover plate.

Zone C 3. On J1-2, change "+24 VDC to "+5 VDC."

REASON: This is the output line of the 5 VDC power supply. + 24 VDC is the input voltage.

TYPED NAME, GRADE OR TITLE, AND TELEPHONE NUMBER

SSG I. M. DeSpirito 999-1776

SIGN HERE:

SSG I. M. DeSpirito

DA FORM 2028-2 (TEST)

P.S.--IF YOUR OUTFIT WANTS TO KNOW ABOUT YOUR MANUAL "FIND" MAKE A CARBON COPY OF THIS AND GIVE IT TO YOUR HEADQUARTERS.

HISA 1686-75

TEAR ALONG DOTTED LINE

RECOMMENDED CHANGES TO EQUIPMENT TECHNICAL MANUALS



THEN . . . JOT DOWN THE DOPE ABOUT IT ON THIS FORM, TEAR IT OUT, FOLD IT AND DROP IT IN THE MAIL!

SOMETHING WRONG WITH THIS MANUAL?

FROM: (YOUR UNIT'S COMPLETE ADDRESS)

DATE

PUBLICATION NUMBER

DATE

TITLE

BE EXACT. . . PIN-POINT WHERE IT IS

IN THIS SPACE TELL WHAT IS WRONG AND WHAT SHOULD BE DONE ABOUT IT:

PAGE NO.

PARA-GRAPH

FIGURE NO.

TABLE NO.

TEAR ALONG DOTTED LINE

TYPED NAME, GRADE OR TITLE, AND TELEPHONE NUMBER

SIGN HERE:

DA FORM 2028-2 (TEST)
1 AUG 74

P.S.--IF YOUR OUTFIT WANTS TO KNOW ABOUT YOUR MANUAL "FIND," MAKE A CARBON COPY OF THIS AND GIVE IT TO YOUR HEADQUARTERS.

FILL IN YOUR
UNIT'S ADDRESS

FOLD BACK

DEPARTMENT OF THE ARMY

OFFICIAL BUSINESS

Commander
US Army Electronics Command
ATTN: DRSEL-MA-Q
Fort Monmouth, New Jersey 07703

FOLD BACK

TEAR ALONG DOTTED LINE

RECOMMENDED CHANGES TO EQUIPMENT TECHNICAL MANUALS



THEN... JOT DOWN THE DOPE ABOUT IT ON THIS FORM, TEAR IT OUT, FOLD IT AND DROP IT IN THE MAIL!

SOMETHING WRONG WITH THIS MANUAL?

FROM: (YOUR UNIT'S COMPLETE ADDRESS)

DATE

PUBLICATION NUMBER

DATE

TITLE

BE EXACT... PIN-POINT WHERE IT IS

IN THIS SPACE TELL WHAT IS WRONG AND WHAT SHOULD BE DONE ABOUT IT:

PAGE NO.	PARA-GRAPH	FIGURE NO.	TABLE NO.
----------	------------	------------	-----------

TEAR ALONG DOTTED LINE

TYPED NAME, GRADE OR TITLE, AND TELEPHONE NUMBER

SIGN HERE:

DA FORM 2028-2 (TEST)
1 AUG 74

P.S.--IF YOUR OUTFIT WANTS TO KNOW ABOUT YOUR MANUAL "FIND," MAKE A CARBON COPY OF THIS AND GIVE IT TO YOUR HEADQUARTERS.

FILL IN YOUR
UNIT'S ADDRESS



FOLD BACK

DEPARTMENT OF THE ARMY

OFFICIAL BUSINESS

Commander
US Army Electronics Command
ATTN: DRSEL-MA-Q
Fort Monmouth, New Jersey 07703

FOLD BACK

TEAR ALONG DOTTED LINE

RECOMMENDED CHANGES TO EQUIPMENT TECHNICAL MANUALS



SOMETHING WRONG WITH THIS MANUAL?

THEN... JOT DOWN THE DOPE ABOUT IT ON THIS FORM, TEAR IT OUT, FOLD IT AND DROP IT IN THE MAIL!

FROM: (YOUR UNIT'S COMPLETE ADDRESS)

DATE

PUBLICATION NUMBER

DATE

TITLE

BE EXACT... PIN-POINT WHERE IT IS

IN THIS SPACE TELL WHAT IS WRONG AND WHAT SHOULD BE DONE ABOUT IT:

PAGE NO.

PARA-GRAPH

FIGURE NO.

TABLE NO.

TEAR ALONG DOTTED LINE

TYPED NAME, GRADE OR TITLE, AND TELEPHONE NUMBER

SIGN HERE:

DA FORM 1 AUG 74 2028-2 (TEST)


P.S.--IF YOUR OUTFIT WANTS TO KNOW ABOUT YOUR MANUAL "FIND" MAKE A CARBON COPY OF THIS AND GIVE IT TO YOUR HEADQUARTERS.

FILL IN YOUR
UNIT'S ADDRESS



FOLD BACK

DEPARTMENT OF THE ARMY



OFFICIAL BUSINESS

Commander
US Army Electronics Command
ATTN: DRSEL-MA-Q
Fort Monmouth, New Jersey 07703

FOLD BACK

TEAR ALONG DOTTED LINE

By Order of the Secretary of the Army:

FRED C. WEYAND
General, United States Army
Chief of Staff

Official:

PAUL T. SMITH
Major General, United States Army
The Adjutant General

DISTRIBUTION:

Active Army:

USASA (2)
COE (1)
TSG (1)
USAARENBD (1)
DARCOM (1)
MICOM (2)
TECOM (2)
TRADOC (2)
LOGCOMD (3)
USACC (4)
OS Maj Comd (4)
MDW (1)
Armies (2)
Corps (2)
Div (2)
Bde (2)
Instl (2) except
 Ft Gordon (10)
 Ft Huachuca (10)
 Ft Carson (5)
 Ft Gillem (10)
 SAAD (30)
 LBAD (14)
 TOAD (14)
 SVAD (3)
HISA (Ft Monmouth) (33)
Ft Richardson (ECOM Oft) (2)
Svc Colleges (1)
USASESS (5)
USAINTS (3)
USAADS (2)
USAFAS (2)
USAARMS (2)
USAIS (2)
USAES (2)

MAAG (1)
USARMIS (1)
USAERDAA (1)
USAERDAW (1)
Sig FLDMS (1)
Units org under fol TOE:-1 ea.
5-25 29-51
5-26 29-52
5-78 29-134
5-107 29-136
5-115 37-100
5-155 57
5-216 57-100
5-216 67
7
7-100
11-117
11-127
11-500(AA-AC)
17
19-27
19-35
19-36
19-37
19-47
19-57
19-67
19-87
19-97
19-247
19-252
19-272
19-316
29-41
29-42

ARNG: State AG (3).

USAR: None.

For explanation of abbreviation used, see AR 910-60.

This fine document...

Was brought to you by me:



[Liberated Manuals -- free army and government manuals](#)

Why do I do it? I am tired of sleazy CD-ROM sellers, who take publicly available information, slap “watermarks” and other junk on it, and sell it. Those masters of search engine manipulation make sure that their sites that sell free information, come up first in search engines. They did not create it... They did not even scan it... Why should they get your money? Why are not letting you give those free manuals to your friends?

I am setting this document FREE. This document was made by the US Government and is NOT protected by Copyright. Feel free to share, republish, sell and so on.

I am not asking you for donations, fees or handouts. If you can, please provide a link to liberatedmanuals.com, so that free manuals come up first in search engines:

<A HREF=<http://www.liberatedmanuals.com/>>Free Military and Government Manuals

- Sincerely
Igor Chudov
<http://igor.chudov.com/>
- [Chicago Machinery Movers](#)