

TM 11-5825-255-20P

ORGANIZATIONAL MAINTENANCE

REPAIR PARTS AND SPECIAL TOOLS LISTS

FOR

BEACON SETS, RADIO

AN/TRN-30(V) 1

(NSN 5825-00-405-4510)

AND

AN/TRN-30(V)2

(NSN 5825-00-423-1654)

H E A D Q U A R T E R S , D E P A R T M E N T O F T H E A R M Y

30 SEPTEMBER 1983

**ORGANIZATIONAL MAINTENANCE
 REPAIR PARTS AND SPECIAL TOOLS LIST
 FOR
 BEACON SETS, RADIO AN/TRN-30(V)1
 (NSN 5825-00-405-4510)**

**AND
 AN/TRN-30(V)2
 (NSN 5825-00-423-1654)**

Current as of 1 July 1983

REPORTING OF ERRORS AND RECOMMENDING IMPROVEMENTS

You can help improve this manual. If you find any mistakes or if you know of a way to improve the procedures, please let us know. Mail your letter, DA Form 2028 (Recommended Changes to Publications and Blank Forms), or DA Form 2028-2 located in the back of this manual direct to Commander, US Army Communications-Electronics Command and Fort Monmouth, ATTN: DR- SEL-ME-MP, Fort Monmouth, NJ 07703.

In either case, a reply will be furnished directly to you.

Table of Contents

SECTION	GROUP	Description	Page	Illus. Figure
	I.	Introduction.....	1	
	II.	Repair Parts List.....	5	
	00	Radio Beacon Sets AN/TRN-30(V)1 and 2	5	1
	01	Radio Beacon Transmitter T-1199/TRN-30(V)1 and 2	7	2
	06	Amplifier Couple Assembly AM-6417TRN-30(V)(3).....	9	3
	07	Antenna AS-2633/TRN-30(V)2.....	13	4
	08	Antenna AS-2634TRN-30(V)2.....	15	5
	11	Antenna Group OE-304/TRN-30(V)	17	6
		1101 Antenna Group Case CY-7777TRN-30(V)1	19	7
		1102 Antenna AS-3377/TRN-30 (V)1.....	21	8
	20	Electronic Equipment Maintenance Kit MK-1805/TRN-30(V)	25	9
SECTION	III.	Special Tools List (Not applicable)		
	IV.	National Stock Number and Stock Number and Part Number Inde..	26	

* This manual supersedes TM 11-582S-255-20P, 18 July 1977.

**SECTION I.
INTRODUCTION**

1. Scope

This manual lists spares and repair parts; special tools; special test, measurement, and diagnostic equipment (TMDE), and other special support equipment required for performance of organizational maintenance of the ANITRN-30(V)1 and 2. It authorizes the requisitioning and issue of spares and repair parts as indicated by the source and maintenance codes.

2. General

This Repair Parts and Special Tools List is divided into the following sections:

a. *Section II.* Repair Parts List. A list of spares and repair parts authorized for use in the performance of maintenance. The list also includes parts which must be removed for replacement of the authorized parts. Parts lists are composed of functional groups in numeric sequence, with the parts in each group listed in figure and item number sequence.

b. *Section III.* Special Tools List. Not applicable.

c. *Section IV* National Stock Number and Part Number Index. A list, in National item identification number (NIIN) sequence, of all National stock numbers (NSN) appearing in the listing, followed by a list, in alphanumeric sequence, of all part numbers appearing in the listings. National stock numbers and part numbers are cross-referenced to each illustration figure and item number appearance.

3. Explanation of Columns

a. Illustration. This column is divided as follows:

(1) Figure number. Indicates the figure number of the illustration on which the item is shown.

(2) Item number. The number used to identify item called out in the illustration.

b. Source, Maintenance, and Recoverability (SMR) Codes.

(1) Source code. Source codes indicate the manner of acquiring support items for maintenance, repair, or overhaul of end items. Source codes are entered in the first and second positions of the Uniform SMR Code format as follows:

<i>Code</i>	<i>Definition</i>
PA -	Item procured and stocked for anticipated or known usage.
PD -	Support item, excluding support equipment, procured for initial issue or outfitting and

Code Definition stocked only for subsequent or additional initial issues or out fittings. Not subject to automatic replenishment.

PF - Support equipment which will not be stocked but which will be centrally procured on demand.

XA - Item is not procured or stocked because the requirements for the item will result in the replacement of the next higher assembly.

XB - Item is not procured or stocked. If not available through salvage, requisition.

NOTE

Cannibalization or salvage may be used as a source of supply for any items source coded above except those coded XA and aircraft support items as restricted by AR 750-1.

(2) *Maintenance code.* Maintenance codes are assigned to indicate the levels of maintenance authorized to USE and REPAIR support items. The maintenance codes are entered in the third and fourth positions of the Uniform SMR Code format as follows:

(a) The maintenance code entered in the third position will indicate the lowest maintenance level authorized to remove, replace, and use the support item. The maintenance code entered in the third position will indicate one of the following levels of maintenance:

<i>Code</i>	<i>Application/Explanation</i>
C -	Crew or operator maintenance performed within organizational maintenance.
O -	Support item is removed, replaced, used at the organizational level.
F -	Support item is removed, replaced, used at the direct support level.

(b) The maintenance code entered in the fourth position indicates whether the item is to be repaired and identifies the lowest maintenance level with the capability to perform complete repair (i.e., all authorized maintenance functions). This position will contain one of the following maintenance codes:

<i>Code</i>	<i>Application/Explanation</i>
0 -	The lowest maintenance level capable of complete repair of the support item is the organizational level.

- | <i>Code</i> | <i>Application/Explanation</i> |
|-------------|--|
| F - | The lowest maintenance level capable of complete repair of the support item is the direct support level. |
| D - | The lowest maintenance level capable of complete repair of the support item is the depot level. |
| Z - | Nonreparable. No repair is authorized. |

(3) Recoverability code. Recoverability codes are assigned to support items to indicate the disposition action on unserviceable items. The recoverability code is entered in the fifth position of the Uniform SMR Code format as follows:

<i>Recoverability codes</i>	<i>Definition</i>
Z -	Nonreparable item. When unserviceable, condemn and dispose at the level indicated in position 3.
O -	Reparable item. When uneconomically repairable, condemn and dispose at organizational level.
F -	Reparable item. When uneconomically repairable, condemn and dispose at the direct support level.
D -	Reparable item. When beyond lower level repair capability, return to depot. Condemnation and disposal, not authorized -below depot level.

c. National Stock Number. Indicates the National stock number assigned to the item and will be used for requisitioning purposes.

d. Federal Supply Code for Manufacturer (FSCM). The FSCM is a 5-digit numeric code listed in SB 708-41/42 which is used to identify the manufacturer, distributor, or Government agency, etc.

e. Part Number. Indicates the primary number used by the manufacturer (individual, company, firm, corporation, or Government activity), which controls the design and characteristics of the item by means of its engineering drawings, specifications, standards, and inspection requirements to identify an item or range of items.

NOTE

When a stock numbered item is requisitioned, the repair part received may have a different part number than the part being replaced.

f. Description. Indicates the Federal item name and, if required, a minimum description to identify the item.

g. Unit of Measure (U/M). Indicates the standard of the basic quantity of the listed item as used in performing the actual maintenance function. This measure is expressed by a two-character alphabetical abbreviation (e.g., ea., in, pr, etc). When the unit of measure differs from the unit of issue, the lowest unit of issue that will

satisfy the required units of measure will be requisitioned.

h. Quantity Incorporated in Unit Indicates the quantity of the item used in the breakout shown on the illustration figure, which is prepared for a functional group, subfunctional group, or an assembly. A "V" appearing in this column in lieu of a quantity indicates that no specific quantity is applicable, (e.g., shims, spacers, etc).

4. Special Information

a. Usable on codes are shown in the description column. Uncoded items are applicable to all models. Identification of the usable on codes used in this publication are:

<i>Code</i>	<i>Used on</i>
COR	ANITRN-30(V)1
CUO	AN/TRN-30(V)2

b. The following publications pertain to the AN/TRN-30(V)1 and 2 and its components: TM 11-5825-255-12, Beacon Radio Sets, AN/ TRN-30(V)1 and 2.

c. National stock numbers (NSN's) that are missing from P source coded items have been applied for and will be added to this TM by future change/ revision when they are entered in the Army Master Data File (AMDF). Until the NSN's are established and published, submit exception requisitions to. Commander, US Army Communications-Electronics Command and Fort Monmouth, ATTN: DR- SEL-MM, Fort Monmouth, NJ 07703 for the part required to support your equipment.

d. The illustrations in this manual are identical to those published in TM 11-5825-255-30P. Only those parts assigned the third position SMR maintenance code "C" or "O" are listed in the tabular listing; therefore, there may be a break in the item number sequence. Only illustrations containing organizational authorized items appear in this manual.

5. How to Locate Repair Parts .

a. When National stock number or part number is unknown.

(1) *First.* Using the table of contents, determine the functional group within which the item belongs. This is necessary since illustrations are prepared for functional groups and listings are divided into the same groups.

(2) *Second* Find the illustration covering the functional group to which the item belongs.

(3) *Third* Identify the item on the illustration and note the illustration figure and item number of the item.

(4) *Fourth*, Using the Repair Parts Listing, find the figure and item number noted on the illustration.

b. When National stock number or part number is known.

(1) *First* Using the Index of National Stock numbers and Part Numbers, find the pertinent national stock number or part number. This index is L NIIN sequence followed by a list of part numbers in

alphanumeric sequence, cross-referenced to the illustration figure number and item number.

(2) *Second* After finding the figure and item number, locate the figure and item number in the repair parts list.

6. Abbreviations

Not applicable.


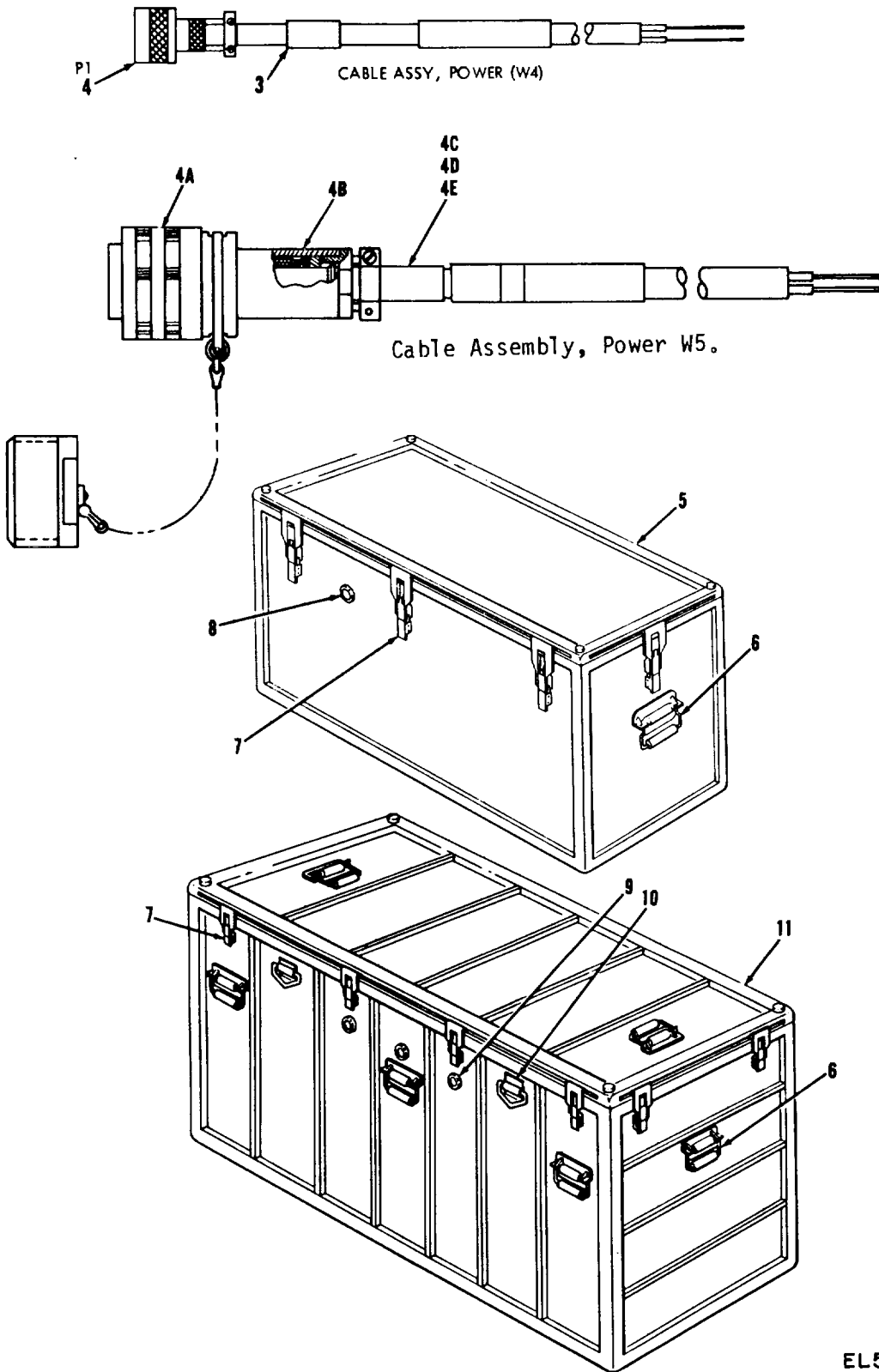


Figure 1. Radio Beacon Sets AN/TRN-30(V)1 and 2 (Sheet 1 of 3).



EL5AX002

Figure 1. Radio Beacon Sets AN/TRN-30(V)1 and 2 (Sheet 2 of 3).

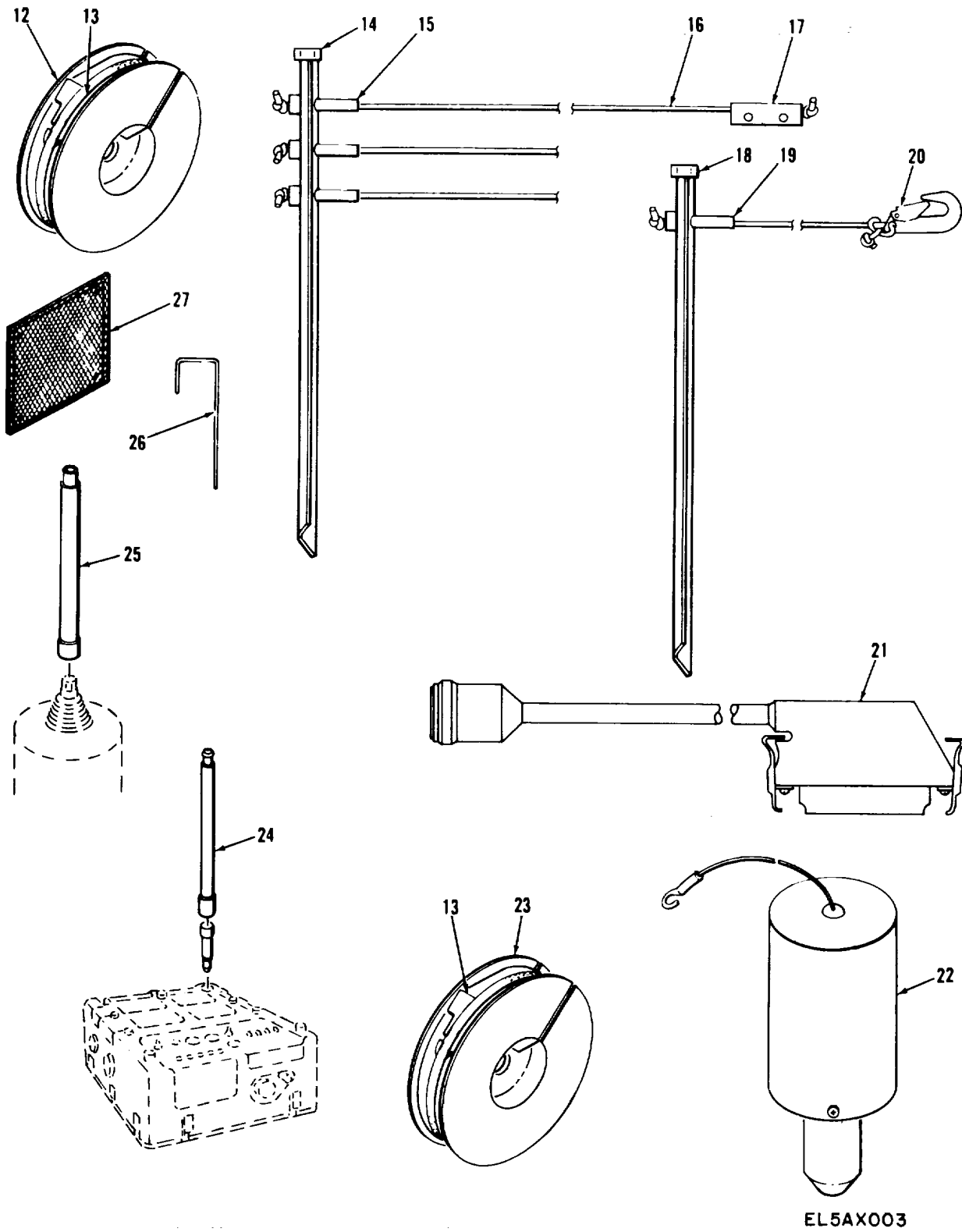
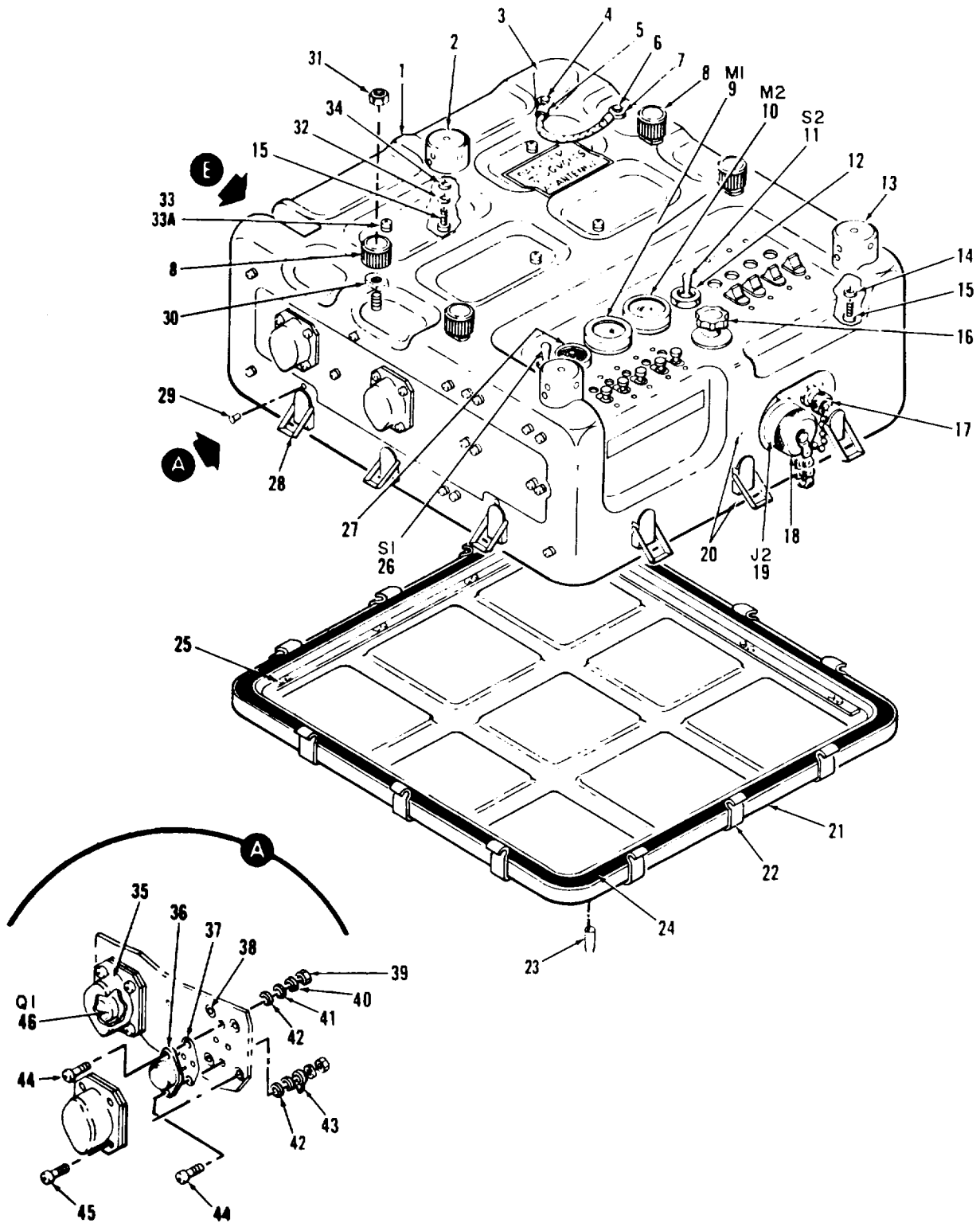


Figure 1. Radio Beacon Sets AN/TRN-30(V)1 and 2 (Sheet 3 of 3)°

SECTION II

TM 11-5825-255-20P

(1) ILLUSTRATION		(2)	(3)	(4)	(5)	(6)	(7)	(8)
(a) FIG NO.	(b) ITEM NO.	SMR CODE	NATIONAL STOCK NUMBER	FSCM	PART NUMBER	DESCRIPTION USABLE ON CODE	U/M	QTY INC IN UNIT
1	2	POOFF	5825-00-189-6118		AM-6417/TRN-30(V	GROUP 00 RADIO BEACON SETS AN/TR-30(V)1 AND 2 AMPLIFIER-COUPLER.....CUO	EA	1
1	5	PDDFD	5825-00-138-7715	80058	CY-7505/TRN-30(V	CASE,TRANSMITTER.....COR	EA	1
1	11	PDDFF	5825-00-191-1531	80058	CY-7143/TRN-30(V	CASE,AMPLFIER-COUP..... CU0	EA	1
1	12	PAOZZ	5635-01-036-4243	80063	SM-C-550618	REEL ASSEMBLYCOR	EA	1
1	14	PAOZZ		80063	SM-D-551067	STAKE.....COR	EA	11
1	15	XBOZZ		80063	SM-C-551070-1	TERMINAL,CABLECOR	EA	3
1	16	PAOZZ	4020-01-150-777	80063	SM-D-551066-1	CORD,FIBROUSCOR	EA	3
1	17	XBOZZ		80063	SM-C-551066-1	SNUBBER,GUY LINECOR	EA	3
1	18	XBOZZ		80063	S4D-5S51122	STAKE.....CUO	EA	1
1	19	XBOZZ		80063	SC-551070-2	TERNNAL.CABLECUO	EA	3
1	20	XBOZZ		18901	SP197-4	HOOK.....	EA	3
1	21	XBOZZ		71168	CH51509-19	CABLE ASSYCOR	EA	1'
1	22	PAOZZ	5825-00-124-090		DA-639/TRN-30(V	DUMMY LOA ELECTRIC.....COR	EA	1
1	23	XBOZZ	5835-01-036-1115	80058	1			
1	24	XBOOO	5825-00-405-4484	80063	SM-C-551121	REEL ASSEMBLYCUO	EA	24
1	25	PDDDD	5825-00-185-8184	80063	SM-D-551040	ANTENNA..... COR,CUO	'EA	1
				80058	AS-2634/TRN-30(V	ANTENNA..... CUD	EA	1
1	26	XBOZZ		80063	SM-B-975979	STAKE,HOLD DOWN,GRDCUO	EA	54
1	27	PFOZZ		80063	SM-C-550629	GROUND SHEET COR,CUO	EA	1



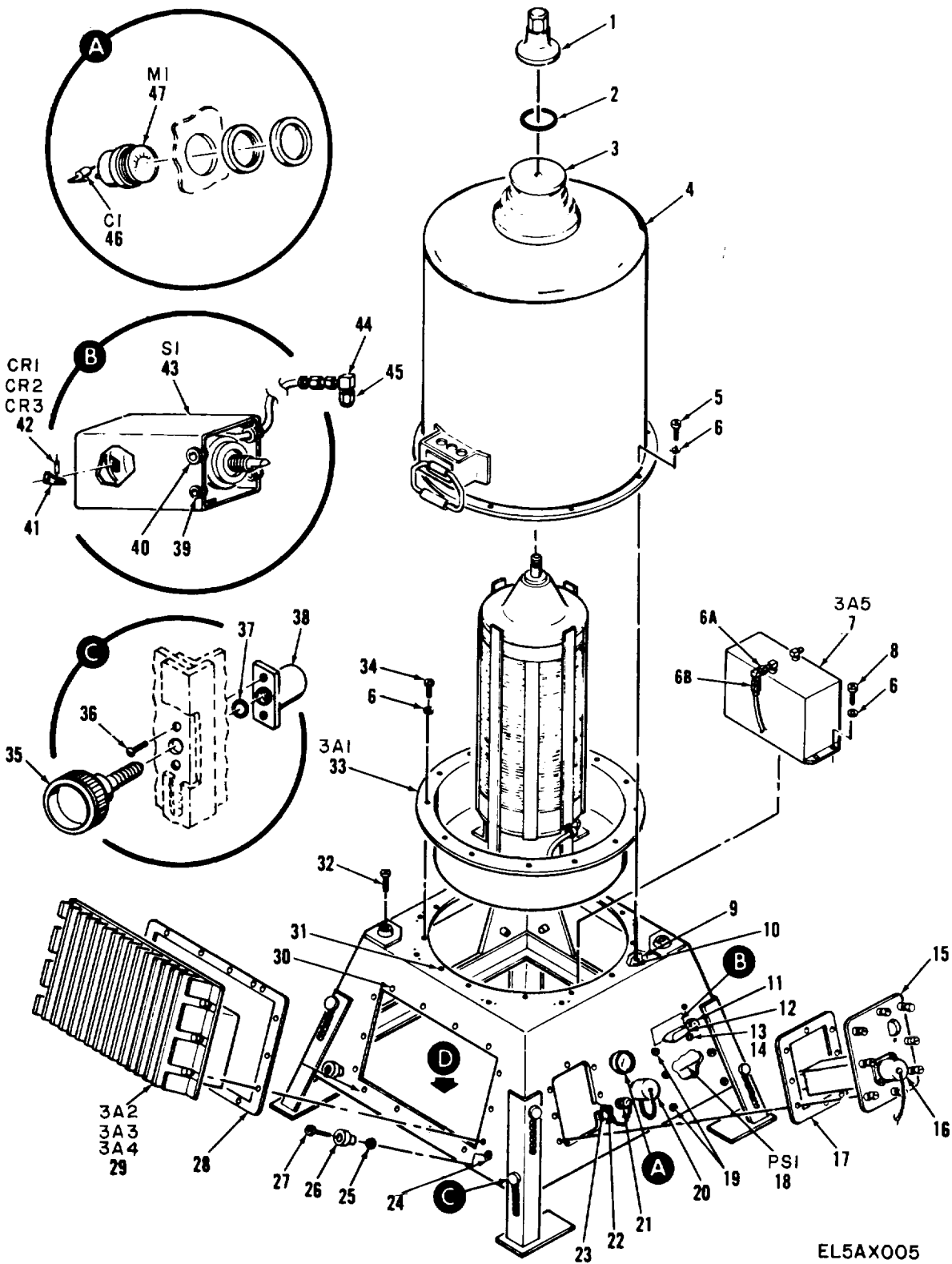
EL5AX004

Figure 2. Radio Beacon Transmitter T-1199/TRN-30(V)1 and 2.

SECTION II

TM 11-5825-255-20P

(1) ILLUSTRATION		(2)	(3)	(4)	(5)	(6)	(7)	(8)
(a) FIG NO.	(b) ITEM NO.	SMR CODE	NATIONAL STOCK NUMBER	FSCM	PART NUMBER	DESCRIPTION USABLE ON CODE	U/M	QTY INC IN UNIT
2	8	PAOZZ	5305-00-054-6654	80063	SM-C-975971	GROUP 01 RADIO EACON TRANSMITTER. T-1199/TRH-30(V)1 AND 2 KNOB.RADIAL..... COR,CUO SCREW, MACHINE..... COR,CUO	EA	4
2	30	PAFZZ		96906			M551957-30	EA



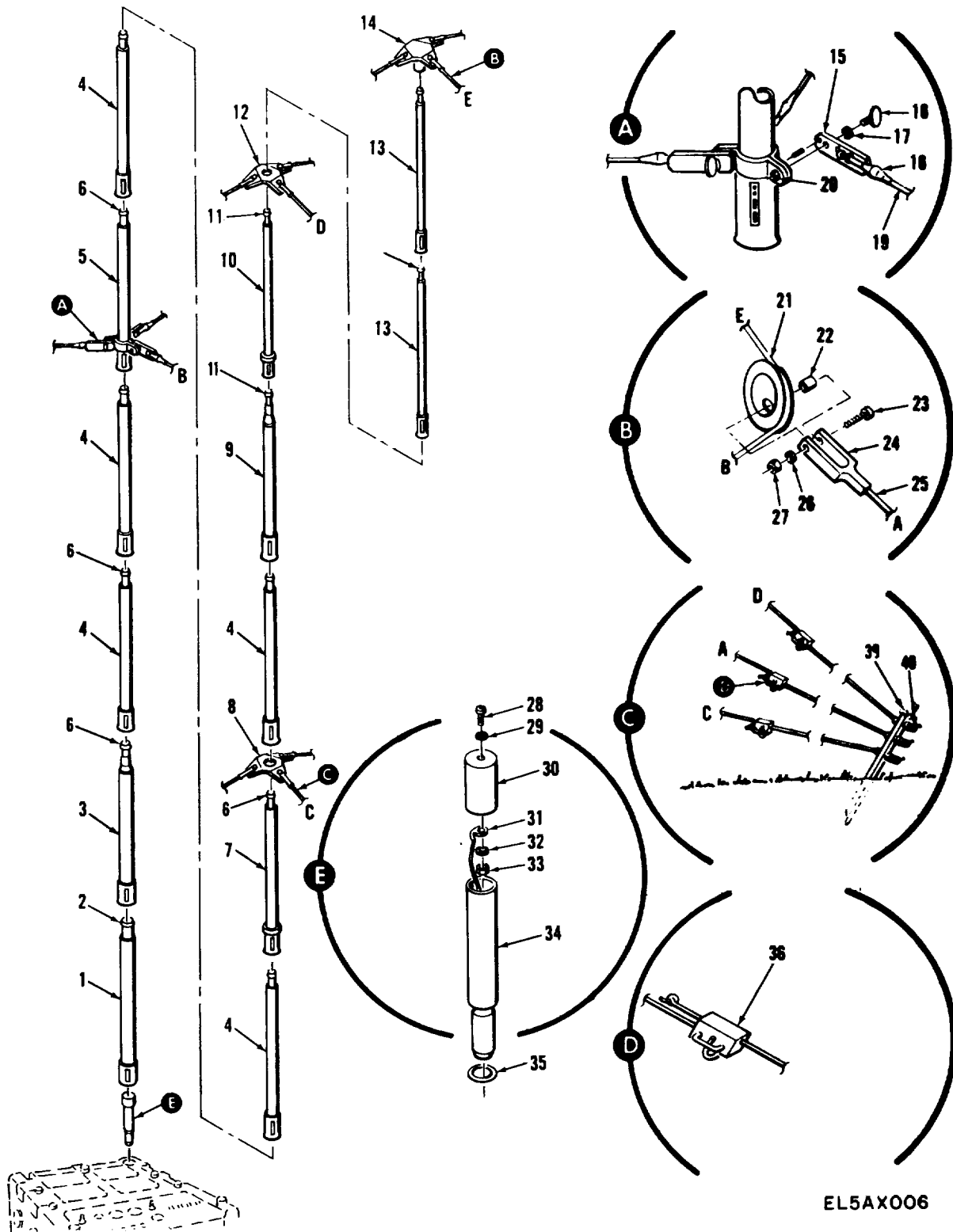
EL5AX005

Figure 3. Amplifier Coupler Assembly AM-6417/TRN-30(V)(3).

SECTION II

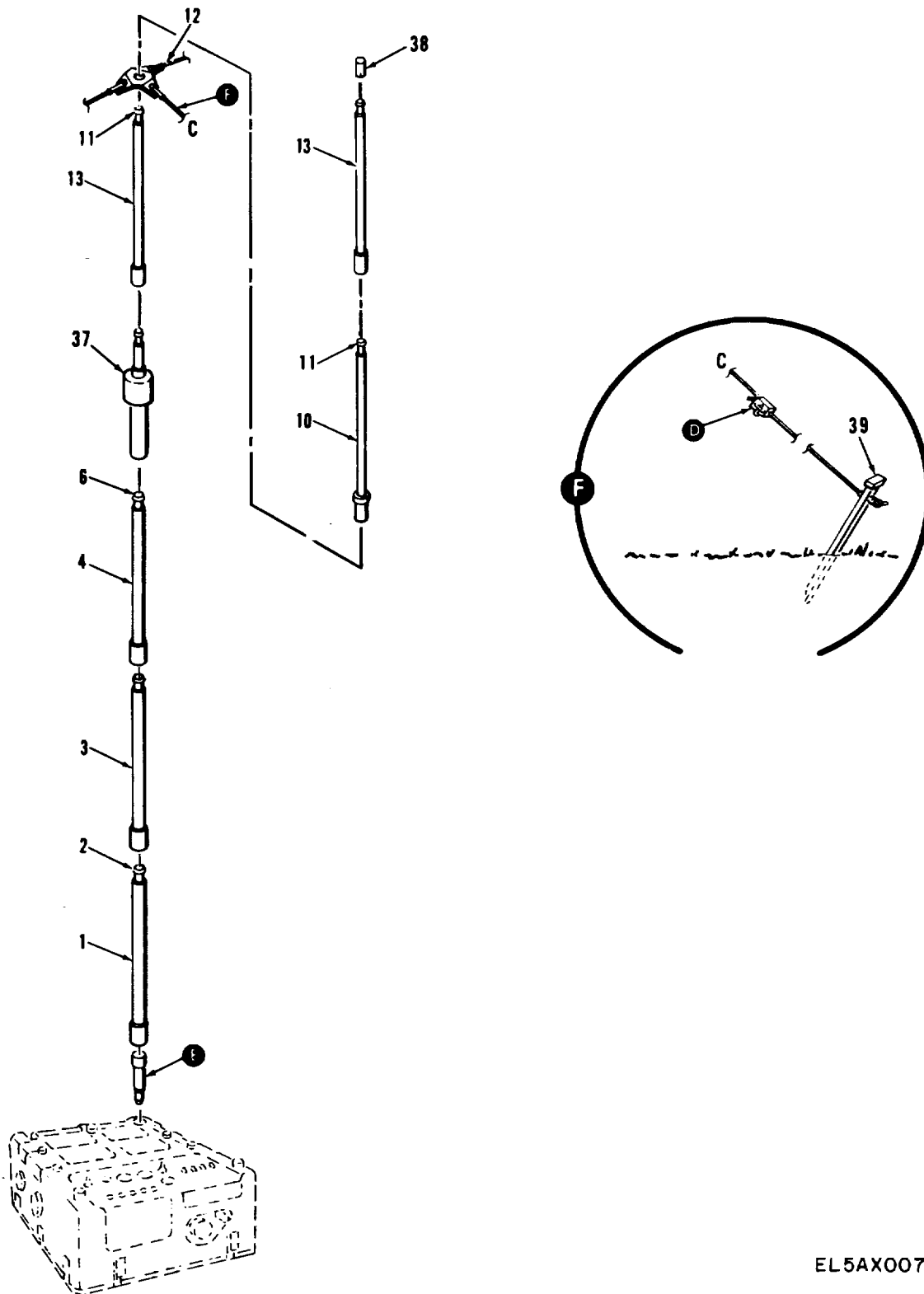
TM 11-5825-255-20P

(1) ILLUSTRATION		(2)	(3)	(4)	(5)	(6)	(7)	(8)
(a) FIG NO.	(b) ITEM NO.	SMR CODE	NATIONAL STOCK NUMBER	FSCM	PART NUMBER	DESCRIPTION USABLE ON CODE	U/M	QTY INC IN UNIT
3	35	XB0ZZ		80063	SM-D-550754	GROUP 06 AMPLIFIER COUPLER ASSEMBLY AM-6417/TRN-30(V) (3) SCREW, THUM CUO	EA	8



EL5AX006

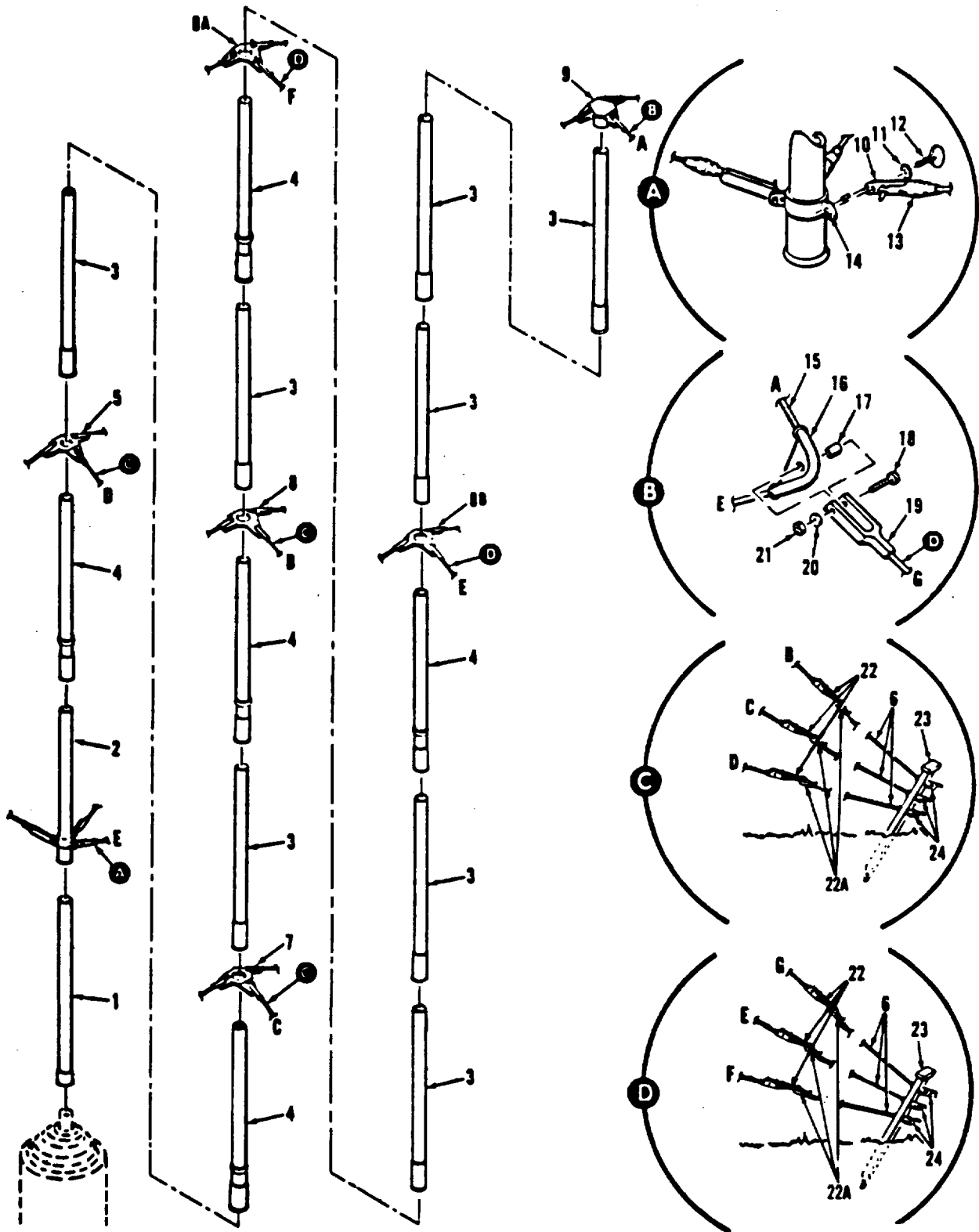
Figure 35. Antenna AS-2633/TRN-30 (30 Foot Configuration)
(Sheet 1 of 2).



EL5AX007

Figure 35. Antenna AS-2633/TRN-30 (15 Foot Configuration)
(Sheet 2 of 2).

(1) ILLUSTRATION		(2)	(3)	(4)	(5)	(6) DESCRIPTION	(7)	(8)
(a) FIG NO.	(b) ITEM NO.	SMR CODE	NATIONAL STOCK NUMBER	FSCM	PART NUMBER	USABLE ON CODE	U/M	QTY INC IN UNIT
4	1	PAOZZ	5825-0-064-131	80063	SM-D-975997	GROUP 07 ANTENNA AS-2633/TRN-30IV11		
4	2	PAOZZ		80063	SM-C-551129-	NAST SECTION	COR,CUO	EA 1
4	3	PAOZZ	5825-01-064-2130	80063	SM-D-976003	SPRING,SLEEVE	COR,CUO	EA 1
4	4	PAOZZ	5825-01-064-2120	80063	SM-C-976001	MAST SECTION	COR,CUO	EA 1
4	5	PAOZZ	5125-01-064-2129	80063	SM-D-976002	MAST SECTION	COR,CUO	EA 5
4	6	PAOZZ		80063	SM-D-976002	MAST SECTION	COR,CUO	EA 1
4	7	PAOZZ	5825-01-072-1022	80063	SM-C-551129-4	SPRING,SLEEVE	COR,CUO	EA 1
4	8	PAOZZ		80063	SM-D-975S999	MAST SECTION	COR,CUO	EA 1
4	9	PAOZZ	5825-01-064-2127	80063	SM-C-551115	GUY,ANTENNA NO-1	COR,CUO	EA 1
4	10	PAOZZ	5825-01-064-1879	80063	SM-D-976000	MAST SECTION	COR,CUO	EA 1
4	11	PAOZZ		80063	SM--551062	MAST SECTION	COR,CUO	EA 1
4	12	PAOZZ		80063	SM-C-551129-3	SPRING,SLEEVE	COR,CUO	EA 1
4	13	PAOZZ	5825-01-070-3880	80063	SM-C-551114	GUY,ANTENNA NO-2	COR,CUO	EA 1
4	14	PAFZZ	5985-01-153-9438	80063	SM-D-551062	MAST SECTION	COR,CUO	EA 2
4	15	XBOZZ		80063	SM-D-551050	TOP LOADING,ANTENNA	COR,CUO	EA 1
4	17	PAOZZ	5310-01-0T3-2952	78189	SM-C-551112	SUPPORT,GUY ROPE	COR,CUO	EA 3
4	18	PAOZZ		81349	4710-06--01-4102	WASHER,LOCK	COR,CUO	EA 3
4	19	P8AOZ		24027	QQ8575AWG36-116	BRAID,TUBULAR	COR	FT V
4	20	PAOZZ	5310-00-058-5155	46384	300-5567-11-5	CALE,BRAIDED	COR	FT V
4	21	XBOZZ		80063	CL55032-1	NUT, PLAIN,CLINCH	COR,CUO	EA 3
4	22	PAOZZ		80205	SM-C-975996	VOKE,CABLE	COR,CUO	EA 3
4	23	PAOZZ	5305-00-95-899	96906	NAS43DD3-22	SPACER,SLEEVE	COR,CUO	EA 3
4	24	XBOZZ		80063	MS3521-58	SCREW MACHINE	COR,CUO	EA 3
4	25	PAOZZ		81349	SM-C-551056-3	HINGE,CABLE	COR,CUO	EA 3
4	26	PAOZZ	5310-00-933-8120	96906	MILC32563-3ZD1A	CORD,OLIVE DRAB		FT V
4	2	PAOZZ	5310-00-934-9164	96906	-NT07	WASHER,LOCK	COR,CUO	EA 3
4	28	PAOZZ	5305-00-056-6668	96906	MS3533-138	NUT,PLAIN,HEXAON	COR,CUO	EA 3
4	29	PAOZZ	5310-00-101-602	88044	MS35649-205	SCREW,MACHINE	COR,CUO	EA 1
4	30	XBOZZ		80063	MS51957-43	WASHER,FLAT	COR,CUO	EA 1
4	31	PAOZZ	5940-00-615-1287	96906	AN964PODL	COVER,SHELL	COR,CUO	EA 1
4	32	PAOZZ	5330-01-114-3825	80205	SM-C-551091	TERMINAL,LUG	COR,CUO	EA 1
4	33	PAOZZ	5310-00-807-1473	96906	MS7072-4	RETAINER	COR,CUO	EA 1
4	34	XAOZZ		60063	NAS1523AAO8W	NUT,SELF LOCKING.EX	COR,CUO	EA 1
4	35	PAOZZ	5330-00-198-6163	88044	M521042L08	SHELL,BASE	COR,CUO	EA 1
4	36	XBOZZ		80063	SM-C-551090	PICKING,PREFORMED	COR,CUO	EA 1
4	37	PAOZZ	5901-01-036-6143	80063	AN227-14	SNUBBER,GUY LINE	COR,CUO	EA 1
4	38	XBOZZ		80063	SM-C-55066-1	COIL,ELECTRICAL	CUO	EA 1
4	39	PAOZZ		80063	SM-D-551072	CAP, ANTENNA	COR,CUO	EA 1
4	40	XBOZZ		80063	SM-C-551074	STAKE	COR,CUO	EA 1
				80063	SM-D-551061	TERMINAL, CABLE		EA 3



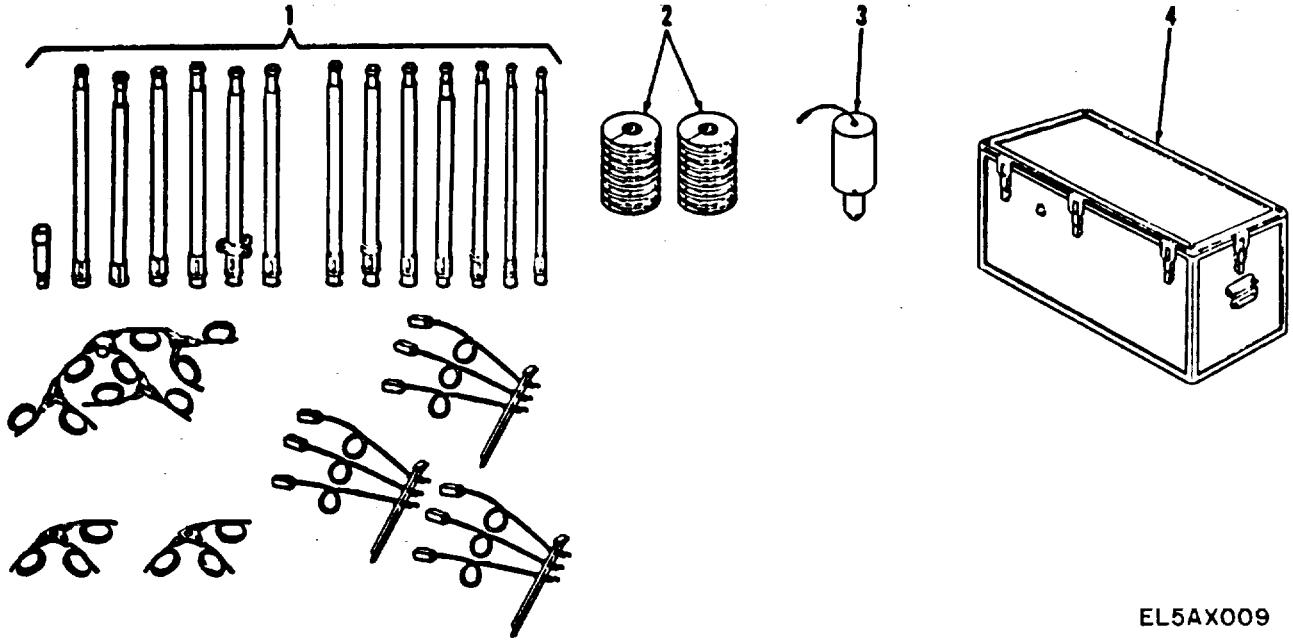
EL5AX008

Figure 5. Antenna AS-2634/TRN-30.

SECTION II

TM 11-5825-255-20P

(1) ILLUSTRATION		(2)	(3)	(4)	(5)	(6)	(7)	(8)
(a) FIG NO.	(b) ITEM NO.	SMR CODE	NATIONAL STOCK NUMBER	FSCM	PART NUMBER	DESCRIPTION USABLE ON CODE	U/M	QTY INC IN UNIT
30(V)2						GROUP 08 ANTENNA AS-2634/TRN-		
5	1	PAOZZ	5825-01-064-1876	80063	SM-D-551101	MAST SECTIONCUO	EA	1
5	2	PAOZZ	5825-01-064-1875	80063	SM-D-551080	MAST SECTIONCUO	EA	1
5	3	PAOZZ	5825-01-064-1877	80063	SM-D-551100	MAST SECTIONCUO	EA	8
5	4	PAOZZ	5825-01-064-1878	80063	SM-D-551102	MAST SECTIONCUO	EA	5
5	5	XBOZZ		80063	SM-C-551096	BRACKET,GUY ROPE,		
NO	CUO	EA	1					
5	7	PAOZZ		80083	SM-C-551097	BRACKET,GUY ROPE,		
NO	CUO	EA	1					
5	8	PAOZZ		80063	SM-C-551098	BRACKET,GUY ROPE,		
NO	CUO	EA	1					
5	8A	XBOZZ		80063	SM-C-725987	BRACKET,GUY ROPECUO	EA	1
5	8B	XBOZZ		80083	SM-C-725985	BRACKET,GUY ROPECUO	EA	1
5	9	PAOZZ	5999-01-151-9449	80063	SM-C-551084	BRACKETCUO	EA	1
5	10	XBOZZ		80083	SM-C-551085	SUPPORT,GUY ROPE.....CUO	EA	3
5	11	PAOZZ	5310-01-073-2952	78189	4710-06-01-4102	WASHER,LOCKCUO	EA	3
5	12	PFOZZ		80036	SM-C-551126-2	SCREW,THUMB.....CUO	EA	3
5	13	PAOZZ		81349	QQB575AWG36-11-64DIA	BRAID,TUBULAR	FT	V
5	14	PAOZZ	5310-00-567-4992	81349	M45938-1-17C	NUT,PLAIN.CLINCH.....CUO	EA	3
5	15	PAOZZ		24027	3006-5566-11-5	CABLE,BRIADED	FT	V
5	16	XBOZZ		80063	SM-C-551087	YOKE,CALE.....CUO	EA	3
5	17	PAOZZ	5366-00-682-4624	80205	MAS43DD3-28	SPACER.SLEEVE.CUO	EA	3
5	18	PAOZZ	5305-00-954 8996	96906	MS35214-59	SCREM,ACHINE	EA	3
5	19	XBOZZ		80083	SM-C-551056-2	HINGE.CABLE	EA	3
5	20	PAOZZ	5310-00-933-8120	96906	MS35338-138	WASHER,LOCKCUO	EA	3
5	21	PAOZZ	5310-00-934-9764	96906	MS53659-205	NUT,PLAIN,HEXAGON	EA	3
5	22	PAOZZ		18901	SP30891	SNUBBER.....CUO	EA	3
5	22A	XBOZZ		18901	SP197-4	HOOK	EA	3
5	23	XBOZZ		80063	SM-D-551122	STAKE	EA	1
5	24	XBOZZ		80063	SM-C-551070-2	TERMINAL,CABLE	EA	3



EL5AX009

Figure 6. Antenna Group OE-304/TRN-30(V)o

SECTION II

TM 11-5825-255-20P

(1) ILLUSTRATION		(2)	(3)	(4)	(5)	(6)	(7)	(8)
(a) FIG NO.	(b) ITEM NO.	SMR CODE	NATIONAL STOCK NUMBER	FSCM	PART NUMBER	DESCRIPTION USABLE ON CODE	U/M	QTY INC IN UNIT
6	1	PDDFF	5825-01-075-280	80058	AS-3377/TRN-30(V	GROUP 11 ANTENNA GROUP OE-304/T-30(V)1 ANTENNA.....CUO	EA	1
6	2	PAOZZ	5835-01-036-4243	80063	SM-C-550618	REEL ASSEMBLY.....CUO	EA	16
6	3	PAOZZ	5825-00-124-5090	80058	DA-639/TR—30(V	DUMMY LOAD.ELECTRIC.....CUO	EA	1
6	4	PDDFF	5825-01-073-9101	80058	CY-7777/TRN-30(V	CASE,ANTENNA..... CUO	EA	1

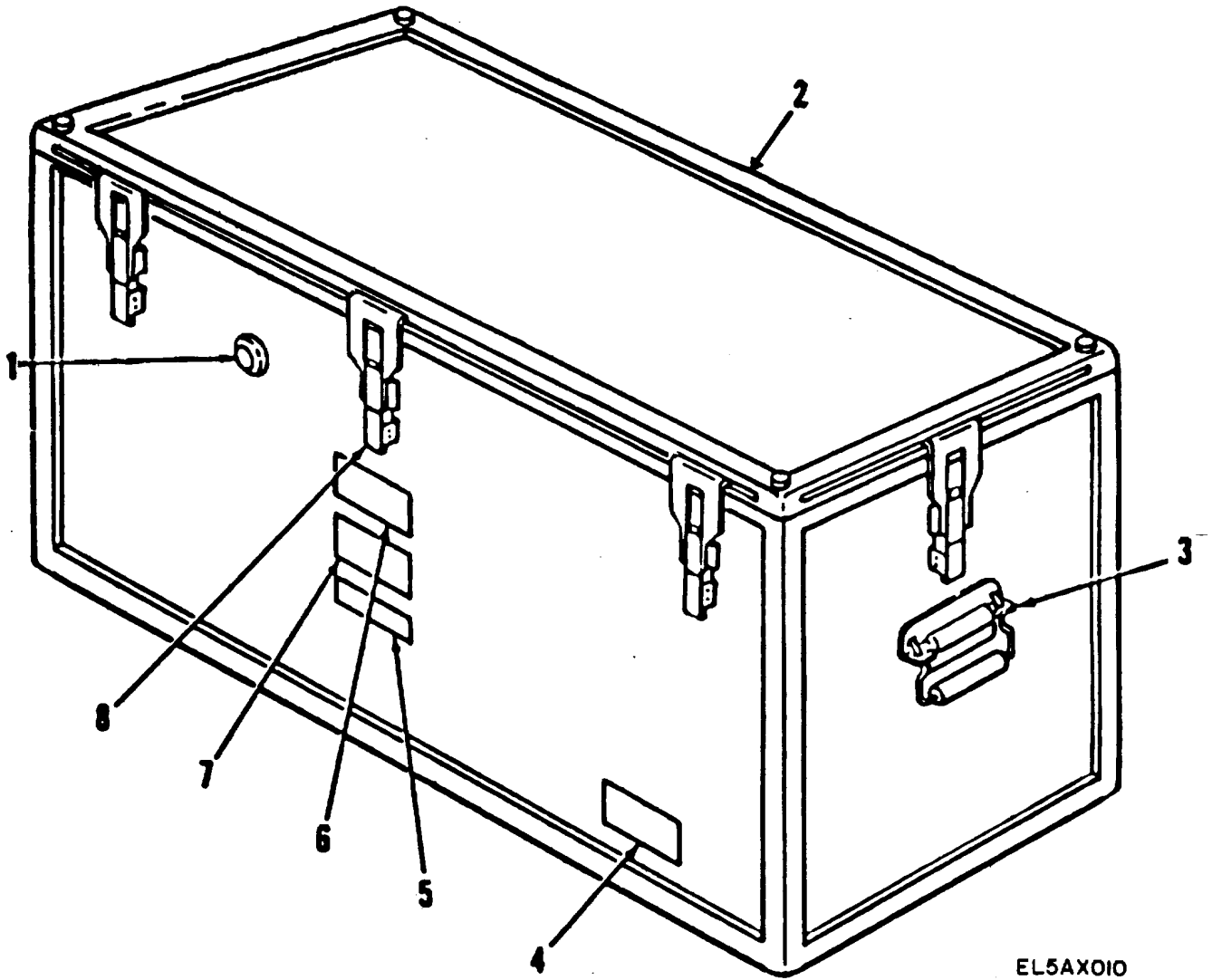
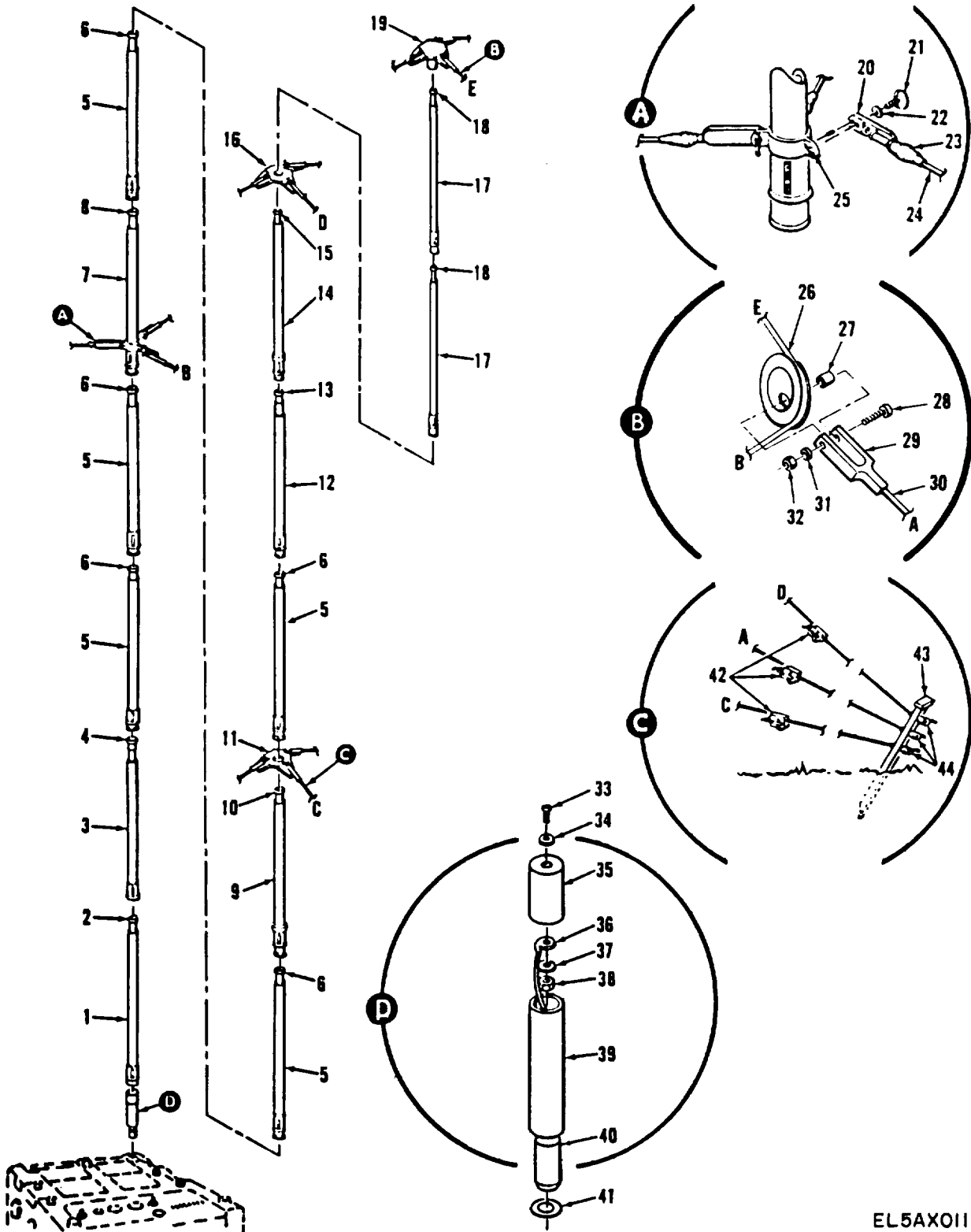


Figure 7. Case, Antenna Group CY-7777/TRN-30(V).

SECTION II

TM 11-5825-255-20P

(1) ILLUSTRATION		(2)	(3)	(4)	(5)	(6)	(7)	(8)
(a) FIG NO.	(b) ITEM NO.	SMR CODE	NATIONAL STOCK NUMBER	FSCM	PART NUMBER	DESCRIPTION USABLE ON CODE	U/M	QTY INC IN UNIT
7	4	XBOZZ		80003	SM-D-962456	GROUP 1101 ANTENNA GAROUP CASE PLAT.INFORMATIONCU0	EA	1
7	5	XBOZZ		80063	SM-C-962455	PLATE,IDENTCUO	EA	1
7	6	XBOZZ		80063	SM-C-942464	PLATE, CAUTIONCUO	EA	2
7	7	XBOZZ		80063	SM-D-962454	PLATE., IDENTCUO	EA	1



EL5AX011

Figure 8. Antenna AS-3377/TRN-30(V).

SECTION II

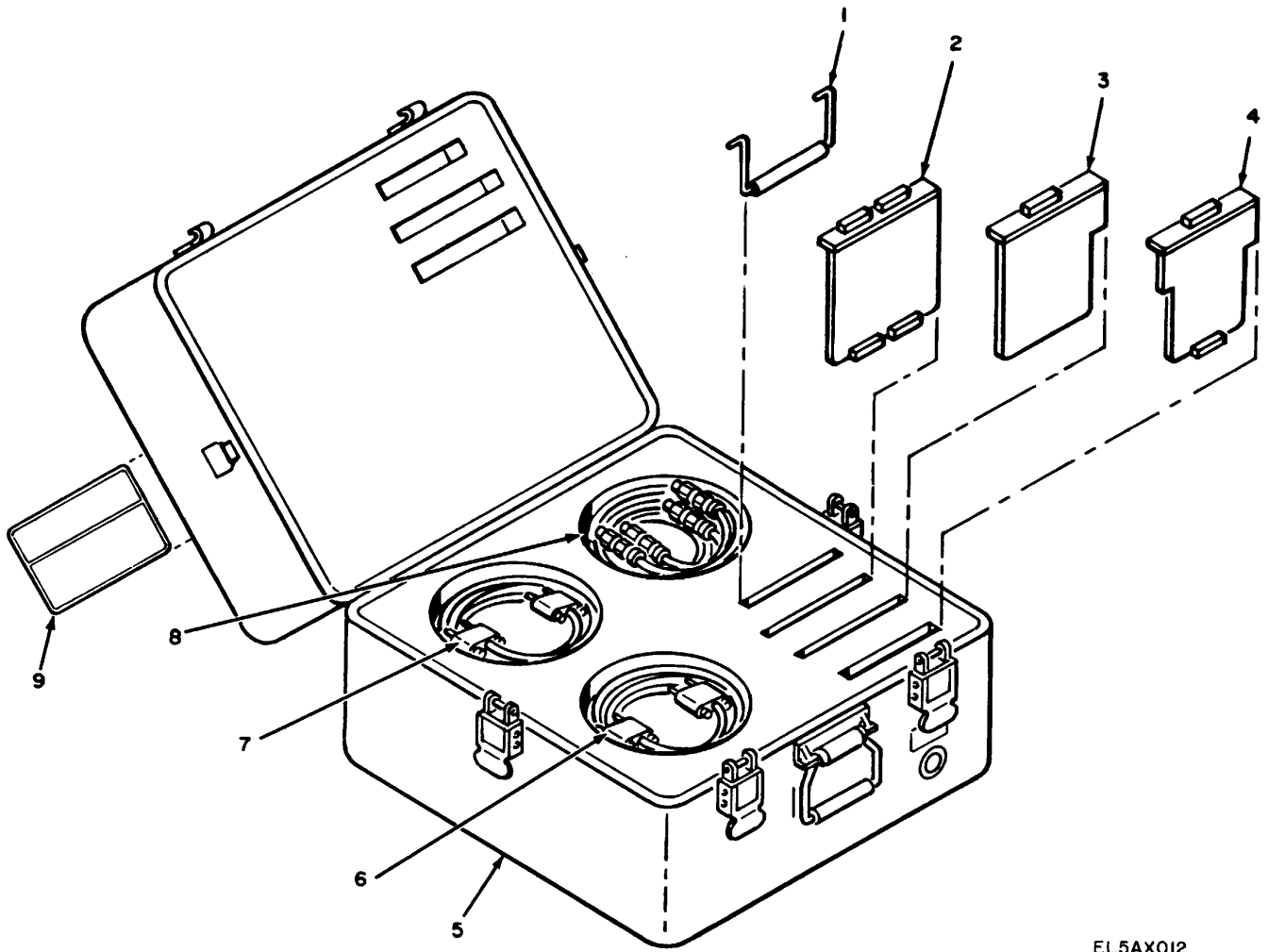
TM 11-5825-255-20P

(1) ILLUSTRATION		(2)	(3)	(4)	(5)	(6)	(7)	(8)
(a) FIG NO.	(b) ITEM NO.	SMR CODE	NATIONAL STOCK NUMBER	FSCM	PART NUMBER	DESCRIPTION USABLE ON CODE	U/M	QTY INC IN UNIT
						GROUP 1102 ANTENNA AS-3377-TRN-30(V)1		
8	1	PAOZZ		80063	MS-D-975998	MAST SECTIONCUO	EA	1
8	2	PAOZZ		80063	SM-C-551129-1	SPRING,SLEEVECUO	EA	1
8	3	PAOZZ	5825-01-064-2130	80063	SM-D-976003	MAST SECTIONCUO	EA	1
8	4	PAOZZ		80063	SM-C-551129-4	SPRING,SLEEVECUO	EA	1
8	5	PAOZZ	5825-01-064-2128	80063	SM-D-976002	MASS SECTIONCUO	EA	1
8	6	PAOZZ		80063	SM-C-551129-7	SPRING, SLEEVECUO	EA	1
8	7	PAOZZ	5825-01-064-2129	80063	SM-D-976002	MAST SECTIONCUO	EA	1
8	8	PAOZZ		80063	SM-C-551129-4	SPRING,SLEEVECUO	EA	1
8	9	PAOZZ	5825-01-072-1022	80063	SM-D-975999	MAST SECTIONCUO	EA	1
8	10	PAOZZ		80063	SM-C-551129-4	SPRING,SLEEVECUO	EA	1
8	11	PAOZZ		80063	SM-C-551115	GUY,ANTENNA,NO. 1.....CUO	EA	1
8	12	PAOZZ	5825-01-064-2127	80063	SM-D-976000	MAST SECTIONCUO	EA	1
8	13	PAOZZ		80063	SM-C-551129-3	SPRING,SLEEVECUO	EA	1
8	14	PAOZZ	5825-01-064-1879	80063	SM-D-551061	MAST SECTIONCUO	EA	1
8	15	PAOZZ		80063	SM-C-551129-3	SPRING,SLEEVECUO	EA	1
8	16	PAOZZ		80063	SM-C-551114	GUY,ANTENNA,NO. 2.....CUO	EA	1
8	17	PAOZZ	5825-01-070-3880	80063	SM-D-551062	MAST SECTIONCUO	EA	1
8	18	PAOZZ		80063	SM-C-551129-3	SPRING,SLEEVECUO	EA	1
8	19	PAOFF	5985-01-153-9438	80063	SM-D-551050	TOP LOADING,ANT TOP LOADING, ANTENNACUO	EA	1
8	20	XBOZZ		80063	SM-C-551112	SUPPORT,GUY ROPE.....CUO	EA	1
8	22	PAOZZ	5310-01-073-2952	78189	4710-06-01-4102	WASHER,LOCKCUO	EA	1
8	23	PAOZZ			QQ575AWG36-11-6 81349 4DIA	DRAID, WIRECUO	FT	2
8	24	PAOZZ	6145-01-150-4050	80063	SM-A-962460-2	CABLE,BRADEDCUO	EA	156
8	26	XBOZZ		80063	SM-D-975996	YOKE, CABLECUO	EA	3
8	27	PAOZZ		80205	NAS543DD3-22	SPACER,SLEEVECUO	EA	3
8	28	PAOZZ	5305-00-954-8995	96906	M535214-58	SCREW, MACHINECUO	EA	1
8	29	XBOZZ		80063	SM-C-551056-3	HINGE,CABLECUO	EA	3
8	30	PAOZZ			MILC43256-3-32D1 81346 A-N07	CORD,FIBROUSCUO	FT	60
8	31	PAOZZ	5310-00-933-8120	96906	MS35338-138	WASHER, LOCKCUO	EA	1
8	32	PAOZZ	5310-00-934-9764	96906	MS5649-205	NUT,PLAIN,HEXAGONCUO	EA	1
8	33	PAOZZ	5305-00-054-6668	96906	MS51957-43	SCREW,MACHINECUO	EA	1
8	34	PAOZZ	5310-00-184-9002	88044	AN960PD8L	WASHER,FLATCUO	EA	1
8	35	XBOZZ		80063	SM-C-551091	COVER, ANTENNA BASE.....CUO	EA	1
8	36	PAOZZ	5940-00615-8287	96906	M577072-4	TERMINAL,LUGCUO	EA	1
8	37	PAOZZ	5330-01-114-3825	80205	NAS1523AA08W	RETAINERCUO	EA	1
8	38	PAOZZ	5310-00-807-1473	96906	MS21052L08	NUT,SELF-LOCKING,EXCUO	EA	1
8	39	XAOZZ		80063	SM-C-551090	SHELL,ANTENNA BASECUO	EA	1
8	40	XBOZZ		80063	SM-D-551075	BASE, ANTENNACUO	EA	1

SECTION II

TM 11-5825-255-20P

(1) ILLUSTRATION		(2)	(3)	(4)	(5)	(6)	(7)	(8)
(a) FIG NO.	(b) ITEM NO.	SMR CODE	NATIONAL STOCK NUMBER	FSCM	PART NUMBER	DESCRIPTION USABLE ON CODE	U/M	QTY INC IN UNIT
8	41	PAOZZ	5330-00-198-6163	88044	AN6227-14	PACKING PREFORMED.....CUO	EA	1
8	42	XBOZZ		80063	SM-C-551066-1	SUBBER,GUY LINE.....CUO	EA	3
8	43	PAOZZ		80063	SM-D-551068	STAKECUO	EA	1
8	44	XBOZZ		80063	SM-C-551070-1	TERMINAL, CABLECUO	EA	3



EL5AX012

Figure 9. Maintenance Kit, Electronic Equipment MK-1805/TRN-30(5)

SECTION II

TM 11-5825-255-20P

(1) ILLUSTRATION		(2)	(3)	(4)	(5)	(6)	(7)	(8)
(a) FIG NO.	(b) ITEM NO.	SMR CODE	NATIONAL STOCK NUMBER	FSCM	PART NUMBER	DESCRIPTION USABLE ON CODE	U/M	QTY INC IN UNIT
						GROUP 20 ELECTRONIC EQUIPMENT MAINTENANCE KIT MK-1058/TRN- 30(V)		
9	1	XBCZZ		80063	SMC550708	EXTRACTOR.,CIRCUIT C	EA	
9	2	XBCZZ		80063	SM-D-550691	CIRCUIT CARD ASSEMB.....	EA	
9	3	XBCZZ		80063	SM-D-550688	EXTENDER CARD ASSEMB.....	EA	
9	4	XBCZZ		80063	SM-D-550685	CIRCUIT CARD ASSEMB.....	EA	
9	5	XBCZZ		55145	AL1024	CASE,TRANSIT	EA	
9	6	XBCZZ		80063	SM-D-550696	CABLE ASSEM CONTROL	EA	
9	7	XBCZZ		80063	SM-D-725875	CABLE ASSEM SW FILT.....	EA	
9	8	XBCZZ		80063	SM-C-725876	CABLE ASSEN RADIO F.....	EA	
9	9	XAOZZ		80063	SM-D-725874	PLATE.IDENTIFICATIO	EA	

NATIONAL STOCK NUMBER INDEX

STOCK NUMBER	FIG.	ITEM	STOCK NUMBER	FIG.	ITEM
5305-00-054-6654	2	30	5950-01 036-6143	4	37
S305-00-054-6868	4	28	5825-01-064-1875	5	2
5305-00-054-6668	8	33	5825-01-064-1876	5	1
5310-00-058-5155	4	20	5825-01-064-1877	5	3
5825-00-124-5090	1	22	5825-01-064-1878	5	4
5825-00-124-5090	3	6	5825-01-064-1879	4	10
5825-00-137-7715	1	5	5825-01-064-1879	8	14
5310-00-184-9002	4	29	5825-01-064-2127	4	9
5310-00-184-9002	8	34	5825-01-064-2127	8	12
5825-00-185-8184	1	25	5825-01-064-2128	4	4
5825-00-189-6118	1	2	5825-01-064-2128	8	5
5825-00-191-1531	1	11	5825-01-064-2129	4	5
5330-00-198-6163	4	35	5825-01-064-2L29	8	7
5330-00-198-6163	8	41	5825-01-064-2130	4	3
5825-00-405-4484	1	24	5825-01-064-2130	8	3
5310-00-567-4992	5	14	5825-01-064-2131	4	1
5940-00-615-8287	4	31	5825-01-070-3880	4	13
5940-00-615-4287	8	36	5825-01-070-3880	8	17
5365-00-682-4624	5	17	5825-01-072-1022	4	7
5310-00-807-1473	4	33	5825-01-072-1022	8	9
5310-00-807-1473	8	38	5310-01-073-2952	4	17
5310-00-933-8120	4	26	5310-01-073-2952	5	11
5310-00-933-8120	5	20	5310-01-073-2952	8	22
5310-00-933-8120	8	31	5825-01-073-9101	6	4
5310-00-934-9764	4	27	5825-01-075-2804	6	1
5310-00-934-9764	5	21	5330-01-114-3825	4	32
5310-00-934-9764	8	32	5330-01-114-3825	8	37
5305-00-954-8995	4	23	5999-01-141-9449	5	9
5305-00-954-8995	8	28	6145-01-150-4050	8	24
5305-00-954-8996	5	18	4020-01-150-7777	1	16
5835-01-036-1115	1	23	5985-01-153-9438	4	14
5835-01-036-4243	1	12	5985-01-153-9438	8	19
5835-01-036-4243	6	2			

FSCM	PART NUMBER	FIGURE NO.	ITEM NO.	FSCM	PART NUMBER	FIGURE NO.	ITEM NO.
55145	AL1024	9	5	80063	SM-C-550618	1	12
80058	AM-6417/TRN-30(V)	1	2	80063	SM-C-550618	6	2
88044	AN622 7-14	4	35	80063	SM-C-550629	1	27
88044	AN6227-14	8	41	80063	SM-C-SS1056-2	5	19
88044	AN960POL	4	29	80063	SM-C-55106-3	4	24
88044	AN960POL	8	34	80063	SM-C-551056-3	8	29
80058	AS-2634/TRN-30(V)	1	25	80063	SM-C-551066-1	1	17
80058	AS-3377/TRN-30(V)	6	1	80063	SM-C-551066-1	4	36
71468	CH51509-19	1	21	80063	SM-C-551066-1	8	42
46384	CLSS032-1	4	20	80063	SM-C-551070	4	40
80058	CY-7143/TRN-30(V)	1	11	80063	SM-C-551070-1	1	15
80058	CY-7505/TR- 30(V)	1	5	80063	SM-C,-551070-1	8	44
80058	CY-T777/TRN-36(V)	6	4	80063	SM-C-551070-2	1	19
80058	DA-639/TRN-30(V)	1	22	80063	SM-C-551070-2	5	24
80058	DA-639/TRH-30 (V)	6	3	80063	SM-C-551074	4	38
81349	MILC43256-3-32D1A-NO7	8	30	80063	SM-C-551084	5	9
96906	M521042L08	4	33	80063	SM-C-551085	5	10
96906	MS21042L08	8	38	80063	SM-C-551087	5	16
96906	535214-58	4	23	80063	SM-C-551090	4	34
96906	MS35214-58	8	28	80063	SM-C-551090	8	39
96906	MS35214-59	5	18	80063	SM-C-551091	4	30
96906	MS35338-138	4	26	80063	SM-C-55L09L	8	35
96906	MS35338-138	5	20	80063	SMC-551096	5	5
96906	MS35338138	8	31	800'63	SM-C-551097	5	7
96906	MS35649-205	4	27	80063	SM-C-551098	5	8
96906	MS35649-205	5	21	80063	SM-C-551112	4	15
96906	MS3564-205	8	32	80063	SM--C-55L112	8	20
96906	MS51957-30	2	30	80063	SMEAC-551114	4	12
96906	M551957-43	4	28	80063	SM-C-551114	8	16
96906	MSSL195-43	8	33	80063	SM-C-551115	4	8
96906	MS77072-4	4	31	80063	SM-C-551115	8	11
96906	M77072-4	8	36	80063	SM-C-551121	1	23
81349	M445938-17C	5	14	80063	SM-C-551126-2	5	12
80205	NASIS23AAO8W	4	32	80063	SM-C-551129-1	4	2

SECTION IV

TM 11-5825-255-20P

FIGURE ITEM FIGURE ITEM

NOTE: LATEST NATIONAL STOCK NUMBER AND PART NUMBER ASSIGNMENTS ARE INCLUDED AT END OF

				<u>INDEX</u>			
FSCM	PART NUMBER	NO.	NO.	FSCM	PART NUMBER	NO.	NO.
80205	NASIS23AAO8I	8	37	80063	SM-C--55L129-1	8	8
80205	NAS300D3-22	4	22	80063	SM-C-551129-3	4	11
80205	NAS43DD3-22	8	27	80063	SM-C-SS1129-3	8	13
80205	NA54300DD28	5	17	80063	SM-C-5S1129-3	8	15
81349	QQ8575AWG36-11-	4	18	80063	SM-C-551129-3	8	18
81349	QQ65TSAG36-11-640IA	8	23	80063	SM#-C-551129-4	4	6
80063	SM-A-962460-2	8	24	80063	SM-C-551129-4	8	4
80063	SM-B-975979	1	26	80063	SM-C-551129-4	8	6
80063	SM-C-551129-4	8	8	80063	SM-D-551100	5	3
80063	SM-C-551129-4	8	10	80063	SM-D-551101	5	1
80063	SM-C-725876	9	8	80063	SM-D-5S1102	5	4
80063	SM-C-725985	5	8B	80063	SM-D-551122	1	18
80063	SM-C-725987	5	8A	80063	SM-D-551122	5	23
80063	SM-C-962455	7	5	80063	SM-D-725874	9	9
80063	SM-C-962464	7	6	80063	SM-D-725815	9	1
80063	SM-C-975971	2	8	80063	SM-D-962454	7	7
80063	SM-C-975996	4	21	80063	SM-D-962456	7	4
80063	SM-D-550685	9	4	80063	SM-D-975996	8	26
80063	SM-D-550688	9	3	80063	SM-D-975997	4	1
80063	SM-D-550691	9	2	80063	SM-D-975998	8	1
80063	SM-D-550696	9	6	80063	SM-D-975999	4	7
80063	SM-D-550754	3	35	80063	SM-O-975999	8	9
80063	SM-D-551040	1	24	80063	SM-D-976000	4	9
80063	SM-D-551050	4	14	80063	SM-D-976000	8	12
80063	SM-D-551050	8	19	80063	SM-D-976001	4	4
80063	SM-D-551061	4	10	80063	SM-D-976001	8	5
80063	SM-D-551061	8	14	80063	SM-D-976002	4	S
80063	SM-O-551062	4	13	80063	SM-D-976002	8	7
80063	SM-D-551062	8	17	80063	SM-D-976003	4	3
80063	SM-D-551067	1	14	80063	SM-D-976003	8	3
80063	SM-D-551067	4	39	80063	SM-D-550708	9	1
80063	SM-D-551068	8	43	18901	SP197-4	5	22A
80063	SM-D-551068-1	1	16	24027	3005567-11-5	4	19
80063	SM-D-551072	4	31	78189	4710-06-01-4102	4	11
80063	SM-D-551075	8	40	78189	4710-06-01-4102	5	11
80063	SM-D-551080	5	2	78189	4710-06-01-4102	8	22

LATEST NATIONAL STOCK NUMBER ASSIGNMENTS

STOCK NUMBER	FIGURE NO	ITEM NO
--------------	-----------	---------

LATEST PART NUMBER ASSIGNMENTS

FSCH	PARTNUMBER	FIGURE NO	ITEM NO.
81349	MI LC43256-3-32DIA-NO7	4	25
81349	QOO575AWG36-11-64DIA	5	13
18901	SP197-4	1	20
18901	SP30891	5	22
24027	3006-5566-11-5	5	15

By Order of the Secretary of the Army:

JOHN A. WICKMAN JR.
General United States Army
Chief of Staff

Official:

ROBERT M. JOYCE
Major General, United States Army
The Adjutant General

DISTRIBUTION:

To be distributed in accordance with DA Form 12-36B, Organizational Maintenance requirements for AN/ TRN-30.

PIN: 032398-000

This fine document...

Was brought to you by me:



[Liberated Manuals -- free army and government manuals](#)

Why do I do it? I am tired of sleazy CD-ROM sellers, who take publicly available information, slap “watermarks” and other junk on it, and sell it. Those masters of search engine manipulation make sure that their sites that sell free information, come up first in search engines. They did not create it... They did not even scan it... Why should they get your money? Why are not letting you give those free manuals to your friends?

I am setting this document FREE. This document was made by the US Government and is NOT protected by Copyright. Feel free to share, republish, sell and so on.

I am not asking you for donations, fees or handouts. If you can, please provide a link to liberatedmanuals.com, so that free manuals come up first in search engines:

<A HREF=<http://www.liberatedmanuals.com/>>Free Military and Government Manuals

- Sincerely
Igor Chudov
<http://igor.chudov.com/>
- [Chicago Machinery Movers](#)