

TECHNICAL MANUAL

ORGANIZATIONAL MAINTENANCE

REPAIR PARTS AND SPECIAL TOOLS LIST

FOR

RADIO SETS

AN/ARC-134 (NSN 5821-00-937-1086)

AN/ARC-134A (NSN 5821-00-879-1377)

AND

AN/ARC-134B (NSN 5821-00-181-0430)

HEADQUARTERS, DEPARTMENT OF THE ARMY

DECEMBER 1978

**ORGANIZATIONAL MAINTENANCE REPAIR PARTS AND SPECIAL TOOLS LISTS
 FOR
 RADIO SETS
 AN/ARC-134 (NSN 5821-00-937-1086)
 AN/ARC-134A (NSN 5821-00-879-1377)
 AND
 AN/ARC-134B (NSN 5821-00-181-0430)
 Current as of 3 July 1978**

REPORTING OF ERRORS

You can improve this manual by recommending improvements using DA Form 2028-2 located in the back of the manual. Simply tear out the self-addressed form, fill it out as shown on the sample, fold it where shown, and drop it in the mail.

If there are no blank DA Form 2028-2 in the back of your manual, use the standard DA Form 2028 (Recommended Changes to Publications and Blank Forms) and forward to the Commander, US Army Communications and Electronics Materiel Readiness Command, ATTN: DRSEL-ME-MQ, Fort Monmouth, New Jersey 07703.

In either case a reply will be furnished direct to you.

Table of Contents

		Page	Illus Figure
SECTION	I.	Introduction	1
	II.	Repair parts list	5
Group	00	Radio Sets AN/ARC-134, AN/ARC-134A, and AN/ARC-134B	5
	01	Receiver-Transmitter, Radio RT-857/ARC-134.	7
		0101 Cable assembly, radio frequency (3W1) (No parts authorized)	
		0102 Power supply subassembly (3A7) (No parts authorized)	
		0103 Receiver-transmitter, exciter subassembly (3A8) (No parts authorized)	
		0104 Receiver-transmitter, power amplifier subassembly (3A9) (No parts authorized)	
		010401 Antenna filter subassembly (3A9A1) (No parts authorized)	
		010402 Driver assembly (3A9A5) (No parts authorized)	
		010403 Motor transmission control subassembly (3A9A6) (No parts authorized)	
		0105 Receiver assembly (3A10) (No parts authorized)	
		010501 Hundredth MHz oscillator subassembly (3A10A2) (No parts authorized)	
		010502 Tenths MHz oscillator subassembly (3A10A3) (No parts authorized)	
		010503 Units MHz oscillator subassembly (3A10A4) (No parts authorized)	
		010504 Tens MHz oscillator subassembly (3A10A5) (No parts authorized)	
		010505 3.045-MHz oscillator subassembly (3A10A6) (No parts authorized)	
		01050501 3.045-MHz oscillator circuit card assembly (3A10A6A3) (No parts authorized)	
		010506 IF and AGC subassembly (3A10A7) (No parts authorized)	
		010507 Squelch and receiver audio subassembly (3A10A8) (No parts authorized)	
		010508 Bias tuning matrix subassembly (3A10A9) (No parts authorized)	
		0106 Modulator input subassembly (3A11) (No parts authorized)	
	0107 Power control and sidetone amplifier subassembly (3A12) (No parts authorized)		
	02 Radio Set Control C-7197/ARC-134	9	
	03 Mountings MT-3791 A1ARC-134 and MT-3791B/ARC-134 (No Parts authorized)		
SECTION	III.	Special tools list (Not applicable)	
	IV.	National stock number and part number index	10

•This manual supersedes TM 11-5821-277-20P, 22 June 1970.

SECTION I INTRODUCTION

1. Scope

This manual lists spares and repair parts; special tools; special test, measurement, and diagnostic equipment (TMDE), and other special support equipment required for performance of organizational maintenance of the AN/ARC-134, AN/ARC-134A, and AN/ARC-134B. It authorizes the requisitioning and issue of spares and repair parts as indicated by the source and maintenance codes.

2. General

This Repair Parts and Special Tools List is divided into the following sections:

a. Section II. Repair Parts List. A list of spares and repair parts authorized for use in the performance of maintenance. The list also includes parts which must be removed for replacement of the authorized parts. Parts lists are composed of functional groups in numeric sequence, with the parts in each group listed in figure and item number sequence.

b. Section III. Special Tools List. Not applicable.

c. Section IV. National Stock Number and Part Number Index. A list, in National item identification number (NIIN) sequence, of all National stock numbers (NSN) appearing in the listings, followed by a list, in alphameric sequence, of all part numbers appearing in the listings. National stock numbers and part numbers are cross-referenced to each illustration figure and item number appearance.

3. Explanation of Columns

a. Illustration. This column is divided as follows:

(1) *Figure number.* Indicates the figure number of the illustration on which the item is shown.

(2) *Item number.* The number used to identify item called out in the illustration.

b. Source, Maintenance, and Recoverability (SMR) Codes.

(1) *Source code.* Source codes indicate the manner of acquiring support items for maintenance, repair, or overhaul of end items. Source codes are entered in the first and second positions of the Uniform SMR Code format as follows:

<i>Code</i>	<i>Definition</i>
PA	Item procured and stocked for anticipated or known usage.
PD	Support item, excluding support equipment, procured for initial issue or outfitting and stocked only for subsequent or additional initial issues or outfittings. Not subject to automatic replenishment.
XD-A	Support item that is not stocked. When required, item will be procured through normal supply channels.

NOTE

Cannibalization or salvage may be used as a source of supply for any items source coded above except those coded XA and aircraft support items as restricted by AR 700-42.

(2) *Maintenance code.* Maintenance codes are assigned to indicate the levels of maintenance authorized to USE and REPAIR support items. The maintenance codes are entered in the third and fourth positions of the Uniform SMR Code format as follows:

(a) The maintenance code entered in the third position will indicate the lowest maintenance level authorized to remove, replace, and use the support item. The maintenance code entered in the third position will indicate one of the following levels of maintenance:

<i>Code</i>	<i>Application/Explanation</i>
O	Support item is removed, replaced, used at the organizational level.

(b) The maintenance code entered in the fourth position indicates whether the item is to be repaired and identifies the lowest maintenance level with the capability to perform complete repair (i.e., all authorized maintenance functions). This position will contain one of the following maintenance codes:

<i>Code</i>	<i>Application/Explanation</i>
O	The lowest maintenance level capable of complete repair of the support item is the organizational level.
F	The lowest maintenance level capable of complete repair of the support item is the direct support level.
H	The lowest maintenance level capable of complete repair of the support item is the general support level.
Z	Nonreparable. No repair is authorized.

(3) *Recoverability code.* Recoverability codes are assigned to support items to indicate the disposition action on unserviceable items. The recoverability code is entered in the fifth position of the Uniform SMR Code format as follows:

<i>Recoverability codes</i>	<i>Definition</i>
Z	Nonreparable item. When unserviceable, condemn and dispose at the level indicated in position 3.
O	Reparable item. When uneconomically repairable, condemn and dispose at organizational level.
F	Reparable item. When uneconomically repairable, condemn and dispose at the direct support level.
H	Reparable item. When uneconomically repairable, condemn and dispose at the general support level.

c. *National Stock Number.* Indicates the National stock number assigned to the item and will be used for requisitioning purposes.

d. *Part Number.* Indicates the primary number used by the manufacturer (individual, company, firm, corporation, or Government activity), which controls the design and characteristics of the item by means of its engineering drawings, specifications, standards, and inspection requirements to identify an item or range of items.

NOTE

When a stock numbered item is requisitioned, the repair part received may have a different part number than the part being replaced.

e. *Federal Supply Code for Manufacturer (FSCM).* The FSCM is a 5-digit numeric code listed in SB 708-42 which is used to identify the manufacturer, distributor, or Government agency, etc.

f. *Description.* Indicates the Federal item name and, if required, a minimum description to identify the item.

g. *Unit of Measure (U/M).* Indicates the standard of the basic quantity of the listed item as used in performing the actual maintenance function. This measure is expressed by a two-character alphabetical abbreviation (e.g., ea, in, pr, etc). When the unit of measure differs from the unit of issue, the lowest unit of issue that will satisfy the required units of measure will be requisitioned.

h. *Quantity Incorporated in Unit.* Indicates the quantity of the item used in the breakout shown on the illustration figure, which is prepared for a functional group, subfunctional group, or an assembly.

4. Special Information

a. Usable on codes are shown in the description column. Uncoded items are applicable to all models. Identification of the usable on codes used in this publication are:

<i>Code</i>	<i>Used on</i>
5DE	AN/ARC-134
2AU	AN/ARC-134A
5DF	AN/ARC-134B

b. The illustrations in this manual are identical to those published in TM 11-5821-277-34P. Only those parts assigned the third position SMR maintenance code "C" or "O" are listed in the tabular listing; therefore, there may be a break in the item number sequence. Only illustrations containing organizational authorized items appear in this manual.

c. The following publication pertains to the AN/ARC-134, AN/ARC-134A, and AN/ARC-134B and its components:

TM 11-5821-277-20, Radio Sets AN/ARC-134 and AN/ARC-134A and AN/ARC-134B.

5. How to Locate Repair Parts

a. When National stock number or part number is unknown.

(1) *First.* Using the table of contents, determine the functional group within which the item belongs. This is necessary since illustrations are prepared for functional groups and listings are divided into the same groups.

(2) *Second.* Find the illustration covering the functional group to which the item belongs.

(3) *Third.* Identify the item on the illustration and note the illustration figure and item number of the item.

(4) *Fourth.* Using the Repair Parts Listing, find the figure and item number noted on the illustration.

b. When National stock number or part number is known.

(1) *First.* Using the Index of National Stock Numbers and Part Numbers, find the pertinent National stock number or part number. This index is in NIIN sequence followed by a list of part numbers in alphameric sequence, cross-referenced to the illustration figure number and item number.

(2) *Second.* After finding the figure and item number, locate the figure and item number in the repair parts list.

6. Abbreviations

Not applicable.

(Next printed page is 4)


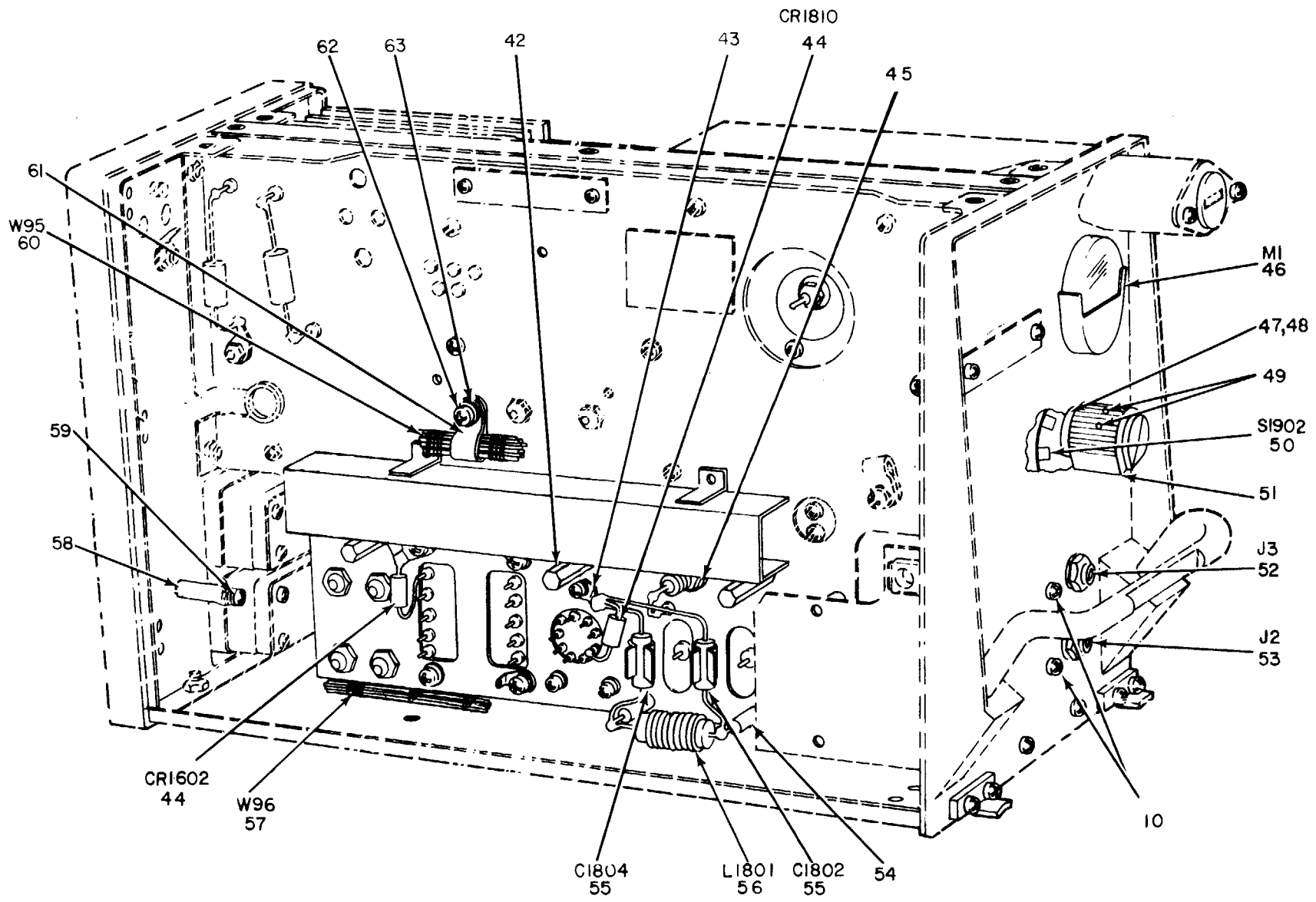


Figure 1. Radio Sets AN/ARC-134, AN/ARC-134A and AN/ARC-134B.

(1) LUSTRATION		(2)	(3)	(4)	(5)	(6)	(7)	(8)
(a) FIG NO.	(b) ITEM NO.	SMR CODE	NATIONAL STOCK NUMBER	PART NUMBER	FSCM	DESCRIPTION <i>USABLE ON CODE</i>	U/M	QTY INC IN UNIT
						GROUP 00 RADIO SETS AN/ ARC-134, AN/ ARC-1 34A AND AN/ARC-1 34B		
1	1	PDOHH	5821-00-072-6108	RT-857/ARC-134	80058	RECEIVER-XMTRADIO.....	EA	1
1	3	PDOFF	5821-00-936-0924	MT-3791A/ARC-134	80058	BASE,SHOCKMT,ELEC.....2AU	EA	1
1	3	PDOFF	5975-00-177-2077	MT3791BARC134	80058	BASE,SHOCKMT,ELEC.....5DF	EA	1



ADDITIONAL PARTS LOCATION

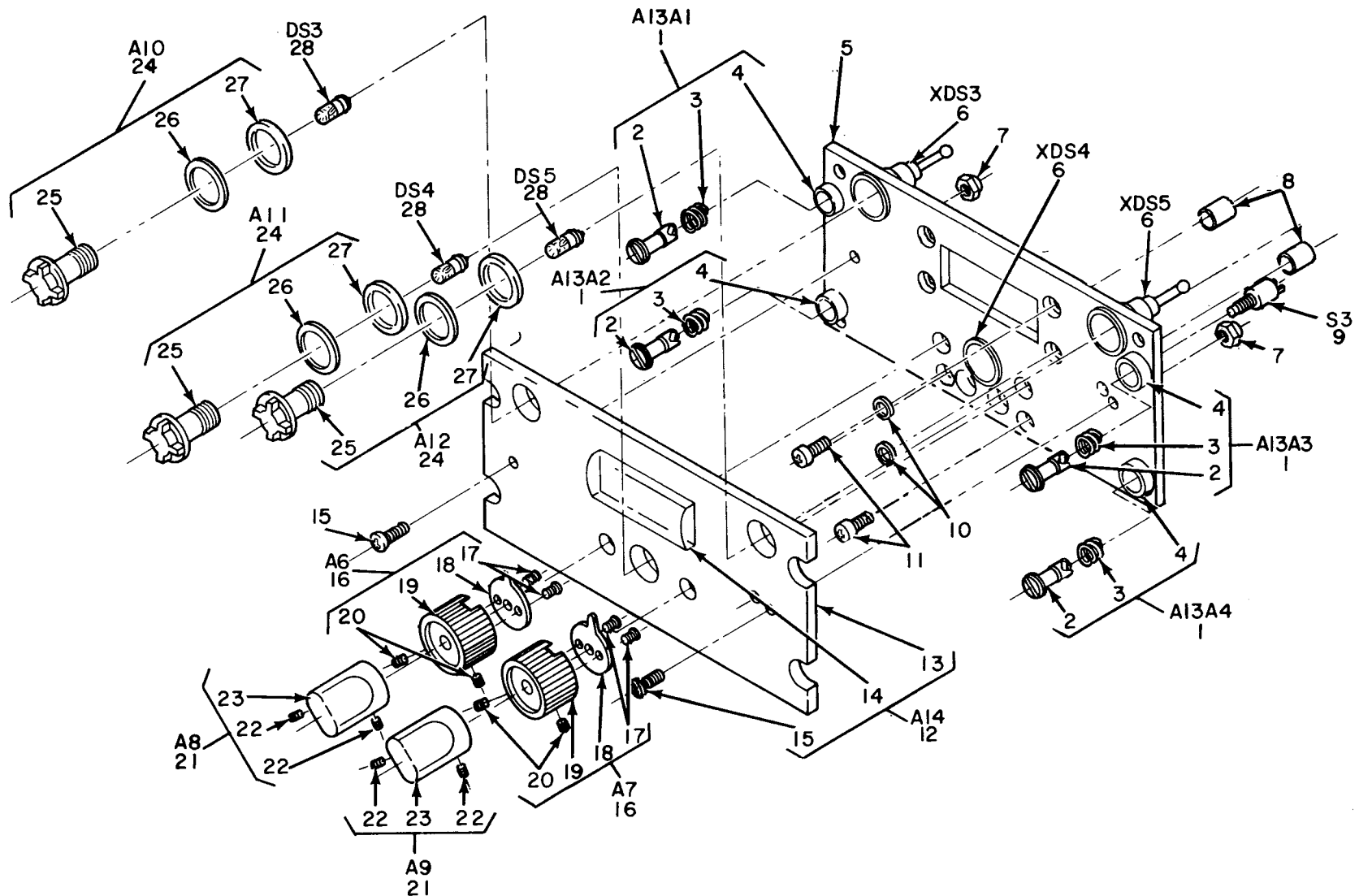
ELIJN004

Figure 2. Receiver-Transmitter, Radio RT-857/ARC-134, Left Side View.

SECTION II

TM11-5821-277-20P

(1)		(2)	(3)	(4)	(5)	(6)	(7)	(8)
ILLUS	TIO	SMR CODE	NATIONAL STOCK NUMBER	PART NUMBER	FSCM	DESCRIPTION	QTY INC IN UNIT	
(#) FIG NO.	NO							
						GROUP 01 RECEIVER-TRANSMITTER, RADIO RT-857/ARC-134 TWAH1 ON COM		
2	4	DOZZ	305-00-805-974	ISS1053-112	6901	SETSCREW.....	A	2
2	5	AOZZ	355-00-588-309	0-5-2	9951	KNOB.....	A	1



NOTE: FOR COMPLETE REFERENCE DESIGNATION, PREFIX WITH 2.

ELIJN042

Figure 3. Radio Set Control C-7197/ARC-134, Front Panel.

SECTION II

TM 11-5821-277-20P

(1) ILLUSTRATION		(2)	(3)	(4)	(5)	(6)	(7)	(8)
(a) FIG NO.	(b) ITEM NO.	SMR CODE	NATIONAL STOCK NUMBER	PART NUMBER	FSCM	DESCRIPTION <i>USABLE ON CODE</i>	U/M	QTY INC IN UNIT
						GROUP 02 RADIO SET CONTROL C-7197/ARC-134		
3	16	PA000	5355-00-913-9601	60825-2	65597	KNOB ASSEMBLY.....	EA	2
3	17	XD0ZZ	5305-00-959-2727	MS35191-201	96906	SCREW, MACHINE.....	EA	4
3	18	XD0ZZ		60828-1	65597	POINTER, KNOB.....	EA	2
3	19	XD0ZZ		60825-1	65597	KNOB.....	EA	2
3	20	XD0ZZ	5305-00-719-5330	MS51963-21	96906	SETSCREW.....	EA	8
3	21	PA000	5355-00-728-6448	60827-2	65597	KNOB ASSEMBLY.....	EA	2
3	22	XD0ZZ		MS351053-127	96906	SETSCREW.....	EA	4
3	23	XD0ZZ		60827-1	65597	KNOB.....	EA	1
3	24	PA000	6210-00-832-7216	117670-1	65597	LAMP HOLDER.....	EA	3
3	25	PA0ZZ	6210-00-725-6530	80050-2	87034	LAMP HOLDER.....	EA	3
3	26	PA0ZZ	5330-00-971-7983	2-110C147-7	83259	PACKING, PREFORMED.....	EA	3
3	27	PA0ZZ	5310-00-245-8804	276344-1	65597	WASHER, NONMETALLIC.....	EA	3
3	28	PA0ZZ	6240-00-080-2012	327AS15	71744	LAMP, INCANDESCENT.....	EA	3

NOTE: LATEST NATIONAL STOCK NUMBER AND PART NUMBER ASSIGNMENT INCLUDED AT END OF INDEX.

STOCK NUMBER	FIGURE NO.	ITEM NO.	STOCK NUMBER	FIGURE NO.	ITEM NO.
6240-00-080-2012	3	28	5305-00-805-9748	2	49
5975-00-177-2077	1	3	6210-00-832-7216	3	24
5310-00-245-8804	3	27	5355-00-913-9601	3	16
5355-00-588-3095	2	51	5821-00-936-0924	1	3
6210-00-725-6530	3	25	5305-00-959-2727	3	17
5355-00-728-6448	3	21	5330-00-971-7983	3	26

PART NUMBER	FSCM	FIG. NO.	ITEM NO.	PART NUMBER	FSCM	FIG. NO.	ITEM NO.
MS351053-127	96906	3	22	276344-1	65597	3	27
MS35191-201	96906	3	17	327AS15	71744	3	28
MS51053-112	96906	2	49	60825-1	65597	3	19
				60825-2	65597	3	16
MT-3791A/ARC-134	80058	1	3	60827-1	65597	3	23
MT3791BARC134	80058	1	3	60827-2	65597	3	21
RT-857/ARC-134	80058	1	1	60828-1	65597	3	18
117670-1	65597	3	24	70-5-2	49956	2	51
2-110C147-7	83259	3	26	80050-2	87034	3	25

LATEST NATIONAL STOCK NUMBER ASSIGNMENT

STOCK NUMBER	FIG. NO.	ITEM NO.
5821-00-072-6108	1	1
5305-00-719-5330	3	20

LATEST PART NUMBER ASSIGNMENT

PART NUMBER	FSCM	FIG. NO.	ITEM NO.
MS51963-21	96906	3	20

RECOMMENDED CHANGES TO EQUIPMENT TECHNICAL MANUALS



SOMETHING WRONG WITH THIS MANUAL?

THEN... JOT DOWN THE DOPE ABOUT IT ON THIS FORM, TEAR IT OUT, FOLD IT AND DROP IT IN THE MAIL!

FROM: (YOUR UNIT'S COMPLETE ADDRESS)

Commander
Stateside Army Depot
ATTN: AMSTA-US
Stateside, N.J. 07703

DATE 10 July 1975

PUBLICATION NUMBER

TM 11-5840-340-20P

DATE

23 Jan 78

TITLE

Radar Set AN/PRC-76

BE EXACT... PIN-POINT WHERE IT IS

PAGE NO.	PARA-GRAPH	FIGURE NO.	TABLE NO.
33			
44		19	
45			

IN THIS SPACE TELL WHAT IS WRONG AND WHAT SHOULD BE DONE ABOUT IT:

For item 2, change the NSN to read: 5835-00-134-9186.

Reason: Accuracy.

Identify the cover on the junction box (item no. 5).

Reason: It is a separate item and is not called out on figure 19.

Add the cover of the junction box as an item in the listing for figure 19.

Reason: Same as above.

TEAR ALONG DOTTED LINE

TYPED NAME, GRADE OR TITLE, AND TELEPHONE NUMBER

SSG I. M. DeSpirito 999-1776

SIGN HERE:

SSG I. M. DeSpirito

DA FORM 2028-2
1 AUG 74

P.S.--IF YOUR OUTFIT WANTS TO KNOW ABOUT YOUR MANUAL "FIND," MAKE A CARBON COPY OF THIS AND GIVE IT TO YOUR HEADQUARTERS.



THEN... JOT DOWN THE DOPE ABOUT IT ON THIS FORM, TEAR IT OUT, FOLD IT AND DROP IT IN THE MAIL!

SOMETHING WRONG WITH THIS MANUAL?

FROM: (YOUR UNIT'S COMPLETE ADDRESS)

DATE

PUBLICATION NUMBER

TM 11-5821-277-20P

DATE

TITLE

RADIO SETS AN/ARC-134,
AN/ARC-134A, AND AN/ARC-134B

BE EXACT... PIN-POINT WHERE IT IS

IN THIS SPACE TELL WHAT IS WRONG AND WHAT SHOULD BE DONE ABOUT IT:

PAGE NO.	PARA-GRAPH	FIGURE NO.	TABLE NO.
----------	------------	------------	-----------

TEAR ALONG DOTTED LINE

TYPED NAME, GRADE OR TITLE, AND TELEPHONE NUMBER

SIGN HERE:

FILL IN YOUR
UNIT'S ADDRESS

FOLD BACK

DEPARTMENT OF THE ARMY

OFFICIAL BUSINESS

Commander
US Army Communications and
Electronics Materiel Readiness Command
ATTN: DRSEL-ME-MQ
Fort Monmouth, New Jersey 07703

FOLD BACK

TEAR ALONG DOTTED LINE

FILL IN YOUR
UNIT'S ADDRESS

FOLD BACK

DEPARTMENT OF THE ARMY

OFFICIAL BUSINESS

Commander
US Army Communications and
Electronics Materiel Readiness Command
ATTN: DRSEL-ME-MQ
Fort Monmouth, New Jersey 07703

FOLD BACK

TEAR ALONG DOTTED LINE

RECOMMENDED CHANGES TO EQUIPMENT TECHNICAL MANUALS



THEN... JOT DOWN THE DOPE ABOUT IT ON THIS FORM, TEAR IT OUT, FOLD IT AND DROP IT IN THE MAIL!

SOMETHING WRONG WITH THIS MANUAL?

FROM: (YOUR UNIT'S COMPLETE ADDRESS)

DATE

PUBLICATION NUMBER

TM 11-5821-277-20P

DATE

TITLE

RADIO SETS AN/ARC-134,
AN/ARC-134A, AND AN/ARC-134B

BE EXACT... PIN-POINT WHERE IT IS

PAGE NO.	PARA-GRAPH	FIGURE NO.	TABLE NO.
----------	------------	------------	-----------

IN THIS SPACE TELL WHAT IS WRONG AND WHAT SHOULD BE DONE ABOUT IT:

TEAR ALONG DOTTED LINE

TYPED NAME, GRADE OR TITLE, AND TELEPHONE NUMBER

SIGN HERE:

DA FORM 2028-2
1 AUG 74

P.S.--IF YOUR OUTFIT WANTS TO KNOW ABOUT YOUR MANUAL "FIND," MAKE A CARBON COPY OF THIS AND GIVE IT TO YOUR HEADQUARTERS.

FILL IN YOUR
UNIT'S ADDRESS

FOLD BACK

DEPARTMENT OF THE ARMY

OFFICIAL BUSINESS

Commander
US Army Communications and
Electronics Materiel Readiness Command
ATTN: DRSEL-ME-MQ
Fort Monmouth, New Jersey 07703

FOLD BACK

TEAR ALONG DOTTED LINE

By Order of the Secretary of the Army:

Official:

J. C. PENNINGTON

Brigadier General, United States Army

The Adjutant General

BERNARD W. ROGERS
General, United States Army
Chief of Staff

DISTRIBUTION:

To be distributed in accordance with DA Form 12-36, Organizational requirements for AN/ARC-1 34.

This fine document...

Was brought to you by me:



[Liberated Manuals -- free army and government manuals](#)

Why do I do it? I am tired of sleazy CD-ROM sellers, who take publicly available information, slap “watermarks” and other junk on it, and sell it. Those masters of search engine manipulation make sure that their sites that sell free information, come up first in search engines. They did not create it... They did not even scan it... Why should they get your money? Why are not letting you give those free manuals to your friends?

I am setting this document FREE. This document was made by the US Government and is NOT protected by Copyright. Feel free to share, republish, sell and so on.

I am not asking you for donations, fees or handouts. If you can, please provide a link to liberatedmanuals.com, so that free manuals come up first in search engines:

<A HREF=<http://www.liberatedmanuals.com/>>Free Military and Government Manuals

- Sincerely
Igor Chudov
<http://igor.chudov.com/>
- [Chicago Machinery Movers](#)