

TM 11-5820-554-24P-8

TECHNICAL MANUAL

**ORGANIZATIONAL, DIRECT SUPPORT, AND GENERAL SUPPORT MAINTENANCE
REPAIR PARTS AND SPECIAL TOOLS LISTS
(INCLUDING DEPOT MAINTENANCE REPAIR PARTS AND SPECIAL TOOLS)**

FOR

NOISE BLANKER F-1139/GRC-159(V)

(NSN 5820-00-960-8526)

HEADQUARTERS, DEPARTMENT OF THE ARMY

AUGUST 1977



**ORGANIZATIONAL, DIRECT SUPPORT, AND GENERAL SUPPORT MAINTENANCE
REPAIR PARTS AND SPECIAL TOOLS LISTS
(INCLUDING DEPOT MAINTENANCE REPAIR PARTS AND SPECIAL TOOLS)
FOR
NOISE BLANKER F-1139/GRC-159(V)
(NSN 5820-00-960-8526)**

Current as of 6 May 1977

REPORTING OF ERRORS

You can improve this manual by recommending improvements using DA Form 2028-2 (Test) located in the back of the manual. Simply tear out the self-addressed form, fill it out as shown on the sample, fold it where shown, and drop it in the mail.

If there are no blank DA Forms 2028-2 (Test) in the back of your manual, use the standard DA Form 2028 (Recommended Changes to Publications and Blank Forms) and forward to the Commander, US Army Electronics Command, ATTN: DRSL-MA-Q, Fort Monmouth, NJ 07703.

In either case, a reply will be furnished direct to you.

Table of Contents

		Page	Illus. Figure
SECTION	I. Introduction	1	
	II. Repair parts list.....	5	
GROUP	00 Noise Blanker F-1139/GRC-159(V), Collins Model 136B-2, PIN 522-1661-00.....	5	1,2
SECTION	III. Special tools list (Not applicable)		
	IV. National stock number and part number index	22	

SECTION I INTRODUCTION

1. Scope

This manual lists spares and repair parts; special tools; special test, measurement, and diagnostic equipment (TMDE), and other special support equipment required for performance of organizational, direct support, and general support maintenance of the F-1139/GRC. It authorizes the requisitioning and issue of spares and repair parts as indicated by the source and maintenance codes.

2. General

This Repair Parts and Special Tools List is divided into the following sections:

a. Section II. Repair Parts List. A list of spares and repair parts authorized for use in the performance of maintenance. The list also includes parts which must be removed for replacement of the authorized parts. Parts lists are composed of functional groups in numeric sequence, with the parts in each group listed in figure and item number sequence.

b. Section III. Special Tools List. Not applicable.

c. Section IV. National Stock Number and Part Number Index. A list, in National item identification number (NIIN) sequence, of all National stock numbers (NSN) appearing in the listings, followed by a list, in alphanumeric sequence, of all part numbers appearing in the listings. National stock numbers and part numbers are cross-referenced to each illustration figure and item number appearance.

3. Explanation of Columns

a. Illustration. This column is divided as follows:

(1) *Figure number.* Indicates the figure number of the illustration on which the item is shown.

(2) *Item number.* The number used to identify item called out in the illustration.

b. Source Maintenance, and Recoverability (SMR) Codes.

(1) *Source code.* Source codes indicate the manner of acquiring support items for maintenance, repair, or overhaul of end items. Source codes are entered in the first and second positions of the Uniform SMR Code format as follows:

<i>Code</i>	<i>Definition</i>
PA	Item procured and stocked for anticipated or known usage.
XD	A support item that is not stocked. When required, item will be procured through normal supply channels.

NOTE

Cannibalization or salvage may be used as a source of supply for any items source coded above except those coded XA and aircraft support items as restricted by AR 700-42.

(2) *Maintenance code.* Maintenance codes are assigned to indicate the levels of maintenance authorized to USE and REPAIR support items. The maintenance codes are entered in the third and fourth positions of the Uniform SMR Code format as follows:

(a) The maintenance code entered in the third position will indicate the lowest maintenance level authorized to remove, replace, and use the support item. The maintenance code entered in the third position will indicate one of the following levels of maintenance:

<i>Code</i>	<i>Application/Explanations</i>
O	Support item is removed, replaced, used at the organizational level.
F	Support item is removed, replaced, used at the direct support level.

(b) The maintenance code entered in the fourth position indicates whether the item is to be repaired and identifies the lowest maintenance level with the capability to perform complete repair (i.e., all authorized maintenance functions). This position will contain one of the following maintenance codes:

<i>Code</i>	<i>Application/Explanations</i>
Z	Nonreparable. No repair is authorized.

(3) *Recoverability code.* Recoverability codes are assigned to support items to indicate the disposition action on unserviceable items. The recoverability code is entered in the fifth position of the Uniform SMR Code format as follows:

<i>Recoverability codes</i>	<i>Definition</i>
Z—Nonreparable item, condemn and in position 3.	When unserviceable, dispose at the level indicated

c. National Stock Number. Indicates the National stock number assigned to the item and will be used for requisitioning purposes.

d. Part Number. Indicates the primary number used by the manufacturer (individual, company, firm, corporation, or Government activity), which controls the design and characteristics of the item by means of its engineering drawings, specifications, standards, and inspection requirements to identify an item or range of items.

NOTE

When a stock-numbered item is requisitioned, the repair part received may have a different part number than the part being replaced.

e. Federal Supply Code for Manufacturer (FSCM). The FSCM is a 5-digit numeric code listed in SB 708-42 which is used to identify the manufacturer, distributor, or Government agency, etc.

f. Description. Indicates the Federal item name and, if required, a minimum description to identify the item.

g. Unit of Measure (U/M). Indicates the standard of the basic quantity of the listed item as used in performing the actual maintenance function. This measure is expressed by a two-character alphabetical abbreviation (e.g., ea. in, pr, etc). When the unit of measure differs from the unit of issue, the lowest unit of issue that will satisfy the required units of measure will be requisitioned.

h. Quantity Incorporated in Unit. Indicates the quantity of the item used in the breakout shown on the illustration figure, which is prepared for a functional group, subfunctional group, or an assembly.

4. Special Information

The following publications pertain to the F-1139/GRC-159(V) and its components:

- TM 11-5820-554-12, Radio Set AN/FRC-93
- TM 11-5820-554-34-8, Filter, Radio and Interference F-1139/GRC-159 (V)

5. How to Locate Repair Parts

a. When National stock number or part number is unknown.

(1) *First.* Using the table of contents, determine the functional group within which the item belongs. This is necessary since illustrations are prepared for functional groups and listings are divided into the same groups.

(2) *Second.* Find the illustration covering the functional group to which the item belongs.

(3) *Third.* Identify the item on the illustration and note the illustration figure and item number of the item.

(4) *Fourth.* Using the Repair Parts Listing, find the figure and item number noted on the illustration.

b. When National stock number or part number is known.

(1) *First.* Using the Index of National Stock Numbers and Part Numbers, find the pertinent National stock number or part number. This index is in NIIN sequence followed by a list of part numbers in alphanumeric sequence, cross-referenced to the illustration figure number and item number.

(2) *Second.* After finding the figure and item number, locate the figure and item number in the repair parts list.

6. Abbreviation

Not applicable

(Next printed page is 4.1)

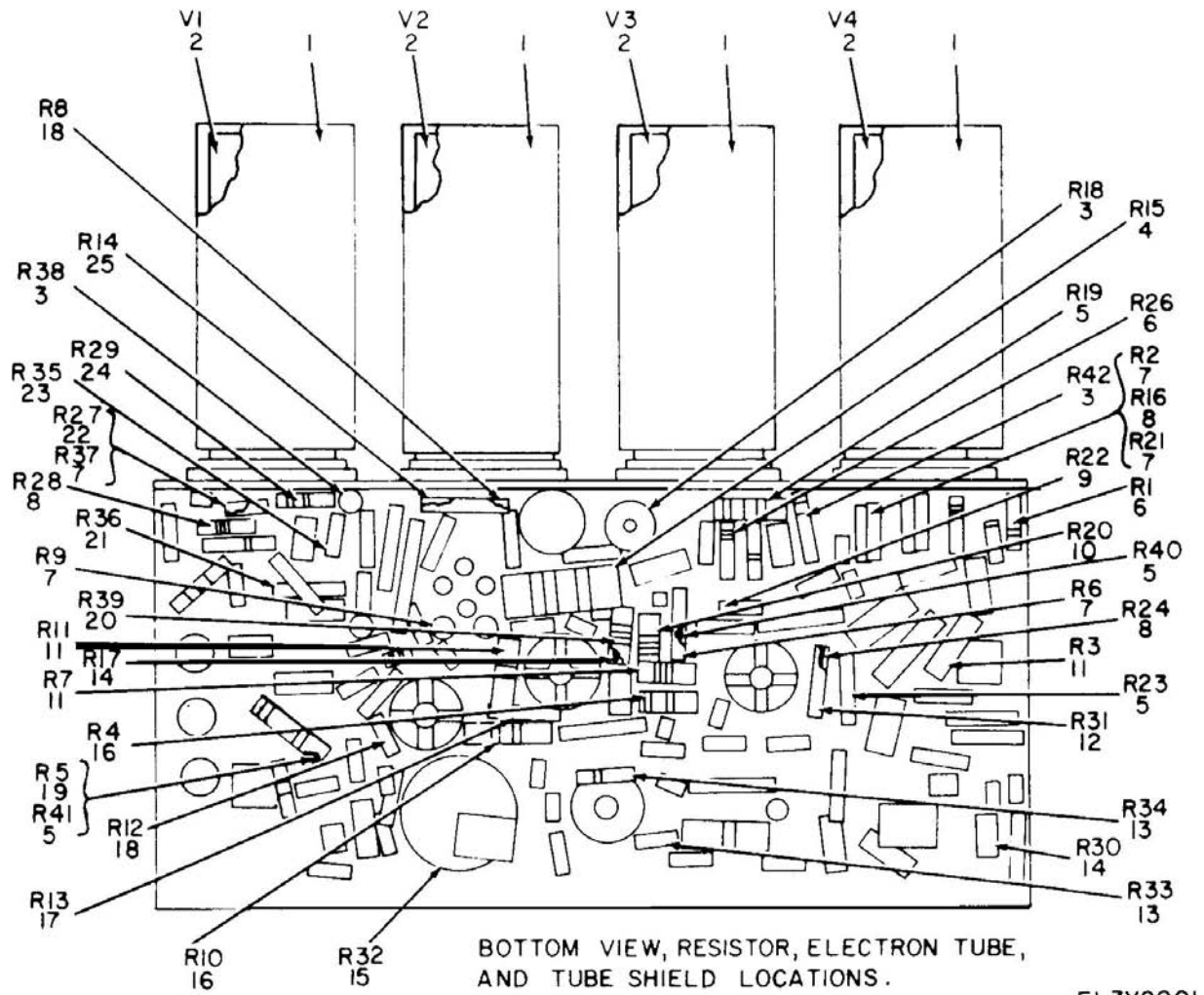
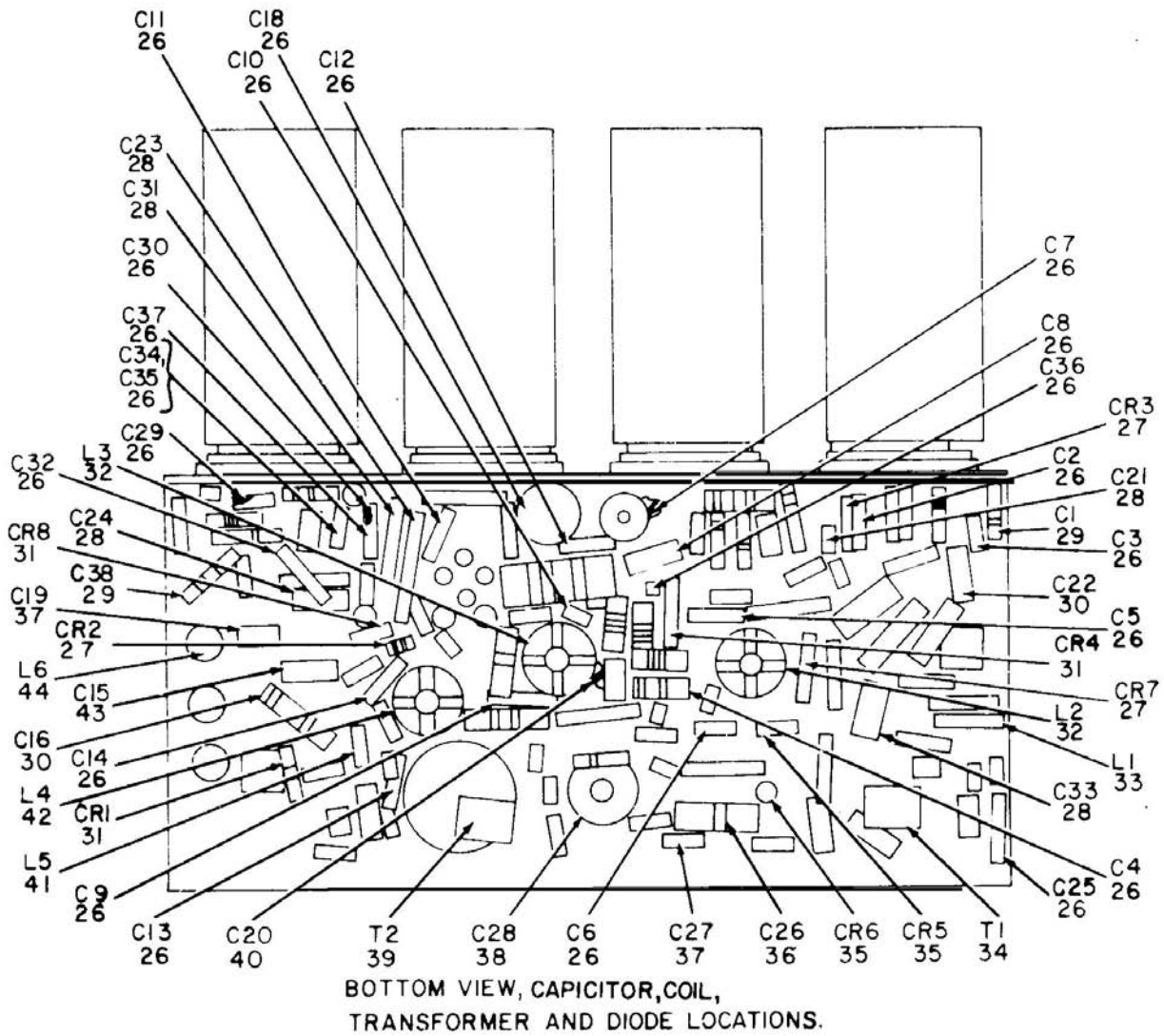


Figure 1. Noise Blanker, F-1139/GRC-159(V), Collins Model 136B-2, P/N 522-1661-00 (Sheet 1 of 2).



ITEMS LISTED BUT NOT SHOWN:

REF DES	ITEM NO
C17	26
C39	29
C40	43

EL3YS002

Figure 1. Noise Blower, F-1139/GRC-159(V), Collins Model 136B-2,
P/N 552-1661-00 (Sheet 2 of 2).

SECTION II

TM 11-5820-554-24P-8

(1) ILLUSTRATION		(2)	(3)	(4)	(5)	(6)	(7)	(8)
(a) FIG NO.	(b) ITEM NO.	SMR CODE	NATIONAL STOCK NUMBER	PART NUMBER	FSCM	DESCR1PT1ON USABLE ON CODE	U/M	QTY 1NC 1N UN1T
						GROUP 00 NOISE BLANKER, F-1139/GRC-159(V), COLLINS MODEL 1368-2, P/N 522-1661-00		
1	1	XDFZZ		141-0329-00	13499	SHIELD,ELCTR N TUBE.....	EA	4
1	2	PAOZZ	5960-00-729-6963	255-0328-00	13499	ELECTRON TUBE.....	EA	4
1	3	PAFZZ	5905-00-254-7087	RC2OCF683K	81349	RESISTOR,FXD,CMP SN.....	EA	3
1	4	PAFZZ	5905-00-249-3642	RC42GF393J	81349	RESISTOR,FXD,CMP SN.....	EA	1
1	5	PAFZZ	5905-00-141-0717	RCR07G473JS	81349	RESISTOR,FXD,CMP SN.....	EA	4
1	6	PAFZZ	5905-00-111-0711	RCR07G472JS	81349:	RESISTOR,FXD,CMP SN.....	EA	2
1	7	XDFZZ/		745-0737-00	13499	RESISTOR,FXD,CMP SN.....	EA	5
1	8	XDFZZ		745-0857-00	13499	RESISTOR,FXD,CMP SN.....	EA	3
1	9	XDFZZ		745-5712-00	13499	RESISTOR,FXD,CMP SN.....	EA	1
1	10	PAFZZ	5905-00-369-6929	RCR325473JS	81349	RESISTOR,FXD,CMP SN.....	EA	1
1	11	XDFZZ		745-0818-00	13499	RESISTOR,FXD,CMP SN.....	EA	3
1	12	PAFZZ	5905-00-681-8822	RC07GF274J	81349	RESISTOR,FXD,CMP SN.....	EA	1
1	13	PAFZZ	5905-00-105-7764	RCR07G222JS	81349	RESISTOR,FXD,CMP SN.....	EA	2
1	14	PAFZZ	5905-00-126-6683	RCR07G332JS	81349	RESISTOR,FXD,CMP SN.....	EA	2
1	15	PAFZZ	5905-00-577-6767	RV5LAYS252A	91349	RESISTOR,VARIABLE.....	EA	1
1	16	PAFZZ	5905-00-111-4727	RCR07G272JS	81349	RESISTOR,FXD,CMP SN.....	EA	2
1	17	PAFZZ	5905-00-141-1130	RCR20G272JS	81349	RESISTOR,FXD,CMP SN.....	EA	1
1	18	PAFZZ	5905-00-816-8554	RC07GF103K	81349	RESISTOR,FXD,CMP SN.....	EA	2
1	19	XDFZZ		745-0797-00	13499	RESISTOR,FXD,CMP SN.....	EA	1
1	20	PAFZZ	5905-00-299-2004	RC32GF104K	81349	RESISTOR,FXD,CMP SN.....	EA	1
1	21	XDFZZ		745-0740-00	95104	RESISTOR,FXD,CMP SN.....	EA	1
1	22	PAFZZ	5905-00-110-0388	RCR07G104JS	81349	RESISTOR,FXD,CMP SN.....	EA	1
1	23	XDFZZ		745-0749-00	13499	RESISTOR,FXD,CMP SN.....	EA	1
1	24	PAFZZ	5905-00-279-2527	RC42GF223J	18349	RESISTOR,FXD,CMP SN.....	EA	1
1	25	PAFZZ	5905-00-116-8555	RCR07G153JS	81349	RESISTOR,FXD,CMP SN.....	EA	1
1	26	PAFZZ	5910-00-820-2230	913-3738-00	13499	CAPACITOR,FXD,CER.....	EA	23
1	27	PAFZZ	5961-00-296-0159	1N67A	03877	SEMICONDUCTOR,DIODE.....	EA	3
1	28	PAFZZ	5910-00-821-2195	913-3731-00	13499	CAPACITOR,FXD,CER.....	EA	1
1	29	PAFZZ	5910-00-089-7504	CM04CD100D03	81349	CAPACITOR,FXD,MICA.....	EA	3
1	30	PAFZZ	5910-00-822-5233	913-2097-00	13499	CAPACITOR,FXD,CER.....	EA	2
1	31	XDFZZ		1N60	03877	SEMICONDUCTOR,DIODE.....	EA	3
1	32	XDOZZ		240-0822-00	13499	COIL,RF.....	EA	2
1	33	XDFZZ		278-0291-00	13499	TRANSFORMER,AUTO.....	EA	1
1	34	XDFZZ		278-1710-00	13499	TRANSFORMER,DSCR M.....	EA	1
1	35	PAFZZ	5961-00-562-1863	1N67MATCHED	15238	SEMICONDUCTOR,SET.....	PR	1
1	36	PAFZZ	5910-00-990-7487	912-3840-00	13499	CAPACITOR,FXD,MICA.....	EA	1
1	37	XDFZZ		913-3729-00	13499	CAPACITOR,FXD,CER.....	EA	2

SECTION II

TM 11-5820-554-24P-8

(1) ILLUSTRATION		(2)	(3)	(4)	(5)	(6)	(7)	(8)
(a) FIG NO.	(b) ITEM NO.	SMR CODE	NATIONAL STOCK NUMBER	PART NUMBER	FSCM	DESCRIPTION <i>USABLE ON CODE</i>	U/M	QTY INC IN UNIT
1	38	PAFZZ	5910 - 00-666 7974	917-10 75-00	13499	CAPACITOR, VAR, CER.....	EA	1
1	39	XDFZZ		278-1711-00	13499	TRANSFORMER, RF.....	EA	1
1	40	PAFZZ	5910-00- 821-4933	183-1163-00	13499	CAPACITOR,ELCTLT.....	EA	1
1	41	PAFZZ	5950-00-645-6509	240-0 164 00	13499	COIL, RF.....	EA	1
1	42	XDFZZ		240-0823-00	13499	COIL, RF.....	EA	1
1	43	PAFZZ	5910-00-952-1549	DM15F511G500V	81349	CAPACITOR, FXD, MI CA.....	EA	2
1	44	PAFZZ	5950-00-703-0907	240-0151-00	13499	COIL,RF.....	E A	1

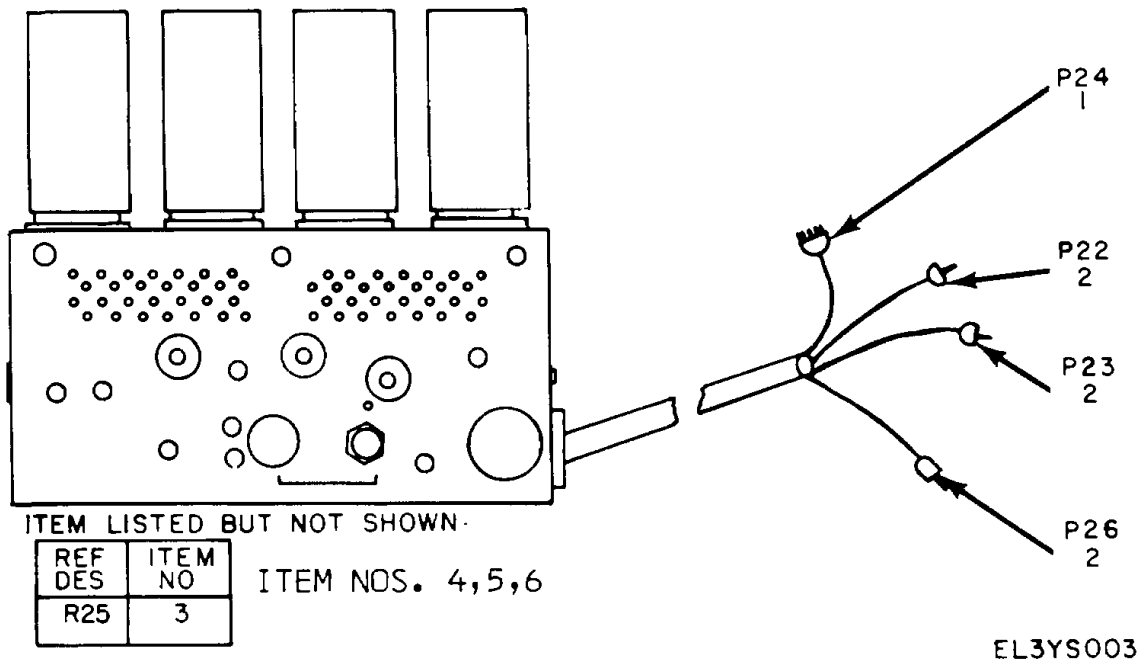


Figure 2. Noise Blanker, F-1139/GRC-159 (V), Collins Model 136B-2, P/N 522-1661-00, Connectors.

SECTION II

TM 11-5820-287-20P-14

(1)		(2)	(3)	(4)	(5)	(6)	(7)	(8)
ILLUSTRATION		SMR CODE	NATIONAL STOCK NUMBER	PART NUMBER	FSCM	DESCRIPTION <i>USABLE ON CODE</i>	U/M	QTY INC IN UNIT
(a) FIG NO.	(b) ITEM NO.							
2	1	XDFZZ		372-1822-00	13499	CONNECTOR,PLUG,ELEC.....	EA	1
2	2	PAF ZZ	5935-00-856-4005	361-0062-00	13499	CONNECTOR,PLUG,ELEC	EA	3
2	3	XDFZZ		376-2147-00	13499	RESISTOR,VARIABLE	EA	1
2	4	XDOZZ		545-3091-002	13499	BUSHING	EA	1
2	5	XDOZZ		544-0779-004	13499	KNOB,POINTER.....	EA	1
2	5	XDOZZ		545-3090-002	13499	KNOB,PLASTIC	EA	1

NATIONAL STOCK NUMBER AND PART NUMBER INDEX
NOTE: LATEST PART NUMBER ASSIGNMENTS ARE INCLUDED AT END OF INDEX

STOCK NUMBER	FIGURE NO.	ITEM NO.	STOCK NUMBER	FIGURE NO.	ITEM NO.
5910-00-089-7504	1	29	5961-00-562-1863	1	35
5905-00-105-7764	1	13	5905-00-577-6767	1	15
5905-00-110-0388	1	22	5950-00-645-6509	1	41
5905-00-111-4727	1	16	5910-00-666-7974	1	38
5905-00-114-0711	1	6	5905-00-681-8822	1	12
5905-00-116-8555	1	25	5905-00-703-0907	1	44
5905-00-126-6683	1	14	5960-00-729-6963	1	2
5905-00-141-0717	1	5	5905-00-816-8554	1	18
5905-00-141-1130	1	17	5910-00-820-2230	1	26
5905-00-249-3642	1	4	5910-00-821-2195	1	28
5905-00-254-7087	1	3	5910-00-821-4933	1	40
5905-00-279-2527	1	24	5910-00-822-5233	1	30
5961-00-296-0159	1	27	5935-00-856-4005	2	2
5905-00-299-2004	1	20	5910-00-952-1549	1	43
5905-00-369-6929	1	10	5910-00-990-7487	1	36

PART NUMBER	FSCM	FIG. NO.	ITEM NO.	PART NUMBER	FSCM	FIG. NO.	ITEM NO.
CM04CD100D03	81349	1	29	240-0164-00	13499	1	41
DM15F511G500V	81349	1	43	240-0822-00	13499	1	32
RCR07G104JS	81349	1	22	240-0823-00	13499	1	42
RCR07G153JS	81349	1	25	255-0328-00	13499	1	2
RCR07G222JS	81349	1	13	278-0291-00	13499	1	33
RCR07G272JS	81349	1	16	278-1710-00	13499	1	34
RCR07G332JS	81349	1	14	278-1711-00	13499	1	39
RCR07G472JS	81349	1	6	361-0062-00	13499	2	2
RCR07G473JS	81349	1	5	372-1822-00	13499	2	1
RCR20G272JS	81349	1	17	376-2147-00	13499	2	3
RCR32G473JS	81349	1	10	745-0737-00	13499	1	7
RC07GF103K	81349	1	18	745-0740-00	95104	1	21
RC07GF274J	81349	1	12	745-0749-00	13499	1	23
RC20GF683K	81349	1	3	745-0797-00	13499	1	19
RC32GF104K	81349	1	20	745-0818-00	13499	1	11
RC42GF223J	81349	1	24	745-0857-00	13499	1	8
RC42GF393J	81349	1	4	745-5712-00	13499	1	9
RV5LAYS252A	81349	1	15	912-3840-00	13499	1	36
1N60	03877	1	31	913-2097-00	13499	1	30
IN67A	03877	1	27	913-3729-00	13499	1	37
IN67MATCHED	15238	1	35	913-3731-00	13499	1	28
141-0329-00	13499	1	1	913-3738-00	13499	1	26
183-1163-00	13499	1	40	917-1075-00	13499	1	38
240-0151-00	13499	1	44				

LATEST PART NUMBER ASSIGNMENTS

PART NUMBER	FSCM	FIG. NO.	ITEM NO.
544-0779-004	13499	2	5
545-3090-002	13499	2	6
545-3091-002	13499	2	4

By Order of the Secretary of the Army:

BERNARD W. ROGERS
General, United States Army
Chief of Staff

Official:

PAUL T. SMITH
Major General, United States Army
The Adjutant General

Distribution:

To be distributed in accordance with DA Form 12-50, Direct/General Support literature requirements for AN/FRC-93.

RECOMMENDED CHANGES TO EQUIPMENT TECHNICAL PUBLICATIONS



SOMETHING WRONG WITH PUBLICATION

FROM: (PRINT YOUR UNIT'S COMPLETE ADDRESS)

DATE SENT

PUBLICATION NUMBER

PUBLICATION DATE

PUBLICATION TITLE

BE EXACT PIN-POINT WHERE IT IS

PAGE NO.

PARA-GRAPH

FIGURE NO.

TABLE NO.

IN THIS SPACE, TELL WHAT IS WRONG AND WHAT SHOULD BE DONE ABOUT IT.

TEAR ALONG PERFORATED LINE

PRINTED NAME, GRADE OR TITLE AND TELEPHONE NUMBER

SIGN HERE

This fine document...

Was brought to you by me:



[Liberated Manuals -- free army and government manuals](#)

Why do I do it? I am tired of sleazy CD-ROM sellers, who take publicly available information, slap “watermarks” and other junk on it, and sell it. Those masters of search engine manipulation make sure that their sites that sell free information, come up first in search engines. They did not create it... They did not even scan it... Why should they get your money? Why are not letting you give those free manuals to your friends?

I am setting this document FREE. This document was made by the US Government and is NOT protected by Copyright. Feel free to share, republish, sell and so on.

I am not asking you for donations, fees or handouts. If you can, please provide a link to liberatedmanuals.com, so that free manuals come up first in search engines:

<A HREF=<http://www.liberatedmanuals.com/>>Free Military and Government Manuals

- Sincerely
Igor Chudov
<http://igor.chudov.com/>
- [Chicago Machinery Movers](#)