

TECHNICAL MANUAL

DIRECT SUPPORT AND GENERAL SUPPORT

MAINTENANCE REPAIR PARTS AND SPECIAL TOOLS LIST

(INCLUDING DEPOT MAINTENANCE REPAIR PARTS AND SPECIAL TOOLS)

FOR

RADIO SETS AN/VRC-53, AN/VRC-64, AN/GRC-125

AND AN/GRC-160 AND AMPLIFIER, POWER SUPPLY

GROUPS 0A-3633/GRC AND 0A-3633A/GRC

(PARTS LIST FOR 0A-3633/GRC AND

0A-3633A/GRC, NSN 5820-00-973-3383, ONLY)

---

HEADQUARTERS, DEPARTMENT OF THE ARMY

SEPTEMBER 1976



CHANGE }  
No.1 }

HEADQUARTERS  
DEPARTMENT OF THE ARMY  
WASHINGTON DC, 27 July 1981

**Direct Support and General Support Maintenance  
Repair Parts and Special Tools Lists  
(Including Depot Maintenance Repair Parts and Special Tools)  
For  
RADIO SETS  
AN/VRC-53 (NSN 5820-00-223-7467),  
AN/VRC-64 (NSN 5820-00-223-7475),  
AN/GRC-125 (NSN 5820-00-223-7411),  
AND  
AN/GRC-160 (NSN 5820-00-223-7473)  
AND  
AMPLIFIER, POWER SUPPLY GROUPS  
OA-3633/GRC AND OA-3633A/GRC  
(PARTS LIST FOR OA-3633/GRC AND  
OA-3633A/GRC (NSN 5820-00-973-3383) ONLY))  
Current as of 6 March 1981**

TM 11-5820-498-34P, 2 September 1976, is changed as follows:

1. Title of the manual is changed as shown above.
2. New or changed material is indicated by a vertical bar.
3. Added or revised illustrations are indicated by a vertical bar before figure number and title.
4. Action change codes indicated in the left-hand margin of the listing page denote the following: N indicates an added item, C indicates a change in data and R indicates a change in NSN only.
5. Remove and insert pages as indicated below.

*Remove*

*Insert*

i. . . . . i/(ii blank)  
11 through 14. . . . . 11 through 14  
25. . . . . 25/(26 blank)

6. File this change sheet in front of the publication for reference purposes.

By Order of the Secretary of the Army:

E. C. MEYER  
*General, United States Army*  
*Chief of Staff*

Official:

ROBERT M. JOYCE  
*Brigadier General, United States Army*  
*The Adjutant General*

**DISTRIBUTION:**

To be distributed in accordance with DA Form 12-51, Direct and General Support maintenance requirements for AN/VRC-53, AN/VRC-64, AN/GRC-125, AN/GRC-160.

**DIRECT SUPPORT AND GENERAL SUPPORT  
MAINTENANCE REPAIR PARTS AND SPECIAL TOOLS LISTS  
(INCLUDING DEPOT MAINTENANCE REPAIR PARTS AND SPECIAL TOOLS)  
FOR**

**RADIO SETS**

**AN/VRC-53 (NSN 5820-00-223-7467),  
AN/VRC-64 (NSN 5820-00-223-7475),  
AN/GRC-125 (NSN 5820-00-223-7411),**

**AND**

**AN/GRC-160 (NSN 5820-00-223-7473)**

**AND**

**AMPLIFIER, POWER SUPPLY GROUPS  
OA-3633/GRC AND OA-3633A/GRC  
(PARTS LIST FOR OA-3633/GRC AND  
OA-3633A/GRC (NSN 5820-00-973-3383) ONLY))**

**REPORTING ERRORS AND RECOMMENDING IMPROVEMENTS**

You can help improve this manual. If you find any mistakes or if you know of a way to improve the procedures, please let us know. Mail your letter, DA Form 2028 (Recommended Changes to Publications and Blank Forms), or DA Form 2028-2 located in back of this manual direct to: Commander, US Army Communications and Electronics Materiel Readiness Command, ATTN: DRSEL-ME-MQ, Fort Monmouth, NJ 07703.

In either case, a reply will be furnished direct to you.

\* This manual supersedes TM 11-5820-498-35P, 12 April 1972.

Table of Contents

		Page	Illus Figure
SECTION	I. Introduction . . . . .	1	
	II. Repair parts list. . . . .	5	
GROUP	00 Radio Sets AN/VRC-53, AN/VRC-64, AN/GRC-125 and AN/GRC-160. (No parts authorized). . . . .		
	01 Receiver-transmitter RT-505/PRC-25 (See TM 11-5820-497-35P for parts) and Receiver- Transmitter RT-841/PRC-77 (See TM 11-5820-667-34P for parts). . . . .		
	02 Amplifier-Power Supply Group OA-3633/GRC or OA-3633A/GRC . . . . .	5	1-4
	0201 Amplifier-PowerSupplyAM-2060/GRC or AM-2060A/GRC. . . . .	5	1-4
	020101 Connector asscmblyA1A1 . . . . .	13	5
	020102 Cover assemblyA1A2. . . . .	15	6
	020103 Housing assemblyA1A3, MountingClamp. . . . .	17	7-8
	020104 Module assemblyA1A4. . . . .	21	9
	02010401 Terminal board asscmblyA1A4A1 . . . . .	23	10
	03 Antenna AS-1729/VRC(See TM 11-5985-262-15 for parts) . . . . .		
SECTION	III Special tools list (Not applicable) . . . . .		
	IV. National stock number and part number index . . . . .	24	

## SECTION I INTRODUCTION

---

### 1. Scope

This manual lists repair parts and special tools required for performance of direct support and general support maintenance of the OA-3633/GRC and OA-3633A/GRC.

### 2. General

This Repair Parts and Special Tools List is divided into the following sections:

*a. Section II, Repair Parts List* A list of repair parts authorized for use in the performance of maintenance. The list also includes parts which must be removed for replacement of the authorized parts. Parts lists are composed of functional groups in ascending numerical sequence, with the parts in each group listed in figure and item number sequence.

*b. Section III, Special Tools List* Not applicable.

*c. Section IV National Stock Number and Part Number Index.* A list, in ascending National item identification number (NIIN, last 9 digits) sequence, of all National stock numbers appearing in the listings, followed by a list, in alphameric sequence, of all part numbers appearing in the listings. National stock number and part numbers are cross-referenced to each illustration figure and item number appearance.

### 3. Explanation of Columns

The following provides an explanation of columns found in the tabular listings:

*a. Illustration.* This column is divided as follows:

(1) *Figure number.* Indicates the figure number of the illustration in which the item is shown.

(2) *Item number.* The number used to identify each item called out in the illustration.

*b. Source, Maintenance, and Recoverability Codes (SMR).*

(1) *Source code.* Source codes are assigned to support items to indicate the manner of acquiring support items for maintenance, repair, or overhaul of end items. Source codes are entered in the first and second positions of the Uniform SMR Code format as follows:

<b>Code</b>	<b>Definition</b>
PA	Item procured and stocked for anticipated or known usage.
XD-A	A support item that is not stocked. When required, item will be procured through normal supply channels.

#### NOTE

Cannibalization or salvage maybe used as a source of supply for any items source coded above except three coded XA, XD, and aircraft support items as restricted by AR 700-42.

(2) *Maintenance code.* Maintenance codes are assigned to indicate the levels of maintenance authorized to USE and REPAIR support items. The maintenance codes are entered in the third and fourth positions of the Uniform SMR Code format as follows:

(a) The maintenance code entered in the third position will indicate the lowest maintenance level authorized to remove, replace, and use the support item. The maintenance code entered in the third position will indicate one of the following levels of maintenance:

<b>Code</b>	<b>Application/Explanation</b>
O___	Support item is removed, replaced, used at the organizational level.
F___	Support item is removed, replaced, used at the direct support level.
D___	Support item that are removed, replaced, used at depot, mobile depot, specialized repair activity only.

(b) The maintenance code entered in the fourth position indicates whether the item is to be repaired and identifies the lowest maintenance level with the capability to perform complete repair (i.e., all authorized maintenance functions). This position will contain one of the following maintenance codes:

<b>Code</b>	<b>Application/Explanation</b>
F___	The lowest maintenance level capable of complete repair of the support item is the direct support level.
D___	The lowest maintenance level capable of complete repair of the support item is the depot level.
Z-	Nonreparable. No repair is authorized.

(3) *Recoverability code.* Recoverability codes are assigned to support items to indicate the disposition action on unserviceable items. The recoverability code is entered in the fifth position of the Uniform SMR Code format as follows:

<b>Recoverability codes</b>	<b>Definition</b>
Z-	Nonreparable item. When unserviceable, condemn and dispose at the level indicated in position 3,
F-	Reparable item. When uneconomically reparable, condemn and dispose at the direct support level.
D___	Reparable item. When beyond lower level repair capability, return to depot. Condemnation and disposal not authorized below depot level.
L___	Reparable item. Repair, condemnation, and disposal not authorized below depot/specialized repair activity level.

*c. National Stock Number.* Indicates the National stock number assigned to the item and will be used for requisitioning purposes.

*d. Part Number.* Indicates the primary number used by the manufacturer (individual, company, firm, corporation, or Government activity), which controls the design and characteristics of the item by means of its engineering drawings, specifications standards, and inspection requirements, to identify an item or range of items.

**NOTE**

When a stock numbered item is requisitioned, the repair part received may have a different part number than the part being replaced.

*e. Federal Supply Code for Manufacturer (FSCM).* The FSCM is a 5-digit numeric code listed in SB 708-42 which is used to identify the manufacturer, distributor, or Government agency, etc.

*f. Description.* Indicates the Federal item name and, if required, a minimum description to identify the item.

*g. Unit of Measure U/M.* Indicates the Standard of the basic quantity of the listed item as used in performing the actual maintenance function. This measure is expressed by a two character alphabetical abbreviation (e.g., ea, in, pr, etc.). When the unit of measure differs from the unit of issue, the lowest unit of issue that will satisfy the required units of measure will be requisitioned.

*h. Quantity Incorporated in Unit* Indicates the quantity of the item used in the breakout shown on the illustration figure, which is prepared for a functional group, subfunctional group, or an assembly.

**4. Special Information**

a. Usable on codes are shown in the description column. Uncoded items are applicable to all models. Identification of the usable on codes used in this publication are:

Code	<i>Used on</i>
5D3	AM-2060A/GRC
5D4	AM-2060/GRC

b. The following publications pertain to the OA-3633WGRC and OA-3633A/GRC and their components:

- TM 11-5820-497-35P, Receiver-Transmitter, Radio RT-505/PRC-25
- TM 11-5820-498-12, Radio Sets AN/VRC-53, AN/VRC-64, AN/GRC-125, AN/GRC-160 and Amplifier-Power Supply Groups OA-3633/GRC and OA-3633A/GRC
- TM 11-5820-498-35, Radio Sets AN/VRC-53, AN/VRC-64, AN/GRC-125, AN/GRC-160 and Amplifier-Power Supply Groups OA-3633/GRC and OA-3633A/GRC
- TM 11-5820-667-34P, Receiver-Transmitter AN/PRC-77
- TM 11-5985-262-15, Antenna AS-1729/V RC

**5. How to Locate Repair Parts**

a. When National stock number or part number is unknown.

(1) *First* Using the table of contents, determine the functional group within which the repair part belongs. This is necessary since illustrations are prepared for functional groups and listings are divided into the same groups.

(2) *Second.* Find the illustration covering the functional group to which the repair part belongs.

(3) *Third.* Identify the repair part on the illustration and note the illustration figure and item number of the repair part.

(4) *Fourth* Using the Repair Parts Listing, find the figure and item number noted on the illustration.

b. When National stock number or part number is known.

(1) *First.* Using the Index of National Stock Numbers and Part Numbers, find the pertinent National stock number or part number. This index is in ascending NIIN sequence followed by a list of part numbers in ascending alphameric sequence, cross-referenced to the illustration figure number and item number.

(2) *Second.* After finding the figure and item number, locate the figure and item number in the repair parts list.

**6. Abbreviations**

Not applicable.

**(Next printed page is 4)**





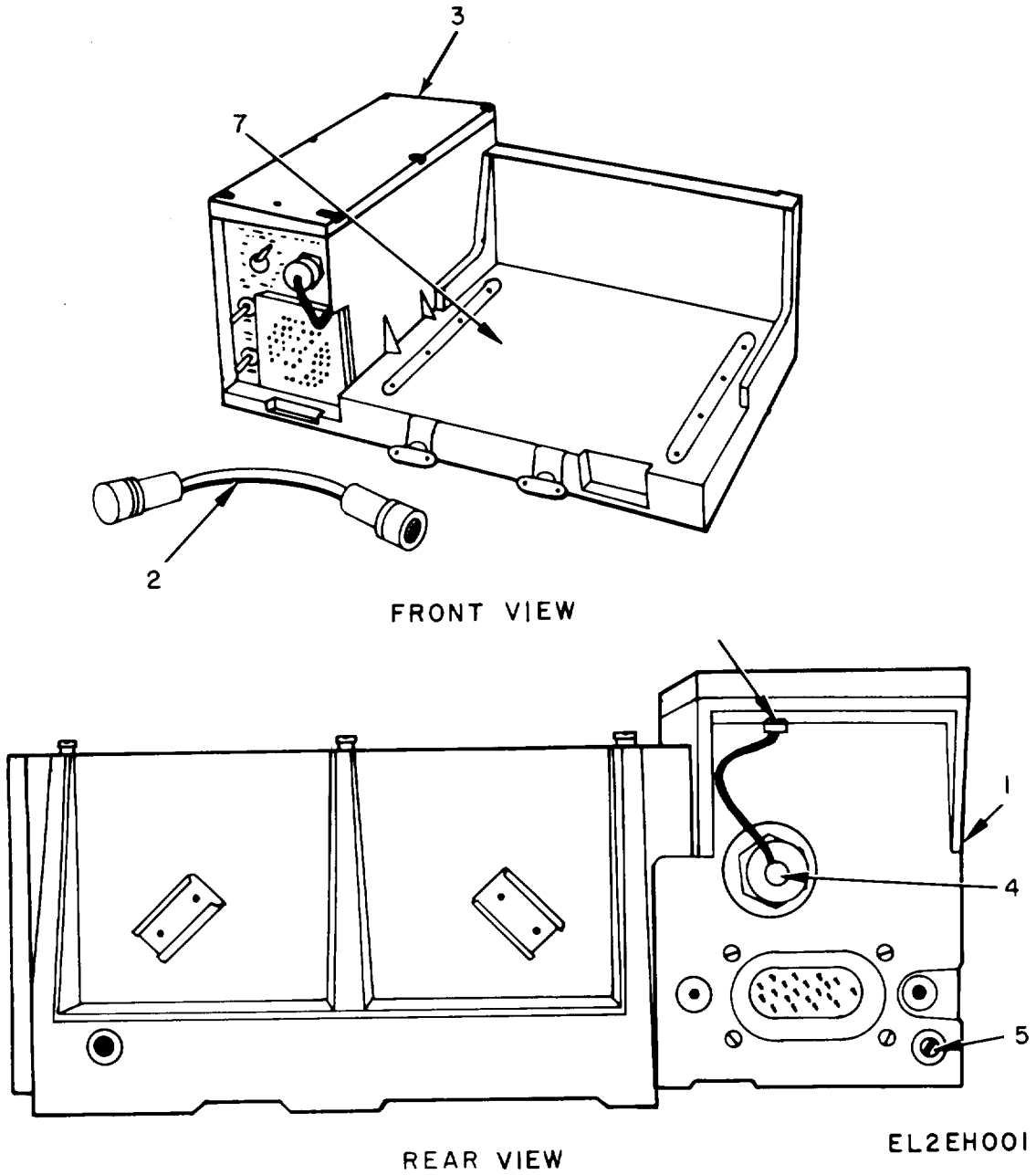
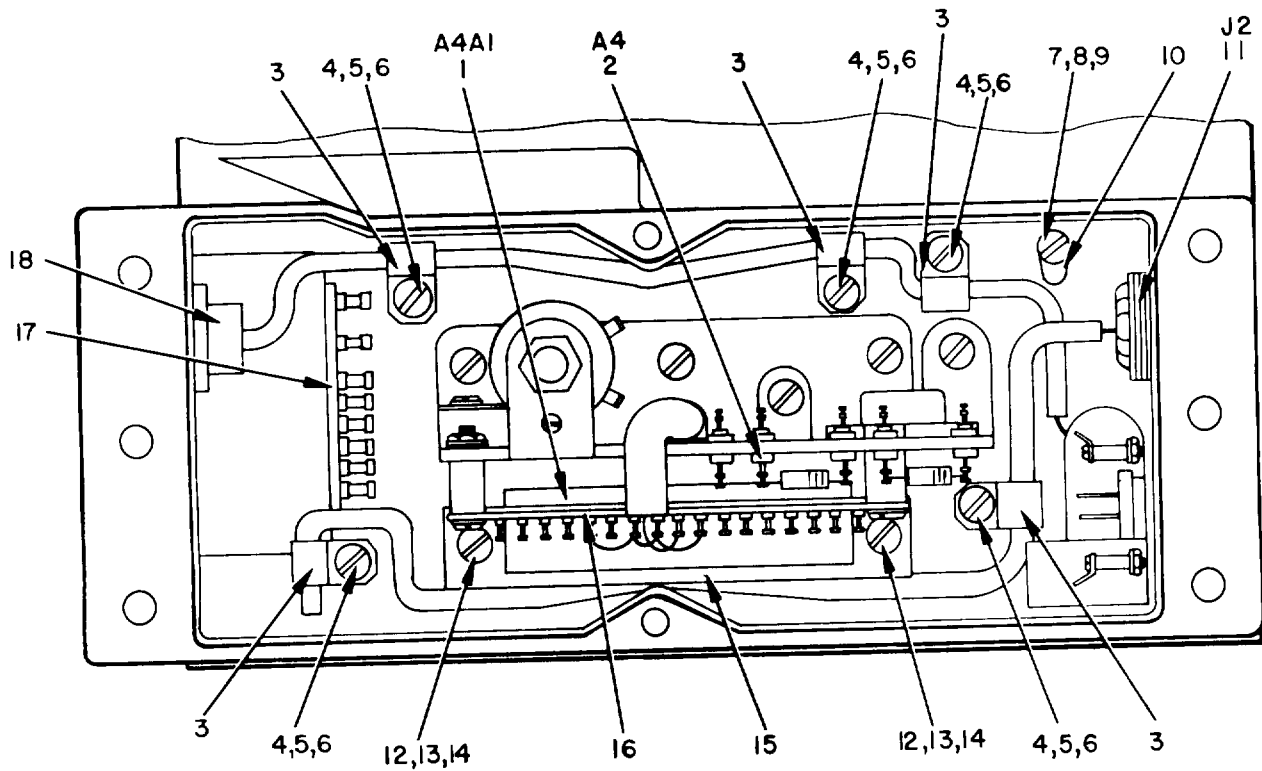


Figure 1. Amplifier-Power Supply Group  
OA-3633/GRC or OA-3633A/GFC.

SECTION II				TM 11-5820-498-34P				
(1)	(2)	(3)	(4)	(5)	(6)	(7)	(8)	
ILLUSTRATION				DESCRIPTION				
(a)	(b)	NATIONAL		PART			QTY	
FIG	ITEM	SMR	STOCK				INC	
NO.	NO.	CODE	NUMBER	NUMBER	FSCM	USABLE ON CODE	IN	
							U/M	UNIT
						GROUP: 02 AMPLIFIER-POWER SUPPLY GROUP		
						OA-3633/GRC OR OA-3633A/GRC		
1	1	XDODD		AM2060AGRC		AMPLIFIER-POWER SUPPLY	EA	1
1	2	PAOZZ	5995-00-889-1061	CX4655GRC	80058	CABLE ASSEMBLY	EA	1
						GROUP: 0201 AMPLIFIER-POWER SUPPLY		
						AM-2060/GRC OR AM-2060A/GRC		
1	3	XDFFF		SMD454869	80063	COVER ASSEMBLY	EA	1
1	4	PAOZZ	5999-00-892-8122	SMB454887	80063	CAP, ELECTRICAL	EA	1
1	5	XDOZZ	5305-00-543-2188	MS35223-32	96906	SCREW, MACHINE, SPECIAL	EA	1
1	6	XDFZZ		SMB454875-8	80063	SCREW, MACHINE, SPECIAL	EA	1
1	7	XDFFF		SMD454865	80063	HOUSING ASSEMBLY	EA	1

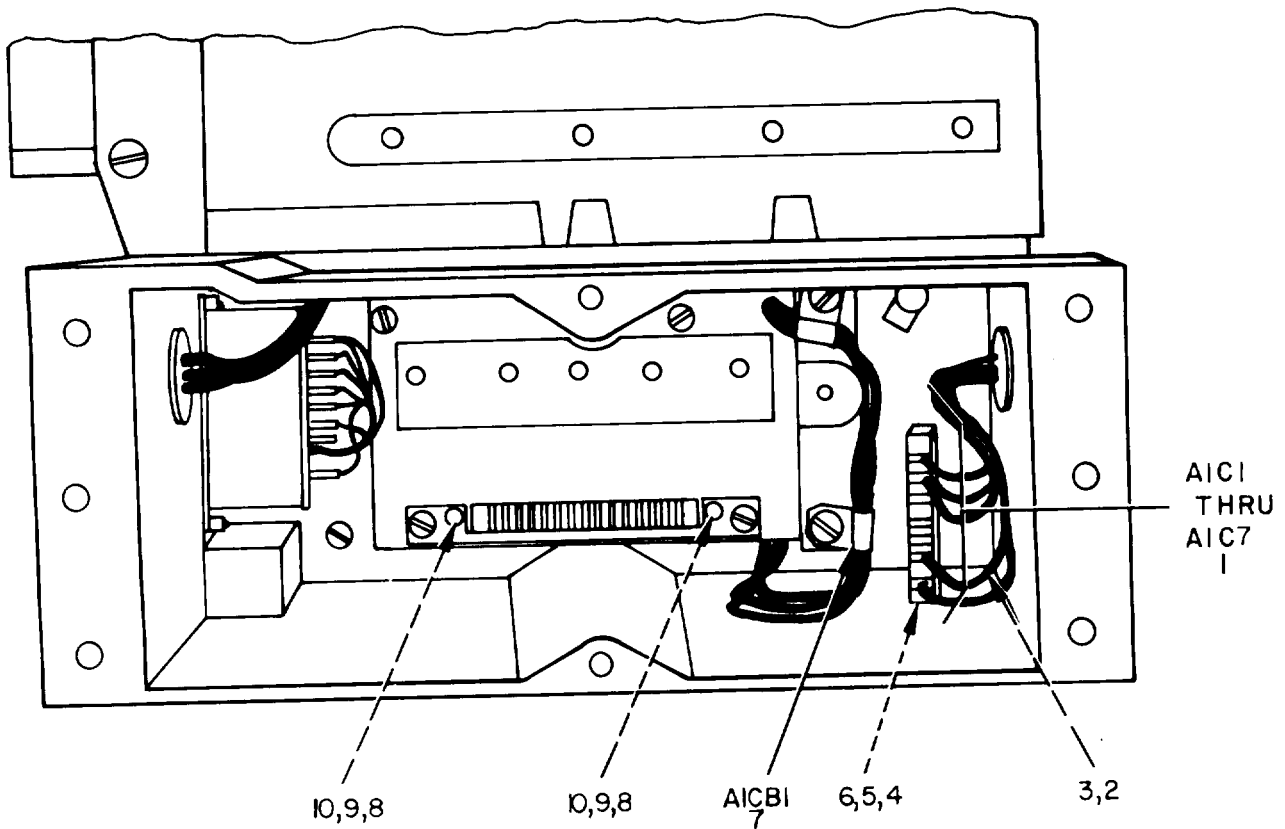


NOTE : FOR COMPLETE REFERENCE  
DESIGNATION PREFIX WITH AI

EL2EH002

Figure 2. Amplifier-Power Supply AM-2060/GRC or AM-2060 A/GRC

(1)		SECTION II				TM 11-5820-498-34P		(7)	(8)
ILLUSTRATION		(2)	(3)	(4)	(5)	(6)	DESCRIPTION	QTY	
(a)	(b)	NATIONAL						INC	
FIG	ITEM	SMR	STOCK	PART	FSCM	USABLE	ON CODE	IN	
NO.	NO.	CODE	NUMBER	NUMBER				U/M	UNIT
2	1	XDFDL	5820-00-973-1728	SMD454826			TERMINAL BOARD ASSEMBLY	EA	1
2	2	PAFFD	5820-00-444-2328	SMD454805	80063		MODULE ASSEMBLY	EA	1
2	3	XDFZZ		NAS13974	80205		CLAMP, LOOP	EA	5
2	4	XDFZZ		MS35223-43	96906		SCREW, MACHINE, PAN HEAD	EA	5
2	5	XDFZZ	5310-00-809-8544	MS27183-7	96906		WASHER, FLAT	EA	5
2	6	XDFZZ		MS35337-42	96906		WASHER, LOCK	EA	5
2	7	XDFZZ	5305-00-543-2192	MS35223-41	96906		SCREW, MACHINE, PAN HEAD	EA	1
2	8	XDFZZ		MS35337-42	96906		WASHER, LOCK	EA	1
2	9	XDFZZ		AN960PD8L	88044		WASHER, FLAT	EA	1
2	10	XDFZZ		SMB454877	80063		TERMINAL, LUG	EA	1
2	11	PAFZZ	5935-00-892-9119	SMC447928	80063		CONNECTOR, RECEPTACLE, ELECTRICAL	EA	1
2	12	XDFZZ		MS35223-43	96906		SCREW, MACHINE, PAN HEAD	EA	2
2	13	XDFZZ	5310-00-809-8544	MS27183-7	96906		WASHER, FLAT	EA	2
2	14	XDFZZ		MS35337-42	96906		WASHER, LOCK	EA	2
2	15	XDFZZ		SMB454857	80063		BRACKET ANGLE	EA	1
2	16	PAFZZ	5935-00-892-9120	SMD454842	80063		CONNECTOR, RECEPTACLE, ELECTRICAL	EA	1
2	17	XDFFF		SMC146777	80063		CONNECTOR ASSEMBLY	EA	1
2	18	PAFZZ	5935-00-877-2134	SMC454807	80063		CONNECTOR, RECEPTACLE, ELECTRICAL	EA	1



EL2EH003

Figure 3. Amplifier-Power Supply AM-2060/GRC or AM-2060 /GRC, Top view With Cover and Plug-in Removed.

(1)		SECTION II		TM11-5820-498-34P				(7)	(8)
ILLUSTRATION		(2)	(3)	(4)	(5)	(6)			
(a)	(b)	NATIONAL		PART	DESCRIPTION		QTY	INC	
FIG	ITEM	SMR	STOCK	NUMBER	FSCM	USABLE ON CODE	IN		
NO.	NO.	CODE	NUMBER	NUMBER			U/M	UNIT	
3	1	PAFZZ	5910-00-825-7342	CK62AX222K	81349	CAPACITR, FIXED, CERAMIC DIELECTRIC	EA	7	
3	2	XDFZZ		MS35233-26	96906	SCREW, MACHINE, SPECIAL	EA	1	
3	3	XDFZZ	5310-00-616-3555	MS35333-71	96906	WASHER, SPLIT	EA	1	
3	4	XDFZZ	5310-00-924-5968	MS25081-1	96906	WASHER, KEY	EA	1	
3	5	XDFZZ		SMB454894	80063	WASHER, RUBBER	EA	1	
3	6	XDFZZ		SMB454893	80063	WASHER, SPLIT	EA	1	
3	7	PAFZZ		SMD454862	80063	CIRCUIT BREAKER	EA	1	
3	8	XDFZZ	5310-00-013-4530	MS35649-62	96906	NUT, PLAIN, HEXAGON	EA	2	
3	9	XDFZZ	5310-00-082-1404	MS27183-6	96906	WASHER, FLAT	EA	2	
3	10	XDFZZ	5310-00-198-3724	MS35337-41	96906	WASHER, SPECIAL	EA	2	

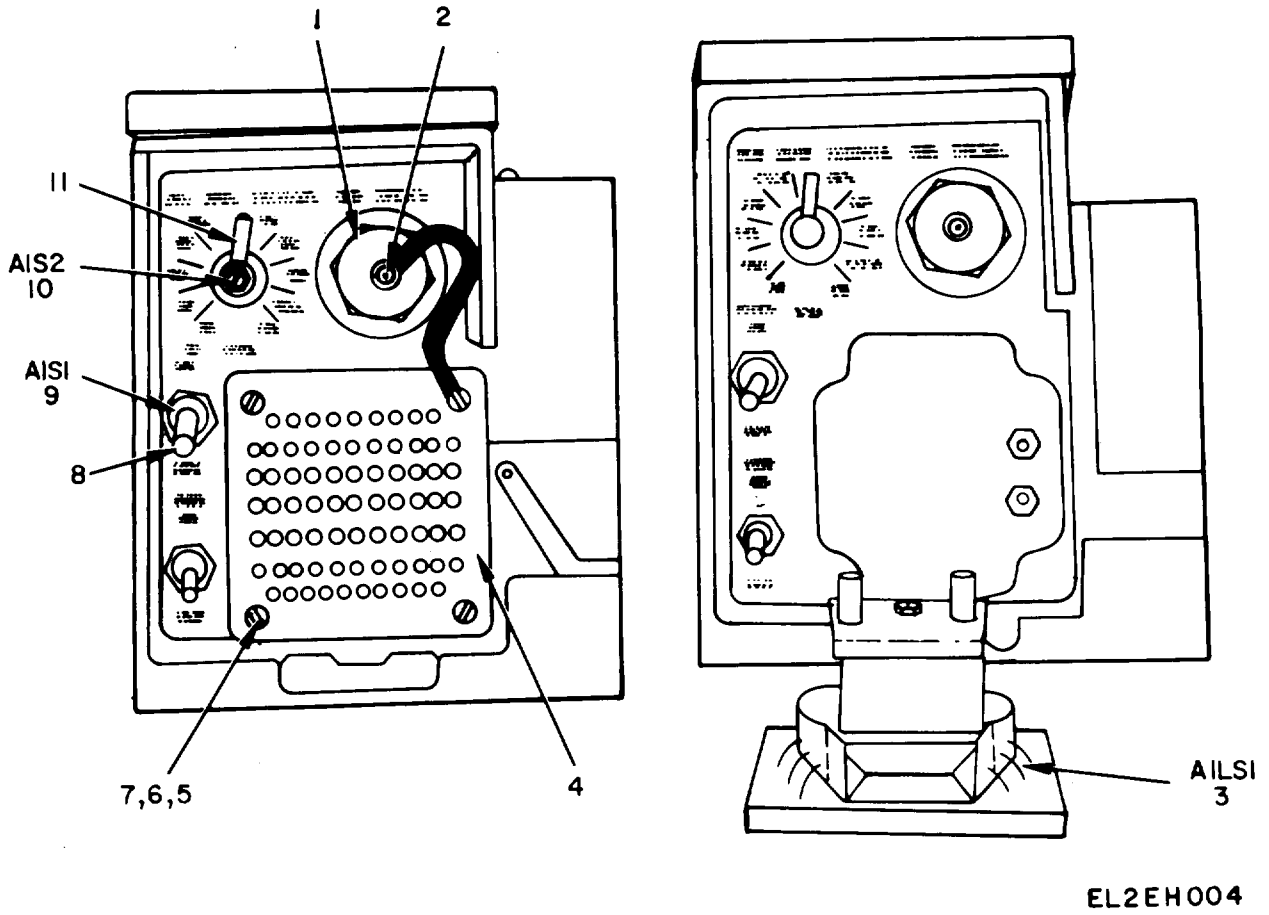
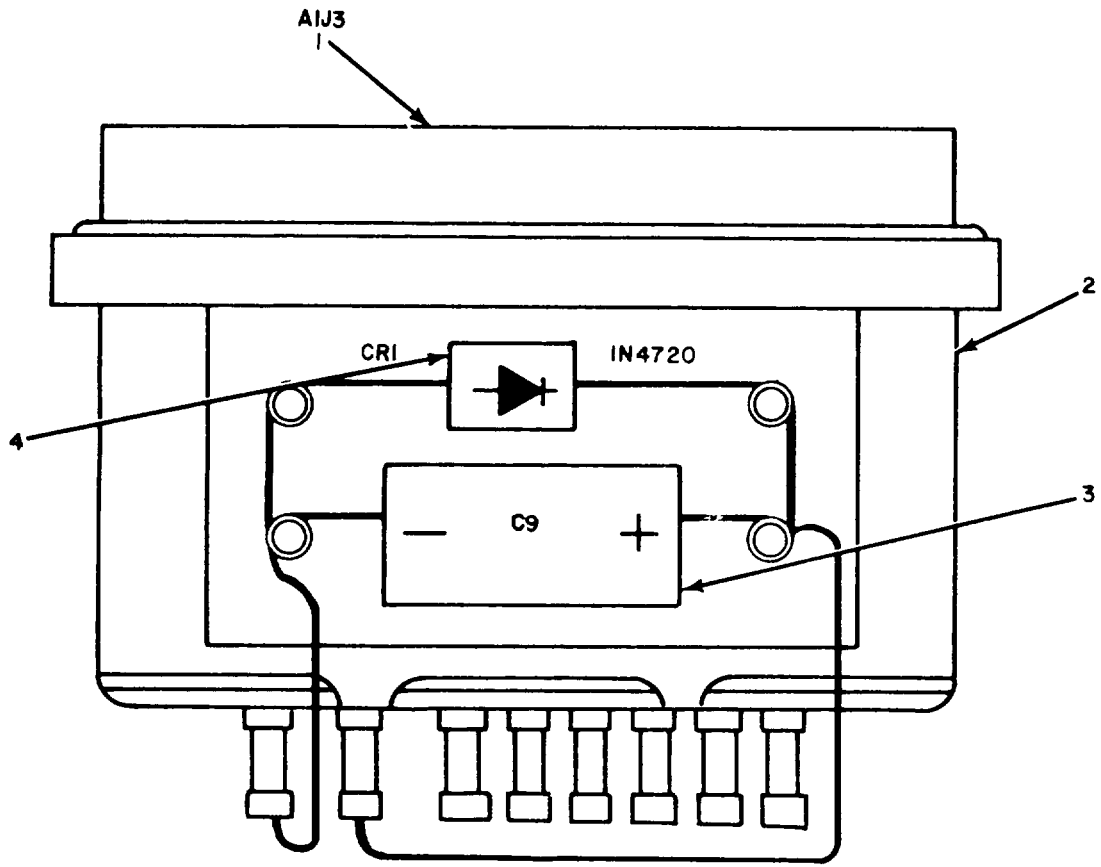


Figure 4. Amplifier-Power Supply AM-2060/GRC or AM-2060A/GRC, Front Panel.



(1)		SECTION II		TM11-5820-498-34P				(7)	(8)
ILLUSTRATION		(2)	(3)	(4)	(5)	(6)	DESCRIPTION	QTY	
(a)	(b)	NATIONAL		PART				INC	
FIG	ITEM	SMR	STOCK	NUMBER	FSCM	USABLE		IN	
NO.	NO.	CODE	NUMBER	NUMBER			U/M	UNIT	
4	1	PAOZZ	5999-00-892-8123	SMB454855	80063	CUST CAP ASSEMBLY	EA	1	
4	2	XDOZZ		SMB454875-6	80063	SCREW,MACHINE,SPECIAL	EA	1	
4	3	PAFZZ	5965-00-978-8535	SMD454812	80063	SPEAKER	EA	1	
4	4	XDFZZ	5965-00-999-4334	SMB454823	80063	COVER,SPEAKER	EA	1	
4	5	XDFZZ		MS35223-31	96906	SCREW,MACHINE,SPECIAL	EA	3	
4	6	XDFZZ	5310-00-205-8261	SMB454876-2	80063	WASHER,SPECIAL	EA	3	
4	7	XDFZZ	5310-00-978-8573	SMB454876-7	80063	WASHER,SPECIAL	EA	3	
4	8	PAFZZ	5930-00-689-6786	SMB109142	80063	BOOT SEAL	EA	1	
4	9	PAFZZ	5930-00-655-1515	MS35058-23	96906	SWITCH,TOGGLE	EA	1	
4	10	PAFZZ	5930-00-980-7244	SMD454814	80063	SWITCH,ROTARY	EA	1	
4	11	PAOZZ	5355-00-616-9659	MS91525-1	96906	BAR,KNOB CONTACT	EA	1	

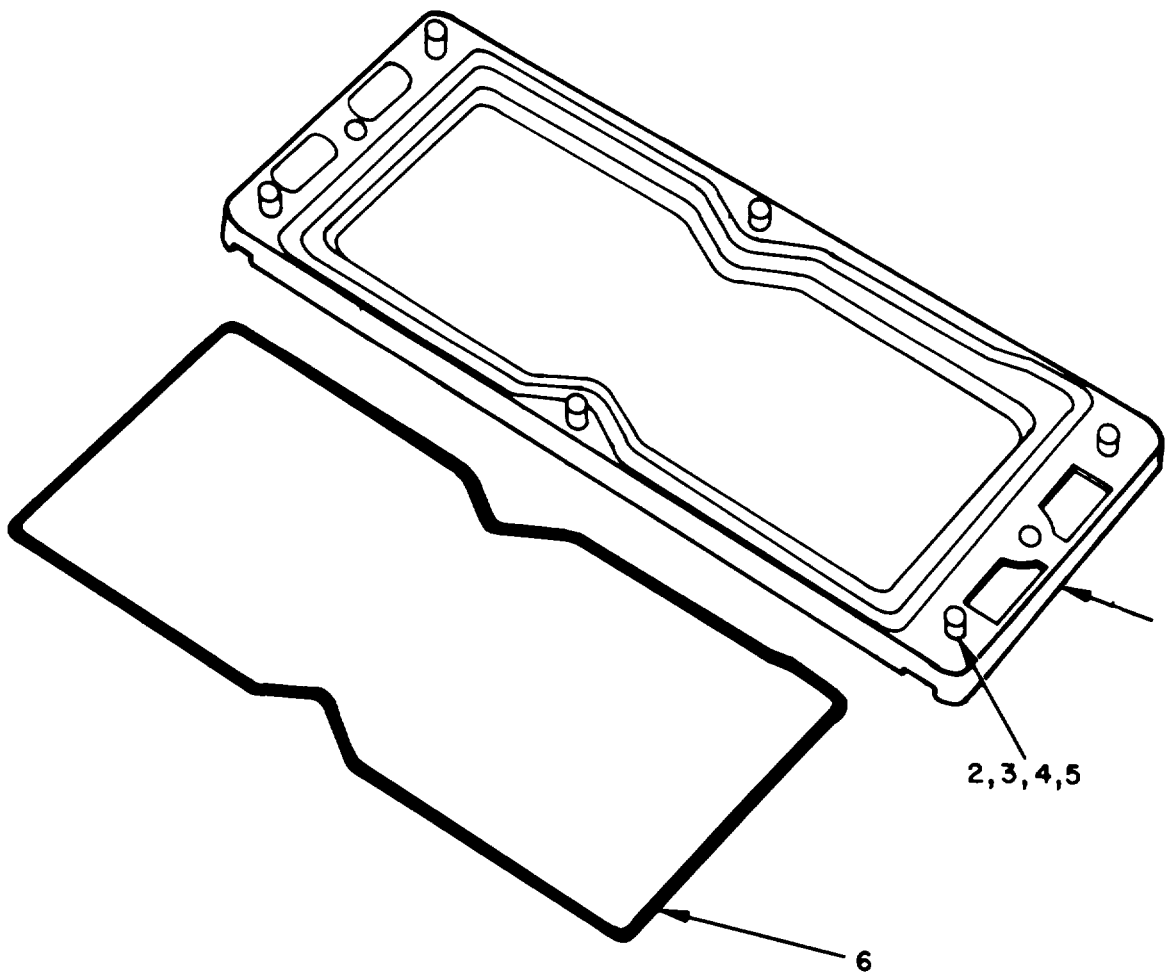


EL2EH011



Figure 5. Connector Assembly A1A1

		SECTION II				TM 11-5820-498-34P	
(1)	(2)	(3)	(4)	(5)	(6)	(7)	(8)
ILLUSTRATION				DESCRIPTION		QTY	
(a)	(b)	NATIONAL				INC	
FIG	ITEM	SMR	STOCK	PART			IN
NO.	NO.	CODE	NUMBER	NUMBER	FSCM	USABLE	U/M UNIT
GROUP 020101 CONNECTOR ASSEMBLY (A1A1)							
5	1	PAFZZ	5935-00-853-6673	SMC454808	80063	CONNECTOR,RECEPTACLE,ELECTRICAL	EA 1
5	2	XDFZZ		SMC146776	80063	CAPACITOR ASSEMBLY 5D3	EA 1
5	3	PAFZZ	5910-00-005-3184	CL65BJ820KPE	81349	CAPACITOR, FIXED, ELECTROLYTIC	5D3 EA 2
5	4	PAFZZ	5961-00-904-2019	1N4720	80131	DIODE	EA 1



**EL2EH006**

Figure 6. Cover Assembly (AlA2).

(1)		SECTION II		(4)		TM11-5820-498-34P		(7) (8)	
ILLUSTRATION		(2)	(3)			(6)	DESCRIPTION		QTY
(a)	(b)	NATIONAL		PART				INC	
FIG	ITEM	SMR	STOCK	PART				IN	
NO.	NO.	CODE	NUMBER	NUMBER	FSCM	USABLE	GROUP 020102 COVER ASSEMBLY (A1A2)		U/M UNIT
6	1	XDFZZ		SMD454864	80063	COVER, AMPLIFIER		EA	1
6	2	XDFZZ		SMB454847-58	80063	RING, RETAINING, RUBBER		EA	6
6	3	XDFZZ	5305-00-889-3060	SMD454878-2	80063	SCREW, EXTERNALLY RELIEVED		EA	6
6	4	XDFZZ		MS35337-43	96906	WASHER, SPECIAL		EA	6
6	5	XDFZZ	5310-00-957-7579	SMB454888	80063	WASHER, FLAT		EA	6
6	6	PAFZZ	5330-00-973-1727	SMC454871	80063	GASKET		EA	1

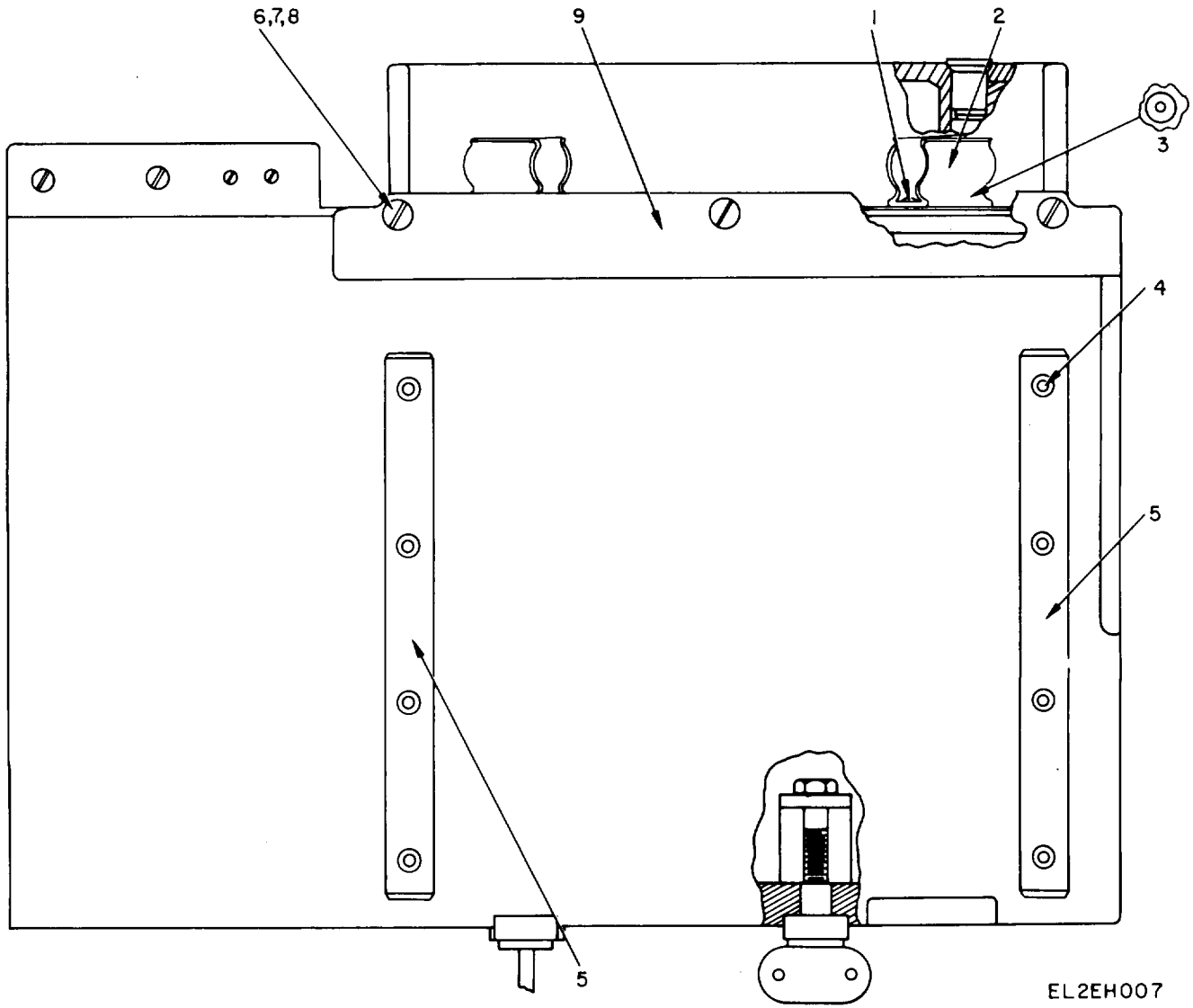
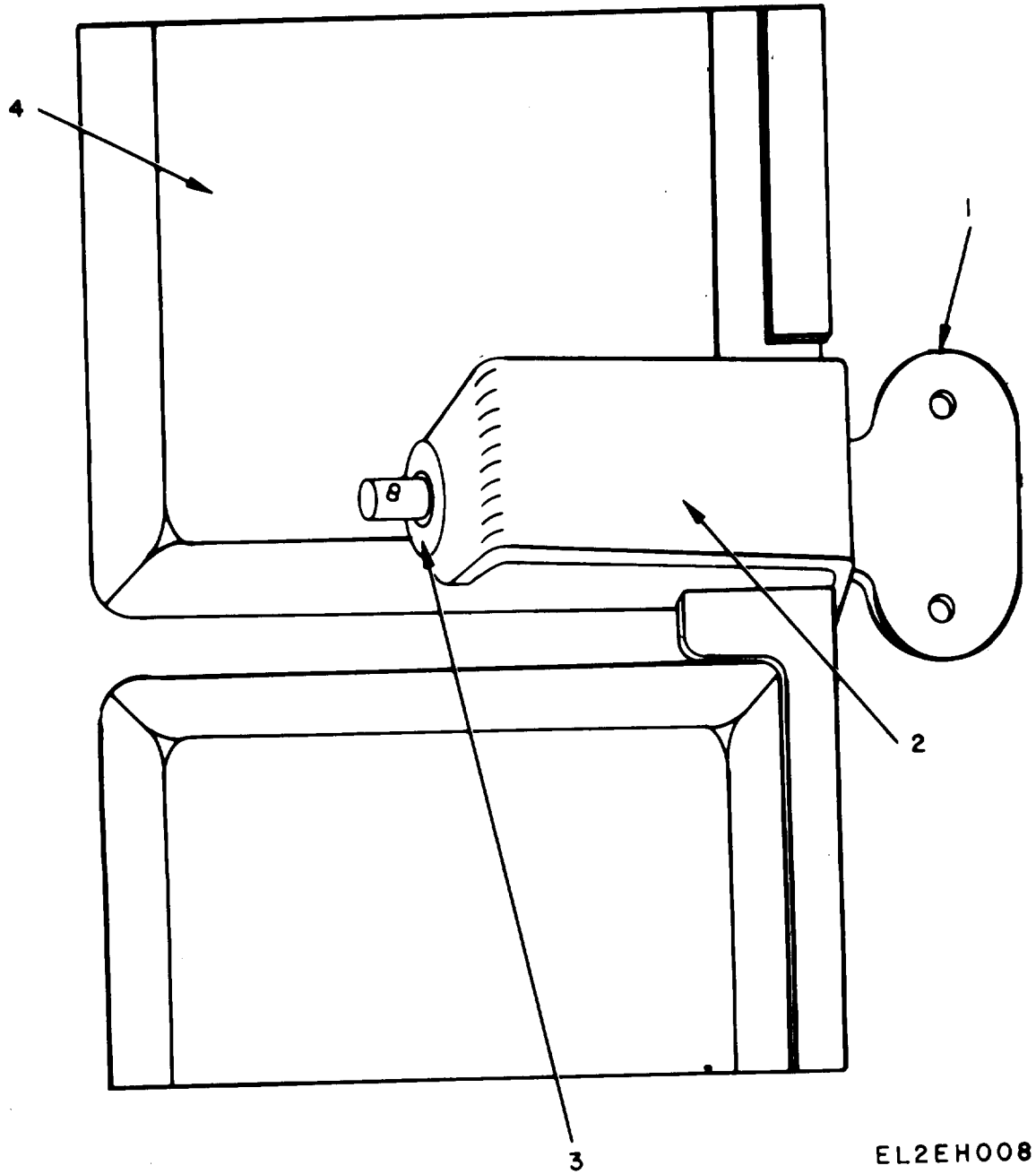


Figure 7. Housing Assembly (A1A3).

(1)		SECTION II				TM11-5820-498-34P			
ILLUSTRATION		(2)	(3)	(4)	(5)	(6)	(7) (8)		
(a)	(b)	NATIONAL				DESCRIPTION		QTY	
FIG	ITEM	SMR	STOCK	PART				INC	
NO.	NO.	CODE	NUMBER	NUMBER	FSCM	USABLE	U/M		UNIT
GROUP 020103 HOUSING ASSEMBLY (A1A3)									
7	1	XDOZZ	5310-00-205-8261	SMB454876-2	80063	WASHER, SPECIAL	EA	2	
7	2	PAOZZ	3120-00-973-1508	SMB447392	80063	STOP	EA	2	
7	3	XDOZZ	5310-00-978-8573	SMB454876-7	80063	WASHER, SPECIAL	EA	2	
7	4	XDFZZ		SMB454875-7	80063	SCREW, MACHINE, SPECIAL	EA	8	
7	5	XDFZZ		SMB454881	80063	ADAPTER PLATE ASSEMBLY	EA	2	
7	6	XDFZZ	5305-00-989-6265	SMB454875-5	80063	SCREW, MACHINE, SPECIAL	EA	3	
7	7	XDFZZ		SMB454876-4	80063	WASHER, LOCK	EA	3	
7	8	XDFZZ		SMB454876-5	80063	WASHER, PLAIN	EA	3	
7	9	XDFZZ		SMD454813	80063	PLATE, STEEL	EA	1	

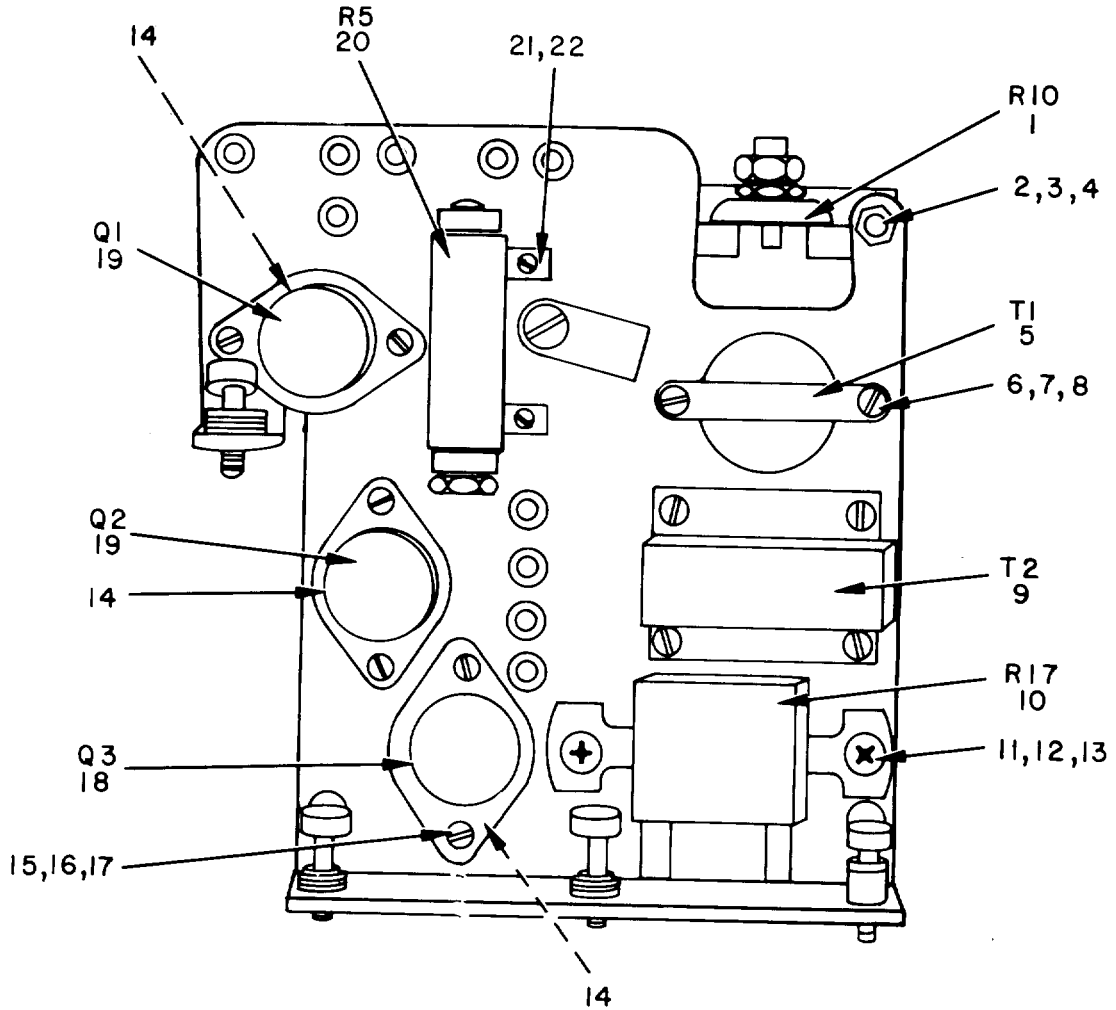


EL2EH008

Figure 8. Housing Assembly (A1A3), Mounting Clamp.



		SECTION II		TM11-5820-498-34P						
(1)	(2)	(3)	(4)	(5)	(6)	(7)	(8)			
ILLUSTRATION				DESCRIPTION				QTY		
(a)	(b)	NATIONAL						INC		
FIG	ITEM	SMR	STOCK	PART					IN	
NO.	NO.	CODE	NUMBER	NUMBER	FSCM	USABLE	U/M	UNIT		
8	1	XDFZZ	5305-00-983-831	SMC454861	80063	SCREW, MACHINE, SPECIAL	EA	2		
8	2	PAFZZ	5340-00-980-728	SMC454866	80063	CLAMP C	EA	2		
8	3	XDFZZ		SMB454876-6	80063	WASHER, PLAIN	EA	2		
8	4	XDFZZ		SMC454818	80063	BUMPER PAD	EA	1		

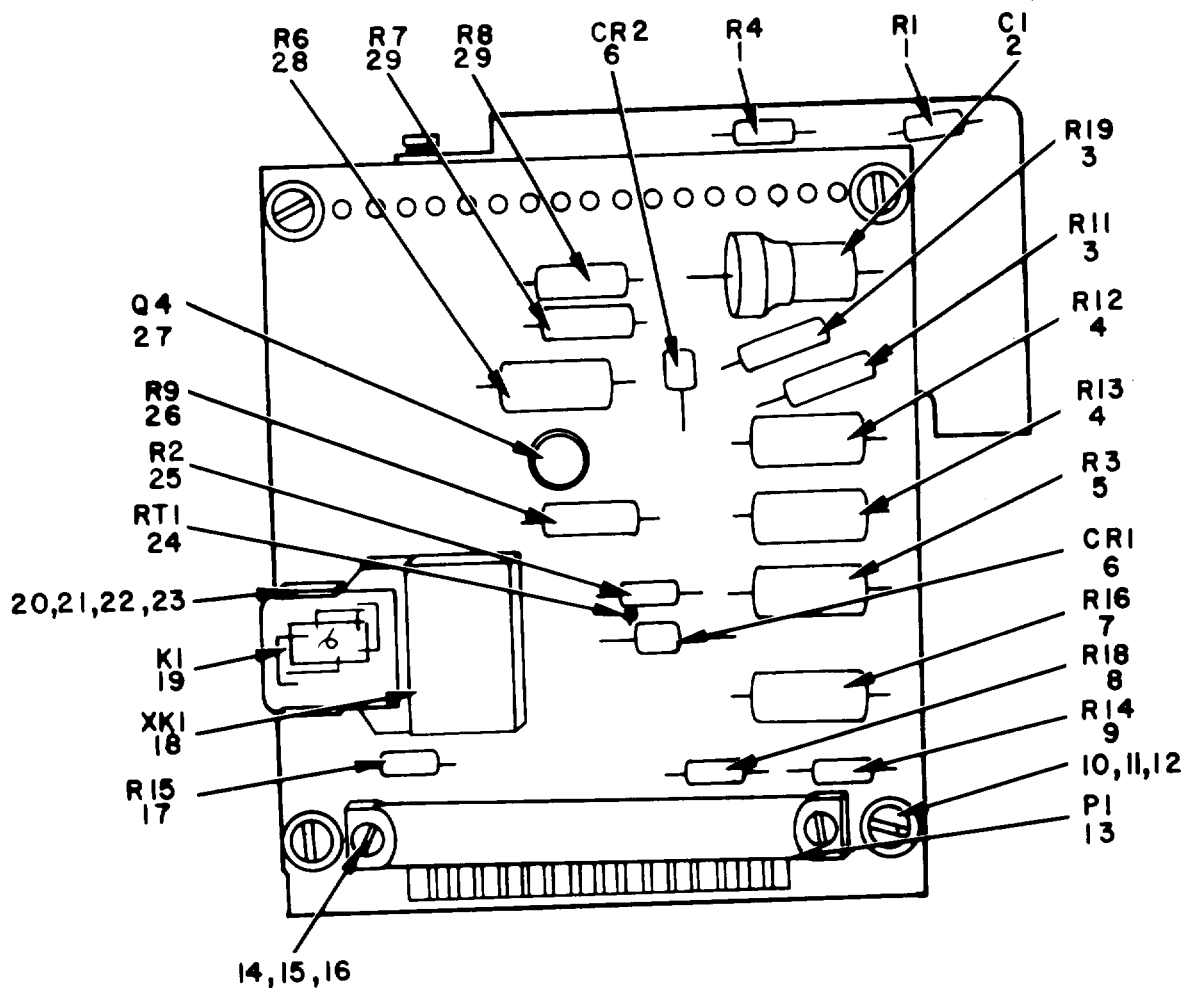


NOTE : FOR COMPLETE REFERENCE  
DESIGNATION PREFIX WITH A1A4

EL2EH009

Figure 9. Module Assembly (A1A4 ).

(1)		SECTION II		TM 11-5820-498-34P		(7) (8)	
ILLUSTRATION		(2)	(3)	(4)	(5)	(6)	(7) (8)
(a)	(b)	NATIONAL		PART	DESCRIPTION		QTY
FIG	ITEM	SMR	STOCK	NUMBER	FSCM	USABLE	INC
NO.	NO.	CODE	NUMBER	NUMBER		GROUP 020104 MODULE ASSEMBLY (A1A4)	IN
							U/M UNIT
9	1	PAFZZ	5905-00-681-8688	RV4LAYS500A	81349	RESISTOR, VARIABLE	EA 1
9	2	XDFZZ		SMB454878-1	80063	SCREW, EXTERNALLY RELIEVED	EA 4
9	3	XDFZZ	5310-00-809-8546	MS27183-8	96906	WASHER, FLAT	EA 4
9	4	XDFZZ		MS35337-43	96906	WASHER, SPECIAL	EA 4
9	5	PAFZZ	5950-00-980-9310	SMC454827	80063	TRANSFORMER, AUDIO FREQUENCY	EA 1
9	6	XDFZZ	5310-00-811-6419	MS21042-04	96906	NUT, SELF LOCKING	EA 8
9	7	XDFZZ		MS25223-16	96906	SCREW, MACHINE, PAN HEAD	EA 5
9	8	XDFZZ	5310-00-950-1310	MS27183-4	96906	WASHER, FLAT	EA 10
9	9	PAFZZ	5950-00-980-9309	SMC454828	80063	TRANSFORMER, AUDIO FREQUENCY	EA 1
9	10	PAFZZ	5905-00-889-0371	RW20V650	81349	RESISTOR, FIXED, WIRE WOUND	EA 1
9	11	XDFZZ	5310-00-807-1466	MS21042-08	96906	NUT, SELF-LOCKING	EA 4
9	12	XDFZZ		MS35223-48	96906	SCREW, MACHINE, PAN HEAD	EA 2
9	13	XDFZZ	5310-00-809-8544	MS27183-7	96906	WASHER, FLAT	EA 4
9	14	PAFZZ	5970-00-986-0379	SMB454843	80063	INSULATOR PLATE	EA 3
9	15	XDFZZ		SMB454856	80063	BUSHING SLEEVE	EA 6
9	16	XDFZZ		MS35223-18	96906	SCREW, MACHINE, PAN HEAD	EA 6
9	17	XDFZZ	5310-00-951-4679	MS27183-3	96906	WASHER, FLAT	EA 6
9	18	PAFZZ	5961-00-857-6133	USA2N1489	81349	TRANSISTOR	EA 1
9	19	PAFZZ	5961-00-821-8976	USA2N297A	81349	TRANSISTOR	EA 2
9	20	PAFZZ	5905-00-843-2633	RW31V6R2	81349	RESISTOR, FIXED, WIRE WOUND	EA 1
9	21	XDFZZ		MS35223-54	96906	SCREW, MACHINE, PAN HEAD	EA 2
9	22	XDFZZ		SMB454849	80063	WASHER, RESISTOR MOUNTING	EA 2



NOTE: FOR COMPLETE REFERENCE  
DESIGNATION PREFIX WITH A1A4A1

EL2EH010

Figure 10. Terminal Board Assembly (A1A4A1).

SECTION II		TM11-5820-498-34P						
(1)	(2)	(3)	(4)	(5)	(6)	(7)	(8)	
ILLUSTRATION		DESCRIPTION					QTY	
(a)	(b)	NATIONAL				INC		
FIG	ITEM	SMR	STOCK	PART	FSCM	IN		
NO.	NO.	CODE	NUMBER	NUMBER	USABLE	ON	UNIT	
		GROUP 02010401 TERMINAL BOARD ASSEMBLY						
		(A1A4A1)						
10	1	PADZZ	5905-00-185-8510	RC20GF103J	81349	RESISTOR, FIXED, COMPOSITION	EA 2	
10	2	PADZZ	5910-00-892-7728	CL65BJ600KPE	81349	CAPACITOR, FIXED, ELECTROLYTIC	EA 1	
10	3	XDDZZ		RC32GF330J	81349	RESISTOR, FIXED, COMPOSITION	EA 2	
10	4	PADZZ	5905-00-279-1977	RC42GF105J	81349	RESISTOR, FIXED, COMPOSITION	EA 2	
10	5	PADZZ	5905-00-256-3361	RC42GF102J	81349	RESISTOR, FIXED, COMPOSITION	EA 1	
10	6	PADZZ	5961-00-883-8906	USN1N3016B	81349	SEMICONDUCTOR DEVICE, DIODE	EA 2	
10	7	PADZZ	5905-00-279-1937	RC42GF200J	81349	RESISTOR, FIXED, COMPOSITION	EA 1	
10	8	PADZZ	5905-00-171-2004	RC20GF223J	81349	RESISTOR, FIXED, COMPOSITION	EA 1	
10	9	PADZZ	5905-00-299-1541	RC20GF151J	81349	RESISTOR, FIXED, COMPOSITION	EA 1	
10	10	XDDZZ	5310-00-807-1466	MS21042-08	96906	NUT, SELF LOCKING	EA 4	
10	11	XDDZZ		MS35223-49	96906	SCREW, MACHINE, PAN HEAD	EA 4	
10	12	XDDZZ	5310-00-809-8544	MS27183-7	96906	WASHER, FLAT	EA 8	
10	13	PADZZ	5935-00-973-1896	SMD454841	80063	CONNECTOR, PLUG, ELECTRICAL	EA 1	
10	14	XDDZZ	5310-00-722-5284	MS35649-42	96906	NUT, PLAIN, HEXAGON	EA 2	
10	15	XDDZZ		AN9604	88044	WASHER, FLAT	EA 2	
10	16	XDDZZ	5310-00-543-2410	MS35338-40	96906	WASHER, LOCK	EA 2	
10	17	PADZZ	5905-00-195-6453	RC20GF562J	81349	RESISTOR, FIXED, COMPOSITION	EA 1	
10	18	PADZZ	5935-00-892-9115	SMC454833	80063	SOCKET, RELAY	EA 1	
10	19	PADZZ	5945-00-951-9880	SMC447566	80063	RELAY SWITCH	EA 1	
10	20	XDDZZ		NAS13974	80205	CLAMP, LOOP	EA 1	
10	21	XDDZZ	5310-00-807-1465	MS21042-06	96906	NUT, SELF LOCKING	EA 1	
10	22	XDDZZ		MS35233-30	96906	SCREW, MACHINE, PAN HEAD	EA 1	
10	23	XDDZZ	5310-00-983-8483	MS27183-5	96906	WASHER, FLAT	EA 2	
10	24	PADZZ	5905-00-978-8551	SMB454844	80063	THERMISTOR	EA 1	
10	25	PADZZ	5905-00-195-5546	RC20GF390J	81349	RESISTOR, FIXED, COMPOSITION	EA 1	
10	26	PADZZ	5905-00-279-2637	RC32GF470J	81349	RESISTOR, FIXED, COMPOSITION	EA 1	
10	27	PADZZ	5961-00-988-1290	USA2N1481	81349	TRANSISTOR	EA 1	
10	28	PADZZ	5905-00-279-1922	RC42GF271J	81349	RESISTOR, FIXED, COMPOSITION	EA 1	
10	29	PADZZ	5905-00-101-7586	RC32GF4R7J	81349	RESISTOR, FIXED, COMPOSITION	EA 2	

STOCK NUMBER	FIGURE NO.	ITEM NO.	STOCK NUMBER	FIGURE NO.	ITEM NO.
5310-00-013-4530	3	8	5905-00-843-2633	9	20
5310-00-082-1404	3	9	5935-00-853-6673	5	1
5905-00-101-7586	10	29	5961-00-857-6133	9	18
5905-00-171-2004	10	8	5935-00-877-2134	2	18
5905-00-185-8510	10	1	5961-00-883-8906	10	6
5905-00-195-5546	10	25	5905-00-889-0371	9	10
5905-00-195-6453	10	17	5995-00-889-1061	1	2
5310-00-198-3724	3	10	5305-00-889-3060	6	3
5310-00-205-8261	4	6	5999-00-892-8122	1	4
5310-00-205-8261	7	1	5999-00-892-8123	4	1
5905-00-256-3361	10	5	5935-00-892-9115	10	18
5905-00-279-1922	10	28	5935-00-892-9119	2	11
5905-00-279-1937	10	7	5935-00-892-9120	2	16
5905-00-279-1977	10	4	5310-00-924-5968	3	4
5905-00-279-2637	10	26	5310-00-950-1310	9	8
5905-00-299-1541	10	9	5310-00-951-4679	9	17
5820-00-444-2328	2	2	5945-00-951-9880	10	19
5305-00-543-2188	1	5	5310-00-957-7579	6	5
5305-00-543-2192	2	7	3120-00-973-1508	7	2
5310-00-543-2410	10	16	5330-00-973-1727	6	6
5310-00-616-3555	3	3	5820-00-973-1728	2	1
5355-00-616-9659	4	11	5935-00-973-1896	10	13
5930-00-655-1515	4	9	5965-00-978-8535	4	3
5905-00-681-8688	9	1	5905-00-978-8551	10	24
5930-00-689-6786	4	8	5310-00-978-8573	4	7
5310-00-722-5284	10	14	5310-00-978-8573	7	3
5310-00-807-1465	10	21	5930-00-980-7244	4	10
5310-00-807-1466	9	11	5340-00-980-7281	8	2
5310-00-807-1466	10	10	5950-00-980-9309	9	9
5310-00-809-8544	2	5	5950-00-980-9310	9	5
5310-00-809-8544	2	13	5305-00-983-8314	8	1
5310-00-809-8544	9	13	5310-00-983-8483	10	23
5310-00-809-8544	10	12	5970-00-986-0379	9	14
5310-00-809-8546	9	3	5961-00-988-1290	10	27
5310-00-811-6419	9	6	5305-00-989-6265	7	6
5961-00-821-8976	9	19	5965-00-999-4334	4	4
5910-00-825-7342	3	1			

PART NUMBER	FIG. FSCM	ITEM NO.	PART NUMBER	FIG. FSCM	ITEM NO.
AM2060AGRC	80058	1 1	MS35337-42	96906	2 14
AN960PD8L	88044	2 9	MS35337-43	96906	6 4
AN9604	88044	10 15	MS35337-43	96906	9 4
CK62AX222K	81349	3 1	MS35338-40	96906	10 16
CL65BJ600KPE	81349	10 2	MS35649-42	96906	10 14
CL65BJ820KPE	81349	5 3	MS35649-62	96906	3 8
CX4655GRC	80058	1 2	MS91525-1	96906	4 11
MS21042-04	96906	9 6	NAS13974	80205	2 3
MS21042-06	96906	10 21	NAS13974	80205	10 20
MS21042-08	96906	9 11	RC20GF103J	81349	10 1
MS21042-08	96906	10 10	RC20GF151J	81349	10 9
MS25081-1	96906	3 4	RC20GF223J	81349	10 8
MS25223-16	96906	9 7	RC20GF390J	81349	10 25
MS27183-3	96906	9 17	RC20GF562J	81349	10 17
MS27183-4	96906	9 8	RC32GF330J	81349	10 3
MS27183-5	96906	10 23	RC32GF4R7J	81349	10 29
MS27183-6	96906	3 9	RC32GF470J	81349	10 26
MS27183-7	96906	2 5	RC42GF102J	81349	10 5
MS27183-7	96906	2 13	RC42GF105J	81349	10 4
MS27183-7	96906	9 13	RC42GF200J	81349	10 7
MS27183-7	96906	10 12	RC42GF271J	81349	10 28
MS27183-8	96906	9 3	RV4LAYSAS500A	81349	9 1
MS35058-23	96906	4 9	RW20V650	81349	9 10
MS35223-18	96906	9 16	RW31V6R2	81349	9 20
MS35223-31	96906	4 5	SMB109142	80063	4 8
MS35223-32	96906	1 5	SMB447392	80063	7 2
MS35223-41	96906	2 7	SMB454823	80063	4 4
MS35223-43	96906	2 4	SMB454843	80063	9 14
MS35223-43	96906	2 12	SMB454844	80063	10 24
MS35223-48	96906	9 12	SMB454847-58	80063	6 2
MS35223-49	96906	10 11	SMB454849	80063	9 22
MS35223-54	96906	9 21	SMB454855	80063	4 1
MS35233-26	96906	3 2	SMB454856	80063	9 15
MS35233-30	96906	10 22	SMB454857	80063	2 15
MS35333-71	96906	3 3	SMB454875-5	80063	7 6
MS35337-41	96906	3 10	SMB454875-6	80063	4 2
MS35337-42	96906	2 6	SMB454875-7	80063	7 4
MS35337-42	96906	2 8	SMB454875-8	80063	1 6

PART NUMBER	FIG. FSCM NO.	ITEM NO.	PART NUMBER	FIG. FSCM NO.	ITEM NO.
SMB454876-2	80063 4	6	SMC454828	80063 9	9
SMB454876-2	80063 7	1	SMC454833	80063 10	18
SMB454876-4	80063 7	7	SMC454861	80063 8	1
SMB454876-5	80063 7	8	SMC454866	80063 8	2
SMB454876-6	80063 8	3	SMC454871	80063 6	6
SMB454876-7	80063 4	7	SMD454805	80063 2	2
SMB454876-7	80063 7	3	SMD454812	80063 4	3
SMB454877	80063 2	10	SMD454813	80063 7	9
SMB454878-1	80063 9	2	SMD454814	80063 4	10
SMB454881	80063 7	5	SMD454826	80063 2	1
SMB454887	80063 1	4	SMD454841	80063 10	13
SMB454888	80063 6	5	SMD454842	80063 2	16
SMB454893	80063 3	6	SMD454862	80063 3	7
SMB454894	80063 3	5	SMD454864	80063 6	1
SMC146776	80063 5	2	SMD454865	80063 1	7
SMC146777	80063 2	17	SMD454869	80063 1	3
SMC447566	80063 10	19	SMD454878-2	80063 6	3
SMC447928	80063 2	11	USA2N1481	81349 10	27
SMC454807	80063 2	18	USA2N1489	81349 9	18
SMC454808	80063 5	1	USA2N297A	81349 9	19
SMC454818	80063 8	14	USN1N3016B	81349 10	6
SMC454827	80063 9	5			

LATEST NATIONAL STOCK NUMBER ASSIGNMENT

STOCK NUMBER	FIGURE NO.	ITEM NO.
5910-00-005-3184	5	3
5910-00-892-7728	10	2

LATEST PART NUMBER ASSIGNMENT

PART NUMBER	FSCM NO.	NO.
1N4720	80131 5	4

ADDITIONAL LATEST NATIONAL STOCK NUMBER ASSIGNMENT

STOCK NUMBER	FIGURE NO.	ITEM NO.
5961-00-904-2019	5	4

\*U.S. GOVERNMENT PRINTING OFFICE: 1981-765 016/55







# SOMETHING WRONG WITH THIS MANUAL?

THEN... JOT DOWN THE DOPE ABOUT IT ON THIS FORM, TEAR IT OUT, FOLD IT AND DROP IT IN THE MAIL!

FROM: (YOUR UNIT'S COMPLETE ADDRESS)

Commander  
Stateside Army Depot  
ATTN: AMSTA-US  
Stateside, N.J. 07703

DATE 10 July 1975

PUBLICATION NUMBER

TM 11-5840 -340-12

DATE

23 Jan 74

TITLE

Radar Set AN/SPC-76

BE EXACT... PIN-POINT WHERE IT IS

PAGE NO.	PARA-GRAPH	FIGURE NO.	TABLE NO.
----------	------------	------------	-----------

2-25	2-28		
3-10	3-3	3-1	
5-6	5-8		

F03

IN THIS SPACE TELL WHAT IS WRONG AND WHAT SHOULD BE DONE ABOUT IT:

Recommend that the installation antenna alignment procedure be changed throughout to specify a 2° IFF antenna lag rather than 1°.

REASON: Experience has shown that with only a 1° lag, the antenna servo system is too sensitive to wind gusting in excess of 20 knots, and has a tendency to rapidly accelerate and decelerate as it hunts, causing strain to the drive train. Hunting is minimized by adjusting the lag to 2° without degradation of operation.

Item 5, Function column. Change "2 db" to "3db."

REASON: The adjustment procedure for the TRANS POWER FAULT indicator calls for a 3 db (500 watts) adjustment to light the TRANS POWER FAULT indicator.

Add new step f.1 to read, "Replace cover plate removed in step e.1, above."

REASON: To replace the cover plate.

Zone C 3. On J1-2, change "+24 VDC to "+5 VDC."

REASON: This is the output line of the 5 VDC power supply. + 24 VDC is the input voltage.

TYPED NAME, GRADE OR TITLE, AND TELEPHONE NUMBER

SSG I. M. DeSpirito 999-1776

SIGN HERE:

*SSG I. M. DeSpirito*

DA FORM 2028-2 (TEST)

1 AUG 74

P.S.--IF YOUR OUTFIT WANTS TO KNOW ABOUT YOUR MANUAL "FIND" MAKE A CARBON COPY OF THIS AND GIVE IT TO YOUR HEADQUARTERS.

HISA 1686-75

TEAR ALONG DOTTED LINE





# SOMETHING WRONG WITH THIS MANUAL?

THEN... JOT DOWN THE DOPE ABOUT IT ON THIS FORM, TEAR IT OUT, FOLD IT AND DROP IT IN THE MAIL!

FROM: (YOUR UNIT'S COMPLETE ADDRESS)

DATE

PUBLICATION NUMBER

DATE

TITLE

BE EXACT. . . PIN-POINT WHERE IT IS

IN THIS SPACE TELL WHAT IS WRONG AND WHAT SHOULD BE DONE ABOUT IT:

PAGE NO.

PARA-GRAPH

FIGURE NO.

TABLE NO.

TEAR ALONG DOTTED LINE

TYPED NAME, GRADE OR TITLE, AND TELEPHONE NUMBER

SIGN HERE:

FILL IN YOUR  
UNIT'S ADDRESS

DEPARTMENT OF THE ARMY

OFFICIAL BUSINESS  
PENALTY FOR PRIVATE USE \$300

FOLD BACK

POSTAGE AND FEES PAID  
DEPARTMENT OF THE ARMY  
DOD 314



Commander  
US Army Electronics Command  
ATTN: DRSEL-MA-Q  
Fort Monmouth, New Jersey 07703

CUT ALONG DOTTED LINE

FOLD BACK

REVERSE OF DA FORM 2028-2 (TEST)



# SOMETHING WRONG WITH THIS MANUAL?

THEN... JOT DOWN THE DOPE ABOUT IT ON THIS FORM, TEAR IT OUT, FOLD IT AND DROP IT IN THE MAIL!

FROM: (YOUR UNIT'S COMPLETE ADDRESS)

DATE

PUBLICATION NUMBER

DATE

TITLE

BE EXACT... PIN-POINT WHERE IT IS

IN THIS SPACE TELL WHAT IS WRONG AND WHAT SHOULD BE DONE ABOUT IT:

PAGE NO.

PARA-GRAPH

FIGURE NO.

TABLE NO.

TEAR ALONG DOTTED LINE

TYPED NAME, GRADE OR TITLE, AND TELEPHONE NUMBER

SIGN HERE:

FILL IN YOUR  
UNIT'S ADDRESS

DEPARTMENT OF **THE** ARMY

OFFICIAL BUSINESS  
PENALTY FOR PRIVATE USE \$300

FOLD BACK

POSTAGE AND FEES PA I O  
DEPARTMENT OF **THE** ARMY  
DOD 314



Commander  
US Army Electronic<sup>s</sup> Command  
ATTN : DRSEL-MA-Q 07703  
Fort Monmouth, New Jersey

CUT ALONG DOTTED LINE

FOLD 8A CK



FILL IN YOUR  
UNIT'S ADDRESS



FOLD BACK

DEPARTMENT OF THE ARMY

\_\_\_\_\_  
\_\_\_\_\_

OFFICIAL BUSINESS  
PENALTY FOR PRIVATE USE \$300

POSTAGE AND FEES PAID  
DEPARTMENT OF THE ARMY  
DOD 314



Commander  
US Army Electronics Command  
ATTN: DRSEL-MA-Q  
Fort Monmouth, New Jersey 07703

CUT ALONG DOTTED LINE

FOLD BACK



By Order of the Secretary of the Army:

Official:  
PAUL T. SMITH  
*Major General, United States Army*  
*The Adjutant General*

FRED C. WEYAND  
*General, United States Army*  
*Chief of Staff*

DISTRIBUTION:

To be distributed in accordance with DA Form 12-51, Direct and General Support requirements for **AN/VRC-53**, **AN/VRC-64**, **AN/GRC-125**, **AN/GRC-160**.

DEPARTMENT OF THE ARMY  
US ARMY AG PUBLICATIONS CENTER  
1655 WOODSON ROAD  
ST. LOUIS, MISSOURI 63114

OFFICIAL BUSINESS  
PENALTY FOR PRIVATE USE \$300

POSTAGE AND FEES PAID  
DEPARTMENT OF THE ARMY  
DOD 314



TECHNICAL LIBRARY  
US ARMY MAINT MANAGEMENT CENTER

This fine document...

Was brought to you by me:



## [Liberated Manuals -- free army and government manuals](#)

Why do I do it? I am tired of sleazy CD-ROM sellers, who take publicly available information, slap “watermarks” and other junk on it, and sell it. Those masters of search engine manipulation make sure that their sites that sell free information, come up first in search engines. They did not create it... They did not even scan it... Why should they get your money? Why are not letting you give those free manuals to your friends?

I am setting this document FREE. This document was made by the US Government and is NOT protected by Copyright. Feel free to share, republish, sell and so on.

I am not asking you for donations, fees or handouts. If you can, please provide a link to [liberatedmanuals.com](http://liberatedmanuals.com), so that free manuals come up first in search engines:

<A HREF=<http://www.liberatedmanuals.com/>>Free Military and Government Manuals</A>

- Sincerely  
Igor Chudov  
<http://igor.chudov.com/>
- [Chicago Machinery Movers](#)