

TECHNICAL MANUAL

**ORGANIZATIONAL MAINTENANCE REPAIR PARTS AND SPECIAL TOOLS LISTS)
FOR
RECEIVER, RADIO R-392/URR
(NSN 5820-00-503-1250)**

**ORGANIZATIONAL MAINTENANCE REPAIR PARTS AND SPECIAL TOOLS LISTS
FOR
RECEIVER, RADIO R-392/URR
(NSN 5820-00-503-1250)
Current as of 11 March 1977**

REPORTING OF ERRORS

You can improve this manual by recommending improvements using DA Form 2028-2 (Test) located in the back of the manual. Simply tear out the self-addressed form, fill it out as shown on the sample, fold it where shown, and drop it in the mail.

If there are no blank DA Forms 2028-2 (Test) in the back of your manual, use the standard DA Form 2028 (Recommended Changes to Publications and Blank Forms) and forward to the Commander, US Army Electronics Command, ATTN: DRSEWMA-Q, Fort Monmouth, New Jersey 07703.

In either case a reply will be furnished direct to you.

		Page	Illus Figure
Section	I.	Introduction.....	1
	II.	Repair parts list.....	5
Group	00.	Receiver, Radio R-392/URR 5.....	5 1
	01.	Panel and frame.....	6 2-4
	0101.	Amplifier, radio frequency	13 5,6
	0102.	Gear assembly (No parts authorized)	
	0103.	Oscillator, radio frequency, crystal controlled	17 7
	0104.	Amplifier, intermediate frequency	18 8
	0105.	Amplifier, audio frequency	21 9
	0106.	Calibrator, crystal	22 10
	0107.	Oscillator, radio frequency, variable frequency	25 11
	02.	Case assembly (No parts authorized)	
	03.	Mounting MT-836/URR (No parts authorized)	
Section	III.	Special tools list (Not applicable)	
	IV.	National stock number and part number index	26

***This manual supersedes TM 11-5820-334-20P, - March 1972.**

SECTION I INTRODUCTION

1. Scope

This manual lists spares and repair parts; special tools; special test, measurement, and diagnostic equipment (TMDE), and other special support equipment required for performance of organizational maintenance of the R-392/URR. It authorizes the requisitioning and issue of spares and repair parts as indicated by the source and maintenance codes.

2. General

This Repair Parts and Special Tools List is divided into the following sections:

a. Section II. Repair Parts List. A list of spares and repair parts authorized for use in the performance of maintenance. The list also includes parts which must be removed for replacement of the authorized parts. Parts lists are composed of functional groups in numeric sequence, with the parts in each group listed in figure and item number sequence.

b. Section III. Special Tools List. Not applicable.

c. Section IV. National Stock Number and Part Number Index. A list, in National item identification number (NIIN) sequence, of all National stock numbers (NSN) appearing in the listings, followed by a list, in alphabetic sequence, of all part numbers appearing in the listings. National stock numbers and part numbers are cross-referenced to each illustration figure and item number appearance.

3. Explanation of Columns

a. Illustration. This column is divided as follows:

(1) *Figure number.* Indicates the figure number of the illustration on which the item is shown.

(2) *Item number.* The number used to identify item called out in the illustration.

b. Source, Maintenance, and Recoverability (SMR) Codes.

(1) *Source code.* Source codes indicate the manner of acquiring support items for maintenance, repair, or overhaul of end items. Source codes are entered in the first and second positions of the Uniform SMR Code format as follows:

Code Definition

PA-Item procured and stocked for anticipated or known usage.

XD-A support item that is not stocked. When required, item will be procured through normal supply channels.

NOTE

Cannibalization or salvage may be used as a source of supply for any items source coded above except those coded XA and aircraft support items as restricted by AR 700-42.

(2) *Maintenance code.* Maintenance codes are assigned to indicate the levels of maintenance authorized to USE and REPAIR support items. The maintenance codes are entered in the third and fourth positions of the Uniform SMR Code format as follows:

(a) The maintenance code entered in the third position will indicate the lowest maintenance level authorized to remove, replace, and use the support item. The maintenance code entered in the third position will indicate one of the following levels of maintenance:

Code Application/Explanation

O - Support item is removed, replaced, used at the organizational level.

(b) The maintenance code entered in the fourth position indicates whether the item is to be repaired and identifies the lowest maintenance level with the capability to perform complete repair (i.e., all authorized maintenance functions). This position will contain one of the following maintenance codes:

Code Application/Explanation

H - The lowest maintenance level capable of complete repair of the support item is the general support level.

Z - Nonreparable. No repair is authorized.

(3) *Recoverability code.* Recoverability codes are assigned to support items to indicate the disposition action on unserviceable items. The recoverability code is entered in the fifth position of the Uniform SMR Code format as follows:

Recoverability codes Definition

Z - Nonreparable item. When unserviceable, condemn and dispose at the level indicated in position 3.

H - Repairable item. When uneconomically repairable, condemn and dispose at the general support level.

c. National Stock Number. Indicates the National stock number assigned to the item and will be used for requisitioning purposes.

d. Part Number. Indicates the primary number used by the manufacturer (individual, company, firm, corporation, or Government activity), which controls the

design and characteristics of the item by means of its engineering drawings, specifications, standards, and inspection requirements to identify an item or range of items.

NOTE

When a stock numbered item is requisitioned, the repair part received may have a different part number than the part being replaced.

e. Federal Supply Code for Manufacturer (FSCMJ). The FSCMJ is a 5-digit numeric code listed in SB 708-42 which is used to identify the manufacturer, distributor, or Government agency, etc.

f. Description. Indicates the Federal item name and, if required, a minimum description to identify the item.

g. Unit of Measure (U/M). Indicates the standard of the basic quantity of the listed item as used in performing the actual maintenance function. This measure is expressed by a two-character alphabetical abbreviation (e.g., ea. in, pr, etc). When the unit of measure differs from the unit of issue, the lowest unit of issue that will satisfy the required units of measure will be requisitioned.

h. Quantity Incorporated in Unit. Indicates the quantity of the item used in the breakout shown on the illustration figure, which is prepared for a functional group, subfunctional group, or an assembly.

4. Special Information

a. The following publications pertain to the R392/URR and its components:

TM 11-5820-334-10, Radio Receiver R-392/URR

TM 11-5820-334-20, Radio Receiver R-392/URR

b. The illustrations in this manual are identical to those published in TM 11-5820-344-34P. Only those parts assigned the third position SMR maintenance code "C" or "O", are listed in the tabular listing; therefore, there may be a break in the item number sequence. Only illustrations containing organizational authorized items appear in this manual.

5. How to Locate Repair Parts

a. When National stock number or part number is unknown.

(1) *First.* Using the table of contents, determine the functional group within which the item belongs. This is necessary since illustrations are prepared for functional groups and listings are divided into the same groups.

(2) *Second.* Find the illustration covering the functional group to which the item belongs.

(3) *Third.* Identify the item on the illustration and note the illustration figure and item number of the item.

(4) *Fourth.* Using the Repair Parts Listing, find the figure and item number noted on the illustration.

b. When National stock number or part number is known.

(1) *First.* Using the Index of National Stock Numbers and Part Numbers, find the pertinent National stock number or part number. This index is in NIIN sequence followed by a list of part numbers in alphabetic sequence, cross-referenced to the illustration figure number and item number.

(2) *Second.* After finding the figure and item number, locate the figure and item number in the repair parts list.

6. Abbreviations

Not applicable.

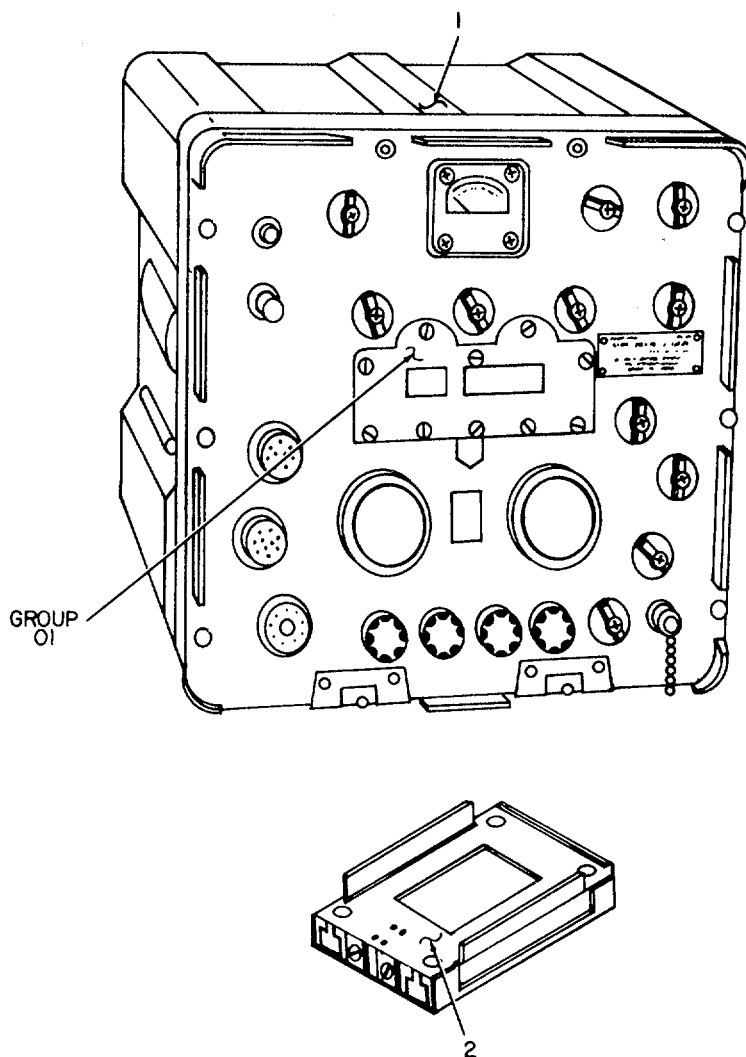


Figure 1. Receiver, Radio R-392/URR.

SECTION II

TM 11-5820-334-20P

(1)		(2)	(3)	(4)	(5)	(6)	(7)	(8)
ILLUSTRATION		SMR CODE	NATIONAL STOCK NUMBER	PART NUMBER	FSCM	DESCRIPTION <i>USABLE ON CODE</i> <i>U/M</i>	UNIT	QTY INC IN
(a) FIG NO.	(b) ITEM NO.							
1	2	PAODD	5820-00396-3195	MT836URR	80058	GROUP 00 RECEIVER,RADIO R-392/URR MOUNTING MT836URR	EA	1

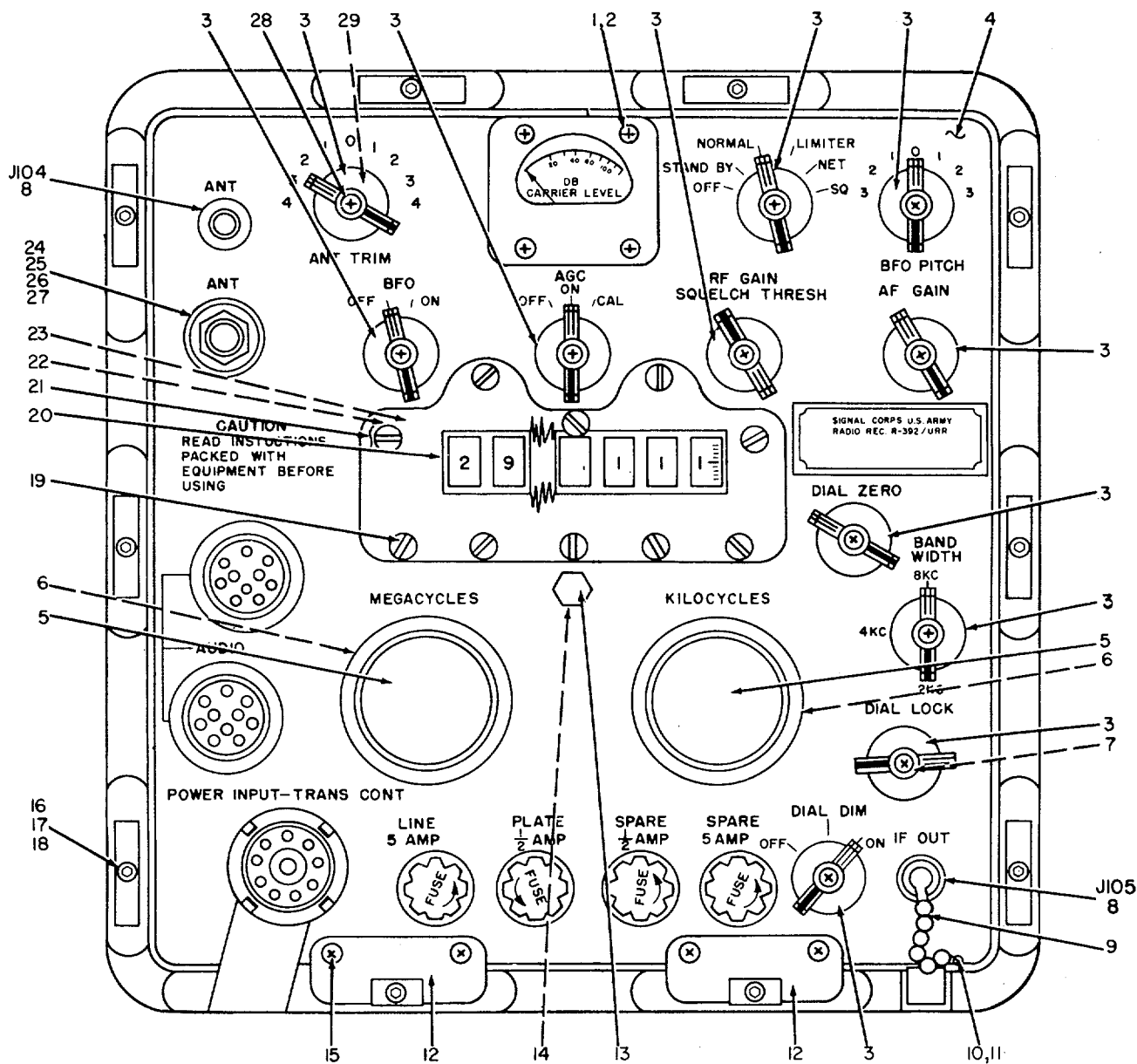


Figure 2. Panel and Frame, Front View.

SECTION II

TM 11-5820-334-20P

(1) ILLUSTRATION		(2)	(3)	(4)	(5)	(6) DESCRIPTION		(7)	(8)
(a) FIG NO.	(b) ITEM NO.	SMR CODE	NATIONAL STOCK NUMBER	PART NUMBER	FSCM	USABLE ON CODE	U/M	UNIT	QTY INC IN
						GROUP 01 PANEL AND FRAME			
2	3	XDOZZ		SCB16552	80063	KNOB		EA	11
2	5	PAOZZ	5355-00-667-9002	SMB144517	80063	KNOB		EA	2

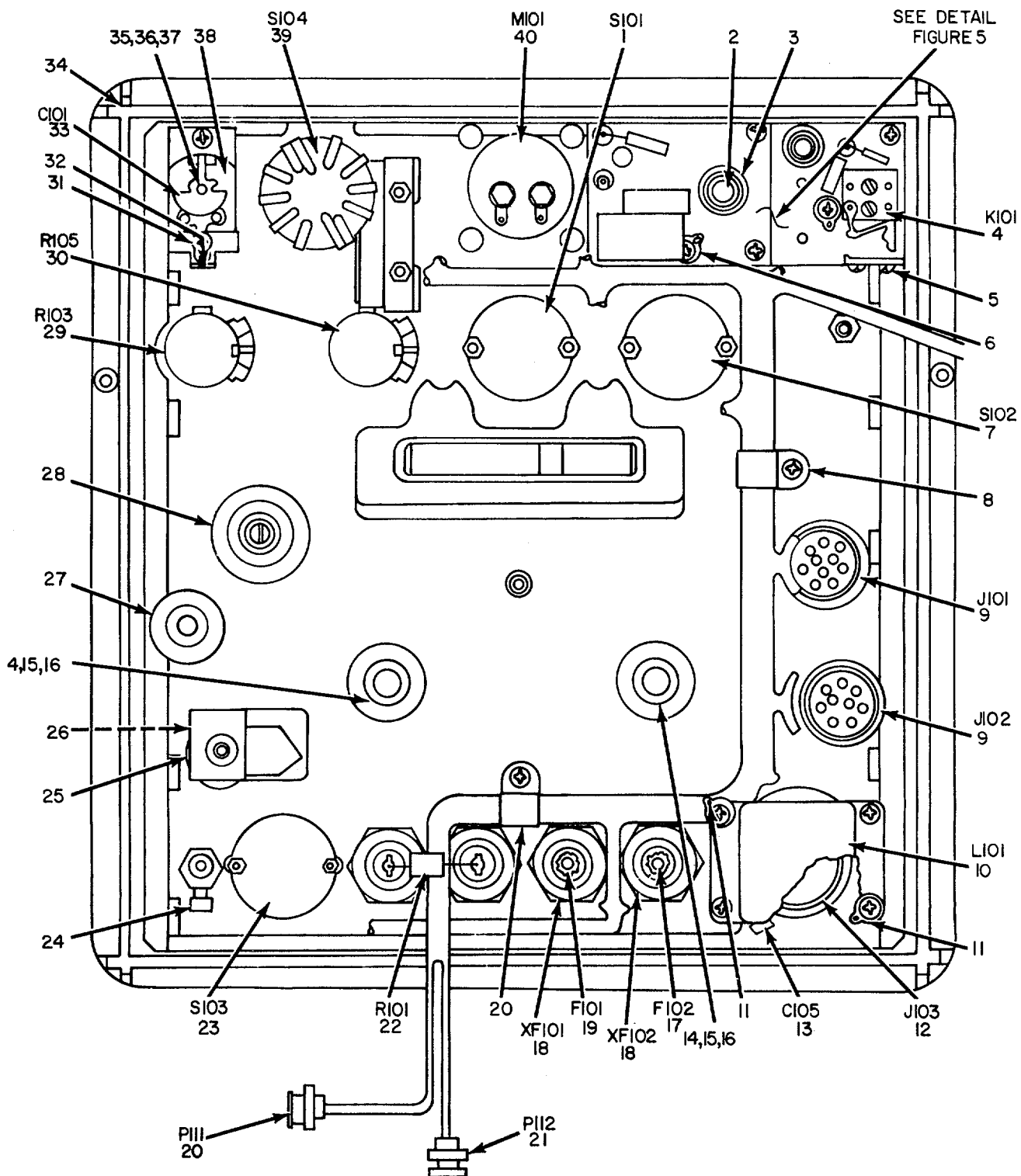


Figure 3. Panel and Frame, Rear View.

SECTION II

TM 11-5820-334-20P

(1)		(2)	(3)	(4)	(5)	(6)		(7)	(8)
ILLUSTRATION		SMR CODE	NATIONAL STOCK NUMBER	PART NUMBER	FSCM	DESCRIPTION		UNIT	QTY INC IN
(a) FIG NO.	(b) ITEM NO.					USABLE ON CODE	U/M		
3	17	PAOZZ	5920-00-284-6787	F04A5R00A	81349	FUSE, CARTRIDGE.....		EA	1
3	19	PAOZZ	5920-00-280-8344	F02GR500A	81349	FUSE, CARTRIDGE.....		EA	1

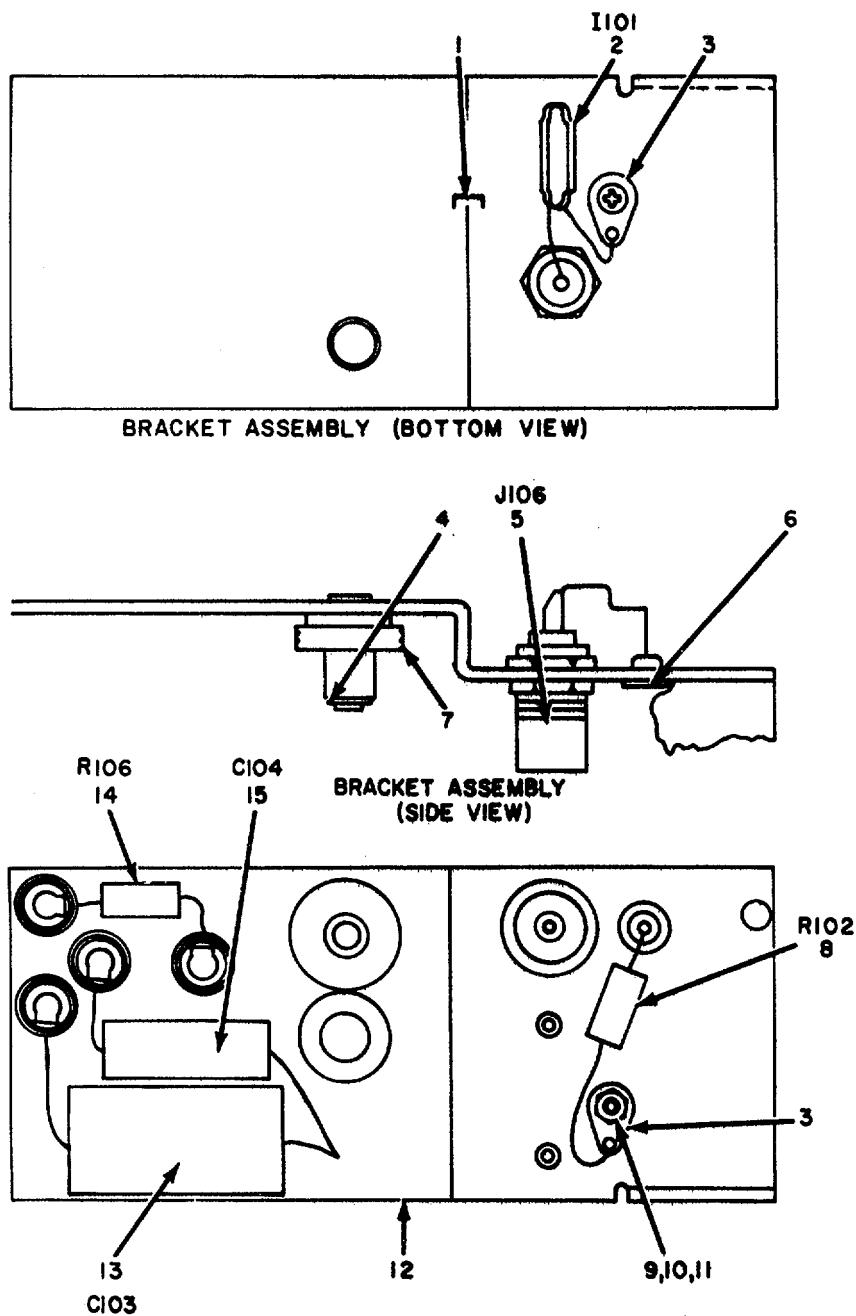


Figure 4. Panel and Frame, Bracket Assembly.

ILLUSTRATION	(1)	(2)	(3)	(4)	(5)	(6)		(7)	(8)		
	(a) FIG NO.	(b) ITEM NO.	SMR CODE	NATIONAL STOCK NUMBER	PART NUMBER	FSCM	DESCRIPTION	USABLE ON CODE	U/M	UNIT	QTY INC IN
4	2	PAOZZ	6240-00-179-1811	VG-11	96906	LAMP,GLOW				EA	1

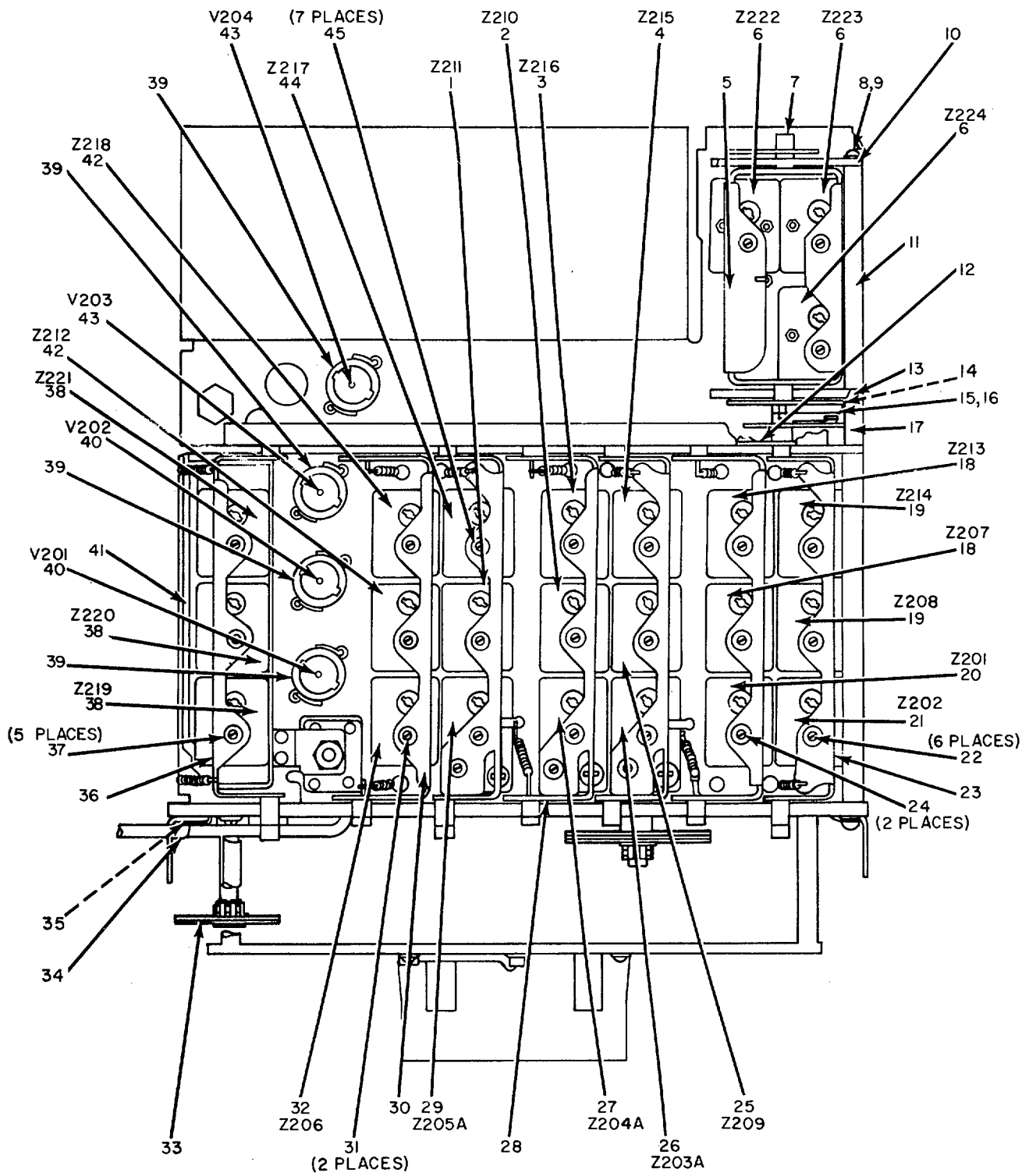


Figure 5. Amplifier, Radio Frequency.

SECTION II

TM 11-5820-334-20P

(1)		(2)	(3)	(4)	(5)	(6)	(7)	(8)
ILLUSTRATION		SMR CODE	NATIONAL STOCK NUMBER	PART NUMBER	FSCM	DESCRIPTION USABLE ON CODE U/M	UNIT	QTY INC IN
(a) FIG NO.	(b) ITEM NO.							
5	39	PAOZZ	5960-00-860-7709	M24251-6-2	81349	GROUP 0101 AMPLIFIER,MOIO FREQUENCY		
5	40	PAOZZ	5960-00-777-3235	26FZ6	49671	SHIELD, ELECTRON TUBE	EA	4
5	43	PAOZZ	5960-00-188-0897	26C6	81349	ELECTRON TUBE	EA	2
						ELECTRON TUBE	EA	2

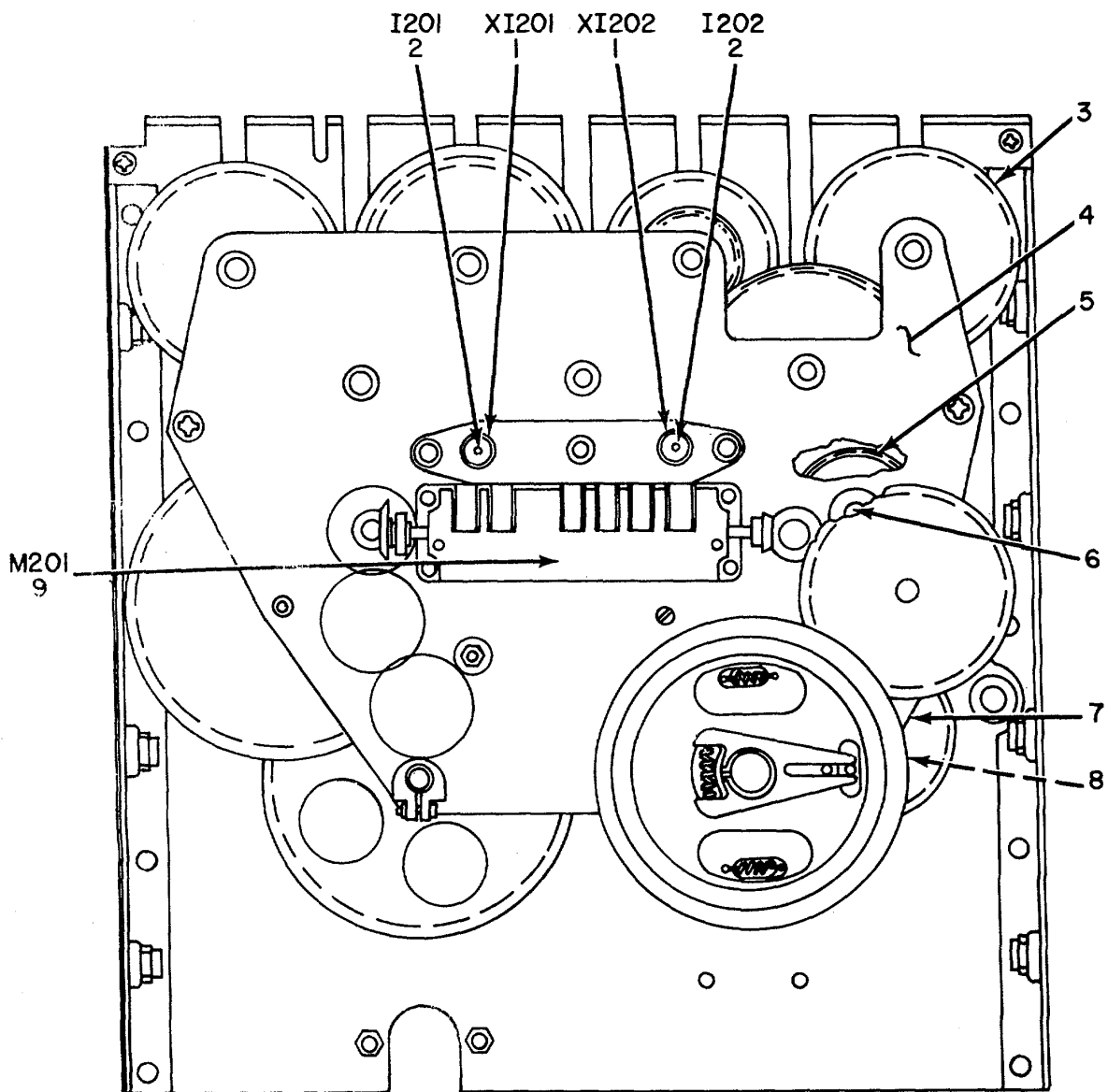
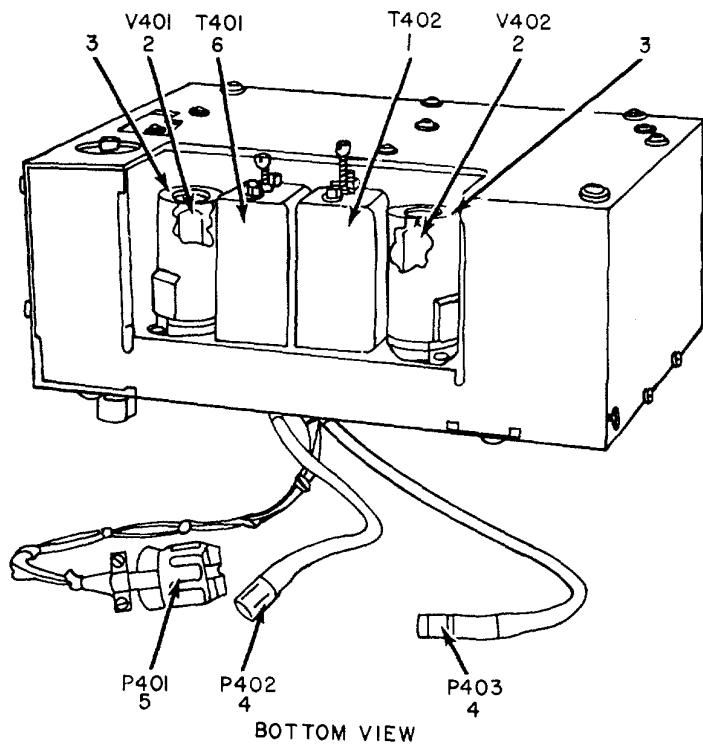


Figure 6. Amplifier, Radio Frequency, Front Panel Rear View.

SECTION II

TM 11-5820-334-20P

(1) ILLUSTRATION		(2)	(3)	(4)	(5)	(6) DESCRIPTION		(7)	(8)
(a) FIG NO.	(b) ITEM NO.	SMR CODE	NATIONAL STOCK NUMBER	PART NUMBER	FSCM	USABLE ON CODE	U/M	UNIT	QTY INC IN
	6PAOZZ	6240-00-155-8714		313	08806	LAMP,INCANDESCENT		EA	2



NOT ILLUSTRATED

REF. DES	ITEM NO.
C405	18
C407	19
C409	20
C411	21
C417	19
C419	22
C421	23
C423	24
C425	21
C427	25
C429	26
C431	27
C433	27
C434	28
C445	29
C447	29
C449	30
C451	31
C453	32
C455	21
C456	20

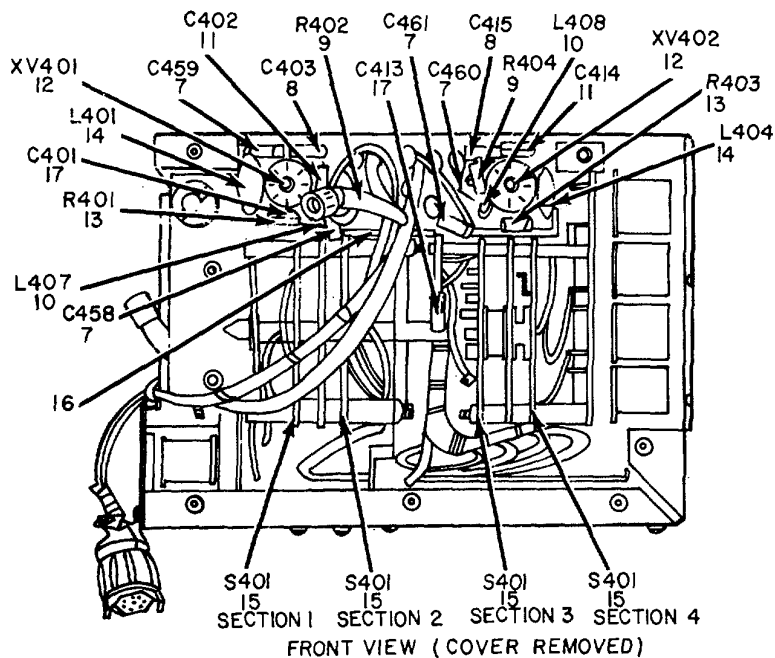


Figure 7. Oscillator, Radio Frequency, Crystal Controlled.

SECTION II

TM 11-5820-334-20P

(1)		(2)	(3)	(4)	(5)	(6)	(7)	(8)
ILLUSTRATION		SMR CODE	NATIONAL STOCK NUMBER	PART NUMBER	FSCM	DESCRIPTION USABLE ON CODE U/M	UNIT	QTY INC IN
(a) FIG NO.	(b) ITEM NO.							
7	2	PAOZZ	5960-00-188-3553	6AJ5	81349	GROUP 0103 OSCILLATOR,RADIO FREQUENCY, CRYSTAL CONTROLLED	EA	2
7	3	XDOZZ		SMC143429-1	180063	ELECTRON TUBE SHIELD,ELECTRON TUBE	EA	2

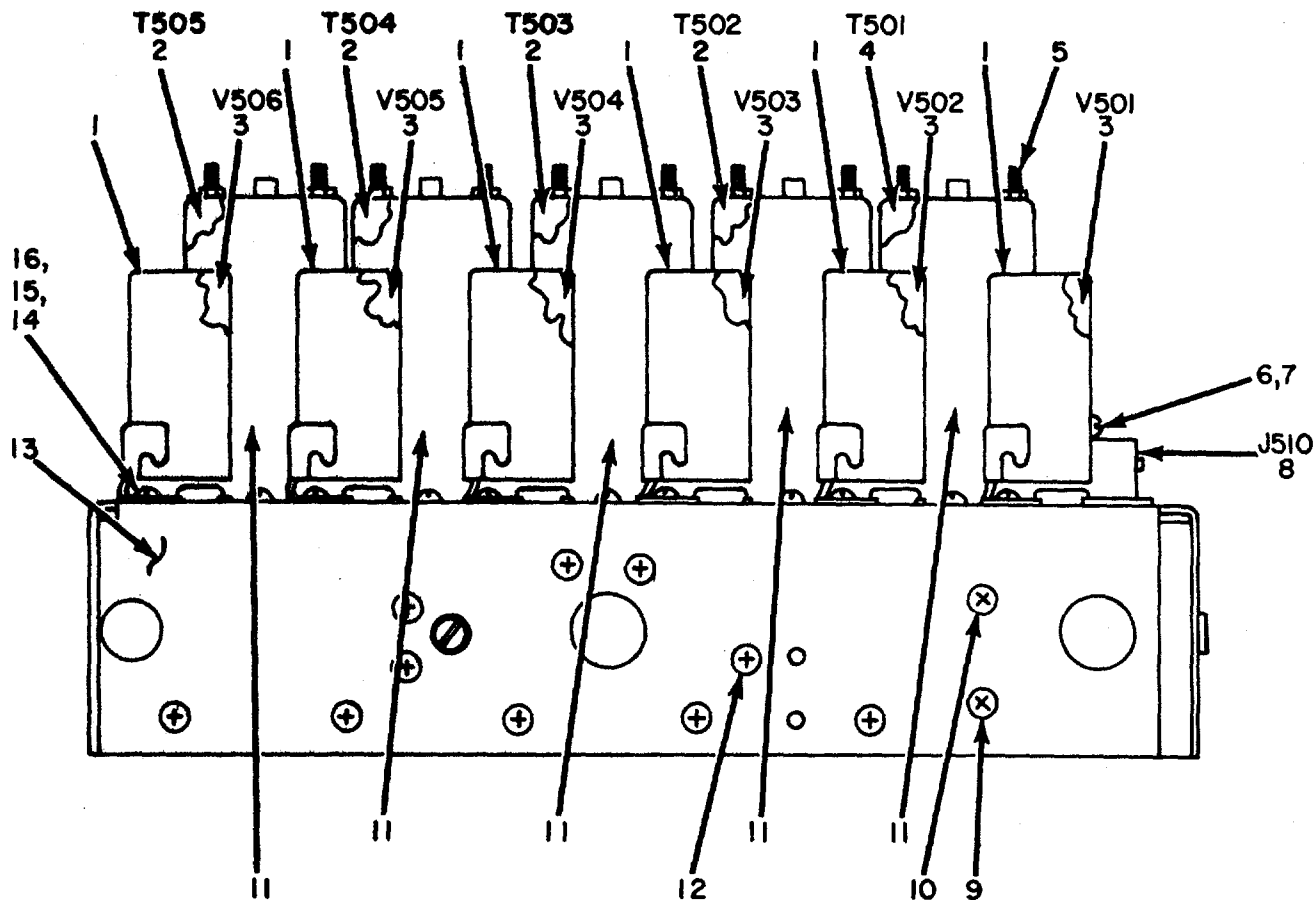


Figure 8. Amplifier, Intermediate Frequency.

SECTION II

TM 11-5820-334-20P

(1) ILLUSTRATION		(2)	(3)	(4)	(5)	(6)	(7)	(8)
(a) FIG NO.	(b) ITEM NO.	SMR CODE	NATIONAL STOCK NUMBER	PART NUMBER	FSCM	DESCRIPTION USABLE ON CODE U/M	UNIT	QTY INC IN
8 8	1 3	PAOZZ PAOZZ	5960-00-860-7709 5960-00-188-0827	M244251-6-2 26A6	81349 81349	GROUP 0104 AMPLIFIER, INTERMEDIATE FREQUENCY SHIELD, ELECTRON TUBE ELECTRON TUBE	EA EA	6 6

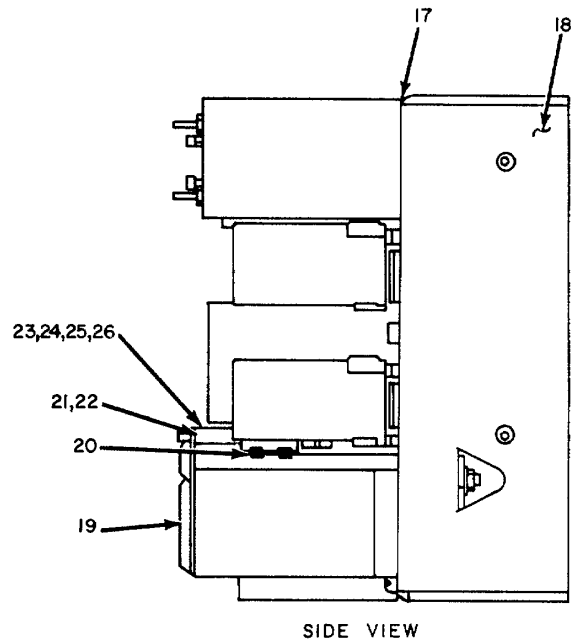
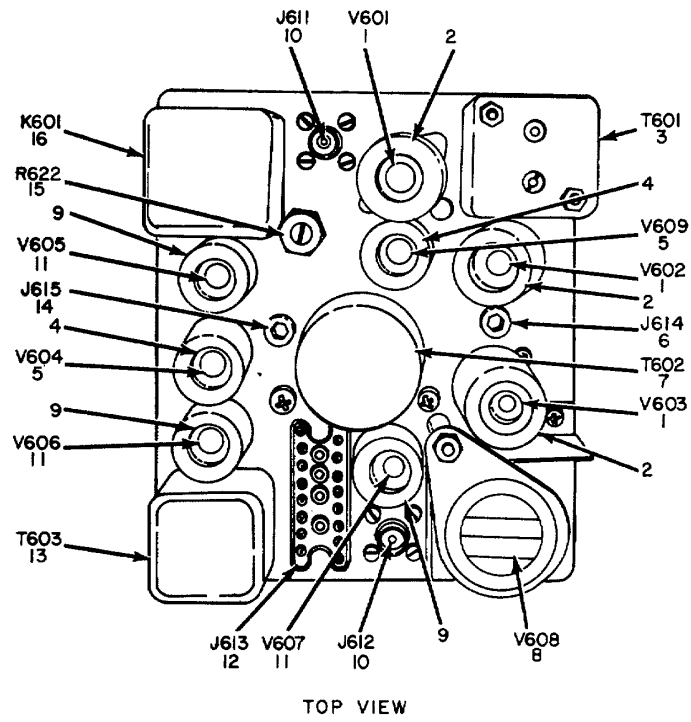


Figure 9. Amplifier, Audio Frequency.

SECTION II

TM 11-5820-334-20P

(1)		(2)	(3)	(4)	(5)	(6)	(7)	(8)
ILLUSTRATION		SMR CODE	NATIONAL STOCK NUMBER	PART NUMBER	FSCM	DESCRIPTION USABLE ON CODE U/M	UNIT	QTY INC IN
(a) FIG NO.	(b) ITEM NO.							
						GROUP 0105 AMPLIFIER,AUDIO FREQUENCY		
9	1	PAOZZ	5960-00-166-7663	12AU7	81349	ELECTRON TUBE.....	EA	3
9	2	PAOZZ	5960-00-860-7710	M24251-6-5	81349	SHIELD,ELECTRON TUBE.....	EA	3
9	4	PAOZZ	5960-00-860-7709	M24251-6-2	81349	SHIELD,ELECTRON TUBE.....	EA	2
9	5	PAOZZ	5960-00-188-0827	26A6	81349	ELECTRON TUBE.....	EA	2
9	8	PAOZZ	5960-00-100-7111	26A76T	81349	ELECTRON TUBE OR.....	EA	1
9	8	PAOHH	5820-00-448-6763	SMC356720	80063	AUDIO MODULE ASSEMBLY.....	EA	1
9	9	XDOZZ	SMC143429-1	80063	SHIELD	ELECTRON TUBE.....	EA	3
9	11	PAOZZ	5960-00-188-3553	6AJ5	81349	ELECTRON TUBE.....	EA	1

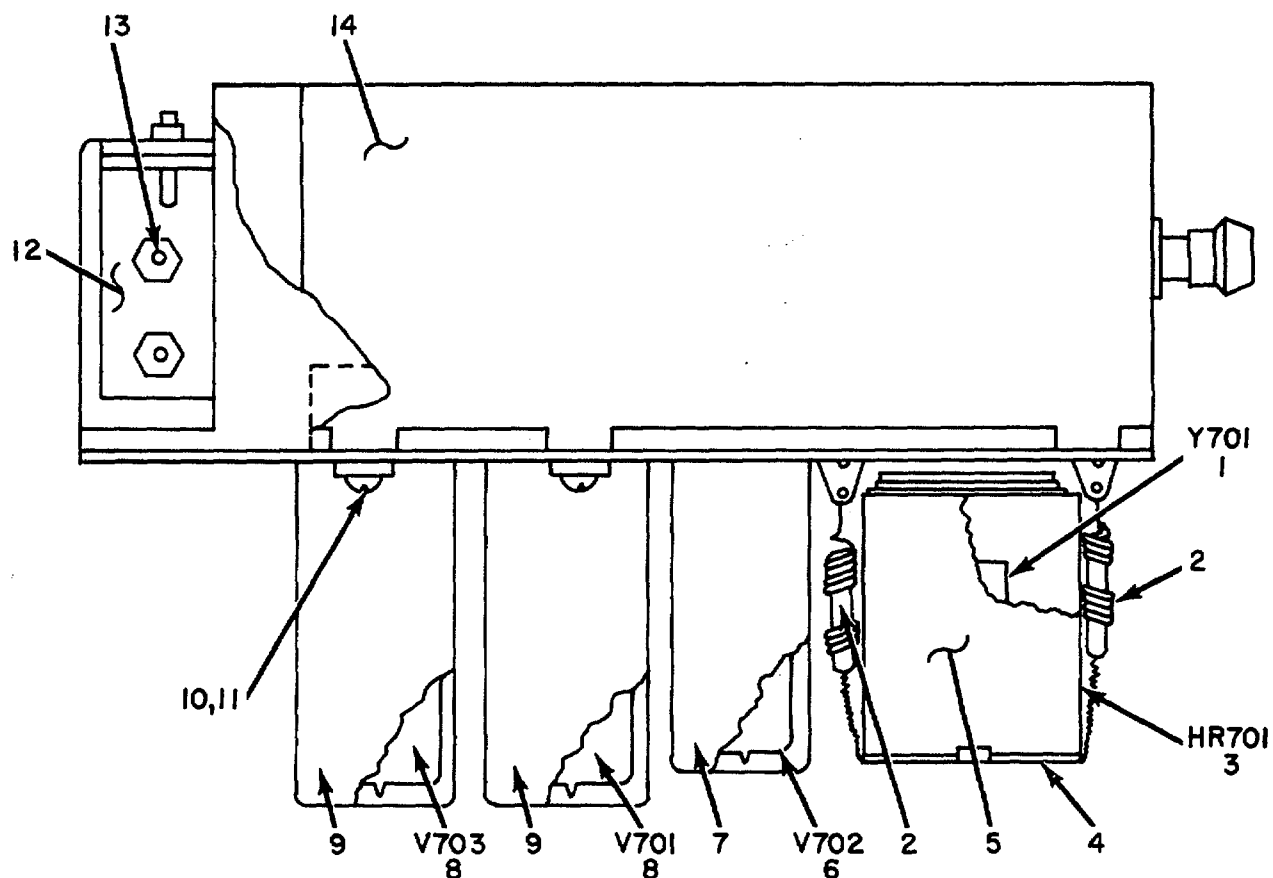


Figure 10. Calibrator, Crystal.

SECTION II

TM 11-5820-334-20P

(1) ILLUSTRATION		(2)	(3)	(4)	(5)	(6)	(7)	(8)
(a) FIG NO.	(b) ITEM NO.	SMR CODE	NATIONAL STOCK NUMBER	PART NUMBER	FSCM	DESCRIPTION USABLE ON CODE U/M	UNIT	QTY INC IN
						GROUP 0106 CALIBRATOR,CRYSTAL		
10	6	PAOZZ	5960-00-188-0827	26A6	81349	ELECTRON TUBE	EA	1
10	7	PAOZZ	5960-00-860-7709	M24251-6-2	81349	SHIELD,ELECTRON TUBE	EA	1
10	8	PAOZZ	5960-00-166-7663	12AU7	81349	ELECTRON TUBE	EA	2
10	9	PAOZZ	5960-00-860-7710	M24251-6-5	81349	SHIELD, ELECTRON TUBE	EA	2

SECTION II

TM 11-5820-334-20P

(1)		(2)	(3)	(4)	(5)	(6)	(7)	(8)
ILLUSTRATION		SMR CODE	NATIONAL STOCK NUMBER	PART NUMBER	FSCM	DESCRIPTION USABLE ON CODE U/M	UNIT	QTY INC IN
(a) FIG NO.	(b) ITEM NO.							
11	9	PAOZZ	5960-00-188-0987	26D6	81349	GROUP 0107 OSCILLATOR,RADIO FREQUENCY, VARIABLE FREQUENCY	EA	1
11	12	PAOZZ	5960-00-860-7709	M24251-6-2	81349	ELECTRON TUBE..... SHIELD,ELECTRON TUBE	EA	1

NOTE: LATEST NATIONAL STOCK NUMBER ASSIGNMENTS ARE INCLUDED AT END OF INDEX

STOCK NUMBER	FIGURE NO.	ITEM NO.	STOCK NUMBER	FIGURE NO.	ITEM NO.
5960-00-100-7111	9	8	5960-00-280-4018	1	2
6240-00-155-8714	6	2	5920-00-280-8344	1	5
5960-00-166-7663	9	1	5920-00-280-8344	3	19
5960-00-166-7663	10	8	5920-00-284-6787	1	4
6240-00-179-1811	4	2	5920-00-284-6787	3	17
			5820-00-448-6763	9	8
5960-00-188-0827	8	3	5355-00-667-9002	2	5
5960-00-188-0827	9	5	5960-00-777-3235	1	9
5960-00-188-0827	10	6	5960-00-777-3235	5	40
			5960-00-860-7709	5	39
5960-00-188-0897	5	43	5960-00-860-7709	8	4
5960-00-188-0987	11	9	5960-00-860-7709	10	7
			5960-00-860-7709	11	12
5960-00-188-3553	7	2	5960-00-860-7710	9	2
5960-00-188-3553	9	11	5960-00-860-7710	10	9

PART NUMBER	FSCM	FIG. NO.	ITEM NO.	PART NUMBER	FSCM	FIG. NO.	ITEM NO.
				12AU7	81349	9	1
F02GR500A	81349	3	19	12AU7	81349	10	8
F04ASR00A	81349	3	17	26A6	81349	8	3
M24251-6-2	81349	5	39	26A6	81349	9	5
M24251-6-2	81349	8	1	26A6	81349	10	6
M24251-6-2	81349	9	4	26A7GT	81349	9	8
M24251-6-2	81349	10	7				
M24251-6-2	81349	11	12	26C6	81349	5	43
M24251-6-S	81349	9	2				
M24251-6-5	81349	10	9	26D6	81349	11	9
SCB16552	80063	2	3				
SMB144517	80063	2	5	26FZ6	49671	5	40
SMC143429-1	80063	7	3	313	08806	6	2
SMC143429-1	80063	9	9				
SMC356720	80063	9	8	6AJ5	81349	7	2
VG-II	96906	4		6AJ5	81349	9	11

LATEST NATIONAL STOCK NUMBER ASSIGNMENTS

STOCK NUMBER	FIGURE NO.	ITEM NO.
5820-00-396-3195	1	2

LATEST PART NUMBER ASSIGNMENTS

PART NUMBER	FSCM	FIG. NO.	ITEM NO.
MTB36URR	80058	1	2

By Order of the Secretary of the Army:

BERNABD W. ROGERS
General, United States Army
Chief of Staff

Official:
PAUL T. SMITH
Major General, United States Army
The Adjutant General

Distribution:

To be distributed in accordance with DA Form 12-61, Organizational Maintenance requirements for R-3921URR.

RECOMMENDED CHANGES TO EQUIPMENT TECHNICAL PUBLICATIONS



THEN...JOT DOWN THE DOPE ABOUT IT ON THIS FORM. CAREFULLY TEAR IT OUT, FOLD IT AND DROP IT IN THE MAIL.

SOMETHING WRONG WITH PUBLICATION

FROM: (PRINT YOUR UNIT'S COMPLETE ADDRESS)

DATE SENT

PUBLICATION NUMBER	PUBLICATION DATE	PUBLICATION TITLE
--------------------	------------------	-------------------

BE EXACT PIN-POINT WHERE IT IS				IN THIS SPACE, TELL WHAT IS WRONG AND WHAT SHOULD BE DONE ABOUT IT.
PAGE NO.	PARA-GRAPH	FIGURE NO.	TABLE NO.	

TEAR ALONG PERFORATED LINE

PRINTED NAME, GRADE OR TITLE AND TELEPHONE NUMBER	SIGN HERE
---	-----------

DA FORM 1 JUL 79 2028-2

PREVIOUS EDITIONS ARE OBSOLETE.

P.S.--IF YOUR OUTFIT WANTS TO KNOW ABOUT YOUR RECOMMENDATION MAKE A CARBON COPY OF THIS AND GIVE IT TO YOUR HEADQUARTERS.

This fine document...

Was brought to you by me:



[Liberated Manuals -- free army and government manuals](#)

Why do I do it? I am tired of sleazy CD-ROM sellers, who take publicly available information, slap “watermarks” and other junk on it, and sell it. Those masters of search engine manipulation make sure that their sites that sell free information, come up first in search engines. They did not create it... They did not even scan it... Why should they get your money? Why are not letting you give those free manuals to your friends?

I am setting this document FREE. This document was made by the US Government and is NOT protected by Copyright. Feel free to share, republish, sell and so on.

I am not asking you for donations, fees or handouts. If you can, please provide a link to liberatedmanuals.com, so that free manuals come up first in search engines:

<A HREF=<http://www.liberatedmanuals.com/>>Free Military and Government Manuals

- Sincerely
Igor Chudov
<http://igor.chudov.com/>
- [Chicago Machinery Movers](#)