

TM 11-5815-338-40P

TECHNICAL MANUAL

**GENERAL SUPPORT MAINTENANCE REPAIR PARTS AND SPECIAL TOOLS LISTS
(INCLUDING DEPOT MAINTENANCE REPAIR PARTS AND SPECIAL TOOLS)**

FOR

**DEVICE, LOW LEVEL SIGNALING TT-523A/GGC
(NSN 5815-00-999-3048)**

**HEADQUARTERS, DEPARTMENT OF THE ARMY
SEPTEMBER 1977**

TECHNICAL MANUAL }
NO. 11-5815-338-40P }

HEADQUARTERS
DEPARTMENT OF THE ARMY
WASHINGTON, DC, 16 September 1977

GENERAL SUPPORT MAINTENANCE REPAIR PARTS AND SPECIAL TOOLS LISTS
(INCLUDING DEPOT MAINTENANCE REPAIR PARTS AND SPECIAL TOOLS)
FOR
DEVICE, LOW LEVEL SIGNALING (TT-523A/GGC
(NSN 5815-00-999-3048)

Current as of 8 July 1977

REPORTING OF ERRORS

You can improve this manual by recommending improvements using DA Form 2028-2 (Test) located in the back of the manual. Simply tear out the self-addressed form, fill it out as shown on the sample, fold it where shown, and drop it in the mail.

If there are no blank DA Form 2028-2 (Test) in the back of your manual, use the standard DA Form 2028 (Recommended Changes to Publications and Blank Forms) and forward to the Commander, US Army Electronics Command, ATTN: DRSEL-MA-Q, Fort Monmouth, NJ 07703.

In either case a reply will be furnished direct to you.

Table of Contents

	Page	Illus Figure
SECTION I. Introduction	1	
II. Repair parts list	5	
Group 00 Device, Low Level Signaling TT-523A/GGC	5	1,2
01 Electronic component assembly (A1)	9	3
SECTION III. Special tools list (Not applicable)		
IV. National stock number and part number index	10	

*This manual supersedes so much of TM 11-5815-338-15, 23 October 1967, including Change 1, 22 July 1969, as pertains to repair parts and special tools list for the TT-523A/GGC.

SECTION I

INTRODUCTION

1. Scope

This manual lists spares and repair parts; special tools; special test, measurement, and diagnostic equipment (TMDE), and other special support equipment required for performance of general support maintenance of the TT-523A/GGC. It authorizes the requisitioning and issue of spares and repair parts as indicated by the source and maintenance codes.

2. General

This Repair Parts and Special Tools List is divided into the following sections:

a. Section II. Repair Parts Lists. A list of spares and repair parts authorized for use in the performance of maintenance. The list also includes parts which must be removed for replacement of the authorized parts. Parts lists are composed of functional groups in numeric sequence, with the parts in each group listed in figure and item number sequence.

b. Section III. Special Tools List. Not applicable.

c. Section IV. National Stock Number and Part Number Index. A list, in National item identification number (NIIN) sequence, of all National stock numbers (NSN) appearing in the listings, followed by a list, in alphameric sequence, of all part numbers appearing in the listings. National stock numbers and part numbers are cross-referenced to each illustration figure and item number appearance.

3. Explanation of Columns

a. Illustration. This column is divided as follows:

(1) *Figure number.* Indicates the figure number of the illustration on which the item is shown.

(2) *Item number.* The number used to identify item called out in the illustration.

b. Source, Maintenance, and Recoverability (SMR) Codes.

(1) *Source code.* Source codes indicate the manner of acquiring support items for maintenance, repair, or overhaul of end items. Source codes are entered in the first and second positions of the Uniform SMR Code format as follows:

<i>Code</i>	<i>Definition</i>
PA	Item procured and stocked for anticipated or known usage.
XD	A support item that is not stocked. When required, item will be procured through normal supply channels.

NOTE

Cannibalization or salvage maybe used as a source of supply for any items source coded above except those coded XA and aircraft support items as restricted by AR 700-42.

(2) *Maintenance code.* Maintenance codes are assigned to indicate the levels of maintenance authorized to USE and REPAIR support items. The maintenance codes are entered in the third and fourth positions of the Uniform SMR Code format as follows:

(a) The maintenance code entered in the third position will indicate the lowest maintenance level authorized to remove, replace, and use the support item. The maintenance code entered in the third position will indicate one of the following levels of maintenance:

<i>Code</i>	<i>Application/Explanation</i>
H	Support item is removed, replaced, used at the general support level.

(b) The maintenance code entered in the fourth position indicates whether the item is to be repaired and identifies the lowest maintenance level with the capability to perform complete repair (i.e., all authorized maintenance functions). This position will contain one of the following maintenance codes:

<i>Code</i>	<i>Application/Explanation</i>
H	The lowest maintenance level capable of complete repair of the support item is the general support level.

Z — Nonreparable. No repair is authorized.

(3) *Recoverability code.* Recoverability codes are assigned to support items to indicate the disposition action on unserviceable items. The recoverability code is entered in the fifth position of the Uniform SMR Code format as follows:

<i>Recoverability codes</i>	<i>Definition</i>
Z	Nonreparable item. When unserviceable, condemn and dispose at the level indicated in position 3.
H	Reparable item. When uneconomically reparable, condemn and dispose at the general support level.

c. National Stock Number. Indicates the National stock number assigned to the item and will be used for requisitioning purposes.

d. Part Number. Indicates the primary number used by the manufacturer (individual, company, firm, cor-

poration, or Government activity), which controls the design and characteristics of the item by means of its engineering drawings, specifications, standards, and inspection requirements to identify an item or range of items.

NOTE

When a stock numbered item is requisitioned, the repair part received may have a different part number than the part being replaced.

e. Federal Supply Code for Manufacturer (FSCM). The FSCM is a 5-digit numeric code listed in SB 708-42 which is used to identify the manufacturer, distributor, or Government agency, etc.

f. Description. Indicates the Federal item name and, if required, a minimum description to identify the item.

g. Unit of Measure (U/M). Indicates the standard of the basic quantity of the listed item as used in performing the actual maintenance function. This measure is expressed by a two-character alphabetical abbreviation (e.g., ea, in, pr, etc). When the unit of measure differs from the unit of issue, the lowest unit of issue that will satisfy the required units of measure will be requisitioned.

h. Quantity Incorporated in Unit. Indicates the quantity of the item used in the breakout shown on the illustration figure, which is prepared for a functional group, subfunctional group, or an assembly.

4. Special Information

The following publication pertains to the TT-

523A/GGC and its components:

TM 11-5815-338-15, Device, Low Level Signaling
TT-523/GGC and TT-523A/GGC

5. How to Locate Repair Parts

a. When National stock number or part number is unknown.

(1) *First.* Using the table of contents, determine the functional group within which the item belongs. This is necessary since illustrations are prepared for functional groups and listings are divided into the same groups.

(2) *Second.* Find the illustration covering the functional group to which the item belongs.

(3) *Third.* Identify the item on the illustration and note the illustration figure and item number of the item.

(4) *Fourth.* Using the Repair Parts Listing, find the figure and item number noted on the illustration.

b. When National stock number or part number is known.

(1) *First.* Using the Index of National Stock Numbers and Part Numbers, find the pertinent National stock number or part number. This index is in NIIN sequence followed by a list of part numbers in alphabetic sequence, cross-referenced to the illustration figure number and item number.

(2) *Second.* After finding the figure and item number, locate the figure and item number in the repair parts list.

6. Abbreviations

Not applicable.

(Next printed page is 4.)

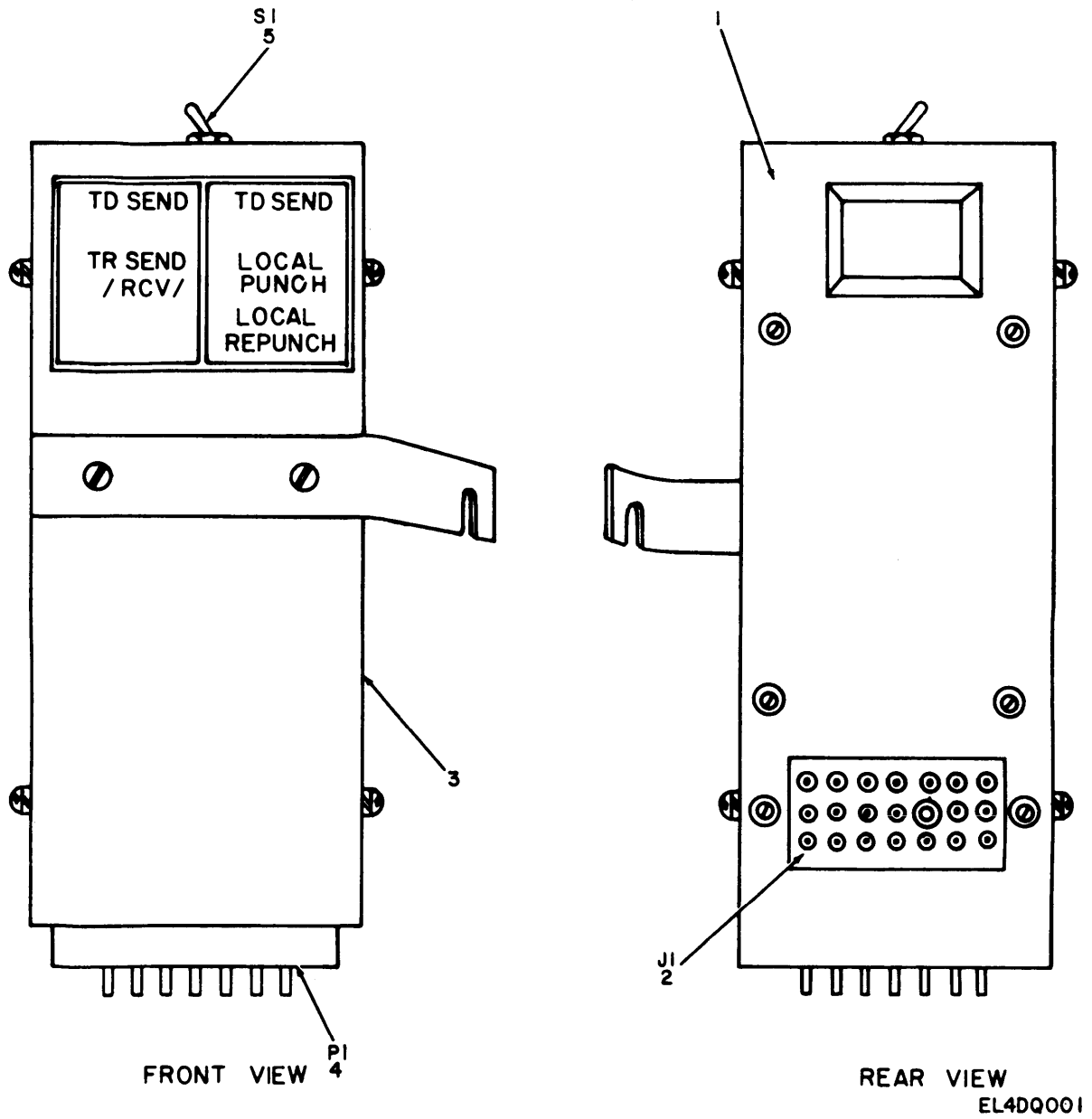


Figure 1. Device, Low Level Signaling TT-523A/GGC.

SECTION II							TM11-5815-338-40P		
(1)	(2)	(3)	(4)	(5)	(6)	(7)	(8)		
ILLUSTRATION		NATIONAL			DESCRIPTION		QTY		
(a)	(b)	STOCK	PART				INC		
FIG	ITEM	NUMBER	NUMBER	FSCM		USABLE ON CODE	IN		
NO.	NO.	CODE	NUMBER			U\M	UNIT		
					GROUP 00 DEVICE,LOW LEVEL SIGNALING TT-523A/GGC				
1	1	XDHZZ		SMD603705	80063 CASE ASSEMBLY	EA	1		
1	2	PAHZZ	5935-00-258-8566	152465	70408 CONNECTOR,RCPT,ELEC	EA	1		
1	3	XDHZZ		SMC603706	80063 COVER ASSEMBLY	EA	1		
1	4	PAHZZ	5935-00-295-3333	54B14515	71785 CONNECTOR,PLUG,ELEC	EA	1		
1	5	PAHZZ	5930-00-581-4560	6AT105T	91929 SWITCH,TOGGLE	EA	1		

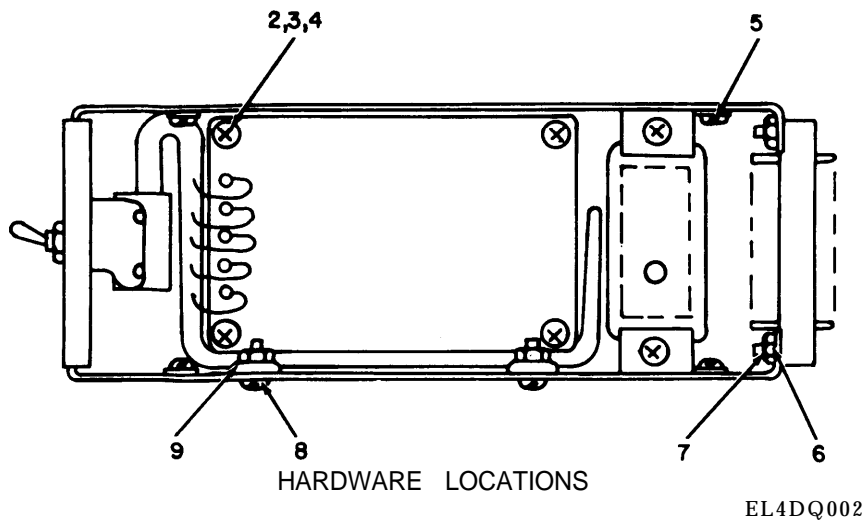
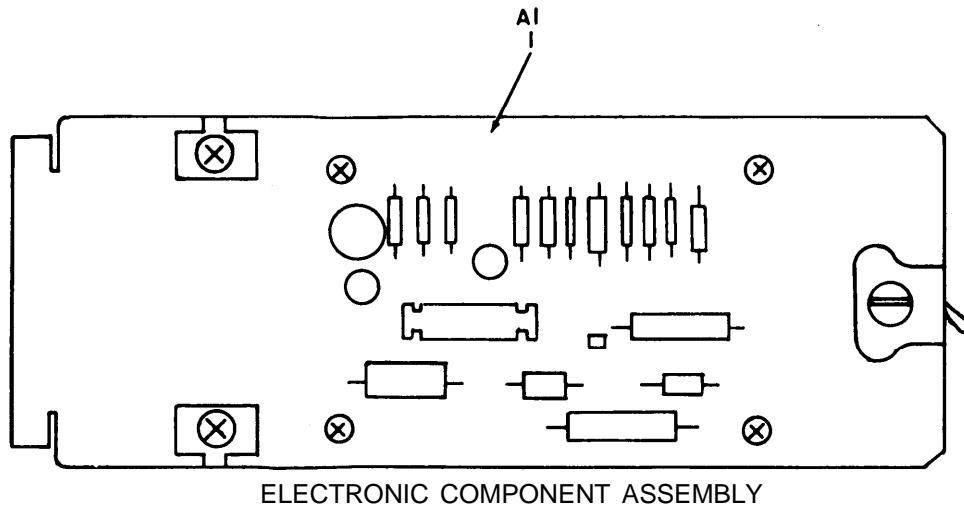


Figure 2. Device, Low Level Signaling TT-523A/GGC, Parts Location.

SECTION II									
(1)	(2)	(3)	(4)	(5)	TM11-5815-338-40P		(7)	(8)	
ILLUSTRATION									
(a)	(b)	NATIONAL		DESCRIPTION					
FIG	ITEM	SMR	STOCK	PART				QTY	
NO.	NO.	CODE	NUMBER	NUMBER	FSCM	USABLE ON CODE	U\M	INC	
								IN	UNIT
2	1	PAHHH	5820-00-879-5122	SMD603700	80063	ELEK CMPNT ASSEMBLY	EA	1	
2	2	PAHZZ	5305-00-054-5650	MS51957-16	96906	SCREW, MACHINE	EA	6	
2	3	PAHZZ	5310-00-595-6211	MS15795-803	96906	WASHER, FLAT	EA	14	
2	4	PAHZZ	5310-00-933-8118	MS35338-135	96906	WASHER, LOCK	EA	14	
2	5	PAHZZ	5305-00-054-5647	MS51957-13	96906	SCREW, MACHINE	EA	4	
2	6	PAHZZ	5310-00-655-9401	SMC603716	80063	WASHER, CLAMP	EA	4	
2	7	PAHZZ	5305-00-054-5649	MS51957-15	96906	SCREW, MACHINE	EA	4	
2	8	PAHZZ	5310-00-934-9748	MS35649-44	96906	NUT, PLAIN, HEXAGON	EA	2	
2	9	XDHZZ		SMC603712	80063	CLAMP, CABLE	EA	2	

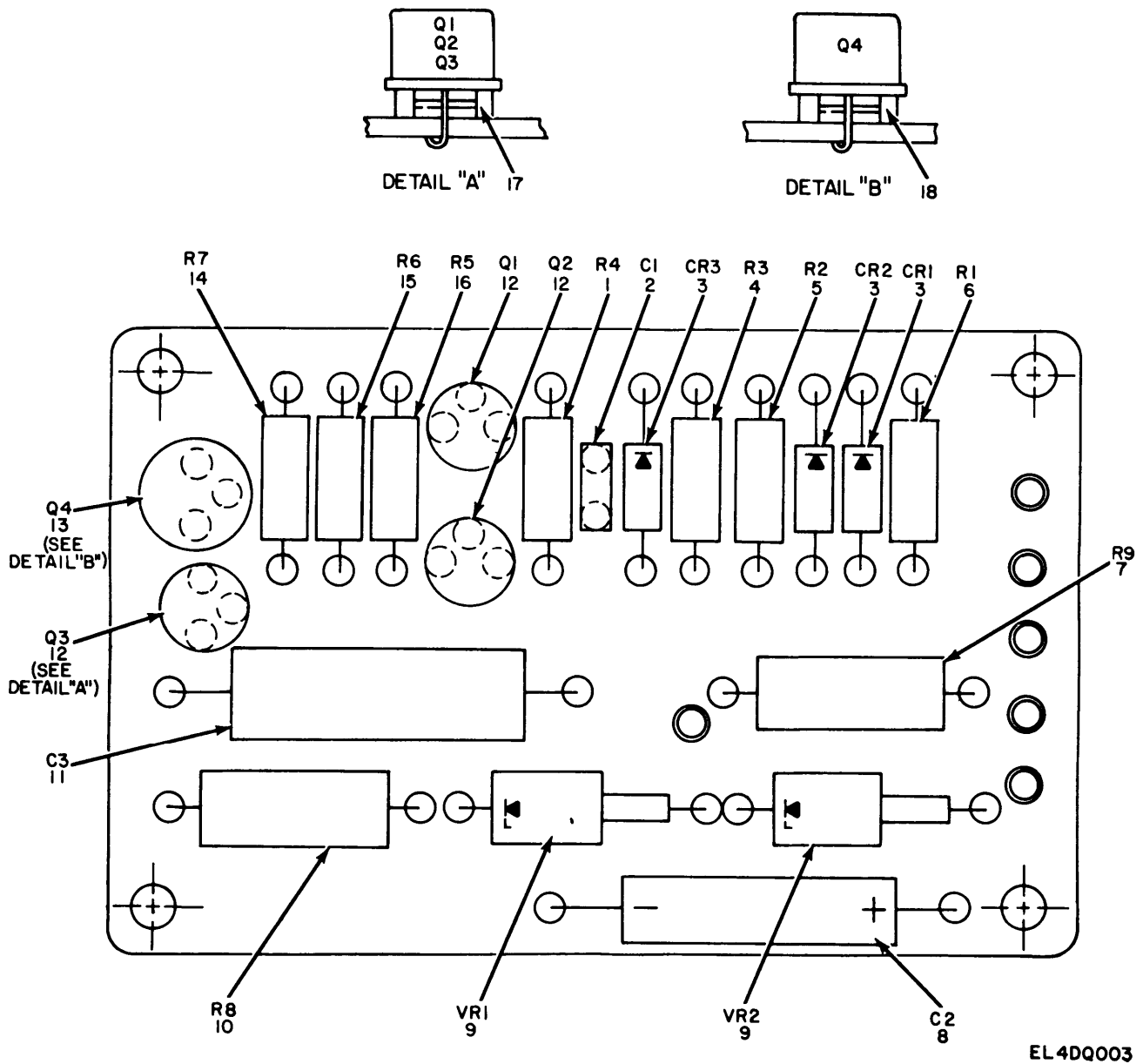


Figure 3. Electronic Component Assembly, Parts Location.

SECTION II				TM11-5815-338-40P					
(1)	(2)	(3)	(4)	(5)	(6)	(7)	(8)		
ILLUSTRATION									
(a)	(b)	NATIONAL		DESCRIPTION				(8)	
FIG	ITEM	SMR	STOCK	PART	FSCM	USABLE ON CODE	U\M	QTY	INC
NO.	NO.	CODE	NUMBER	NUMBER				IN	UNIT
GROUP 01 ELECTRONIC COMPONENT ASSEMBLY A1									
3	1	PAHZZ	5905-00-254-9201	RC20GF473J	81349		EA	1	
3	2	PAHZZ	5910-00-080-9561	CK06CW682K	81349		EA	1	
3	3	PAHZZ	5961-00-543-0490	1N459	81349		EA	3	
3	4	PAHZZ	5905-00-087-4557	RN60C3483F	81349		EA	1	
3	5	PAHZZ	5905-00-190-8881	RC20GF182J	81349		EA	1	
3	6	PAHZZ	5905-00-192-0667	RC20GF224J	81349		EA	1	
3	7	PAHZZ	5905-00-279-2545	RC32GF301J	81349		EA	1	
3	8	PAHZZ	5910-00-079-3655	CL25BN020SP3	81349		EA	1	
3	9	PAHZZ	5961-00-855-2786	JAN1N3023B	81349		EA	2	
3	10	PAHZZ	5905-00-279-2642	RC32GF391J	81349		EA	1	
3	11	PAHZZ	5910-00-113-9884	M39006-04-1314	81349		EA	1	
3	12	PAHZZ	5961-00-787-5305	JAN2N718A	81349		EA	3	
3	13	PAHZZ	5961-00-853-2601	JAN2N189J	81349		EA	1	
3	14	PAHZZ	5905-00-279-3506	RC20GF332J	81349		EA	1	
3	15	PAHZZ	5905-00-279-3499	RC20GF273J	81349		EA	1	
3	16	PAHZZ	5905-00-279-2522	RC20GF154J	81349		EA	1	
3	17	PAHZZ	5970-00-990-5098	T1-98	21743		EA	3	
3	18	PAHZZ	5999-00-946-0947	SMB416835	80063		EA	1	

SECTION IV

NATIONAL STOCK NUMBER AND PART NUMBER INDEX

NOTE: LATEST NATIONAL STOCK NUMBER AND PART NUMBER ASSIGNMENTS ARE INCLUDED AT END OF INDEX

STOCK NUMBER	FIGURE NO.	ITEM NO.	STOCK NUMBER	FIGURE NO.	ITEM NO.
5910-00-079-3655	3	8	5905-00-279-3499	3	15
5910-00-080-9561	3	2	5905-00-279-3506	3	14
5905-00-087-4557	3	4	5961-00-543-0490	3	3
5905-00-190-8881	3	5	5930-00-581-4560	1	5
5905-00-192-0667	3	6	5961-00-787-5305	3	12
5905-00-254-9201	3	1	5961-00-853-2601	3	13
5935-00-258-8566	1	2	5961-00-855-2786	3	9
5905-00-279-2522	3	16	5820-00-879-5122	2	1
5905-00-279-2545	3	7	5970-00-990-5098	3	17
5905-00-279-2642	3	10			

PART NUMBER	FSCM	FIG. NO.	ITEM NO.	PART NUMBER	FSCM	FIG. NO.	ITEM NO.
CK06CW682K	81349	3	2	RC20GF332J	81349	3	14
CL25BN020SP3	81349	3	8	RC20GF473J	81349	3	1
MS15795-803	96906	2	3	RC32GF301J	81349	3	7
MS35338-135	96906	2	4	RC32GF391J	81349	3	10
MS35649-44	96906	2	8	RN60C3483F	81349	3	4
MS51957-13	96906	2	5	SMC603706	80063	1	3
MS51957-15	96906	2	7				
MS51957-16	96906	2	2	SMC603712	80063	2	9
RC20GF154J	81349	3	16	SMC603716	80063	2	6
RC20GF182J	81349	3	5	SMD603700	80063	2	1
RC20GF224J	81349	3	6	SMD603705	80063	1	1
RC20GF273J	81349	3	15	1N459	81349	3	3

LATEST NATIONAL STOCK NUMBER ASSIGNMENTS

STOCK NUMBER	FIGURE NO.	ITEM NO.
5910-00-113-9884	3	11
5935-00-295-3333	1	4
5999-00-946-0947	3	18

LATEST PART NUMBER ASSIGNMENTS

PART NUMBER	FSCM	FIG. NO.	ITEM NO.	PART NUMBER	FSCM	FIG. NO.	ITEM NO.
JAN1N3023B	81349	3	9	SMB416835	80063	3	18
JAN2N718A	81349	3	12	T1-98	21743	3	17
JAN2N1893	81349	3	13	152465	70408	1	2
M39006-04-1314	81349	3	11	54B14515	71785	1	4
				6AT105T	91929	1	5

ADDITIONAL LATEST NATIONAL STOCK NUMBER ASSIGNMENTS

STOCK NUMBER	FIGURE NO.	ITEM NO.
5305-00-054-5647	2	5
5305-00-054-5649	2	7
5305-00-054-5650	2	2
5310-00-595-6211	2	3
5310-00-655-9401	2	6
5310-00-933-8118	2	4
5310-00-934-9748	2	8

RECOMMENDED CHANGES TO EQUIPMENT TECHNICAL MANUALS



SOMETHING WRONG WITH THIS MANUAL?

THEN...JOT DOWN THE DOPE ABOUT IT ON THIS FORM, TEAR IT OUT, FOLD IT AND DROP IT IN THE MAIL!

FROM: (YOUR UNIT'S COMPLETE ADDRESS)

Commander
Stateside Army Depot
ATTN: AMSTA-US
Stateside, N.J. 07703

DATE 10 July 1975

PUBLICATION NUMBER

TM 11-5840-340-12

DATE

23 Jan 74

TITLE

Radar Set AN/SPC-76

BE EXACT...PIN-POINT WHERE IT IS

PAGE NO.	PARA-GRAPH	FIGURE NO.	TABLE NO.
2-25	2-28		
3-10	3-3		3-1
5-6	5-8		
		FO3	

IN THIS SPACE TELL WHAT IS WRONG AND WHAT SHOULD BE DONE ABOUT IT:

Recommend that the installation antenna alignment procedure be changed through to specify a 2° IFF antenna lag rather than 1°.

REASON: Experience has shown that with only a 1° lag, the antenna servo system is too sensitive to wind gusting in excess of 20 knots, and has a tendency to rapidly accelerate and decelerate as it hunts, causing strain to the drive train. Hunting is minimized by adjusting the lag to 2° without degradation of operation.

Item 5, Function column. Change "2 db" to "3db."

REASON: The adjustment procedure for the TRANS POWER FAULT indicator calls for a 3 db (500 watts) adjustment to light the TRANS POWER FAULT indicator.

Add new step f.1 to read, "Replace cover plate removed in step e.1, above."

REASON: To replace the cover plate.

Zone C 3. On J1-2, change "+24 VDC to "+5 VDC."

REASON: This is the output line of the 5 VDC power supply. + 24 VDC is the input voltage.

TYPED NAME, GRADE OR TITLE, AND TELEPHONE NUMBER

SSG I. M. DeSpirito 999-1776

SIGN HERE:

SSG I. M. DeSpirito

DA FORM 2028-2 (TEST) 1 AUG 74

P.S.--IF YOUR OUTFIT WANTS TO KNOW ABOUT YOUR MANUAL "FIND" MAKE A CARBON COPY OF THIS AND GIVE IT TO YOUR HEADQUARTERS.

HISA 1686-75

TEAR ALONG DOTTED LINE

RECOMMENDED CHANGES TO EQUIPMENT TECHNICAL MANUALS

SOMETHING WRONG WITH THIS MANUAL?



THEN...JOT DOWN THE DOPE ABOUT IT ON THIS FORM, TEAR IT OUT, FOLD IT AND DROP IT IN THE MAIL!

FROM: (YOUR UNIT'S COMPLETE ADDRESS)

DATE

PUBLICATION NUMBER

DATE

TITLE

BE EXACT...PIN-POINT WHERE IT IS

IN THIS SPACE TELL WHAT IS WRONG AND WHAT SHOULD BE DONE ABOUT IT:

PAGE NO.

PARA-GRAPH

FIGURE NO.

TABLE NO.

TEAR ALONG DOTTED LINE

TYPED NAME, GRADE OR TITLE, AND TELEPHONE NUMBER

SIGN HERE:

DA FORM 2028-2 (TEST)
1 AUG 74

P.S.--IF YOUR OUTFIT WANTS TO KNOW ABOUT YOUR MANUAL "FIND," MAKE A CARBON COPY OF THIS AND GIVE IT TO YOUR HEADQUARTERS.

FILL IN YOUR
UNIT'S ADDRESS

FOLD BACK

DEPARTMENT OF THE ARMY

OFFICIAL BUSINESS
PENALTY FOR PRIVATE USE, \$300

POSTAGE AND FEES PAID
DEPARTMENT OF THE ARMY
DOD-314



Commander
US Army Electronics Command
ATTN: DRSEL-MA-Q
Fort Monmouth, New Jersey 07703

TEAR ALONG DOTTED LINE

FOLD BACK

RECOMMENDED CHANGES TO EQUIPMENT TECHNICAL MANUALS



THEN... JOT DOWN THE DOPE ABOUT IT ON THIS FORM, TEAR IT OUT, FOLD IT AND DROP IT IN THE MAIL!

SOMETHING WRONG WITH THIS MANUAL?

FROM: (YOUR UNIT'S COMPLETE ADDRESS)

DATE

PUBLICATION NUMBER

DATE

TITLE

BE EXACT... PIN-POINT WHERE IT IS

IN THIS SPACE TELL WHAT IS WRONG AND WHAT SHOULD BE DONE ABOUT IT:

PAGE NO.	PARA-GRAPH	FIGURE NO.	TABLE NO.
----------	------------	------------	-----------

TEAR ALONG DOTTED LINE

TYPED NAME, GRADE OR TITLE, AND TELEPHONE NUMBER

SIGN HERE:

FILL IN YOUR
UNIT'S ADDRESS



FOLD BACK

DEPARTMENT OF THE ARMY



OFFICIAL BUSINESS

PENALTY FOR PRIVATE USE, \$300

POSTAGE AND FEES PAID
DEPARTMENT OF THE ARMY
DOD-314



Commander
US Army Electronics Command
ATTN: DRSEL-MA-Q
Fort Monmouth, New Jersey 07703

TEAR ALONG DOTTED LINE

FOLD BACK

FILL IN YOUR
UNIT'S ADDRESS

FOLD BACK

DEPARTMENT OF THE ARMY

OFFICIAL BUSINESS
PENALTY FOR PRIVATE USE, \$300

POSTAGE AND FEES PAID
DEPARTMENT OF THE ARMY
DOD-314



Commander
US Army Electronics Command
ATTN: DRSEL-MA-Q
Fort Monmouth, New Jersey 07703

TEAR ALONG DOTTED LINE

FOLD BACK

By Order of the Secretary of the Army:

BERNARD W. ROGERS
General United States Army
Chief of Staff

Official:

J. C. PENNINGTON
Brigadier General, United States Army
The Adjutant General

Distribution:

Active Army:

USASA (2)
COE (1)
TSG (1)
USAAAREND (1)
DARCOM (1)
TRADOC (2)
OS Maj Cmd (4)
TECOM (2)
USACC (4)
MDW (1)
Armies (2)
Corps (2)
HISA (Ft Monmouth) (33)
Svc Colleges (1)
USASIGS (5)
USAADS (2)
USAFAS (2)
USAARMS (2)
USAIS (2)
USAES (2)
USAICS (3)
MAAG (1)
USARMS (1)
USAERDAA (1)

USAERDAW (1)
Ft Gordon (10)
Ft Huachuca (10)
Ft Carson (5)
Ft Richardson (ECOM OFC) (2)
Army Dep (1) except
LBAD (14)
SAAD (30)
TOAD (14)
SHAD (3)
Ft Gillem (10)
USA Dep (2)
Sig Sec USA Dep (2)
Sig Dep (2)
Sig FLDMS (1)
Units org under fol TOE:
(1 copy each unit)
11-86
11-97
11-98
11-302
11-500 (AA-AC)
29-134
29-136

NG: None

USAR: None

For explanation of abbreviations, used see AR 310-50.

**DEPARTMENT OF THE ARMY
US ARMY AG PUBLICATIONS CENTER
1655 WOODSON ROAD
ST. LOUIS, MISSOURI 63114**

**OFFICIAL BUSINESS .
PENALTY FOR PRIVATE USE \$300**

**POSTAGE AND FEES PAID
DEPARTMENT OF THE ARMY
DOD 314**



This fine document...

Was brought to you by me:



[Liberated Manuals -- free army and government manuals](#)

Why do I do it? I am tired of sleazy CD-ROM sellers, who take publicly available information, slap “watermarks” and other junk on it, and sell it. Those masters of search engine manipulation make sure that their sites that sell free information, come up first in search engines. They did not create it... They did not even scan it... Why should they get your money? Why are not letting you give those free manuals to your friends?

I am setting this document FREE. This document was made by the US Government and is NOT protected by Copyright. Feel free to share, republish, sell and so on.

I am not asking you for donations, fees or handouts. If you can, please provide a link to liberatedmanuals.com, so that free manuals come up first in search engines:

<A HREF=<http://www.liberatedmanuals.com/>>Free Military and Government Manuals

- Sincerely
Igor Chudov
<http://igor.chudov.com/>
- [Chicago Machinery Movers](#)