

ARMY  
NAVY  
AIR FORCE

TM 11-5805-727-34P-7  
EE119-EA-PLG-070/E110 0A9102,3,4  
TO 31W1-2FSC-164-7

**DIRECT SUPPORT AND GENERAL SUPPORT MAINTENANCE  
REPAIR PARTS AND SPECIAL TOOLS LIST  
(INCLUDING DEPOT MAINTENANCE REPAIR PARTS AND  
SPECIAL TOOLS)**

**FOR**

**TELEPHONE CONFERENCE BRIDGE TA-1024/FSC**

**(NSN 5805-01-028-6868)**

**DEPARTMENTS OF THE ARMY, THE NAVY, AND THE AIR FORCE**

**5 MARCH 1984**

TECHNICAL MANUAL  
 No. 11-5805-727-34P-7  
 TECHNICAL MANUAL  
 EE119-PLG-070/E110 OA91023,4  
 TECHNICAL ORDER  
 No. TO 31W1-2FSC-164-7

DEPARTMENTS OF THE ARMY,  
 THE NAVY AND THE AIR FORCE  
 WASHINGTON, DC, 5 March 1984

**DIRECT SUPPORT AND GENERAL SUPPORT MAINTENANCE  
 REPAIR PARTS AND SPECIAL TOOLS LIST  
 (INCLUDING DEPOT MAINTENANCE REPAIR PARTS AND SPECIAL TOOLS)  
 FOR  
 TELEPHONE CONFERENCE BRIDGE TA-1024/FSC  
 (NSN 5805-01-028-6868)  
 Current as of 1 February 1984**

**REPORTING ERRORS AND RECOMMENDING IMPROVEMENTS**

You can help improve this manual. If you find any mistakes or if you know of a way to improve the procedures, please let us know. Mail your letter, DA Form 2028 (Recommended Changes to Publications Forms), or DA Form 2028-2 located in back of this manual direct to Commander, US Army Communications-Electronics Command and Fort Monmouth, ATTN: DRSEL-ME-MP, Fort Monmouth, NJ 07703.

For Air Force, submit AFTO Form 22 (Technical Order System Publication Improvement Report and Reply) in accordance with paragraph 6-5, Section VI, T.O. 00-5-1. Forward direct to prime ALC/MST.

For Navy, mail comments to the Commander, Naval Electronics Systems Command, ATTN: EI,EX 8122, Washington, DC 20360.

In either case, a reply will be furnished direct to you.

**Table of Contents**

			Page	Illus Figure
SECTION	<b>I</b>	Introduction .....	1	
	<b>II</b>	Repair Parts List .....	5	
GROUP	07	Telephone Conference Bridge TA-1024/FSC .....	5	1
		0701 Shelf, Conference Bridge .....	7	2
		0702 4-Way/4-Wire Bridge .....	9	3
SECTION	<b>III</b>	Special Tools List (Not applicable).		
	<b>IV</b>	National Stock Number and Part Number Index .....	10	

## SECTION I INTRODUCTION

### 1. Scope

This manual lists spares and repair parts; special tools; special test, measurement, and diagnostic equipment (TMDE), and other special support equipment required for performance of direct support and general support maintenance of the TA-1024/FSC. It authorizes the requisitioning and issue of spares and repair parts as indicated by the source and maintenance codes.

### 2. General

This Repair Parts and Special Tools List is divided into the following sections: . *Section II. Repair Parts List.* A list of spares and repair parts authorized for use in the performance of maintenance. The list also includes parts which must be removed for replacement of the authorized parts. Parts lists are composed of functional groups in numeric sequence, with the parts in each group listed in figure and item number sequence. *b. Section III. Special Tools List.* Not applicable. *c. Section IV. National Stock Number and Part Number Index.* A list in National item identification number (NIIN) sequence, of all National stock numbers (NSN) appearing in the listings, followed by a list, in alphameric sequence, of all part numbers appearing in the listings. National stock numbers and part numbers are cross-referenced to each illustration figure and item number appearance.

### 3. Explanation of Columns

*a. Illustration.* This column is divided as follows:

- (1) *Figure number.* Indicates the figure number of the illustration on which the item is shown.
- (2) *Item number.* The number used to identify item called out in the illustration.
- (3) *b. Source, Maintenance, and Recoverability (SMR) Codes*

(1) *Source code.* Source codes indicate the manner of acquiring support items for maintenance, repair, or overhaul of end items. Source codes are entered in the first and second positions of the Uniform SMR Code format as follows:

<i>Code</i>	<i>Definition</i>
-------------	-------------------

PA - Item procured and stocked for anticipated or known usage.

PC - Item procured and stocked and which otherwise would be coded PA except that it is deteriorative in nature.

XA - Item is not procured or stocked because the requirements for the item will result in the replacement of the next higher assembly.

XB - Item is not procured or stocked. If not available through salvage, requisition.

XD - A support item that is not stocked. When required, item will be procured through normal supply channels.

#### NOTE

Cannibalization or salvage may be used as a source of supply for any items source coded above except those coded XA and aircraft support items as restricted by AR 750-1.

(2) *Maintenance code.* Maintenance codes are assigned to indicate the levels of maintenance authorized to USE and REPAIR support items. The maintenance codes are entered in the third and fourth positions of the Uniform SMR Code format as follows:

- (a) The maintenance code entered in the third position will indicate the lowest maintenance level authorized to remove, replace, and use the support item. The maintenance code entered in the third position will indicate one of the following levels of maintenance:

*Code Application Explanation*

O - Support item is removed, replaced, used at the organizational level.

H - Support item is removed, replaced, used at the general support level.

(b) The maintenance code entered in the fourth position indicates whether the item is to be repaired and identifies the lowest maintenance level with the capability to perform complete repair (i.e., all authorized maintenance functions). This position will contain one of the following maintenance codes:

*Code Application Explanation*

H - The lowest maintenance level capable of complete repair of the support item is the general support level.

Z - Nonreparable. No repair is authorized.

(3) *Recoverability code.* Recoverability codes are assigned to support items to indicate the disposition action on unserviceable items. The recoverability code is entered in the fifth position of the Uniform SMR Code format as follows:

*Recoverability*

*Codes Definition*

Z - Nonreparable item. When unserviceable, condemn and dispose at the level indicated in position 3.

H - Repairable item. When uneconomically repairable, condemn and dispose at the general support level.

- c. *National Stock Number.* Indicates the National stock number assigned to the item and will be used for requisitioning purposes.

d. *Federal Supply Code for Manufacturer (FSCM).* The FSCM is a 5-digit numeric code listed in SB 708-41/42 which is used to identify the manufacturer, distributor, or Government agency, etc.

e. *Part Number.* Indicates the primary number used by the manufacturer (individual, company, firm, corporation, or Government activity), which controls the design and characteristics of the item by means of its engineering drawings, specifications, standards, and inspection requirements to identify an item or range of items.

**NOTE**

When a stock numbered item is requisitioned, the repair part received may have a different part number than the part being replaced. f *Description.* Indicates the Federal item name and, if required, a minimum description to identify the item.

g. *Unit of Measure (U/M).* Indicates the standard of the basic quantity of the listed item as used in performing the actual maintenance function. This measure is expressed by a two-character alphabetical abbreviation (e.g., ea., in, pr, etc.). When the unit of measure differs from the unit of issue, the lowest unit of issue that will satisfy the required units of measure will be requisitioned.

h. *Quantity Incorporated in Unit.* Indicates the quantity of the item used in the breakout shown on the illustration figure, which is prepared for a functional group, subfunctional group, or an assembly.

**4. Special Information**

a. The following publications pertain to the TA- 1024/FSC and its components:

TM 11-5805-727-12, Telephone Conference Bridge

TA-1024/FSC (To be published).

TM 11-5805-727-34-7, Telephone Conference Bridge

TA-1024/FSC (To be published).

b. National stock numbers (NSN's) that are missing from P source coded items have been applied for and will be added to this TM by future change/revision when they are entered in the Army Master Data File (AMDF). Until the NSN's are established and published, submit exception requisitions to: Commander, US Army Communications-Electronics Command and Fort Monmouth, ATTN: DRSEL-MM, Fort Monmouth, New Jersey 07703 for the part required to support your equipment.

## 5. How to Locate Repair Parts

a. When National stock number or part number is unknown.

(1) *First.* Using the table of contents, determine the functional group within which the item belongs. This is necessary since illustrations are prepared for functional groups and listings are divided into the same groups.

(2) *Second.* Find the illustration covering the functional group to which the item belongs.

(3) *Third.* Identify the item on the illustration and note the illustration figure and item number of the item.

(4) *Fourth.* Using the Repair Parts Listing, find the figure and item number noted on the illustration.

b. When National stock number or part number is known.

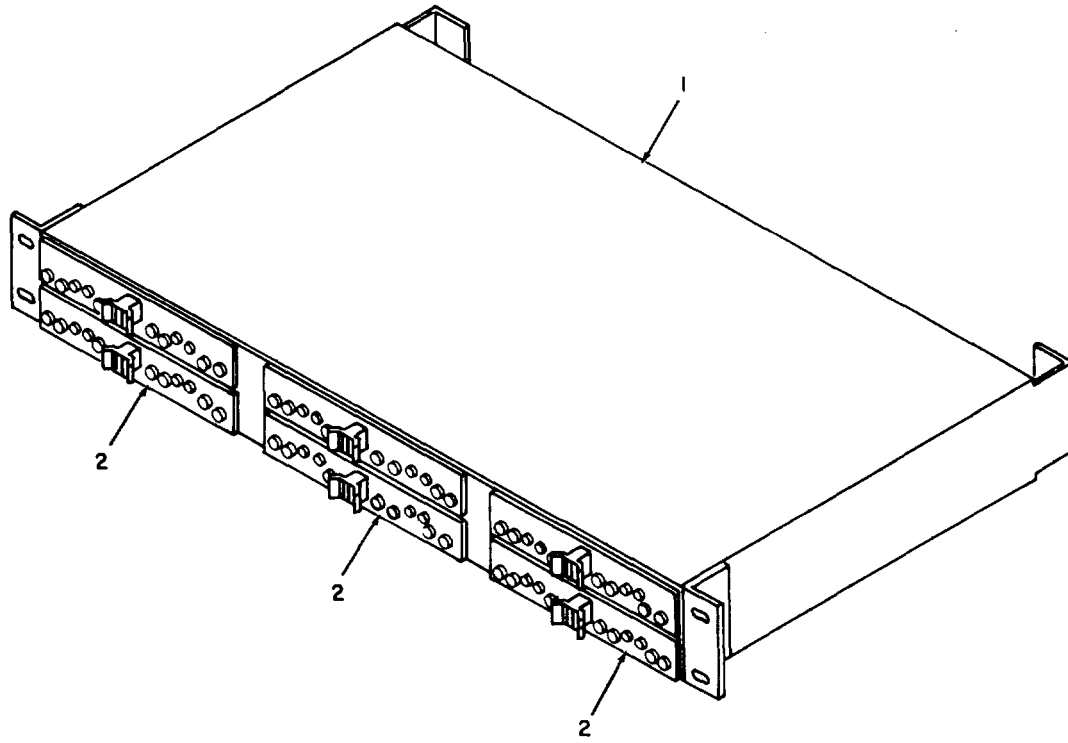
(1) *First.* Using the Index of National Stock Numbers and Part Numbers, find the pertinent National stock number or part number. This index is in NIIN sequence followed by a list of part numbers in alphameric sequence, cross-referenced to the illustration figure number and item number.

(2) *Second.* After finding the figure and item number, locate the figure and item number in the repair parts list.

## 6. Abbreviations

Not applicable.

(next printed page is 4)



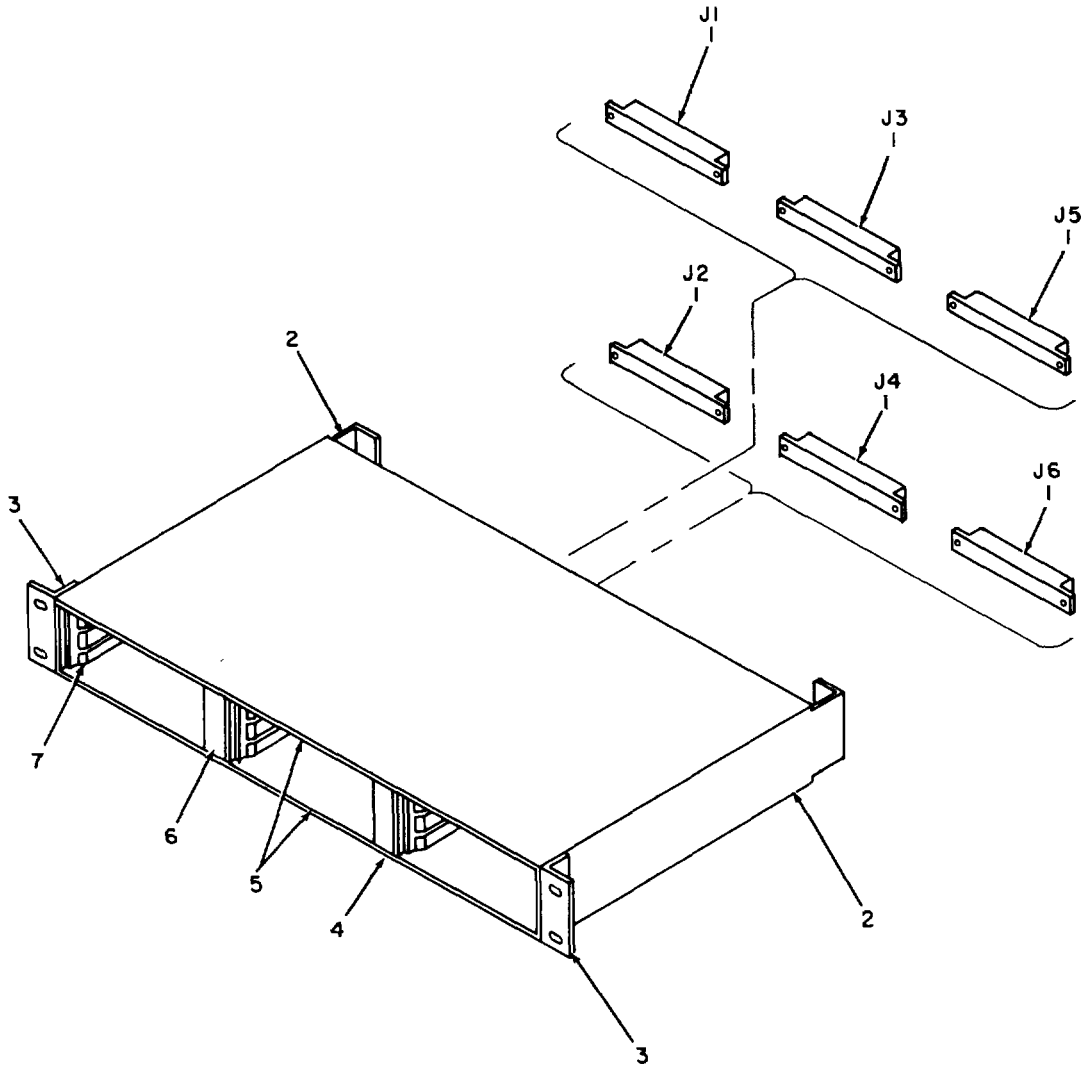
EL8BT001

Figure 1. Telephone Conference Bridge TA-1024/FS

SECTION II

TM 11-5805-727-34P-7/EE119-EA-PLG-070/E110 OA9102,3,4/TO 31W1-2FSC-164-7

(1) ILLUSTRATION		(2)	(3)	(4)	(5)	(6)	(7)	(8)
(a) FIG NO.	(b) ITEM NO.	SMR CODE	NATIONAL STOCK NUMBER	FSCM	PART NUMBER	DESCRIPTION  USABLE ON CODE	U/M	QTY INC IN UNIT
						GROUP 07 TELEPHONE CONFERENCE BRIDGE  TA- 1024/FSC		
1	1	PAOHH		51504	40110-98-22	SHELF,ELECTRICAL E	EA	1
1	2	PAOHH		51504	41084H	PANEL,BLANK	EA	1



EL8BT002

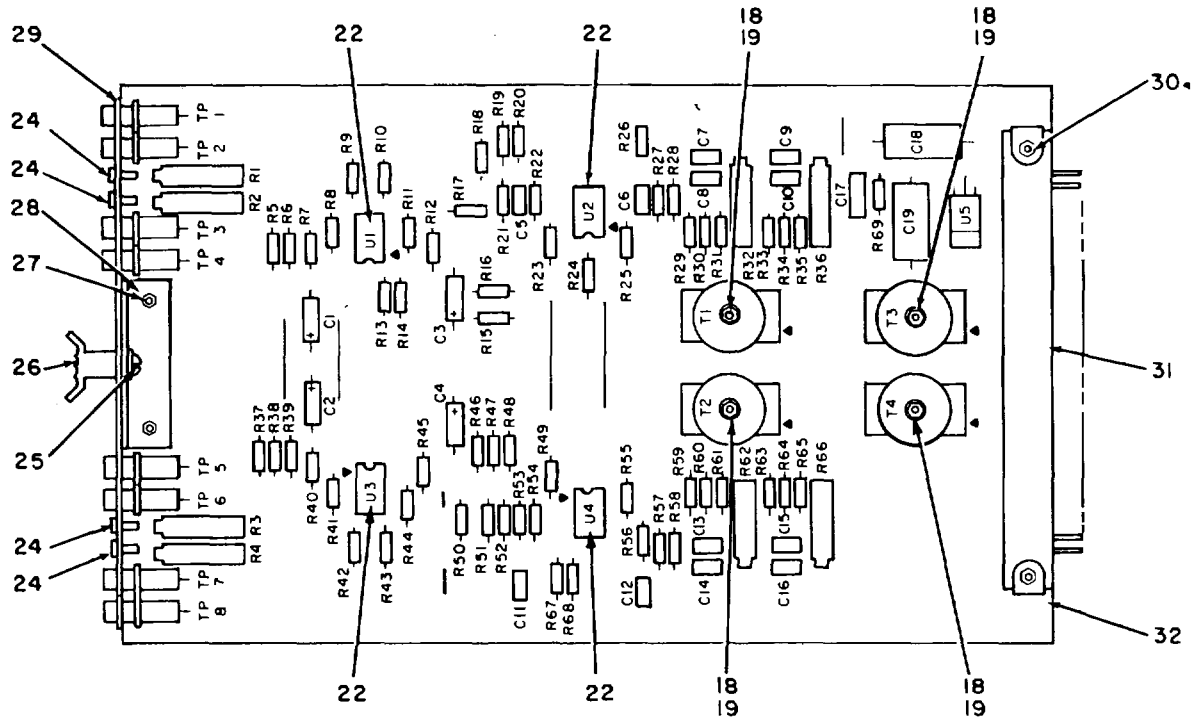
Figure 2. Conference Bridge Shelf



SECTION II

TM 11-5805-727-34P-7/EE119-EA-PLG-070/E110 OA9102,3,4/TO 31W1-2FSC-164-7

(1) ILLUSTRATION		(2)	(3)	(4)	(5)	(6) DESCRIPTION	(7)	(8)
(a) FIG NO.	(b) ITEM NO.	SMR CODE	NATIONAL STOCK NUMBER	FSCM	PART NUMBER	USABLE ON CODE	U/M	QTY INC IN UNIT
						GROUP 0701J SHELF,CONFERENCE BRIDGE		
2	2	PAHZZ	5935-00-654-4116	91637	EBT156-22C2X	CONNECTOR,RECEPTACL .....	EA	6
2	2	XBHZZ		51504	U405-2362	SIDE PANEL.....	EA	2
2	3	XBHZZ		51504	U40S-2041	MOUNTING FLANGE .....	EA	2
2	4	XBHZZ		51504	U4i5-2386R22	GUIDE,RIGHT.....	EA	3
2	5	XBHZZ		51504	U405-23TI	PANELTIP BCTTLM .....	EA	2
2	6	XBHZZ		51504	405-2200	MOUNTING LOCK.....	EA	2
2	7	XBHZZ		51504	U405-2386L22	GUIDE,LEFT .....	EA	3



REF DES	ITEM NO.	REF DES	ITEM NO.	REF DES	ITEM NO.	REF DES	ITEM NO.
		R9	7	R36	14	R63	11
C1	1	R10	7	R37	7	R64	15
C2	1	R11	9	R38	7	R65	15
C3	1	R12	8	R39	7	R66	14
C4	1	R13	7	R40	8	R67	11
C5	2	R14	7	R41	9	R68	11
C6	2	R15	7	R42	7	R69	16
C7	3	R16	7	R43	7	TP1	17
C8	3	R17	10	R44	9	TP2	17
C9	3	R18	10	R45	8	TP3	17
C10	3	R19	10	R46	7	TP4	17
C11	2	R20	11	R47	7	TP5	17
C12	2	R21	12	R48	7	TP6	17
C13	3	R22	12	R49	12	TP7	17
C14	3	R23	11	R50	10	TP8	17
C15	3	R24	10	R51	10	T1	20
C16	3	R25	11	R52	13	T2	20
C17	4	R26	11	R53	12	T3	20
C18	5	R27	12	R54	13	T4	20
C19	5	R28	12	R55	12	U1	21
R1	6	R29	10	R56	12	U2	21
R2	6	R30	13	R57	13	U3	21
R3	6	R31	13	R58	13	U4	21
R4	6	R32	14	R59	11	U5	23
R5	7	R33	10	R60	15		
R6	7	R34	13	R61	15		
R7	8	R35	13	R62	14		
R8	9						

EL88T003

Figure 3. 4-Way/4-Wire Bridge

## SECTION II

TM 11-5805-727-34P-7/EE119-EA-PLG-070/E110 OA9102,3,4/TO 31W1-2FSC-164-7

(1) ILLUSTRATION		(2)	(3)	(4)	(5)	(6)	(7)	(8)
(a) FIG NO.	(b) ITEM NO.	SMR CODE	NATIONAL STOCK NUMBER	FSCM	PAT NUMBER	DESCRIPTION  USABLE ON CODE	U/M	QTY INC IN UNIT
3	1	PAHZZ	5910-01-085-6425		841313-10-25-800	GROUP 0702 4-WAY/4-WIRE BRIDGE CAPACITOR, FIXED, FLE .....	EA	4
3	2	POHZZ		25088	00			
3	3	PAHZZ		72982	8131-100-651-473M	CAPACITOR, FIXED, ELE .....	EA	4
3	4	PAHZZ		72982	8131-050-651-334M	CAPACITOR, FIXED, CER .....	EA	8
3	5	POHZZ	5910-01-129-2709	58321	160-1-10-1008	CAPACITOR, FIXED .....	EA	1
3	6	PAHZZ		19701	3070EE101TO	CAPACITOR, FIXED, ELE .....	EA	2
3	7	PAHZZ	5905-00-118-4559	01121	RTSL500K	RESISTOR, VARIABLE .....	EA	4
3	8	PAHZZ	5905-00-135-6046	81349	RCR07G333JS	RESISTOR, FIXED, COMP .....	EA	16
3	9	PAHZZ	5905-00-106-1278	81349	RCR07G681JS	RESISTOR, FIXED, COMP .....	EA	4
3	10	PAZZ	5905-00-432-0434	81349	RCR07GI23JS	RESISTOR, FIXED, COMP .....	EA	4
3	11	PAHZZ	5905-00-432-0425	81349	RNC55K9312FS	RESISTOR, FIXED, FILM .....	EA	8
3	12	PAHZZ	5905-00-250-6076	81349	RNCSSK604O	RESISOTOR, FIXED, FILM .....	EA	8
3	13	PAHZZ	5905-00-004-6118	81349	FS	RESISTOR, FIXED, FILM .....	EA	8
3	14	PAHZZ		01121	RTSLIOK	RESISTOR, VARIABLE .....	EA	4
3	15	PAHZZ	5905-00-432-6387	81349	RNC55K6041	RESISOR, FIXED, FILM .....	EA	8
3	16	PAHZZ	5905-00-114-0706	81349	FS	RESISTOR, FIXED, COMP .....	EA	1
3	17	XDHZ	5935-01-091-9538	83330	63-3009-101	JICK, TIP .....	EA	8
3	18	PAHZZ		51504	350-440-9-16	SCREW, MACHINE .....	EA	4
3	19	PAHZZ		51504	T900-0440	NUT, SELF-LOCKING, HE .....	EA	6
3	20	PAHZZ	5950-01-090-9977	5150 4	C251-5464	TRANSFORER, AUDIO F .....	EA	4
3	21	PAHZZ		12040	MCI458P	MICROCIRCUIT, LINEAR .....	EA	4
3	22	PAHZ	5935-01-092-4777	91506	208AG3D	SOCKET, PLUG-IN ELEC .....	EA	4
3	23	PAHZZ	5962-01-062-2739	13499	351-1124-130	MIICROCIRCUIT, LINEAR .....	EA	4
3	24	XBHZZ		98291	119-0046-00-0-00	BUSHING .....	EA	4
3	25	PAHZZ		51504	7400-0632-7-16	SCREW, MACHINE .....	EA	2
3	26	XBHZZ		51504	T100-4051	HANDLE, BOW .....	EA	1
3	27	PAHZZ		51504	T350-044D0-4	SCREW, MACHINE .....	EA	2
3	28	XBHZZ		51504	U410-2470	.....	EA	1
3	29	XBHZZ		51504	U404-2890	PANEL, FRONT .....	EA	2
3	30	PAHZZ		51504	T35-0440-1-2	SCREW, MACHINE .....	EA	2
3	31	PAHZZ		02660	133-022-53-117	CONNECTOR, PLUG, ELEC .....	EA	1
3	32	XAHZZ		51504	1410-0840	PRINTED CIRCUIT BOARD .....	EA	1

## NATIONAL STOCK NUMBER AND PART NUMBER INDEX

**NOTE: LATEST NATIONAL STOCK NUMBER AND PART NUMBER ASSIGNMENTS ARE INCLUDED AT END OF INDEX**

STOCK NUMBER	FIG. NO.	ITEM NO.	STOCK NUMBER	FIG. NO.	ITEM NO.
5905-00-004-6118	3	13	5905-00-432-6387	3	15
5905-00-106-1276	3	9	5S35-00-654-4116	Z	1
5905-00-114-0708	3	16	5S62-01-062-2739	3	23
5905-00-118-4559	3	7	5910-01-085-6425	3	1
5905-00-135-6046	3	8	5950-01-090-9977	3	20
5905-00-250-6076	3	12	5935-01-091-95J8	3	17
5905-00-432-0425	3	11	5935-01-092-4777	3	22
5905-00-432-0434	3	10	5910-01-129-2709	3	5

FSCM	PART NUMBER	FIG. NO.	ITEM NO.	FSCM	PART NUMBER	FIG. NO.	ITEM NO.
25088	841313-10-25-80000	3	1	51504	T903-0440	3	19
51504	C251-5464	3	20	51504	U404-2890	3	29
91637	EBTI56-22C2X	2	1	51504	U405-2041	2	3
12040	MC1458P	3	21	51504	J4J9-2230	2	6
81349	RCR07GI23JS	3	9	51504	U405-2 362	2	2
81349	RCR07G2002JS	3	16	51504	0405-2371	2	5
81349	RCR07G333JS	3	1	51504	U405-L2386L22	2	7
81349	RCR07G681JS	3	8	51504	U405-dJ86RZZ	2	4
81349	RNC55K1502FS	3	13	51504	J410-2 4 TO	3	28
81349	RNC55Ki873FS	3	12	8291	19-0046-00-0-uO93		24
81349	RNC55K6040FS	3	11	02Z6O	133-J2Z-53-117	3	31
81349	RNC55K6041FS	3	15	58321	160-1-1J-U00B	3	4
81349	ANC55K9312FS	3	10	91506	208AG390	3	22
01121	RTSLIOK	3	14	19701	3070EEEIOITO40S3	3	5
01121	RT5L500K	3	6	13499	351-1124-130	3	23
51504	TIO0-4051	3	26	51504	40110-98-2	1	1
51504	T350-0440-1-2	3	30	51504	41084H	1	2
51504	T350-0440-1-4	3	27	85330	63-3009-101	3	11
51504	T350-0440-9-16	3	18	72982	8L31-050-651-334M	3	3
51504	T400-0632-7-16	3	25	12982	8131-10J-b51-473M	3	2

## LATEST PART NUMBER ASSIGNMENTS

FSCM	PART NUMBER	FIG. NO.	ITEM NO.
51504	1410-0840	3	32

By Order of the Secretaries of the Army, the Navy and the Air Force:

Official:

JOHN A. WICKHAM JR.  
*General, United States Army*  
*Chief of Staff*

ROBERT M. JOYCE  
*Major General, United States Army*  
*The Adjutant General*

G. B. SCHICK, JR.  
*Rear Admiral, United States Navy*  
*Commander, Naval Electronic*  
*Systems Command*

Official:

JAMES P. MULLINS  
*General, USAF, Commander, Air Force*  
*Logistics Command*

CHARLES A. GABRIEL  
*General, USAF*  
*Chief of Staff*

Distribution:

To be distributed in accordance with special list.

RECOMMENDED CHANGES TO EQUIPMENT TECHNICAL PUBLICATIONS



THEN... JOT DOWN THE DOPE ABOUT IT ON THIS FORM, CAREFULLY TEAR IT OUT, FOLD IT AND DROP IT IN THE MAIL!

**SOMETHING WRONG WITH THIS PUBLICATION?**

FROM: (PRINT YOUR UNIT'S COMPLETE ADDRESS)

DATE SENT

PUBLICATION NUMBER

TM 11-5825-270-10

PUBLICATION DATE

23 Jul 81

PUBLICATION TITLE

Radio Frequency R-2176/FRN

BE EXACT... PIN-POINT WHERE IT IS

PAGE NO.

PARA-GRAPH

FIGURE NO.

TABLE NO.

IN THIS SPACE TELL WHAT IS WRONG AND WHAT SHOULD BE DONE ABOUT IT:

TEAR ALONG PERFORATED LINE

PRINTED NAME, GRADE OR TITLE, AND TELEPHONE NUMBER

SIGN HERE:

DA FORM 2028-2 JUL 79

PREVIOUS EDITIONS ARE OBSOLETE.

P.S.—IF YOUR OUTFIT WANTS TO KNOW ABOUT YOUR RECOMMENDATION MAKE A CARBON COPY OF THIS AND GIVE IT TO YOUR HEADQUARTERS.



This fine document...

Was brought to you by me:



## [Liberated Manuals -- free army and government manuals](#)

Why do I do it? I am tired of sleazy CD-ROM sellers, who take publicly available information, slap “watermarks” and other junk on it, and sell it. Those masters of search engine manipulation make sure that their sites that sell free information, come up first in search engines. They did not create it... They did not even scan it... Why should they get your money? Why are not letting you give those free manuals to your friends?

I am setting this document FREE. This document was made by the US Government and is NOT protected by Copyright. Feel free to share, republish, sell and so on.

I am not asking you for donations, fees or handouts. If you can, please provide a link to [liberatedmanuals.com](http://liberatedmanuals.com), so that free manuals come up first in search engines:

<A HREF=<http://www.liberatedmanuals.com/>>Free Military and Government Manuals</A>

- Sincerely  
Igor Chudov  
<http://igor.chudov.com/>
- [Chicago Machinery Movers](#)