

ARMY  
NAVY

TM 11-5805-715-20P  
EE119-DB-PLO-010/E154 CV3478

---

ORGANIZATIONAL MAINTENANCE  
REPAIR PARTS AND SPECIAL TOOLS LIST  
CONVERTER, TELEPHONE SIGNAL CV-3478/TTC  
(NSN 5805-01-127-6943)

---

DEPARTMENTS OF THE ARMY AND THE NAVY  
6 SEPTEMBER 1985

TECHNICAL MANUAL  
 No. 11-5805-715-20P  
 TECHNICAL MANUAL  
 EE119-DB-PLO-010E154 CV3478



HEADQUARTERS  
 DEPARTMENT OF THE ARMY

WASHINGTON, DC, 6 September 1985

**ORGANIZATIONAL MAINTENANCE  
 REPAIR PARTS AND SPECIAL TOOLS LIST  
 CONVERTER, TELEPHONE SIGNAL CV-3478/TTC  
 (NSN 5805-01-127-6943)**

Current as of 22 April 1985

**REPORTING ERRORS AND RECOMMENDING IMPROVEMENTS**

You can help improve this manual. If you find any mistakes or if you know of a way to improve the procedures, please let us know. Mail your letter, DA Form 2028 (Recommended Changes to Publications and Blank Forms), or DA Form 2028-2 located in back of this manual direct to: Commander, US Army Communications-Electronics Command and Fort Monmouth, ATTN: AMSEL-ME-MP, Fort Monmouth, NJ 07703-5007.

For Navy, mail comments to the Commander, Naval Electronics Systems Command, ATTN: ELEX 8122, Washington, DC 20360.

In either case, a reply will be furnished direct to you.

**Table of Contents**

			Page	Illus Figure
SECTION	I.	Introduction .....	1	
	II.	Repair Parts List.....	1	
GROUP	00	Converter, Telephone Signal CV-3478/TTC-39 .....	1-1	1
		CardSet, SM-B-814618-2 .....	3-1	3
	01	Printed Circuit Cards, A2, A3, A5, A7, A9, A11, A13, A15, A18, A20, A22, A24, A26, A29, A31, A33, A43 (No parts authorized)		
	02	Low Voltage Power Supply Cover Assembly, 70421-.....	14-1	14
	03	Power and Signal Cables, Internal (No parts authorized)		
	04	Connector Plate Assembly (No parts authorized)		
	05	Rear Panel Assembly (See Group 00 for listing of parts)		
Section	III.	Special Tools List (Not applicable)		
	IV.	National Stock Number and Part Number Index .....	I-1	

SECTION I

INTRODUCTION

**1. Scope**

This manual lists and authorizes spares and repair parts; special tools; special test, measurement, and diagnostic equipment (MDE); and other special support equipment required for performance of organizational maintenance of the CV-3478/TTC. It authorizes the requisitioning, issue, and disposition of spares, repair parts and special tools as indicated by the source, maintenance and recoverability (SMR) codes.

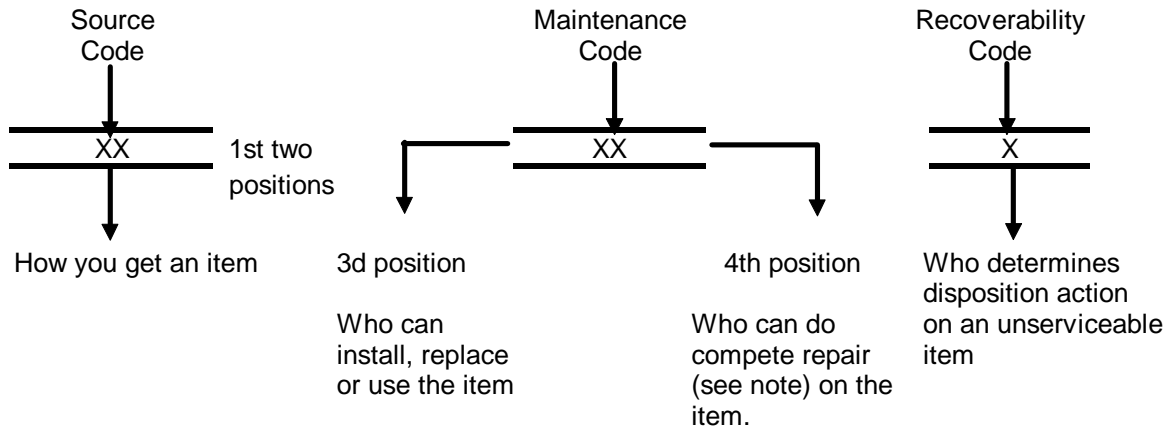
**2. General**

This Repair Parts and Special Tools List is divided into the following sections:

- a. *Section II. Repair Parts List.* A list of spares and repair parts authorized by this RPSTL for use in the performance of maintenance. The list also includes parts which must be removed for replacement of the authorized parts. Parts lists are composed of functional groups in ascending numeric sequence, with the parts in each group listed in ascending item number sequence. Figure numbers are listed directly beneath the group header.
- b. *Section III. Special Tools List.* Not applicable.
- c. *Section IV. National Stock Number and Part Number Index.* A list, in National item identification number (MN) sequence, of all National stock numbered items appearing in the listing, followed by a list in alphanumeric sequence of all part numbers appearing in the listings. National stock numbers and part numbers are cross-referenced to each illustration figure and item number appearance.

**3. Explanation of Columns (Section I and III)**

- a. *Item No. (Column (1)).* Indicates the number used to identify items called out in the illustration.
- b. *SMR Code (Column (2)).* The source, maintenance, and recoverability (SMR) code is a five-position code containing supply/requisitioning information, maintenance category authorization criteria, and disposition instruction, as shown in the following breakout:



**NOTE**

Complete repair: Maintenance capacity, capability, and authority to perform all corrective maintenance tasks of the "Repair" function in a use/user environment in order to restore serviceability to a failed item.

(1) *Source code.* The source code tells you how to get an item needed for maintenance, repair, or overhaul of an end item/equipment. Explanations of source codes follows:

<i>Code</i>	<i>Explanation</i>
PA PB PC PD PE PF PG	Stocked items; use the applicable NSN to request/requisition items with these source codes. They are authorized to the category indicated by the code entered in the third position of the SMR code.  <p style="text-align: center;"><b>NOTE</b></p> Items coded PC are subject to deterioration.
KD KF KB	Items with these codes are not to be requested/requisitioned individually. They are part of a kit which is authorized to the maintenance category indicated in the third position of the SMR code. The complete kit must be requisitioned and applied.

MO—Made at org/AVUM category MF—Made at DS/AVUM category MH—Made at GS category ML—Made at Specialized Repair Activity (SRA) MD—Made Depot	Items with these codes are not to be requested/requisitioned individually. They must be made from bulk material which is identified by the part category number in the description and usable on code (UOC) column and listed in the Bulk Material group of the repair parts list. If the item is authorized to you by the third position code of the SMR code, but the source code category indicates it is made at a higher category, order the item from the higher category of maintenance.
AO—Assembled by org/AVUM category AF—Assembled by org/AVUM category AH—Assembled by GS category AL—Assembled by SRA AD—Assembled by Depot	Items with these codes are not to be requested/requisitioned individually. The parts that make up the assembled item must be requisitioned or category fabricated and assembled at the category of maintenance indicated by the source code. If the disposition code of the SMR code authorizes you to replace the item, but the source code indicates the item is assembled at a category higher category, order the item from the higher category of maintenance.

<i>Code</i>	<i>Explanation</i>
XA	Do not requisition an "XA" coded item. Order its next higher assembly.
XB	If an "XB" item is not available from salvage, order it using the FSCM and part number given.
XC	Installation drawing, diagram, instruction sheet, field service drawing, that is identified by manufacturers part number.
XD	Item is not stocked. Order an "XD" coded item through normal supply channels using the FSCM and part number given, if no NSN is available.

**NOTE**

Cannibalization or controlled exchange, when authorized, may be used as a source of supply for items with the above source codes, except for those source coded 'XA' or those aircraft support items restricted by requirements of AR 750-1.

(2) *Maintenance code.* Maintenance codes tell you the category of maintenance authorized to USE and REPAIR support items. The maintenance codes are entered in the third and fourth positions of the SMR code as follows:

(a) The maintenance code entered in the third position tells you the lowest maintenance category authorized to remove, replace, and use an item. The maintenance code entered in the third position will indicate authorization to one of the following categories of maintenance.

<i>Code</i>	<i>Application/Explanation</i>
C	Crew or operator maintenance done within organizational or aviation maintenance.
O	Organizational or aviation unit category can remove, replace, and use the item.
F	Direct support or aviation intermediate category can remove, replace, and use the item.
H	General support category can remove, replace, and use the item.
L	Specialized repair activity can remove, replace, and use the item.
D	Depot category can remove, replace, and use the item.

(b) The maintenance code entered in the fourth position tells whether or not the item is to be repaired and identifies the lowest maintenance category with the capability to do complete repair (i.e., perform all authorized repair functions). This position will contain one of the following maintenance codes.

**NOTE**

Some limited repair may be done on the item at a lower category of maintenance, if authorized by the Maintenance Allocation Chart (MAC) and SMR codes.

<i>Code</i>	<i>Application/Explanation</i>
O	Organizational or aviation unit is the lowest category that can do complete repair of the item.
F	Direct support or aviation intermediate is the lowest category that can do complete repair of the item.
H	General support is the lowest category that can do complete repair of the item.
L	Specialized repair activity (designate the specialized repair activity) is the lowest category that can do complete repair of the item.
D	Depot is the lowest category that can do complete repair of the item.
Z	Nonreparable. No repair is authorized.
B	No repair is authorized. (No parts or special tools are authorized for the maintenance of a "B" coded item).

However, the item may be reconditioned by adjusting, lubricating, etc., at the user category.

(3) *Recoverability code.* Recoverability codes are assigned to items to indicate the disposition action on unserviceable items. The recoverability code is entered in the fifth position of the SMR Code as follows:

<i>Recoverability codes</i>	<i>Application/Explanation</i>
Z	Nonreparable Item. When unserviceable, condemn and dispose of the item at the category of maintenance shown in the third position of SMR Code.
O	Reparable item. When uneconomically repairable, condemn and dispose of the item at organizational or aviation unit category.
F	Reparable item. When uneconomically repairable, condemn and dispose of the item at direct support or aviation intermediate category.
H	Reparable item. When uneconomically repairable, condemn and dispose of the item at general support category.
D	Reparable item. When beyond lower category repair capability, return to depot. Condemnation and disposal of item not authorized below depot category.
L	Reparable item. Condemnation and disposal not authorized below specialized repair activity (SRA).
A	Item requires special handling or condemnation procedures because of specific reasons (e.g., precious metal content, high dollar value, critical material, or hazardous material). Refer to appropriate manuals/directives for specific instructions.

c. *FSCM (Column (3)).* The Federal Supply Code for Manufacturer (FSCM) is a 5-digit numeric code which is used to identify the manufacturer, distributor, or Government agency, etc., that supplies the item.

d. *Part Number (Column (4)).* Indicates the primary number used by the manufacturer (individual, company, firm, corporation, or Government activity), which controls the design and characteristics of the item by means of its engineering drawings, specifications, standards, and inspection requirements to identify an item or range of items.

**NOTE**

When you use a NSN to requisition an item, the item you receive may have a different part number from the part ordered.

e. *Description and Usable on Code (UOC) (Column (5)).* This column includes the following information.

(1) The Federal item name and, when required, a minimum description to identify the item.

(2) The statement "END OF FIGURE" appears just below the last item description in Column (5) for a given figure in both section II and section III.

f. *Qty (Column (6)).* Indicates the quantity of the item used in the breakout shown on the illustration figure, which is prepared for a functional group, subfunctional group, or an assembly. A "V" appearing in this column in lieu of a quantity indicates that the quantity is variable and the quantity may vary from application to application.

#### 4. Explanation of Columns (Section IV)

##### a. *National Stock Number (NSN) Index.*

(1) *Stock number column.* This column lists the NSN by National item identification number (NIIN) sequence. The NIIN consists of the last nine digits of the NSN. When using this column to locate an item, ignore the first four digits of the NSN. When requisitioning items use the complete NSN (13 digits).

(2) *Fig. column.* This column lists the number of the figure where the item is identified/located. The illustrations are in numerical sequence in sections II and III.

(3) *Item column.* The item number identifies the item associated with the figure listed in the adjacent Fig. column. This item is also identified by the NSN listed on the same line.

b. *Part Number Index.* Part numbers in this index are listed by part number in ascending alphanumeric sequence.

(1) *FSCM column.* This column lists the Federal supply code for manufacturer (FSCM).

(2) *Part number column.* This column indicates the part number assigned to the item.

(3) *Stock number column.* This column lists the National stock number for the associated part number and manufacturer identified in the part number and FSCM columns to the left.

(4) *Fig. column.* This column lists the number of the figure where the item is identified/located in sections II and III.

(5) *Item column.* The item number is that number assigned to the item as it appears in the figure referenced in the adjacent figure number column.

#### 5. Special Information

a. *Associated Publications.* The publications listed below pertain to the CV-3478/TTC and its components: TM 11-5805-681-12-1-6, Central Office Telephone Automatic AN/TTC-39(V)3 and AN/TTC-39(V)5 TM 11-5805-715-12, Converter, Telephone Signal CV-3478/TTC

b. *Illustrations-Listing.* The illustrations in this RPSTL are identical to those published in TM 11-5805-715-34P. Only those parts coded "C" or "O" in the third position of the SMR code are listed in the tabular listing; therefore, there may be a break in the item number sequence, figure number and page number. Only illustrations containing organizational or aviation unit authorized items appear in this RPSTL.

c. *National Stock Numbers.* National stock numbers (NSN's) that are missing from P source coded items have been applied for and will be added to this TM by future change/revision when they are entered in the Army Master Data File (AMDF). Until the NSN's are established and published, submit exception requisitions to: Commander, US Army Communications-Electronics Command and Fort Monmouth, ATTN: AMSEL-MM, Fort Monmouth, NJ 07703-5006 for the part required to support your equipment.

#### 6. How to Locate Repair Parts

a. When National stock number or part number is not known.

(1) *First.* Using the table of contents, determine the assembly group or subassembly group to which the item belongs. This is necessary since figures are prepared for assembly groups and subassembly groups, and listings are divided into the same groups.

(2) *Second.* Find the figure covering the assembly group or subassembly group to which the item belongs.

(3) *Third.* Identify the item on the figure and note the item number.

(4) *Fourth.* Refer to the Repair Parts List for the figure to find the part number for the item number noted on the figure.

(5) *Fifth.* Refer to the Part Number Index to find the NSN, if assigned.

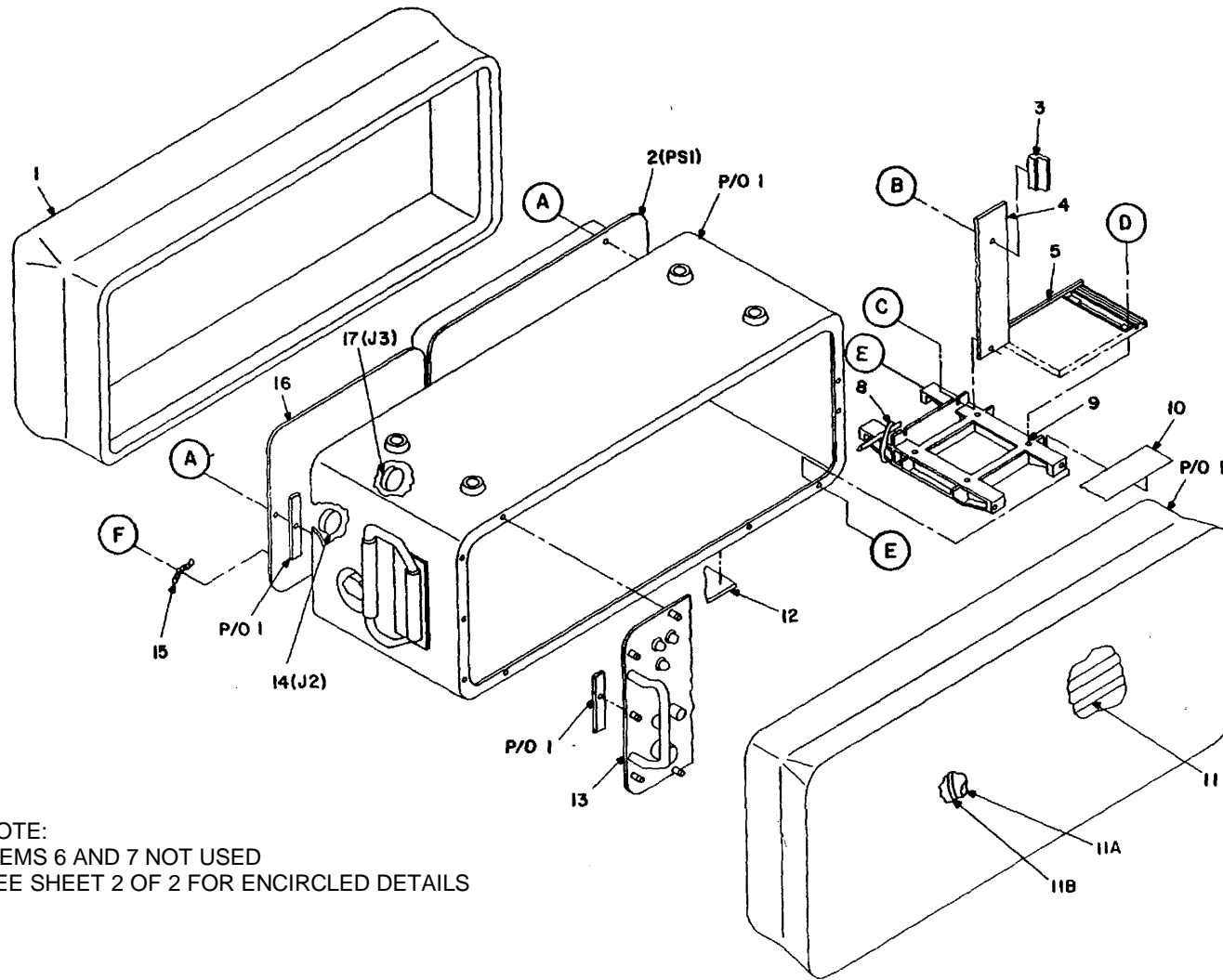
b. When National stock number or part number is known.

(1) *First.* Using the index of National stock numbers and part numbers, find the pertinent National stock number or part number. The NSN index is in National item identification number (NIIN) sequence (para 4a(l)). The part numbers in the part number index are listed in ascending alphanumeric sequence (para 4b). Both indexes cross-reference you to the illustration figure and item number of the item you are looking for.

(2) *Second.* After finding the figure and item number, verify that the item is the one you're looking for, then locate the item number in the repair parts list for the figure.

#### 7. Abbreviations

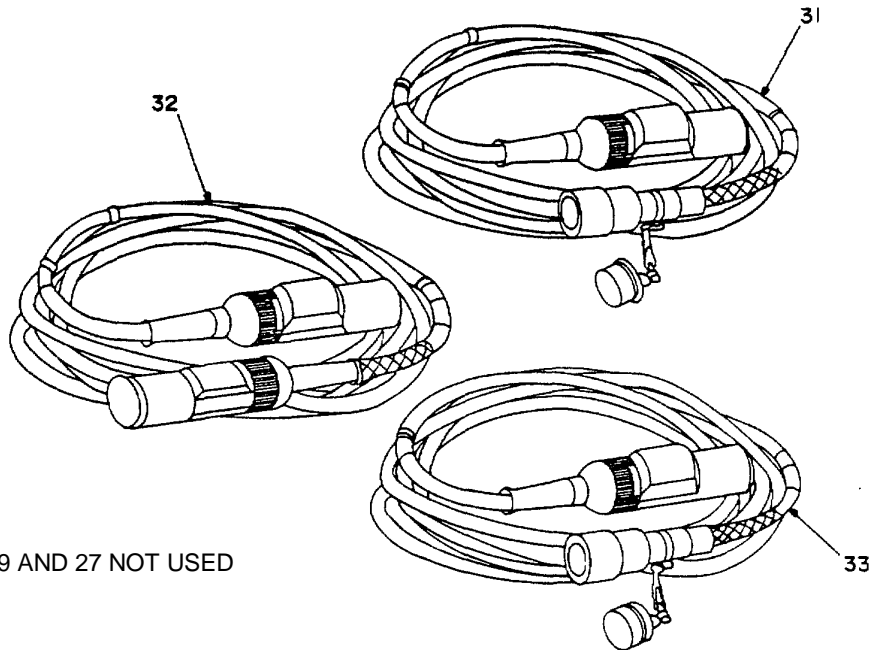
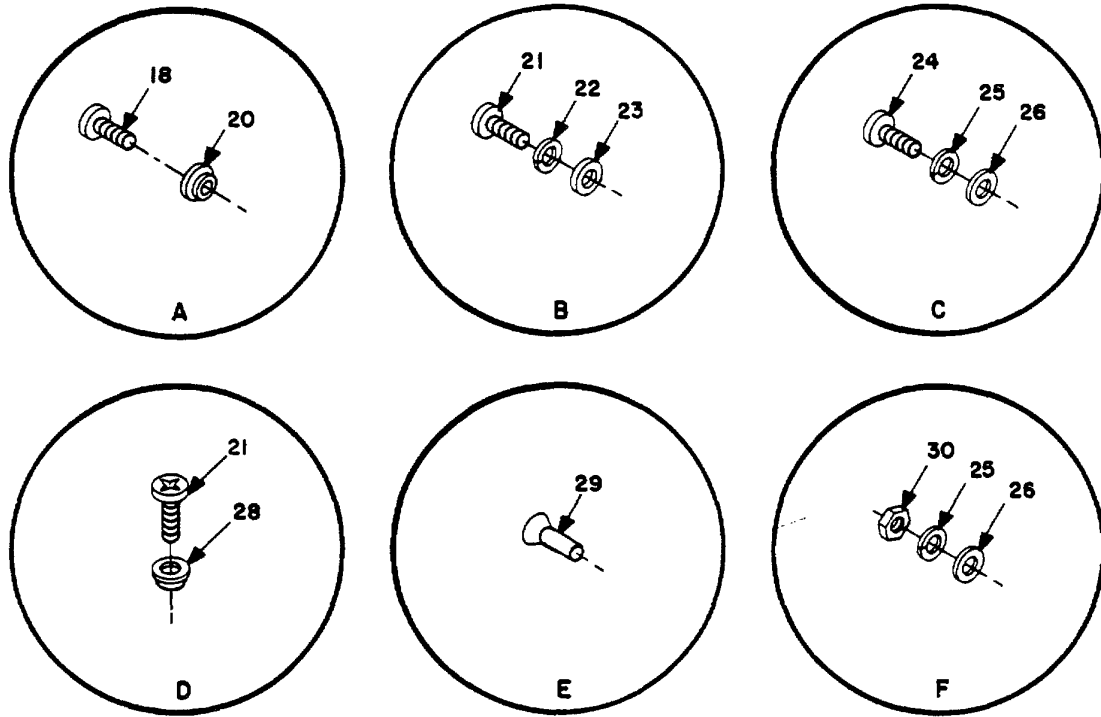
Not applicable.



NOTE:  
 ITEMS 6 AND 7 NOT USED  
 SEE SHEET 2 OF 2 FOR ENCIRCLED DETAILS

EL8FF001

Figure 1. Converter, Telephone Signal CV-3478/TTC-J3 (Sheet 1 of 2).



NOTE  
ITEMS 19 AND 27 NOT USED

EL8FF002

Figure 1. Converter, Telephone Signal CV-3478/TTC-39 (Sheet 2 of 2).

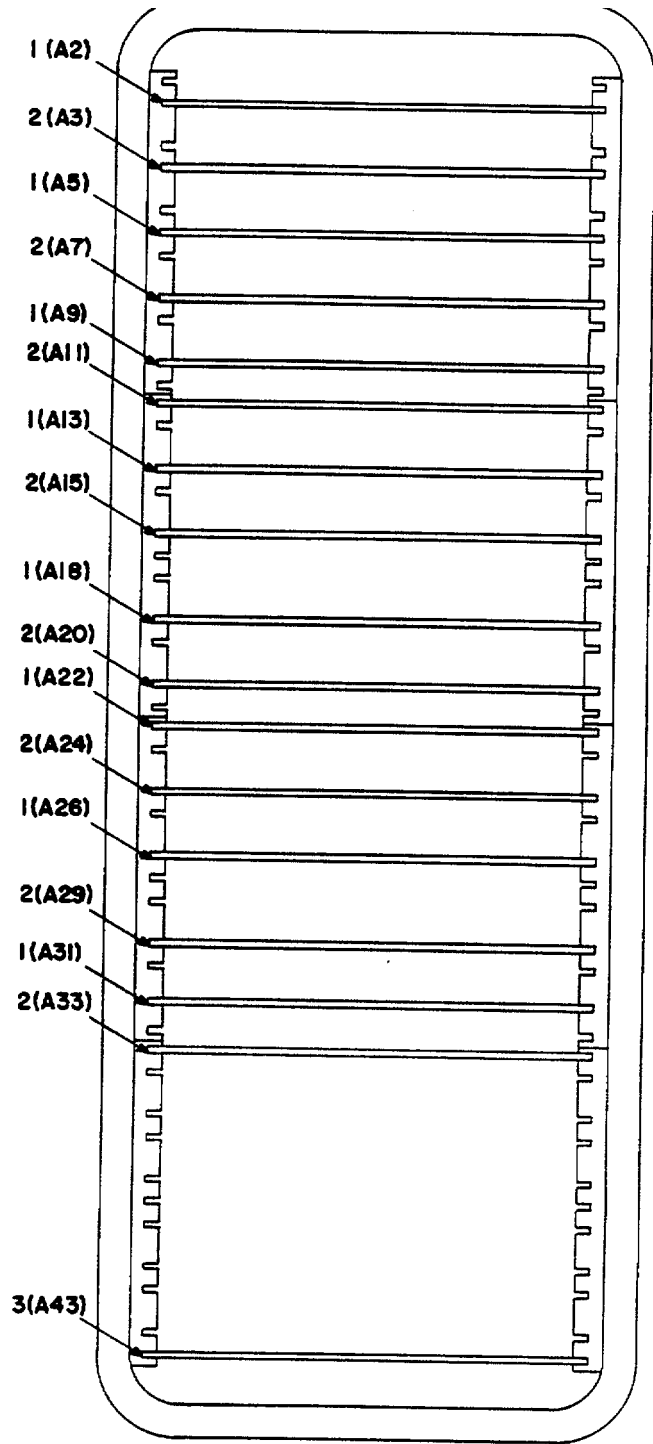


## SECTION II

TM 11-5805-715-20P

(1) ITEM NO	(2) SMR CODE	(3) FSCM	(4) PART NUMBER	(5) DESCRIPTION AND USABLE ON CODES(UOC)	(6) QTY
				GROUP 00 CONVERTER, TELEPHONE CV-3478/TTC-39 (V)	
				FIG. 1	
2	PAODD	11352	70421-01	POWER SUPPLY .....	1
11	PAOFF	80063	SM-D-812377-1	CABLE ASSEMBLY, POWE .....	1
11A	PAOZZ	80063	SM-A-811738-1	BAG, PLASTIC .....	1
11B	PAOZZ	80063	SM-A-838684-71	CORD ASSY, ELEC .....	2
14	PAOZZ	77820	21-293723-200	CONNECTOR, RECEPTACL .....	1
17	PAOZZ	77820	21-293723-201	CONNECTOR, RECEPTACL .....	1
31	PAOFF	80063	SM-D-811235	CABLE ASSEMBLY, TELE .....	1
32	PAOFF	80063	SM-D-811745	CABLE ASSEMBLY, POWE .....	1
33	PAOZZ	81349	M55074/1-01	CONNECTOR, PLUG, ELEC .....	1

END OF FIGURE



EL4QC005  
EL4QC005

Figure 3. Card Set, SM-B-814618-2.

## SECTION II

TM 11-5805-715-20P

(1) ITEM NO	(2) SMR CODE	(3) FSCM	(4) PART NUMBER	(5) DESCRIPTION AND USABLE ON CODES(UOC)	(6) QTY
-------------------	--------------------	-------------	-----------------------	---	------------

GROUP 00 CARD SET, SM-B-814618-2

FIG. 3

1	PAOLL	80063	SM-E-809647	CIRCUIT CARD ASSEMB.....	8
2	PAODD	80063	SM-E-816554	CIRCUIT CARD ASSEMB .....	8
3	PAOLL	80063	SM-E-816540	CIRCUIT CARD ASSEMB .....	1

END OF FIGURE

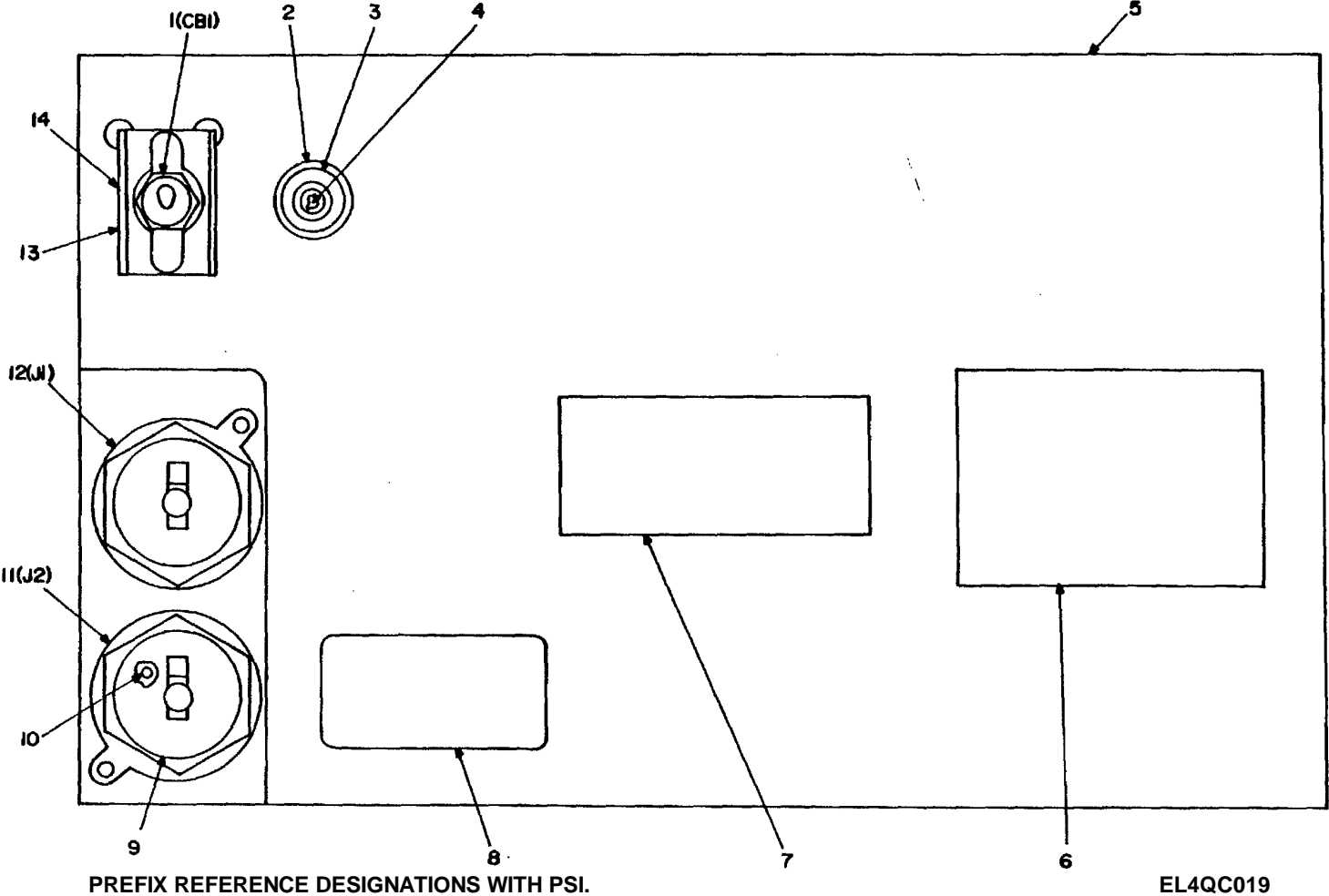


Figure 14. Cover Assembly, 70421-301

## SECTION II

TM 11-5805-715-20P

(1) ITEM NO	(2) SMR CODE	(3) FSCM	(4) PART NUMBER	(5) DESCRIPTION AND USABLE ON CODES(UOC) GROUP 02 CONVER ASSY 70421-301 FIG. 14	(6) QTY
3	PAOZZ	81349	LC36GD2	LENS, LIGHT .....	1
4	PAOZZ	96906	MS25237-327	LAMP, INCANDESCENT .....	1

END OF FIGURE

## NATIONAL STOCK NUMBER AND PART NUMBER INDEX

STOCK NUMBER	FIG.	NATIONAL STOCK NUMBER INDEX		FIG.	ITEM
		ITEM	STOCK NUMBER		
6210-00-151-5276	14	3			
6240-00-155-7836	14	4			
5935-00-577-8846	1	33			
5805-01-078-5953	3	1			
5995-01-079-3718	1	11			
5995-01-079-3719	1	31			
5935-01-092-4267	1	14			
5935-01-092-4268	1	17			
5805-01-120-3200	3	3			
5805-01-120-3208	3	2			
5805-01-121-6545	1	2			
5995-01-146-6176	1	32			

## NATIONAL STOCK NUMBER AND PART NUMBER INDEX

FSCH	PART NUMBER	PART NUMBER INDEX		
		STOCK NUMBER	FIG.	ITEM
81349	LC36GD2	6210-00-151-5276	14	3
96906	MS25237-327	6240-00-155-7836	14	4
81349	M55074/1-01	5935-00-577-8846	1	33
80063	SM-A-811738-1		1	11A
80063	SM-A-838684-71		1	11B
80063	SM-D-811235	5995-01-079-3719	1	31
80063	SM-D-811745	5995-01-146-6176	1	32
80063	SM-D-812377-1	5995-01-079-3718	1	11
80063	SM-E-809647	5805-01-078-5953	3	1
80063	SM-E-816540	5805-01-120-3200	3	3
80063	SM-E-816554	5805-01-120-3208	3	2
77820	21-293723-200	5935-01-092-4267	1	14
77820	21-293723-201	5935-01-092-4268	1	17
11352	70421-01	5805-01-121-6545	1	2

By Order of the Secretaries of the Army and the Navy:

Official:

JOHN A. WICKHAM, JR.  
*General, United States Army*  
*Chief of Staff*

DONALD J. DELANDRO  
*Brigadier General, United States Army*  
*The Adjutant General*


G. B. SCHICK, JR.  
*Rear Admiral, United States Navy*  
*Commander, Naval Electronic*  
*Systems Command*

DISTRIBUTION:

To be distributed in accordance with DA Form 12-36 literature requirements for CV-3478/TTC,



RECOMMENDED CHANGES TO EQUIPMENT TECHNICAL PUBLICATIONS

 <div style="border: 1px solid black; border-radius: 15px; padding: 5px; margin: 10px auto; width: 80%; text-align: center;"> <p><i>THEN...JOT DOWN THE DOPE ABOUT IT ON THIS FORM. CAREFULLY TEAR IT OUT, FOLD IT AND DROP IT IN THE MAIL.</i></p> </div>		SOMETHING WRONG WITH PUBLICATION		
		FROM: (PRINT YOUR UNIT'S COMPLETE ADDRESS)		
PUBLICATION NUMBER		DATE SENT		
PUBLICATION DATE		PUBLICATION TITLE		
BE EXACT PIN-POINT WHERE IT IS				
PAGE NO.	PARA- GRAPH	FIGURE NO.	TABLE NO.	<p style="text-align: center; font-weight: bold;">IN THIS SPACE, TELL WHAT IS WRONG AND WHAT SHOULD BE DONE ABOUT IT.</p>
PRINTED NAME, GRADE OR TITLE AND TELEPHONE NUMBER			SIGN HERE	

**PIN: 058457-000**

This fine document...

Was brought to you by me:



## [Liberated Manuals -- free army and government manuals](#)

Why do I do it? I am tired of sleazy CD-ROM sellers, who take publicly available information, slap “watermarks” and other junk on it, and sell it. Those masters of search engine manipulation make sure that their sites that sell free information, come up first in search engines. They did not create it... They did not even scan it... Why should they get your money? Why are not letting you give those free manuals to your friends?

I am setting this document FREE. This document was made by the US Government and is NOT protected by Copyright. Feel free to share, republish, sell and so on.

I am not asking you for donations, fees or handouts. If you can, please provide a link to [liberatedmanuals.com](http://liberatedmanuals.com), so that free manuals come up first in search engines:

<A HREF=<http://www.liberatedmanuals.com/>>Free Military and Government Manuals</A>

- Sincerely  
Igor Chudov  
<http://igor.chudov.com/>
- [Chicago Machinery Movers](#)