

ARMY  
NAVY

TM 11-5805-714-20P  
EE119-DC-PLO-010/E154 C10333

---

**ORGANIZATIONAL MAINTENANCE  
REPAIR PARTS AND SPECIAL TOOLS LIST  
CONTROL, REMOTE SWITCHBOARD  
C-10333/TTC-39(V)  
(NSN 5805-01-114-7838)**

**This publication has been printed by the UNITED STATES ARMY PUBLICATIONS DISTRIBUTION CENTER, ST. LOUIS, MISSOURI, to meet your needs on a timely basis.**

---

**DEPARTMENTS OF THE ARMY AND THE NAVY**

**20 AUGUST 1984**

TECHNICAL MANUAL  
 No. 11-5805-714-20P  
 TECHNICAL MANUAL  
 EEI 19-DC-POL-10/E154 C10333

DEPARTMENTS OF THE ARMY,  
 AND THE NAVY  
 WASHINGTON, DC, 20 August 1984

**ORGANIZATIONAL MAINTENANCE  
 REPAIR PARTS AND SPECIAL TOOLS LIST  
 CONTROL, REMOTE SWITCHBOARD  
 C-10333/TTC-39(V)  
 (NSN 5805-01-114-7838)**

**Current as of 31 July 1984**

**REPORTING ERRORS AND RECOMMENDING IMPROVEMENTS**

You can help improve this manual. If you find any mistakes or if you know of a way to improve the procedures, please let us know. Mail your letter, DA Form 2028 (Recommended Changes to Publications and Blank Forms) or DA Form 2028-2 located in back of this manual direct to: Commander, US Army Communications-Electronics Command and Fort Monmouth, ATTN: DRSEL-ME-MP, Fort Monmouth, NJ 07703-5007.

For Navy, mail comments to the Commander, Naval Electronics Systems Command, ATTN: ELEX 8122, Washington, DC 20360.

In either case, a reply will be furnished direct to you.

**Table of Contents**

			Page	Illus. Figure
SECTION	I.	Introduction.....	1	
	II.	Repair Parts List.....	5	
GROUP	00	Control. Remote Switchboard C-10333 TTC39(V).....	5	1
		Card Set .....	7	1
	01	Printed Circuit Cards A1, A2, A3, A4, A5 .....		
		(No parts authorized)		
	02	Keyboard (No parts authorized) .....		
	03	Power Supply (No parts authorized).....		
	04	Card Nest (No parts authorized) .....		
	05	Signal Cables Internal (No parts authorized) .....		
SECTION	III.	Special Tools List (Not applicable) .....		
	IV.	National Stock Number and Part Number.....		
		Index .....		

## SECTION I INTRODUCTION

### 1. Scope

This manual lists spares and repair parts; special tools special test, measurement, and diagnostic equipment (TMDE), and other special support equipment required for the performance of organizational maintenance of the C-10333/TTC-39(V). It authorizes the requisitioning and issue of spares and repair parts as indicated by the source and maintenance codes.

### 2. General

This Repair Parts and Special Tools List is divided into the following sections:

*a. Section II. Repair Parts List.* A list of spares and repair parts authorized for use in the performance of maintenance. The list also includes parts which must be removed for replacement of the authorized parts. Parts lists are composed of functional groups in numeric sequence, with the parts in each group listed in figure and item number sequence.

*b. Section III. Special Tools List.* Not applicable.

*c. Section IV. National Stock Number and Part Number Index.* A list, in National item identification number (NIN) sequence, of all National stock numbers (NSN) appearing in the listings, followed by a list, in alphameric sequence, of all part numbers appearing in the listings. National stock numbers and part numbers are cross-referenced to each illustration figure and item number appearance.

### 3. Explanation of Columns

*a. Illustration.* This column is divided as follows:

(1) *Figure Number.* Indicates the figure number of the illustration on which the item is shown.

(2) *Item number.* The number used to identify item called out in the illustration.

*(b) Source, Maintenance, and Recoverability (SMR) Codes..*

(1) *Source code.* Source code indicates the manner of acquiring support items for maintenance, repair, overhaul of end items. Source codes are entered in the first and second positions of the Uniform SMR Code format as follows:

*Code      Definition*

PA - Item procured and stocked for anticipated or known usage.

PB - Item procured and stocked for insurance purpose because essentiality dictates that a minimum quality be available in the supply system.

PC - Item procured and stocked and which would be coded PA except that it is deteriorative in nature

PD - Support item, excluding support equipment, procured for initial issue or outfitting and stocked only for subsequent or additional initial issue or outfitting. Not subject to automatic replenishment

PE - Support equipment procured and stocked for initial issue or outfitting to specified maintenance repair activities.

PF - Support equipment which will not be stocked but which will be centrally procured on demand.

PG - Item procured and stocked to provide for sustained support for the life of the equipment. It is applied to an item peculiar to the equipment which because of probable discontinuance or shutdown of production facilities would prove uneconomical to reproduce at a later time.

KD - An item of a depot overhaul/repair kit and not purchased separately. Depot kit defined as a kit that provides items required at the time of overhaul or repair.

KF - An item of a maintenance kit and not purchased separately. Maintenance kit defined as a kit that provides an item that can be replaced at organizational or intermediate levels of maintenance.

KB - Item included in both depot overhaul/repair kit and maintenance kit.

MO - Item to be manufactured or fabricated at organizational level.

MF - Item to be manufactured or fabricated at the direct support maintenance level.

MH - Item to be manufactured or fabricated at the general support maintenance level.

MD - Item to be manufactured or fabricated at the depot maintenance level.

AO - Item to be assembled at organizational level.

AF - Item to be assembled at direct support maintenance level.

AH - Item to be assembled at general support maintenance level

AD - Item to be assembled at depot maintenance level.

*Code Definition.*

- XA - Item is not procured or stocked because the requirements for the item will result in the replacement of the next higher assembly
- XB - Item is not procured or stocked. If not available through salvage. requisition.
- XC - Installation drawing, diagram, instruction sheet, field service drawing, that is identified. by manufactures part number.
- XD - A support item that is not stocked. When required, item will be procured through normal supply channels.

**NOTE**

Cannibalization or salvage may be used as a source of supply for any items source coded above except those coded XA and aircraft support items as restricted by AR 750-1.

(2) *Maintenance code.* Maintenance codes are assigned to indicate the levels of maintenance authorized to USE and REPAIR support items. The maintenance codes are entered in the third and fourth positions of the Uniform SMR Code format as follows.

(a) The maintenance code entered in the third position will indicate the lowest maintenance level authorized to remove, replace, and use the support item. The maintenance code entered in the third position will indicate one of the following levels of maintenance:

*Code Application Explanation*

- C - Crew or operator maintenance performed within organizational maintenance.
- O - Support item is removed, replaced, used at the organizational level.
- F - Support item is removed, replaced, used at the direct support level
- H - Support item is removed, replaced used at the genera support level.
- D - Support items that are removed, replaced, used at depot, mobile depot, specialized repair activity only

(b) The maintenance code entered in the fourth position indicates whether the item is to be repaired and identifies the lowest maintenance level with the capability to perform complete repair (i.e., all authorized maintenance functions). This position will contain one of the following maintenance codes:

*Code Application/Explanation*

- O - The lowest maintenance level capable of complete repair of the support item is the
- F - The lowest maintenance level capable of complete repair of the support item is the direct support level.
- H - The lowest maintenance level capable of complete repair of the support item is the general support level.
- D - The lowest maintenance level capable of complete repair of the support item is the depot level
- L - Repair restricted to designated specialized repair activity.
- Z - Nonreparable No repair is authorized
- B - No repair is authorized. The item may be reconditioned by adjusting, lubricating, etc., at the user level. No parts or special tools are procured for the maintenance of this item.

(3) *Recoverability code.* Recoverability codes are assigned to support items to indicate the disposition action on unserviceable items. The recoverability code is entered in the fifth position of the Uniform SMR Code format as follows:

*Recoverability*

*Codes Definition*

- Z Nonreparable item. When unserviceable, condemn and dispose at the level indicated in position 3.
- O - Reparable item. When uneconomically repairable, condemn and dispose at organizational level.
- F - Reparable item. When uneconomically repairable, condemn and dispose at the direct support level.
- H - Reparable item. When uneconomically repairable condemn and dispose at the general support level.
- D - Reparable item. When beyond lower level repair capability, return to depot. Condemnation and disposal not authorized below depot level.
- L - Reparable item. Repair, condemnation, and disposal not authorized below depot/specialized repair activity level
- A - Item requires special handling or condemnation procedures because of specific reasons (i.e., precious metal content, high dollar (value., critical material or hazardous material Refer to appropriate manuals. directives for specific Instructions.

c. National Stock Number. Indicates the National stock number assigned to the item and will be used for requisitioning purposes.

d. Federal Supply Code for .Manufacturer (FSCM). The FSCM is a 5-digit numeric code listed in SB 708-41 42 which is used to identify the manufacturer, distributor, or Government agency, etc.

e. Part .Number. Indicates the primary number used by the manufacturer (individual company. firm. corpora-.

tion, or Government activity), which controls the design and characteristics of the item by means of its engineering drawings, specifications, standards, and inspection requirement to identify an item or range of items.

#### **NOTE**

When a stock numbered item is requisitioned, the repair part received may have a different part number than the part being replaced.

- f. Description. Indicates the Federal item name and, if required, a minimum description to identify the item.
- g. Unit of Measure (U/ M). Indicates the standard of the basic quantity of the listed item as used in performing the actual maintenance function. This measure is expressed by a two-character alphabetical abbreviation (e.g., ea, in, pr, etc.). When the unit of measure differs from the unit of issue, the lowest unit of issue that will satisfy the required units of measure will be requisitioned.
- h. Quantity Incorporated in Unit. Indicates the quantity of the item used in the breakout shown on the illustration figure, which is prepared for a functional group, subfunctional group, or an assembly.

#### **4. Special Information**

- a. The following publications pertain to the C-10333/ TTC-39(V) and its components:  
TM 11-5805-714-12, Control, Remote Switchboard C-10333; TTC-39(V).
- b. The illustrations in this manual are identical to those published in TM 11-5805-714-34P. Only those parts assigned the third position SMR maintenance code "C" or "O" are listed in the tabular listing; therefore, there may be a break in the item number sequence. Only illustrations containing organizational authorized items appear in this manual.
- c. This Repair Parts and Special Tools List is a short form RPSTL. All repair parts will be listed in the next revision.
- d. National stock numbers (NSN's) that are missing from P source coded items have been applied for and will be added to this TM by future change/revision when they are entered in the Army Master Data File(AMDF). Until the NSN's are established and published, submit exception requisitions to: Commander, US Army Communications-Electronics Command and Fort Monmouth, ATTN: DRSEL-MM, Fort Monmouth, NJ 07703-5007 for the part required to support your equipment.

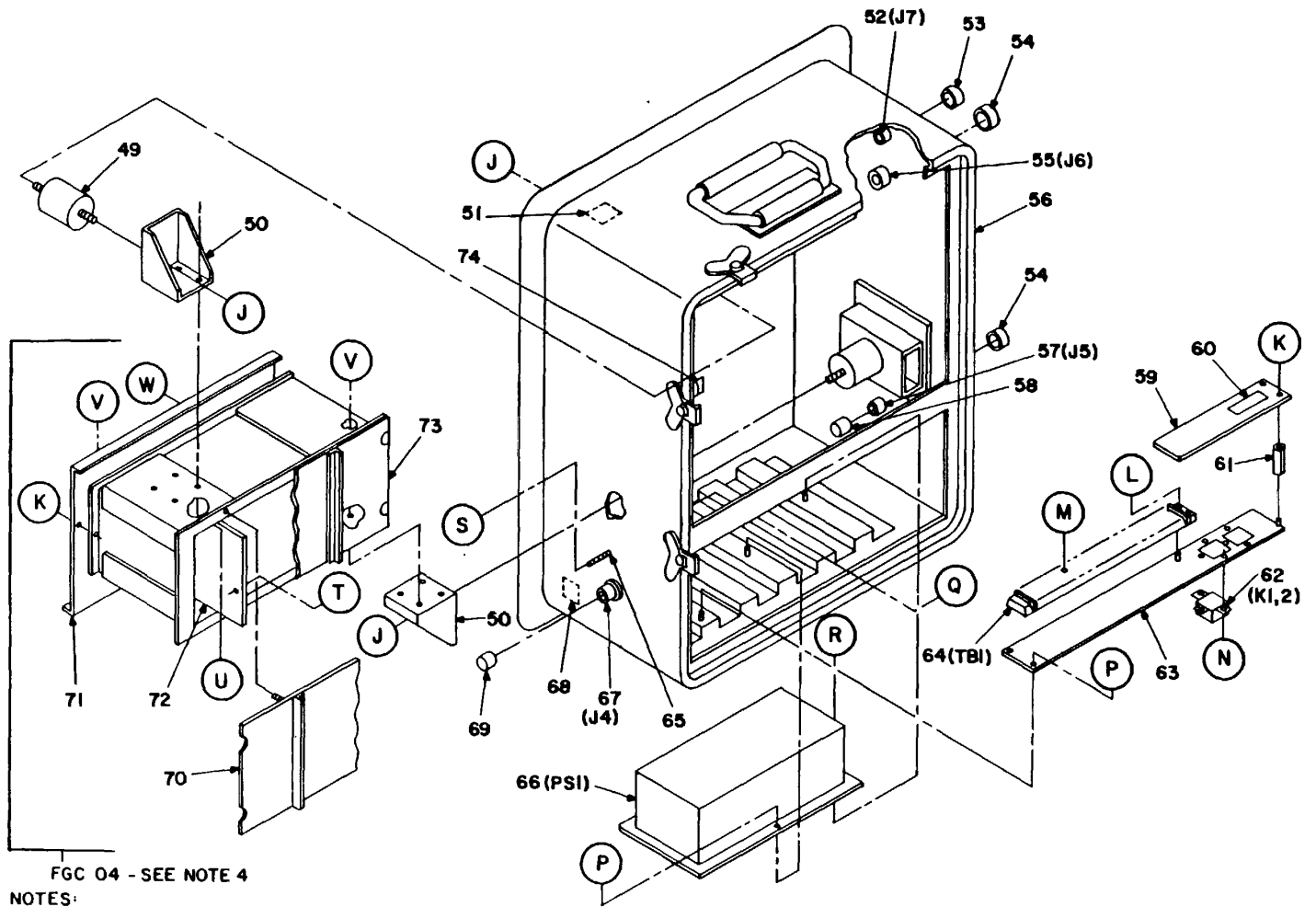
#### **5. How to Locate Repair Parts**

- a. When National stock number or part number is unknown.
  - (1) First. Using the table of contents, determine the functional group within which the item belongs. This is necessary since illustrations are prepared for functional groups and listings are divided into the same groups.
  - (2) Second. Find the illustration covering the functional group to which the item belongs.
  - (3) Third. Identify the item on the illustration and note the illustration figure and item number of the item.
  - (4) Fourth. Using the Repair Parts Listing, find the figure and item number noted on the illustration.
- b. When National stock number or part number is known.
  - (1) First. Using the Index of National Stock Numbers and Part Numbers, find the pertinent National stock number or part number. This index is in NIIN sequence followed by a list of part numbers in alphameric sequence, cross-referenced to the illustration figure number and item number.
  - (2) Second. After finding the figure and item number, locate the figure and item number in the repair parts list.

#### **6. Abbreviations**

Not applicable.

**(Next printed page is 4.1)**



FGC 04 - SEE NOTE 4  
 NOTES:  
 3. SEE SHEETS 3 AND 4 FOR ENCIRCLED DETAILS  
 4. ITEMS 70 THRU 73 ARE PART OF FGC 04.

EL8FB002

Figure 1. Control, remote switchboard C-10333/TTC-39 (Sheet 1 of 2).  
 4.1

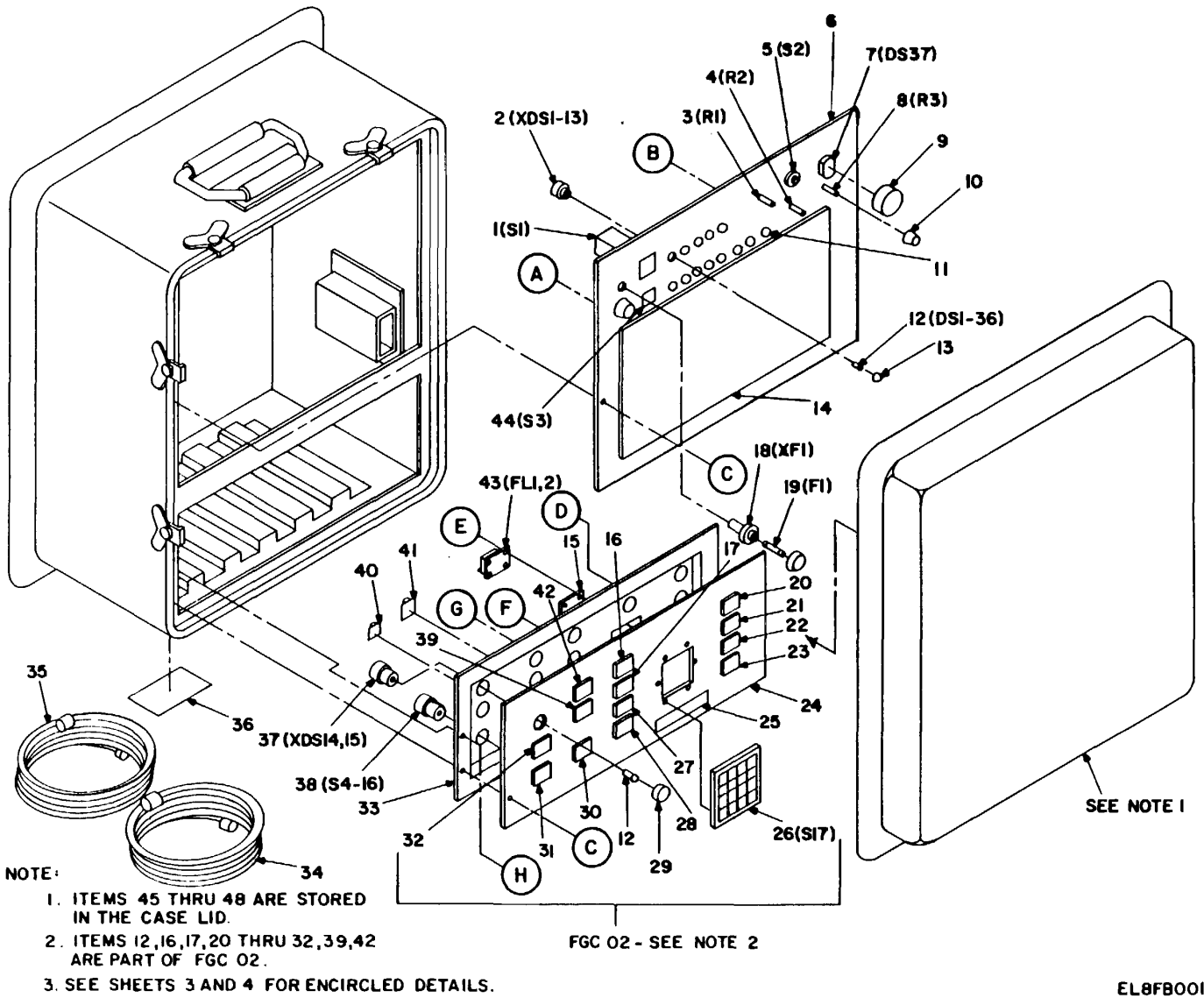


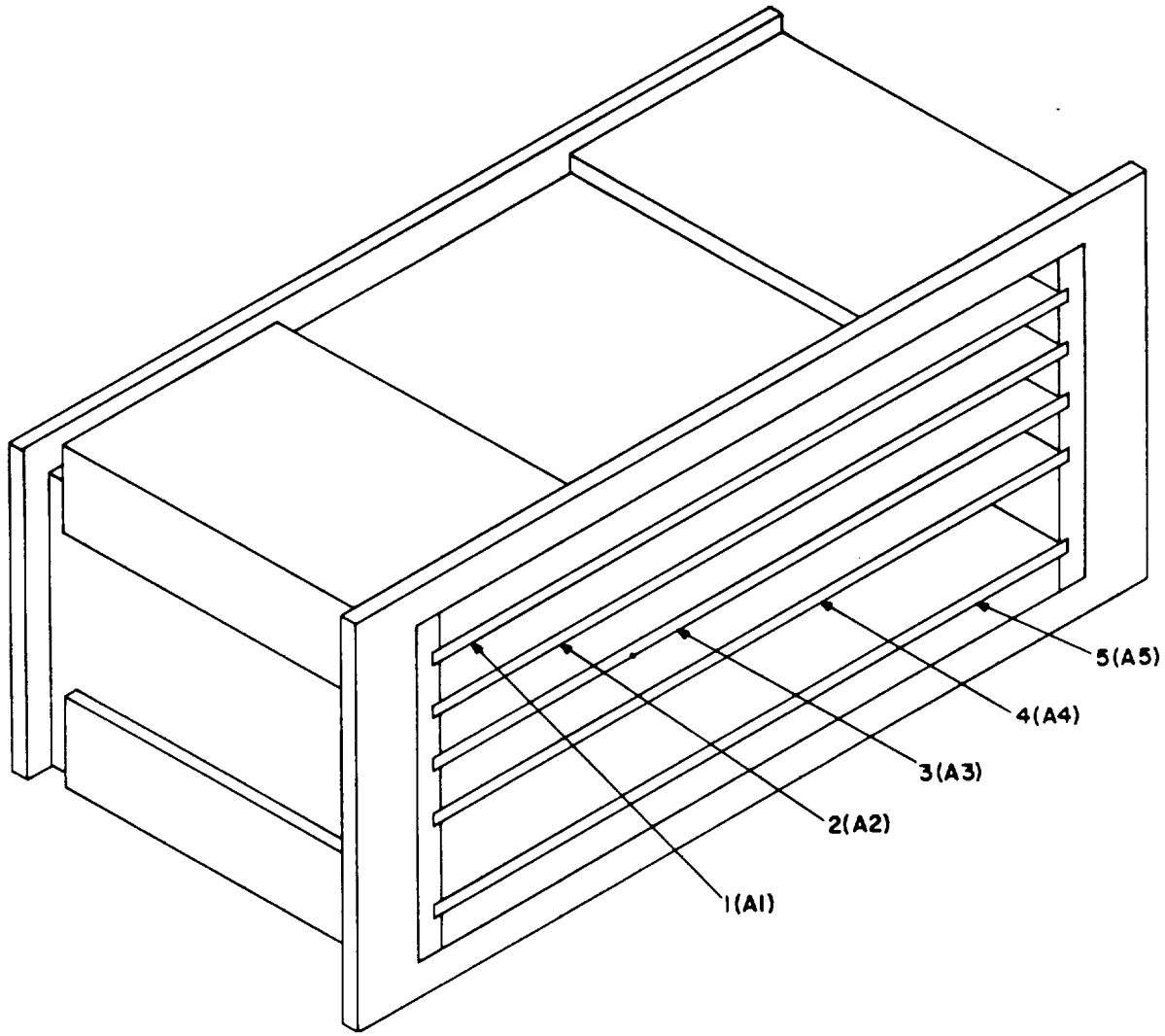
Figure 1. Control, remote switchboard C-10333/TTC-39 (Sheet 2 of 2).

SECTION II

TM 11-5805-714-20P/EE119-DC-PLO-010/E154 C10333

(1) ILLUSTRATION		(2)	(3)	(4)	(5)	(6) DESCRIPTION	(7)	(8)
(a) FIG NO.	(b) ITEM NO.	SMR CODE	NATIONAL STOCK NUMBER	FSCM	PART NUMBER	USABLE ON CODE	U/M	QTY INC IN UNIT
						GROUP 00 CONTROL.REMOTE SWITCHBOARD, C-10333/TTC-39(V)		
1	2	PAOZZ	6210-00-438-2234	81349	LH73-2	LIGHT,INDICATOR.....	EA	13
1	10	PAOZZ	5355-00-839-2138	96906	MS9152-2E1BB	KNOB .....	EA	3
1	11	PAOZZ	6210-00-231-0613	81349	LC22RN2	LENS,LIGHT .....	EA	1
1	12	PAOZZ	6240-00-132-4011	71744	CM7333	LAMP,INCANDESCENT .....	EA	36
1	13	PAOZZ	6210-00-169-6129	81349	LG27WT2	LENS,LIGHT .....	EA	12
1	34	PAOFF	5995-01-141-3934	80063	SM-D-817252-2	CABLE ASSEMBLY,POWE .....	EA	1
1	35	PAOFF	5995-01-141-3935	80063	SM-D-817253-2	CABLE ASSEMBLY,POWE .....	EA	1
1	45	PAOFF	5965-01-141-3938	80063	SM-D-813544	HEADSET-MICROPHONE .....	EA	1
1	47	PAOFF	5995-01-141-3933	80063	SM-D-812394-1	CABLE ASSEMBLY,POWE .....	EA	1
1	53	PAOZZ	5935-01-159-1634	77820	10-427950-099	COVER,ELEC CONN .....	EA	1
1	54	PAOZZ	5935-01-159-1633	77820	10-427950-139	COVER,ELEC CONN .....	EA	2
1	66	PAODD	5805-01-121-6546	11352	70418-01	POWER SUPPLY .....	EA	1
1	69	PAOZZ	5935-00-421-2772	87557	9115C0046	COVER,ELECTRICAL CO.....	EA	1
					<b>5</b>			





EL8FB005

Figure 2. Card set.

SECTION II

TM 11-5805-741-20P/EE119-DC-PLO-010/E154 C10333

(1) ILLUSTRATION		(2)	(3)	(4)	(5)	(6)	(7)	(8)
(a) FIG NO.	(b) ITEM NO.	SMR CODE	NATIONAL STOCK NUMBER	FSCM	PART NUMBER	DESCRIPTION  USABLE ON CODE	U/M	QTY INC IN UNIT
2	1	PAODA	5805-01-120-3111	80063	SM-E-815555	CIRCUIT CARD ASSEMB .....	EA	1
2	2	PAOZA	5805-01-120-3112	80063	SM-E-815556	CIRCUIT CARD ASSEMB .....	EA	1
2	3	PAOZA	5805-01-120-3113	80063	SM-E-815557	CIRCUIT CARD ASSEMB .....	EA	1
2	4	PAODA	5805-01-120-3114	80063	SM-E-815558	CIRCUIT CARD ASSEMB .....	EA	1
2	5	PAODA	5805-01-120-3198	80063	SM-E-815558	CIRCUIT CARD ASSEMB .....	EA	1
					7			

NATIONAL STOCK NUMBER AND PART NUMBER INDEX

STOCK NUMBER	FIG. NO.	ITEM NO.	STOCK NUMBER	FIG. NO.	ITEM NO.
6240-00-132-4011	1	12	5805-01-120-3114	2	4
6210-00-169-6129	1	13	5805-01-120-3198	2	5
6210-00-231-0613	1	11	5805-01-121-6546	1	66
5935-00-421-2772	1	69	5995-01-141-3933	1	47
6210-00-438-2234	1	2	5995-01-141-3934	1	34
5355-00-839-2138	1	10	5995-01-141-3935	1	35
5805-01-120-3111	2	1	5965-01-141-3938	1	45
5805-01-120-3112	2	2	5935-01-159-1633	1	54
5805-01-120-3113	2	3	5935-01-159-1634	1	53

FSCM	PART NUMBER	FIGURE NO.	ITEM NO.	FSCM	PART NUMBER	FIGURE NO.	ITEM NO.
71744	CM7333	1	12	80063	SM-E-815555	2	1
81349	LC27RN2	1	11	80063	SM-E-815556	2	2
81349	LC27WT2	1	13	80063	SM-E-815557	2	3
81349	LH73-2	1	2	80063	SM-E-815558	2	4
96906	MS91528-2E1B	1	10	80063	SM-E-816538	2	5
80063	SM-D-812394-1	1	47	77820	10-427950-099	1	53
80063	SM-D-813544	1	45	77820	10-427950-139	1	54
80063	SM-D-817252-2	1	34	11352	70418-01	1	66
80063	SM-D-817253-2	1	35	87557	9115C0046	1	69

By Order of the Secretaries of the Army and the Navy:

Official:

JOHN A. WICKHAM JR.  
*General, United States Army*  
*Chief of Staff*

ROBERT M. JOYCE  
*Major General, United States Army*  
*The Adjutant General*

G. B. SCHICK, JR.  
*Rear Admiral, United States Navy*  
*Commander, Naval Electronic*  
*Systems Command*

DISTRIBUTION:

To be distributed in accordance with DA Form 12-51A-1 requirements for AN/TTC-39.

RECOMMENDED CHANGES TO EQUIPMENT TECHNICAL PUBLICATIONS



THEN... JOT DOWN THE DOPE ABOUT IT ON THIS FORM, CAREFULLY TEAR IT OUT, FOLD IT AND DROP IT IN THE MAIL!

**SOMETHING WRONG WITH THIS PUBLICATION?**

FROM: (PRINT YOUR UNIT'S COMPLETE ADDRESS)

DATE SENT

PUBLICATION NUMBER

PUBLICATION DATE

PUBLICATION TITLE

BE EXACT... PIN-POINT WHERE IT IS

PAGE NO.

PARA-GRAPH

FIGURE NO.

TABLE NO.

IN THIS SPACE TELL WHAT IS WRONG AND WHAT SHOULD BE DONE ABOUT IT:

TEAR ALONG PERFORATED LINE

PRINTED NAME, GRADE OR TITLE, AND TELEPHONE NUMBER

SIGN HERE:

DA FORM 2028-2  
1 JUL 79

PREVIOUS EDITIONS ARE OBSOLETE.

P.S.—IF YOUR OUTFIT WANTS TO KNOW ABOUT YOUR RECOMMENDATION MAKE A CARBON COPY OF THIS AND GIVE IT TO YOUR HEADQUARTERS.



This fine document...

Was brought to you by me:



## [Liberated Manuals -- free army and government manuals](#)

Why do I do it? I am tired of sleazy CD-ROM sellers, who take publicly available information, slap “watermarks” and other junk on it, and sell it. Those masters of search engine manipulation make sure that their sites that sell free information, come up first in search engines. They did not create it... They did not even scan it... Why should they get your money? Why are not letting you give those free manuals to your friends?

I am setting this document FREE. This document was made by the US Government and is NOT protected by Copyright. Feel free to share, republish, sell and so on.

I am not asking you for donations, fees or handouts. If you can, please provide a link to [liberatedmanuals.com](http://liberatedmanuals.com), so that free manuals come up first in search engines:

<A HREF=<http://www.liberatedmanuals.com/>>Free Military and Government Manuals</A>

- Sincerely  
Igor Chudov  
<http://igor.chudov.com/>
- [Chicago Machinery Movers](#)