

TM 11-5805-583-24P

TECHNICAL MANUAL

ORGANIZATIONAL, DIRECT SUPPORT, AND GENERAL SUPPORT
MAINTENANCE REPAIR PARTS AND SPECIAL TOOLS LISTS
(INCLUDING DEPOT MAINTENANCE REPAIR PARTS AND SPECIAL TOOLS)

FOR

CENTER, COMMUNICATIONS PATCHING AN/TSC-76
(NSN 5895-00-878-2707)

This copy is a reprint which includes current
pages from Change 1.

HEADQUARTERS, DEPARTMENT OF THE ARMY

THIS PUBLICATION IS A COURTESY QUICK COPY
FROM THE UNITED STATES ARMY PUBLICATIONS
DISTRIBUTION CENTER, ST. LOUIS, MISSOURI,
TO MEET YOUR NEEDS WHILE WE REPLENISH OUR
REGULAR STOCK.

JULY 1976

TECHNICAL MANUAL }
 No. 11-6806-583-24P }

HEADQUARTERS
 DEPARTMENT OF THE ARMY
 WASHINGTON, DC, 20 July 1976

**ORGANIZATIONAL, DIRECT SUPPORT, AND GENERAL SUPPORT MAINTENANCE
 REPAIR PARTS AND SPECIAL TOOLS LISTS
 (INCLUDING DEPOT MAINTENANCE REPAIR PARTS AND SPECIAL TOOLS)
 FOR
 CENTER, COMMUNICATIONS PATCHING AN/TSC-76
 (NSN 5895-00-878-2707)
 Current as of 26 March 1976**

REPORTING OF ERRORS

You can improve this manual by recommending improvements using DA Form 2028-2 located in the back of the manual. Simply tear out the self addressed form, fill it out as shown on the sample, fold it where shown, and drop it in the mail.

If there are no blank DA Form 2028-2 in the back of your manual, use the standard DA Form 2028 (Recommended Changes to Publication and Blank Forms) and forward to the Commander, US Army Communications and Electronics Materiel Readiness Command, ATTN: DRSEL-MA-Q, Fort Monmouth, NJ 07702.

In either case a reply will be furnished direct to you.

	Page	Figure
SECTION I. Introduction	1	
II. Repair parts list	5	
GROUP 00 Center, Communications Patching AN/TSC-76	5	1
01 Distribution Box J-1077A/U (See TM 11-6110-201-16P for parts)		
02 Headset, Microphone H-144/U (See TM 11-5965-206-14P for parts)		
03 Intercommunications Stations LS-147C/FI (See TM 11-5830-221-24P for parts)		
04 Switch Board, Telephone Manual SB-22A/PT (See TM 11-5806-262-20P and TM 11-5806-262-35P for parts)		
05 Telephone Set TA-312/PT (See TM 11-5806-201-12 and TM 11-5806-201-35 for parts)		
06 Teletypewriter Set TT-96()/FG (See TM 11-5815-200-12 and TM 11-5815-200-35P/2 for parts)		
07 Terminal Telegraph TH-22/TG (See TM 11-5805-356-12 and TM 11-5806-356-34-1 for parts)		
08 Shelter, Electrical Equipment S-403/TSC-76	6	2, 3, 4
09 Generator Set PU-617/M (See TM 5-6115-365-15 for parts)		
SECTION III. Special tools list (Not applicable)		
IV. National stock number and part number index	14	

*This manual supersedes so much of TM 11-5805-583-15, 30 October 1970 as pertains to repair parts and special tools list.

SECTION I INTRODUCTION

1. Scope

This manual lists repair parts and special tools required for performance of organizational, direct support, and general support maintenance of the AN/TSC-76.

2. General

This Repair Parts and Special Tools List is divided into the following sections:

a. Section II. Repair Parts List. A list of repair parts authorized for use in the performance of maintenance. The list also includes parts which must be removed for replacement of the authorized parts. Parts lists are composed of functional groups in ascending numerical sequence, with the parts in each group listed in figure and item number sequence.

b. Section III. Special Tools List. Not applicable.

c. Section IV. National Stock Number and Part Number Index. A list, in ascending National item identification number (NIIN, last 9 digits) sequence, of all National stock numbers appearing in the listings, followed by a list in alphameric sequence, of all part numbers appearing in the listings. National stock number and part numbers are cross-referenced to each illustration figure and item number appearance.

3. Explanation of Columns

The following provides an explanation of columns found in the tabular listings:

a. Illustration. This column is divided as follows:

(1) *Figure number.* Indicates the figure number of the illustration in which the item is shown.

(2) *Item number.* The number used to identify each item called out in the illustration.

b. Source, Maintenance and Recoverability Codes (SMR).

(1) *Source code.* Source codes are assigned to support items to indicate the manner of acquiring support items for maintenance, repair, or overhaul of end items. Source codes are entered in the first and second positions of the Uniform SMR Code format as follows:

<i>Code</i>	<i>Definition</i>
PA	Item procured and stocked for anticipated or known usage.
PD	Support item, excluding support equipment procured for initial issue or outfitting and stocked only for subsequent or additional initial issues or outfittings. Not subject to automatic replenishment.

<i>Code</i>	<i>Definition</i>
XD	A support item that is not stocked. When required, item will be procured through normal supply channels.

NOTE

Cannibalization or salvage may be used as a source of supply for any items source coded above except those coded XA, XD, and aircraft support items as restricted by AR 700-42.

(2) *Maintenance code.* Maintenance codes are assigned to indicate the levels of maintenance authorized to USE and REPAIR support items. The maintenance codes are entered in the third and fourth positions of the Uniform SMR Code format as follows:

(a) The maintenance code entered in the third position will indicate the lowest maintenance level authorized to remove, replace, and use the support item. The maintenance code entered in the third position will indicate one of the following levels of maintenance:

<i>Code</i>	<i>Application/Explanation</i>
O	Support item is removed, replaced, used at the organizational level.
H	Support item is removed, replaced, used at the general support level.
D	Support items that are removed, replaced, used at depot, mobile depot, specialized repair activity only.

(b) The maintenance code entered in the fourth position indicates whether the item is to be repaired and identifies the lowest maintenance level with the capability to perform complete repair (i.e., all authorized maintenance functions). This position will contain one of the following maintenance codes:

<i>Code</i>	<i>Application/Explanation</i>
H	The lowest maintenance level capable of complete repair of the support item is the general support level.
D	The lowest maintenance level capable of complete repair of the support item is the depot level.
Z	Nonreparable. No repair is authorized.

(3) *Recoverability code.* Recoverability codes are assigned to support items to indicate the disposition action on unserviceable items. The recoverability code is entered in the fifth position of the Uniform SMR Code format as follows:

<i>Recoverability codes</i>	<i>Definition</i>
Z	Nonreparable item. When unserviceable, condemn and dispose at the level indi-

TM 11-5805-583-24P

Recoverability
codes

Definitions

cated in position 3.

- H — Repairable item. When uneconomically repairable, condemn and dispose at the general support level.
- D — Repairable item. When beyond lower level repair capability, return to depot. Condemnation and disposal not authorized below depot level.

c. National Stock Number. Indicates the National stock number assigned to the item and will be used for requisitioning purposes.

d. Part Number. Indicates the primary number used by the manufacturer (individual, company, firm, corporation, or Government activity), which controls the design and characteristic of the item by means of its engineering drawings, specifications standards, and inspection requirements, to identify an item or range of items.

NOTE

When a stock numbered item is requisitioned, the repair part received may have a different part number than the part being replaced

e. Federal Supply Code for Manufacturer (FSCM). The FSCM is a 5-digit numeric code listed in SB 708-42 which is used to identify the manufacturer, distributor, or Government agency, etc.

f. Description. Indicates the Federal item name and, if required, a minimum description to identify the item.

g. Unit of Measure (U/M). Indicates the standard of the basic quantity of the listed item as used in performing the actual maintenance function. This measure is expressed by a two-character alphabetical abbreviation (e.g., ea, in, pr, etc.). When the unit of measure differs from the unit of issue, the lowest unit of issue that will satisfy the required units of measure will be requisitioned.

h. Quantity Incorporated in Unit. Indicates the quantity of the item used in the breakout shown on the illustration figure, which is prepared for a functional group, subfunctional group, or an assembly.

4. Special Information

a. The following publication pertain to the AN/TSC-76 and its components:

TM 5-6115-365-15, Generator Sets, Gasoline and Diesel Engine Driven, Trailer Mounted PU-617/M

TM 11-5805-201-12, Telephone Set TA-312/PT

TM 11-5805-201-35, Telephone Set TA-312/PT

TM 11-5805-262-20P, Telephone Switchboard SB-22A/PT

TM 11-5805-262-35P, Telephone Switchboard SB-22A/PT

TM 11-5805-356-12, Terminal, Telegraph-Telephone AN/TCC-29 (Including Terminal, Telegraph TH-22/TG and Converter Telegraph-Telephone Signal CV-425/U)

TM 11-6806-866-34-1, Terminal, Telegraph TH-22/TG and Filter Assembly, Electrical F-316/U

TM 11-5805-683-15, Center Communications, Patching AN/TSC-76

TM 11-5815-200-12, Teletypewriter Sets AN/FGC-20, AN/FGC-20X, AN/FGC-21, AN/FGC-64, AN/FGC-66, AN/FGC-67, AN/FGC-67X, AN/UGC-4, AN/UGC-29, AN/UGC-29X, AN/FGC-159, AN/FGC-160, and Teleprinter TT-259/FG.

TM 11-5815-200-36P/2, Teletypewriter Sets AN/FGC-20X and AN/UGC-4.

TM 11-5830-221-24P, Intercommunication Station LS-147C/FI

TM 11-5965-206-14P, Headset-Microphone H-91A/U; Handset-Headset H-144/U, H-144A/U, H-144B/U, H-144C/U and Headset-Microphone H-210/G

TM 11-6110-201-15P, Distribution Boxes J-1077/U and J-1077A/U.

TM 760-6-32, Army Equipment Data Sheets Generator Sets and Electric Power Plants, Truck and Trailer Mounted

b. Action change codes indicated in the left-ban margin of the Wing page denote the following:
N — Indicates an added item.

5. How to Locate Repair Parts

a. When National stock number or part number is unknown.

(1) *First.* Using the table of contents, determine the functional group within which the repair part belongs. This is necessary since illustrations, are prepared for functional groups and listings are divided into the same groups.

(2) *Second.* Find the illustration covering the functional group to which the repair part belongs.

(3) *Third.* Identify the repair part on the illustration and note the illustration figure and item number of the repair part.

(4) *Fourth.* Using the Repair Parts Listing, find the figure and item number noted on the illustration.

b. When National stock number or part number is known.

(1) *First.* Using the Index of National Stock Numbers and Part Numbers, find the pertinent National stock number or part number. This index is in ascending NIIN sequence followed by a list of part numbers in ascending alphameric sequence cross-referenced to the illustration figure number and item number.

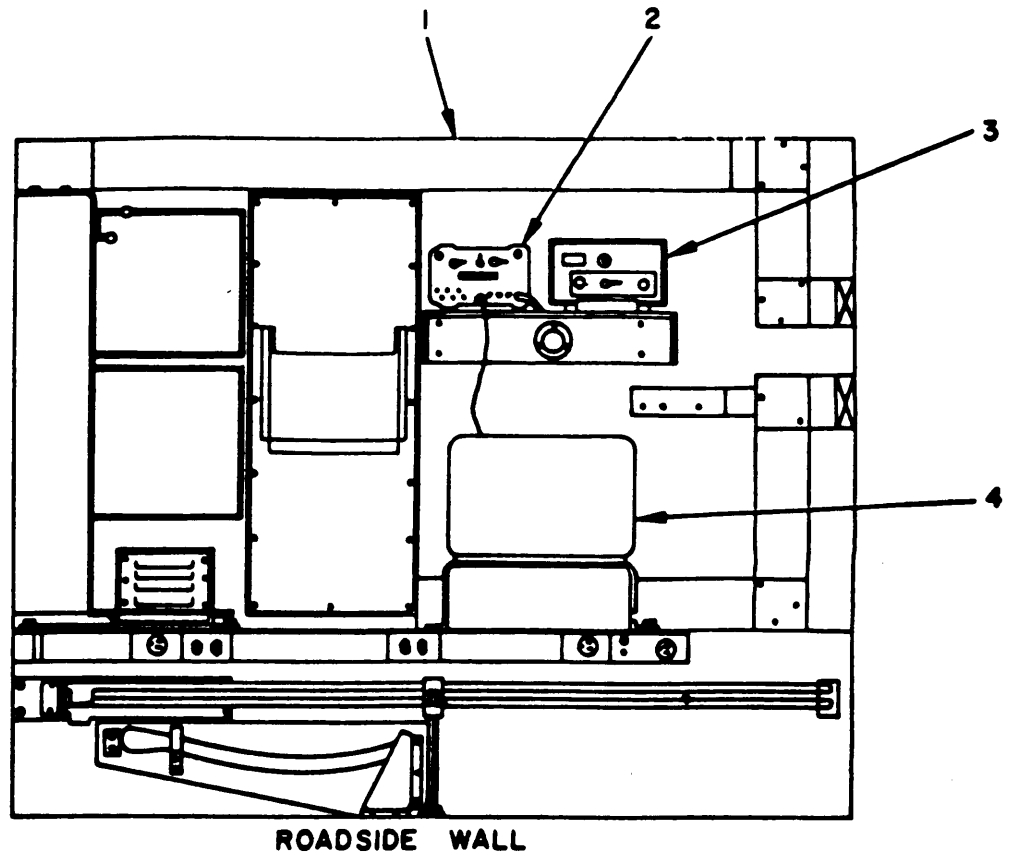
(2) *Second.* After finding the figure and item number, locate the figure and item number in the repair parts list.

6. Abbreviations

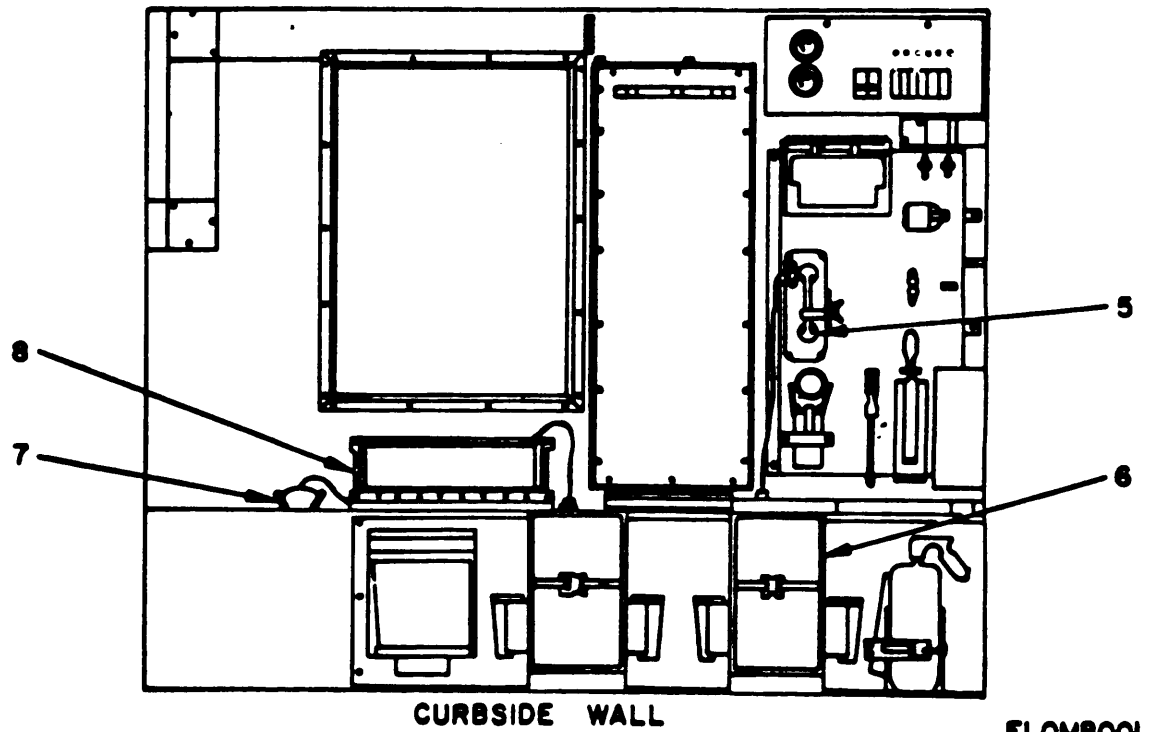
Not applicable.

(Next printed page is 4.1)





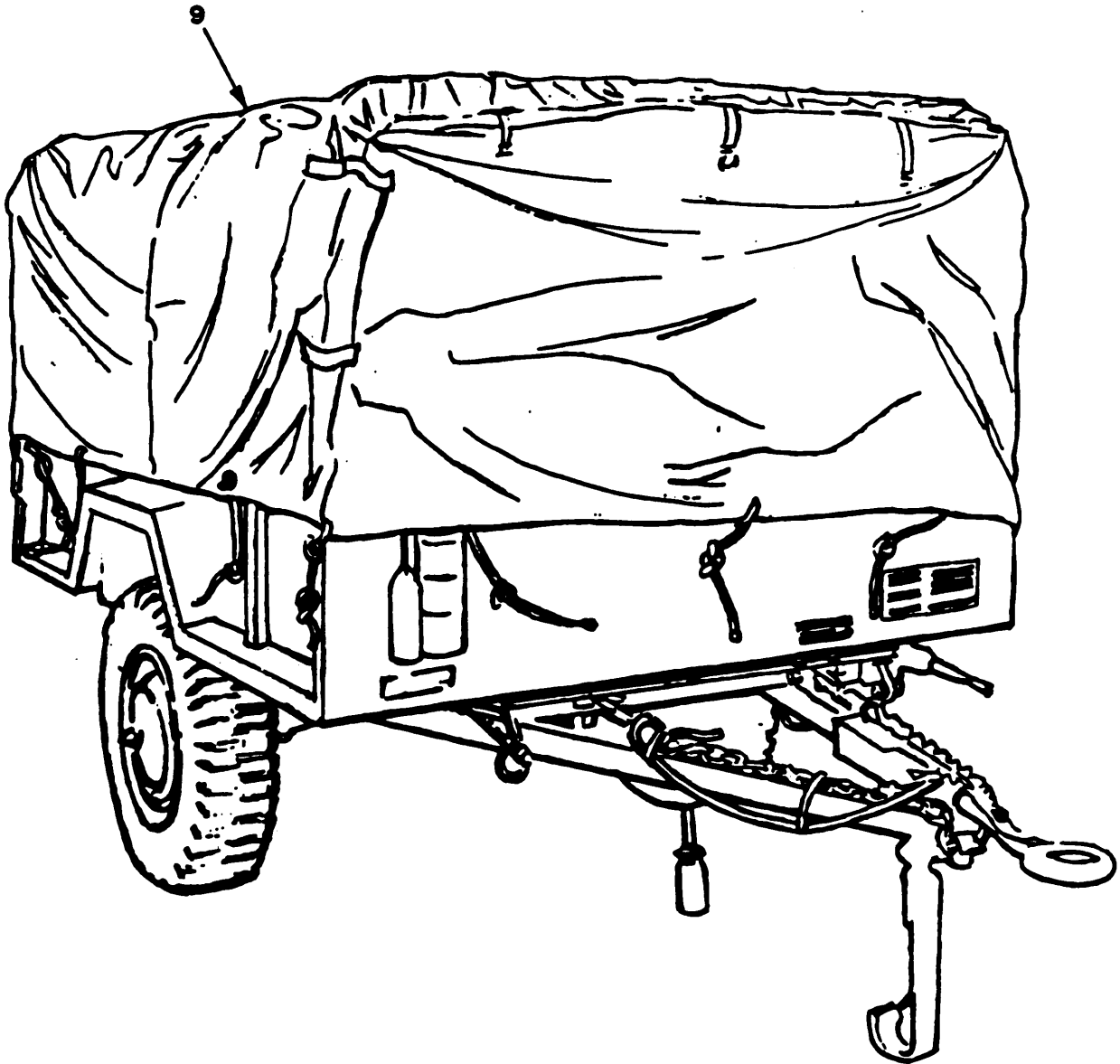
ROADSIDE WALL



CURBSIDE WALL

ELOMBOOI |

Figure 1. Center, Communications Patching AN/TSC-76
(Sheet 1 of 2).



ELOMB005

Figure 1. Center, Communication Patching AN/TSC-76 (Sheet 2 of 2).

4.2 Change 1

SECTION II

TM11-5805-583-24P

(1)	(2)	(3)	(4)	(5)	(6)	(7)	(8)	
ILLUSTRATION							QTY	
(a)	(b)	NATIONAL			DESCRIPTION		INC	
FIG	ITEM	SMR	STOCK	PART			IN	
NO.	NO.	CODE	NUMBER	NUMBER	FSCM	USABLE ON CODE	U\M	UNIT
GROUP 00 CENTER, COMMUNICATIONS PATCHING								
AN/TSC-76								
1	1	XDOHD	5410-00-877-9442	S403TSC76	80058	SHELTER, ELECTRICAL EQUIPMENT	EA 1	
1	2	PDODD	5805-00-907-8300	TH22TG	80058	TERMINAL, TELEGRAPH	EA 1	
1	3	PDODD	5830-00-752-5357	LS147CFI	80058	INTERCOMMUNICATIONS STATIONS	EA 1	
1	4	PDODD	5815-00-503-2764	TT98()FG	80058	TELETYPEWRITER SET	EA 1	
1	5	PDODD	5805-00-543-0012	TA312PT	80058	TELEPHONE SET	EA 1	
1	6	PDODD	6110-00-985-7574	J1077AU	80058	BOX, DISTRIBUTION	EA 1	
1	7	PDODD	5965-00-682-2769	N144U	80058	HEADSET, MICROPHONE	EA 1	
1	8	PDODD	5805-00-715-6171	SB22APT	80058	SWITCH BOARD, TELEPHONE MANUAL	EA 1	
N 1	9	PDODD	6115-00-738-6335	PU-617/U	80058	GENERATOR SET	EA 1	

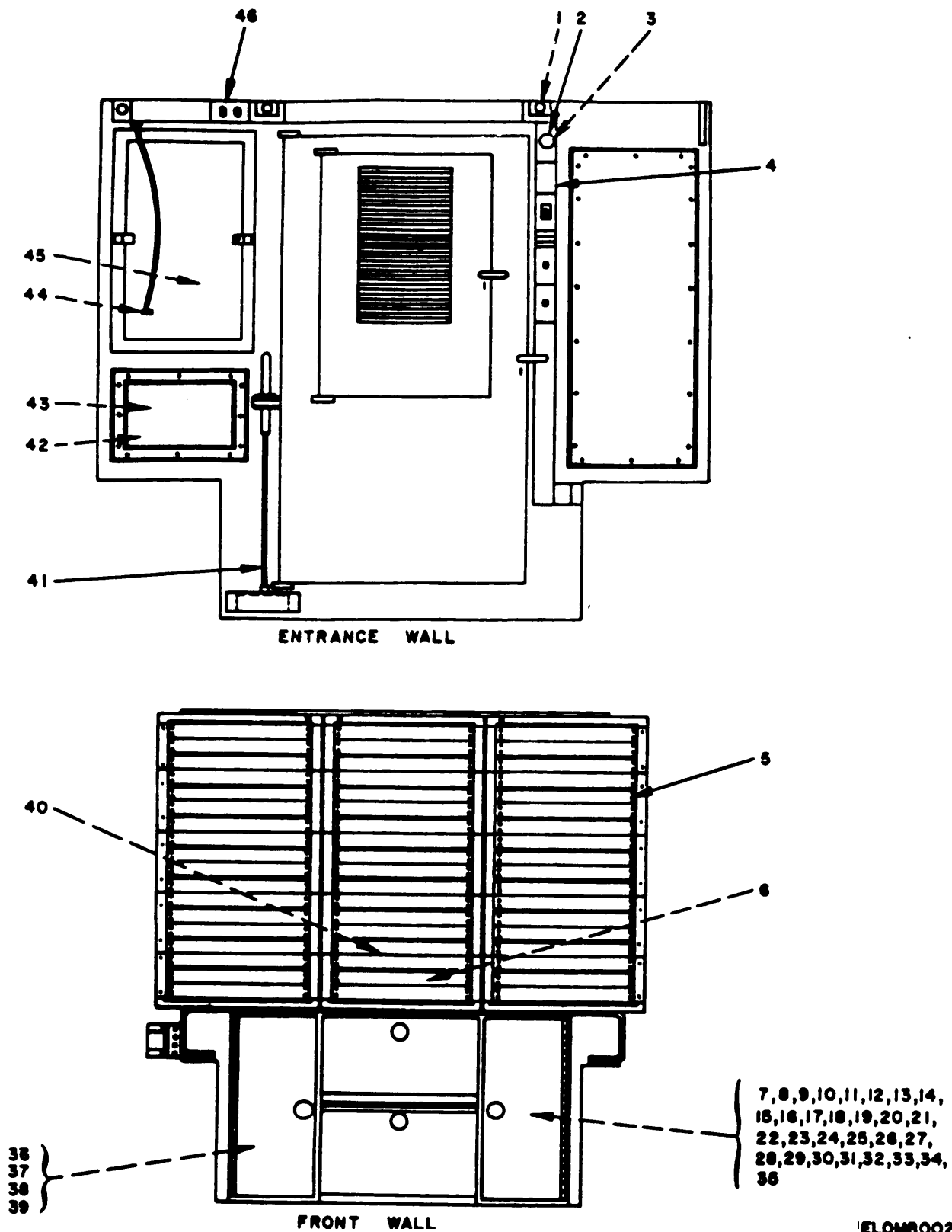


Figure 2. Shelter, Electrical Equipment S-403/TSC-76.

ELOMB002

(1) ILLUSTRATION (a) FIG NO.	(2) (b) ITEM NO.	(3) SMR CODE	(4) NATIONAL STOCK NUMBER	(5) PART NUMBER	(6) FSCM	(7) DESCRIPTION USABLE ON CODE	(8) QTY INC IN UNIT
GROUP 08 SHELTER, ELECTRICAL EQUIPMENT							
S-403/TSC-76							
2	1	PAOZZ	5915-00-116-8916	591B	02777	FILTER, RADIO FREQUENCY	EA 4
2	2	PAOZZ	6240-00-635-9753	NE34	81349	LAMP, GLOW	EA 1
2	3	PAOZZ	6250-00-227-0317	78X736	08805	LAMPHOLDER	EA 4
2	4	PAOZZ	5930-00-925-1720	OZZRQ18AZ	91929	SWITCH, SENSITIVE	EA 1
2	5	PAOZZ	5935-00-192-4826	JJ086	81349	JACK, TELEPHONE	EA 1207
2	6	PAHZZ	5995-00-752-2566	SMD383873GR3	80063	CABLE ASSEMBLY, TELEPHONE	EA 2
2	7	PAOZZ	5995-00-752-2516	SMD352593GR3	80063	CORD ASSEMBLY, ELECTRICAL	EA 5
2	8	PAOZZ	5995-00-752-2497	SMD352593GR4	80063	CORD ASSEMBLY, ELECTRICAL	EA 5
2	9	PAOZZ	5995-00-752-2514	SMD352593GR5	80063	CORD ASSEMBLY, ELECTRICAL	EA 3
2	10	PAOZZ	5995-00-752-2515	SMD352594GR3	80063	CORD ASSEMBLY, ELECTRICAL	EA 5
2	11	PAOZZ	5995-00-752-2549	SMD352594GR4	80063	CORD ASSEMBLY, ELECTRICAL	EA 5
2	12	PAOZZ	5995-00-752-2513	SMD352594GR5	80063	CORD ASSEMBLY, ELECTRICAL	EA 3
2	13	PAOZZ	5995-00-752-2994	SMD352595GR3	80063	CORD ASSEMBLY, ELECTRICAL	EA 5
2	14	PAOZZ	5995-00-752-2595	SMD352595GR4	80063	CORD ASSEMBLY, ELECTRICAL	EA 5
2	15	PAOZZ	5995-00-752-2996	SMD352595GR5	80063	CORD ASSEMBLY, ELECTRICAL	EA 3
2	16	PAOZZ	5995-00-752-2993	SMD352596GR3	80063	CORD ASSEMBLY, ELECTRICAL	EA 5
2	17	PAOZZ	5995-00-752-2592	SMD352596GR4	80063	CORD ASSEMBLY, ELECTRICAL	EA 5
2	18	PAOZZ	5995-00-752-2991	SMD352596GR5	80063	CORD ASSEMBLY, ELECTRICAL	EA 3
2	19	PAOZZ	5995-00-752-2997	SMD352597GR3	80063	CORD ASSEMBLY, ELECTRICAL	EA 5
2	20	PAOZZ	5995-00-752-2598	SMD352597GR4	80063	CORD ASSEMBLY, ELECTRICAL	EA 5
2	21	PAOZZ	5995-00-752-2999	SMD353597GR5	80063	CORD ASSEMBLY, ELECTRICAL	EA 3
2	22	PAOZZ	5995-00-752-2498	SMD352598GR3	80063	CORD ASSEMBLY, ELECTRICAL	EA 15
2	23	PAOZZ	5995-00-752-2496	SMD352598GR4	80063	CORD ASSEMBLY, ELECTRICAL	EA 15
2	24	PAOZZ	5995-00-752-2601	SMD352598GR5	80063	CORD ASSEMBLY, ELECTRICAL	EA 10
2	25	PAOZZ	5995-00-752-2499	SMD352599GR3	80063	CORD ASSEMBLY, ELECTRICAL	EA 15
2	26	PAOZZ	5995-00-752-2495	SMD352599GR4	80063	CORD ASSEMBLY, ELECTRICAL	EA 15
2	27	PAOZZ		SMD352599GR5	80063	CORD ASSEMBLY, ELECTRICAL	EA 10
2	28	PAOZZ	5995-00-752-2585	SMD352617GR2	80063	CORD ASSEMBLY, ELECTRICAL	EA 3
2	29	PAOZZ	5995-00-752-2990	SMD352617GR3	80063	CORD ASSEMBLY, ELECTRICAL	EA 3
2	30	PAOZZ	5995-00-752-2989	SMD352618GR2	80063	CORD ASSEMBLY, ELECTRICAL	EA 3
2	31	PAOZZ	5995-00-752-2906	SMD352618GR3	80063	CORD ASSEMBLY, ELECTRICAL	EA 3
2	32	PAOZZ	5995-00-752-2587	SMD352619GR2	80063	CORD ASSEMBLY, ELECTRICAL	EA 6
2	33	PAOZZ	5995-00-752-2986	SMD352620GR3	80063	CORD ASSEMBLY, ELECTRICAL	EA 6
2	34	PAOZZ	5995-00-823-3016	SMD304145GR1	80063	CORD ASSEMBLY, ELECTRICAL	EA 1
2	35	PAOZZ	5995-00-009-0608	SMD304145GR2	80063	CORD ASSEMBLY, ELECTRICAL	EA 1
2	36	PAOZZ	5935-00-775-2446	F7986	96344	DUMMY, PLUG, TELEPHONE	EA 38
2	37	PAOZZ	5935-00-060-9551	493-01	82389	DUMMY, PLUG, TELEPHONE	EA 75
2	38	PAOZZ	5935-00-860-9550	493-02	82389	DUMMY, PLUG, TELEPHONE	EA 150

(1)	(2)	(3)	(4)	(5)	(6)	(7)	(8)	
ILLUSTRATION								
(a)	(b)		NATIONAL		DESCRIPTION		QTY	
FIG	ITEM	SMR	STOCK	PART			INC	
NO.	NO.	CODE	NUMBER	NUMBER	FSCM	USABLE ON CODE	U\M	
							UNIT	
2	39	PAOZZ	5935-00-228-4038	JJ085	81349	JACK, TELEPHONE	EA	1207
2	40	PADZZ	5950-00-769-0889	SMC350016	80063	TRANSFORMER, HYBRID	EA	12
2	41	PAOZZ	5120-00-900-6096	SCC539505	80063	HAMMER, HAND	EA	1
2	42	PAHZZ	5935-00-134-5266	U237BG	80058	CONNECTOR, PLUG, ELECTRICAL	EA	3
2	43	PAHZZ	5935-00-500-6183	5284	74545	CONNECTOR, RECEPTACLE, ELECTRICAL	EA	1
2	44	PAHZZ	5935-00-196-2227	MS3106A18-4S	96906	CONNECTOR, PLUG, ELECTRICAL	EA	1
2	45	PAOZZ	5930-00-827-0034	1201	74545	SWITCH, TOGGLE	EA	3
2	46	PAHZZ	5935-00-665-4106	MS3106A18-19P	96906	CONNECTOR, PLUG, ELECTRICAL	EA	1

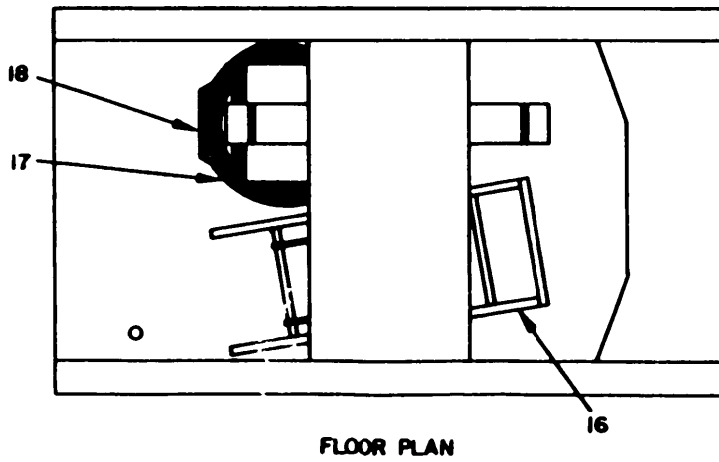
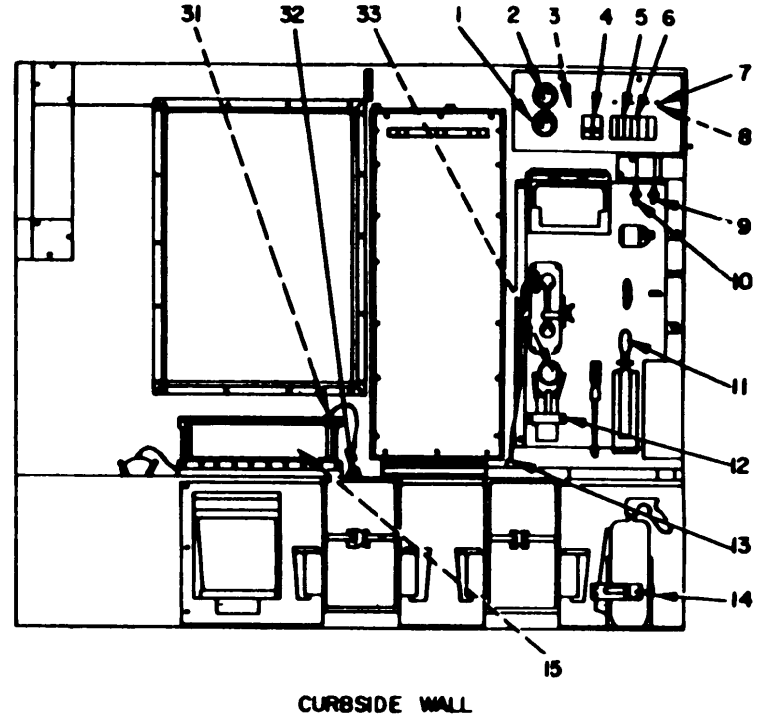
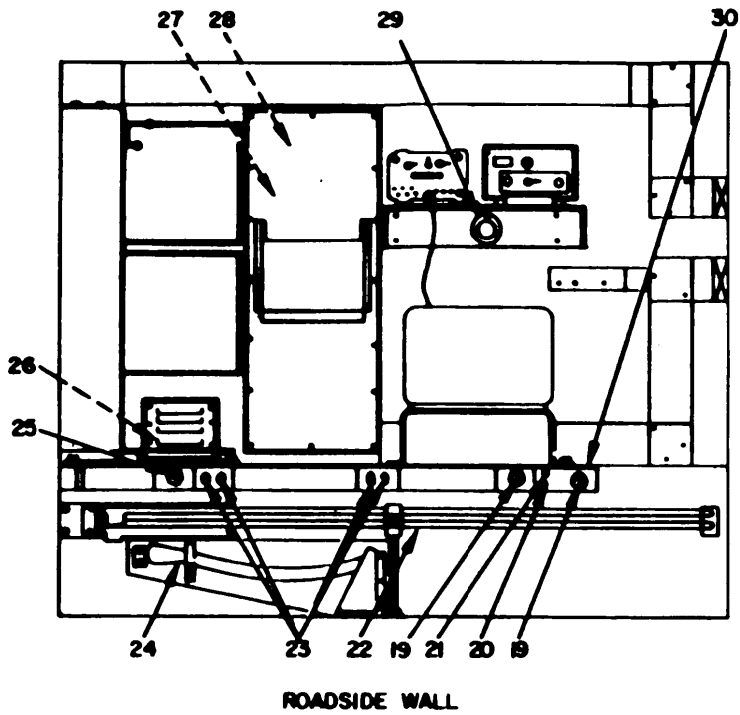


Figure 3. Shelter, Electrical Equipment S-403/TSC-76, interior view.

ELOMBO03

(1) ILLUSTRATION (a) FIG NO.	(2) (b) ITEM NO.	(3) SMR CODE	(4) NATIONAL STOCK NUMBER	(4) PART NUMBER	(5) FSCM	(6) DESCRIPTION	(7) USABLE ON CODE	(8) QTY INC IN UNIT
3	1	PAOZZ	6625-00-341-4071	MR36W150ACVVR	81349	VOLTMETER	EA	1
3	2	PAOZZ	6625-00-854-6787	MR36W100ACAAR	81349	AMMETER	EA	1
3	3	PAOZZ	5950-00-892-8208	3CT11B	93713	TRANSFORMER, CURRENT	EA	1
3	4	PAHZZ	5925-00-999-7337	Q0-260	56365	CIRCUIT BREAKER	EA	1
3	5	PAHZZ	5925-00-818-4811	Q0-115	56365	CIRCUIT BREAKER	EA	5
3	6	PAHZZ	5925-00-583-7941	Q0-120	56365	CIRCUIT BREAKER	EA	1
3	7	PAOZZ	6240-00-223-9100	NE51	81349	LAMP, GLOW	EA	7
3	8	PAOZZ	6210-00-087-4248	37-0408-0331-245	72619	LAMPHOLDER	EA	6
3	9	PAOZZ	5120-00-293-2696	SCB939547	80063	EXTRACTOR, ELECTRON TUBE	EA	1
3	10	PAOZZ	5120-00-293-2692	SCB593548	80063	EXTRACTOR, ELECTRON TUBE	EA	1
3	11	PAOZZ	5805-00-342-4521	SCC539469	80063	BRUSH, DUSTING BENCH	EA	1
3	12	PAOZZ	6230-00-729-9614	SCC539491	80063	LANTERN, ELECTRIC	EA	1
3	13	PAOZZ	5935-00-683-2746	JJ034	81349	JACK, TELEPHONE	EA	4
3	14	PAOZZ	4210-00-288-6849	RB1	33525	BRACKET, FIRE EXTINGUISHER	EA	1
3	15	PAOZZ	5935-00-224-4213	JJ024	81349	JACK, TELEPHONE	EA	52
3	16	PAOZZ	2540-00-846-8483	MX3543U	80058	LADDER, VEHICLE BOARDING	EA	1
3	17	PAHHH	5995-00-926-7831	CX7453AU	80058	CABLE ASSEMBLY, POWER ELECTRICAL	EA	1
3	18	PAOZZ	8130-00-656-1090	RC435U	80058	REEL, CABLE	EA	1
3	19	PAHZZ	5935-00-350-1834	5261	74545	CONNECTOR, RECEPTACLE, ELECTRICAL	EA	2
3	20	PAOZZ	6250-00-299-6562	4109	74545	LAMPHOLDER	EA	1
3	21	PAOZZ	5930-00-615-7896	MS25098-22	96906	SWITCH, TOGGLE	EA	1
3	22	PAOZZ	5975-00-224-5260	MX148G	80058	ROD, GROUND	EA	1
3	23	PAHZZ	5935-00-295-3129	5262	74545	CONNECTOR, RECEPTACLE, ELECTRICAL	EA	4
3	24	PAOZZ	5110-00-115-5049	SCC539451	81349	AXE, SINGLE BIT	EA	1
3	25	PAHZZ	5935-00-617-7477	MS3102E18-9P	96906	CONNECTOR, RECEPTACLE, ELECTRICAL	EA	1
3	26	PAHZZ	5935-00-201-8467	5264	74545	CONNECTOR, PLUG, ELECTRICAL	EA	1
3	27	PAHZZ	5935-00-045-9032	U187AG	80058	CONNECTOR, RECEPTACLE, ELECTRICAL	EA	48
3	28	PAHZZ	5970-00-869-6263	SCC76202-1	80063	CAP, ELECTRICAL	EA	40
3	29	PAHZZ	6645-00-410-2395	SCC539475	80063	CLOCK, WALL, ELECTRIC	EA	1
3	30	PAOZZ	5999-00-603-6017	GE7644-1	41326	SWITCH AND RECEPTACLE ASSEMBLY	EA	1
3	31	PAHZZ	5935-00-064-5732	U-238BG	80058	CONNECTOR, RECEPTACLE, ELECTRICAL	EA	2
3	32	PAOZZ	5940-00-283-5386	U106U	80058	POST, BINDING	EA	40
3	33	PAOZZ	6210-00-199-8633	LH64PCS	81349	LAMPHOLDER	EA	1

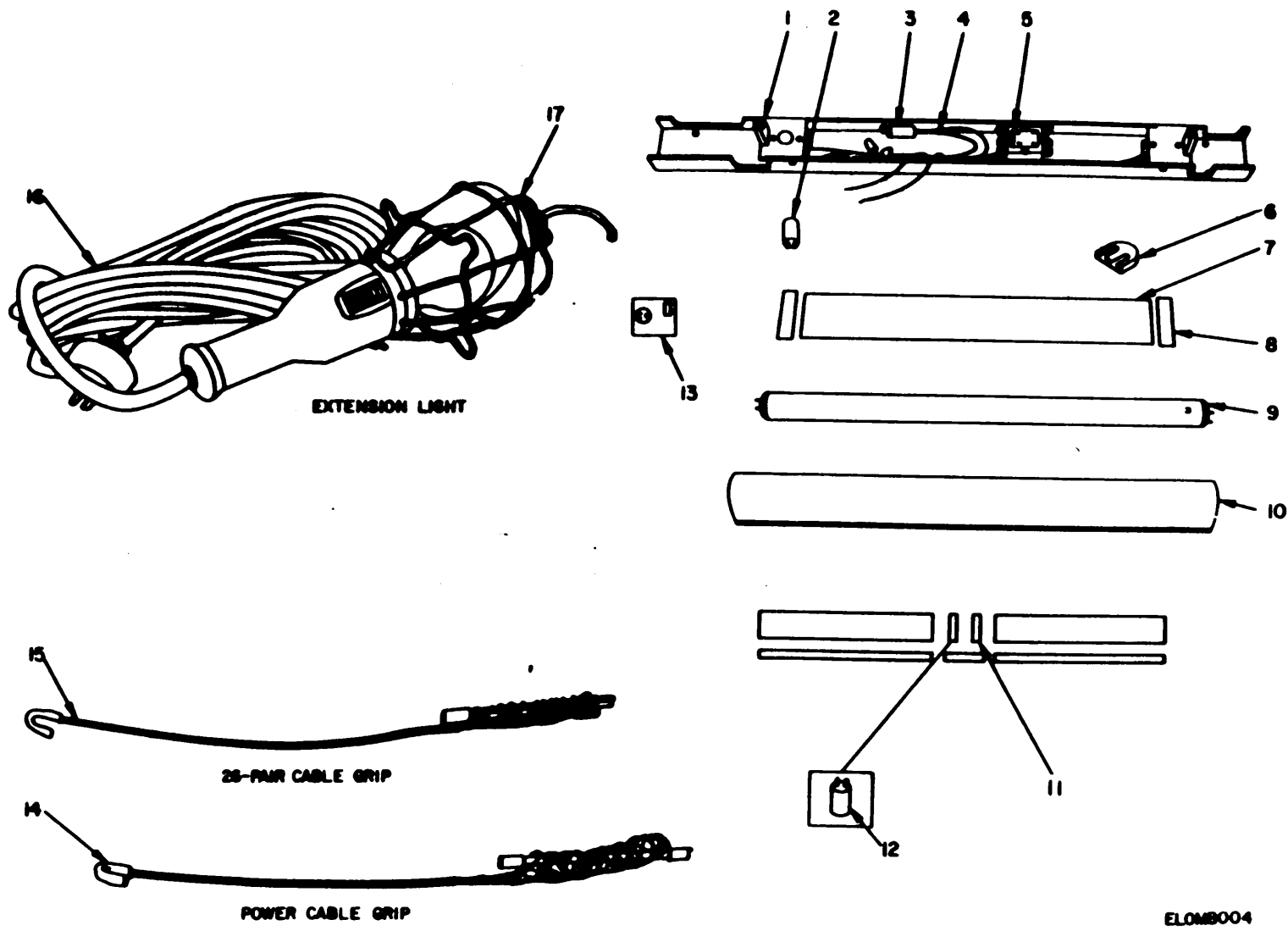


Figure 4. Shelter, Electrical Equipment S-403/TSC-76, ancillary items.

(1)	(2)	(3)	(4)	(5)	(6)	(7)	(8)	
ILLUSTRATION							QTY	
(a)	(b)	NATIONAL			DESCRIPTION		INC	
FIG	ITEM	SMR	STOCK	PART			IN	
NO.	NO.	CODE	NUMBER	NUMBER	FSCM	USABLE ON CODE	U\M	
							UNIT	
4	1	PAOZZ	6250-00-175-2559	78X491	08805	LAMPHOLDER	EA	4
4	2	PAOZZ	6250-00-194-4794	SCB539504	80063	STARTER, FLUORESCENT	EA	4
4	3	PAHZZ	5910-00-815-8398	P150F153	00656	CAPACITOR, FIXED	EA	1
4	4	PAOZZ	6150-00-495-1214	SCB539492	80063	LEAD, ELECTRICAL	EA	1
4	5	PAOZZ	6250-00-804-3449	89G457D	24446	BALLAST, LAMP	EA	4
4	6	PAOZZ	6210-00-757-9694	P40	19634	LOCK, FLUORESCENT	EA	4
4	7	PAOZZ	5975-00-947-3068	N3780FS	81349	COVER, CONNECTOR, RECEPTACLE	EA	1
4	8	PAHZZ	5975-00-473-5595	N5	06229	CLIP, RETAINING	EA	4
4	9	PAOZZ	6240-00-152-2996	SCC539495	80063	LAMP, FLUORESCENT	EA	4
4	10	PAOZZ	6210-00-921-6682	SCC539466	80063	SHIELD, LAMP	EA	8
4	11	PAOZZ	6240-00-155-8653	25T8DC	08805	LAMP, INCANDESCENT	EA	4
4	12	PAOZZ	6250-00-995-9074	12-240	72619	LAMPHOLDER	EA	4
4	13	PAHZZ	5935-00-201-6385	MS3102E18-9S	96906	CONNECTOR, RECEPTACLE, ELECTRICAL	EA	1
4	14	PAOZZ	5120-00-946-5114	SCB539593	80063	GRIP, CABLE, WOVEN	EA	1
4	15	PAOZZ	5120-00-946-5148	SCB539592	80063	GRIP, CABLE, WOVEN	EA	16
4	16	PAOZZ	6230-00-115-2687	SCC539496	80063	LIGHT, EXTENSION	EA	1
4	17	PAOZZ	6240-00-143-3070	50WRS	08805	LAMP, INCANDESCENT	EA	1

NATIONAL STOCK NUMBER AND PART NUMBER INDEX

NOTE: LATEST NATIONAL STOCK NUMBER ASSIGNMENTS ARE INCLUDED AT END OF INDEX

STOCK NUMBER	FIGURE NO.	ITEM NO.	STOCK NUMBER	FIGURE NO.	ITEM NO.
5935-00-045-9832	3	27	5995-00-752-2514	2	9
5935-00-064-5732	3	31	5995-00-752-2515	2	10
6210-00-087-4248	3	8	5995-00-752-2516	2	7
6230-00-115-2687	4	16	5995-00-752-2549	2	11
5110-00-115-5049	3	24	5995-00-752-2566	2	6
5915-00-116-8916	2	1	5995-00-752-2585	2	28
5935-00-134-5266	2	42	5995-00-752-2586	2	33
6240-00-143-3070	4	17	5995-00-752-2587	2	32
6240-00-152-2996	4	9	5995-00-752-2589	2	30
6240-00-155-8653	4	11	5995-00-752-2590	2	29
6250-00-175-2559	4	1	5995-00-752-2592	2	17
5935-00-192-4826	2	5	5995-00-752-2595	2	14
6250-00-194-4794	4	2	5995-00-752-2596	2	15
6210-00-199-8633	3	33	5995-00-752-2597	2	19
6240-00-223-9100	3	7	5995-00-752-2598	2	20
5935-00-224-4213	3	5	5995-00-752-2599	2	21
5975-00-224-5260	3	22	5995-00-752-2601	2	24
6250-00-227-0317	2	3	5830-00-752-5357	1	3
5935-00-228-4038	2	39	6210-00-757-9694	4	6
5940-00-283-5386	3	32	5950-00-769-0889	2	40
4210-00-288-6849	3	14	5935-00-775-2446	2	36
5120-00-293-2692	3	10	6250-00-804-3449	4	5
5120-00-293-2696	3	9	5925-00-818-4811	3	5
6250-00-299-6562	3	20	5995-00-823-3016	2	34
5805-00-342-4521	3	11	5930-00-827-0034	2	45
5935-00-350-1834	3	19	2540-00-846-8483	3	16
6645-00-410-2395	3	29	6625-00-854-6787	3	2
5975-00-473-5595	4	8	5935-00-860-9551	2	37
6150-00-495-1214	4	4	5970-00-869-6263	3	28
5805-00-543-0012	1	5	5410-00-877-9442	1	1
5930-00-615-7896	3	21	5995-00-889-0608	2	35
6240-00-635-9753	2	2	5950-00-892-8208	3	3
8130-00-656-1090	3	18	5120-00-900-6096	2	41
5935-00-665-4106	2	46	5805-00-907-8300	1	2
5935-00-683-2746	3	13	6210-00-921-6682	4	10
5805-00-715-6171	1	8	5930-00-925-1720	2	4
6230-00-729-9614	3	12	5120-00-946-5114	4	14
5995-00-752-2495	2	26	5120-00-946-5148	4	15
5995-00-752-2496	2	23	5975-00-947-3068	4	7
5995-00-752-2498	2	22	6110-00-985-7574	1	6
5995-00-752-2499	2	25	6250-00-995-9074	4	12
5995-00-752-2513	2	12	5925-00-999-7337	3	4

PART NUMBER	FSCM	FIG. NO.	ITEM NO.	PART NUMBER	FSCM	FIG. NO.	ITEM NO.
BZ2RQ18AZ	91929	2	4	SCB539492	80063	4	4
CX7453AU	80058	3	17	SCB539504	80063	4	2
F7986	96344	2	36	SCB539547	80063	3	9
GE7644-1	41326	3	30	SCB539592	80063	4	15
H144U	80058	1	7	SCB539593	80063	4	14
JJ024	81349	3	15	SCB593548	80063	3	10
JJ034	81349	3	13	SCC539451	81349	3	24
JJ085	81349	2	39	SCC539466	80063	4	10
JJ086	81349	2	5	SCC539469	80063	3	11
J1077AU	80058	1	6	SCC539475	80063	3	29
LH64PC5	81349	3	33	SCC539491	80063	3	12
LS147CFI	80058	1	3	SCC539495	80063	4	9
MR36W100ACAAR	81349	3	2	SCC539496	80063	4	16
MR36W150ACVVR	81349	3	1	SCC539505	80063	2	41
MS25098-22	96906	3	21	SCC76202-1	80063	3	28
MS3102E18-9P	96906	3	25	SMC350016	80063	2	40
MS3102E18-9S	96906	4	13	SMD352593GR3	80063	2	7
MS3106A18-19P	96906	2	46	SMD352593GR4	80063	2	8
MS3106A18-4S	96906	2	44	SMD352593GR5	80063	2	9
MX148G	80058	3	22	SMD352594GR3	80063	2	10
MX3543U	80058	3	16	SMD352594GR4	80063	2	11
M3780FS	81349	4	7	SMD352594GR5	80063	2	12
NE34	81349	2	2	SMD352595GR3	80063	2	13
NE51	81349	3	7	SMD352595GR4	80063	2	14
N5	6229	4	8	SMD352595GR5	80063	2	15
P150F153	656	4	3	SMD352596GR3	80063	2	16
P40	19634	4	6	SMD352596GR4	80063	2	17
Q0-115	56365	3	5	SMD352596GR5	80063	2	18
Q0-120	56365	3	6	SMD352597GR3	80063	2	19
Q0-260	56365	3	4	SMD352597GR4	80063	2	20
RB1	33525	3	14	SMD352598GR3	80063	2	22
RC435U	80058	3	18	SMD352598GR4	80063	2	23
SB22APT	80058	1	8	SMD352598GR5	80063	2	24

NATIONAL STOCK NUMBER AND PART NUMBER INDEX

PART NUMBER	FSCM	FIG. NO.	ITEM NO.	PART NUMBER	FSCM	FIG. NO.	ITEM NO.
SMD352599GR3	80063	2	25	U187AG	80058	3	27
SMD352599GR4	80063	2	26	U237BG	80058	2	42
SMD352599GR5	80063	2	27	12-240	72619	4	12
SMD352617GR2	80063	2	28	1201	74545	2	45
SMD352617GR3	80063	2	29	25T8DC	8805	4	11
SMD352618GR2	80063	2	30	3CT11B	93713	3	3
SMD352618GR3	80063	2	31	37-0408-0331-245	72619	3	8
SMD352619GR2	80063	2	32	4109	74545	3	20
SMD352620GR3	80063	2	33	493-01	82389	2	37
SMD353597GR5	80063	2	21	493-02	82389	2	38
SMD383873GR3	80063	2	6	50WRS	8805	4	17
SMD384145GR1	80063	2	34	5261	74545	3	19
SMD384145GR2	80063	2	35	5262	74545	3	23
S403TSC76	80058	1	1	5264	74545	3	26
TA312PT	80058	1	5	5284	74545	2	43
TH22TG	80058	1	2	591B	2777	2	1
TT98()FG	80058	1	4	78X491	8805	4	1
U-238BG	80058	3	31	78X734	8805	2	3
U106U	80058	3	32	89G457D	24446	4	5

LATEST NATIONAL STOCK NUMBER ASSIGNMENTS

STOCK NUMBER	FIGURE NO.	ITEM NO.
5935-00-196-2227	2	44
5935-00-201-6385	4	13
5935-00-201-8467	3	26
5935-00-295-3129	3	23
6625-00-341-4071	3	1
5935-00-500-6183	2	43
5925-00-583-7941	3	6
5999-00-603-6017	3	30
5935-00-617-7477	3	25
5965-00-682-2769	1	7
5995-00-752-2497	2	8
5995-00-752-2588	2	31
5995-00-752-2591	2	18
5995-00-752-2593	2	16
5995-00-752-2594	2	13
5910-00-815-8398	4	3
5935-00-860-9558	2	38
5995-00-926-7831	3	17

LATEST PART NUMBER ASSIGNMENTS

PART NUMBER	FSCM	FIG. NO.	ITEM NO.
PU-617/M	80058	1	9

ADDITIONAL LATEST NATIONAL STOCK NUMBER ASSIGNMENTS

STOCK NUMBER	FIGURE NO.	ITEM NO.
5815-00-503-2764	1	4
6115-00-738-6335	1	9

RECOMMENDED CHANGES TO EQUIPMENT TECHNICAL MANUALS



SOMETHING WRONG WITH THIS MANUAL?

THEN... JOT DOWN THE DOPE ABOUT IT ON THIS FORM, TEAR IT OUT, FOLD IT AND DROP IT IN THE MAIL!

FROM: (YOUR UNIT'S COMPLETE ADDRESS)

Commander
Stateside Army Depot
ATTN: AMSTA-US
Stateside, N.J. 07703

DATE 10 July 1975

PUBLICATION NUMBER

TM 11-5840-340-12

DATE

23 Jan 74

TITLE

Radar Set AN/SPC-76

BE EXACT... PIN-POINT WHERE IT IS

IN THIS SPACE TELL WHAT IS WRONG AND WHAT SHOULD BE DONE ABOUT IT:

PAGE NO.	PARA-GRAPH	FIGURE NO.	TABLE NO.
2-25	2-28		
3-10	3-3		3-1
5-6	5-8		
		FO3	

Recommend that the installation antenna alignment procedure be changed through to specify a 2° IFF antenna lag rather than 1°.

REASON: Experience has shown that with only a 1° lag, the antenna servo system is too sensitive to wind gusting in excess of 25 knots, and has a tendency to rapidly accelerate and decelerate as it hunts, causing strain to the drive train. Hunting is minimized by adjusting the lag to 2° without degradation of operation.

Item 5, Function column. Change "2 db" to "3db."

REASON: The adjustment procedure for the TRANS POWER FAULT indicator calls for a 3 db (500 watts) adjustment to light the TRANS POWER FAULT indicator.

Add step f.1 to read, "Replace cover plate removed in step e.1, above."

REASON: To replace the cover plate.

Zone C 3. On J1-2, change "+24 VDC to "+5 VDC."

REASON: This is the output line of the 5 VDC power supply. + 24 VDC is the input voltage.

TYPED NAME, GRADE OR TITLE, AND TELEPHONE NUMBER

SSG I. M. DeSpirito 999-1776

SIGN HERE:

SSG I. M. DeSpirito

DA FORM 2028-2 (TEST)

P.S.--IF YOUR OUTFIT WANTS TO KNOW ABOUT YOUR MANUAL "FIND," MAKE A CARBON COPY OF THIS AND GIVE IT TO YOUR HEADQUARTERS.

HISA 1686-75

TEAR ALONG DOTTED LINE

FILL IN YOUR
UNIT'S ADDRESS

FOLD BACK

DEPARTMENT OF THE ARMY

OFFICIAL BUSINESS
PENALTY FOR PRIVATE USE \$300

POSTAGE AND FEES PAID
DEPARTMENT OF THE ARMY
DOD 314



Commander
US Army Electronics Command
ATTN: DRSEL-MA-Q
Fort Monmouth, New Jersey 07703

CUT ALONG DOTTED LINE

FOLD BACK

FILL IN YOUR
UNIT'S ADDRESS

FOLD BACK

DEPARTMENT OF THE ARMY

OFFICIAL BUSINESS
PENALTY FOR PRIVATE USE \$300

POSTAGE AND FEES PAID
DEPARTMENT OF THE ARMY
DOD 314



Commander
US Army Electronics Command
ATTN: DRSEL-MA-Q
Fort Monmouth, New Jersey 07703

CUT ALONG DOTTED LINE

FOLD BACK

RECOMMENDED CHANGES TO EQUIPMENT TECHNICAL MANUALS

SOMETHING WRONG WITH THIS MANUAL?



THEN... JOT DOWN THE DOPE ABOUT IT ON THIS FORM, TEAR IT OUT, FOLD IT AND DROP IT IN THE MAIL!

FROM: (YOUR UNIT'S COMPLETE ADDRESS)

DATE

PUBLICATION NUMBER

DATE

TITLE

BE EXACT... PIN-POINT WHERE IT IS

IN THIS SPACE TELL WHAT IS WRONG AND WHAT SHOULD BE DONE ABOUT IT:

PAGE NO.	PARA-GRAPH	FIGURE NO.	TABLE NO.
----------	------------	------------	-----------

TEAR ALONG DOTTED LINE

TYPED NAME, GRADE OR TITLE, AND TELEPHONE NUMBER

SIGN HERE:

DA FORM 2028-2 (TEST) 1 AUG 74

P.S.--IF YOUR OUTFIT WANTS TO KNOW ABOUT YOUR MANUAL "FIND," MAKE A CARBON COPY OF THIS AND GIVE IT TO YOUR HEADQUARTERS.

FILL IN YOUR
UNIT'S ADDRESS

FOLD BACK

DEPARTMENT OF THE ARMY

OFFICIAL BUSINESS
PENALTY FOR PRIVATE USE \$300

POSTAGE AND FEES PAID
DEPARTMENT OF THE ARMY
DOD 314



Commander
US Army Electronics Command
ATTN: DRSEL-MA-Q
Fort Monmouth, New Jersey 07703

CUT ALONG DOTTED LINE

FOLD BACK

By Order of the Secretary of the Army:

FRED C. WEYAND
General, United States Army
Chief of Staff

Official:

PAUL T. SMITH
Major General, United States Army
The Adjutant General

DISTRIBUTION:

Active Army:

USASA (2)
COE (1)
TSG(1)
USAAREMBD (1)
DABCOM (1)
TRADOC (2)
OS Maj Comds (4)
LOGCOMDS (3)
MICOM (2)
TECOM (2)
USACC (4)
MDW (1)
Armies (2)
Corps (2)
HISA (Ft Monmouth) (33)
Sve Colleges (1)
USASIESS (5)
USAADS (2)
USAFAS (2)
USAARMS (2)
USAIS (2)
USAES (2)
USAICS (3)
MAAG (1)
USARMIS (1)
USAERDAA (1)
USAERDAW (1)
Instl (2) except

Fort Gillem (10)
Fort Gordon (10)
Fort Huachuca (5)
Ft Richardson (ECOM) (2)
LEAD (14)
SAAD (20)
TOAD (14)
SHAD (3)
Sig Fldms (1)
Units org under fbi TOE:
(1 cy ea unit)
11-15
11-18
11-26
11-75
11-85
11-97
11-98
11-117
11-127
11-227
11-302
11-500(AA-AC)
29-124
29-126

NG: None

USAR: None

For explanation of abbreviations used, see AR 310-50.

THE METRIC SYSTEM AND EQUIVALENTS

WEIGHT MEASURE

1 Centimeter = 10 Millimeters = 0.01 Meters = 0.3937 Inches
 1 Meter = 100 Centimeters = 1000 Millimeters = 39.37 Inches
 1 Kilometer = 1000 Meters = 0.621 Miles

WEIGHTS

Gram = 0.001 Kilograms = 1000 Milligrams = 0.035 Ounces
 1 Kilogram = 1000 Grams = 2.2 lb.
 1 Metric Ton = 1000 Kilograms = 1 Megagram = 1.1 Short Tons

LIQUID MEASURE

1 Milliliter = 0.001 Liters = 0.0338 Fluid Ounces
 1 Liter = 1000 Milliliters = 33.82 Fluid Ounces

SQUARE MEASURE

1 Sq. Centimeter = 100 Sq. Millimeters = 0.155 Sq. Inches
 1 Sq. Meter = 10,000 Sq. Centimeters = 10.76 Sq. Feet
 1 Sq. Kilometer = 1,000,000 Sq. Meters = 0.386 Sq. Miles

CUBIC MEASURE

1 Cu. Centimeter = 1000 Cu. Millimeters = 0.06 Cu. Inches
 1 Cu. Meter = 1,000,000 Cu. Centimeters = 35.31 Cu. Feet

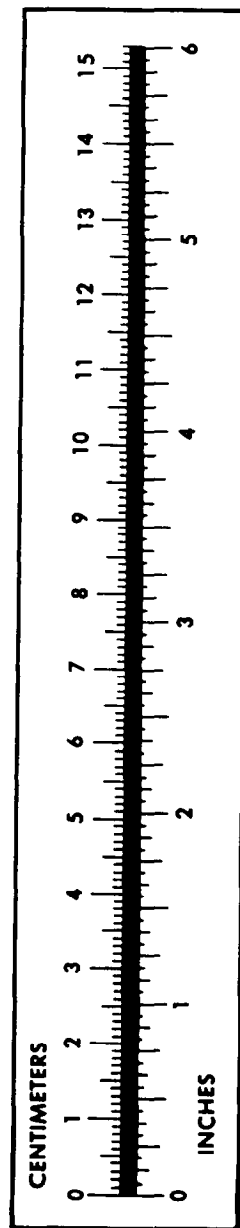
TEMPERATURE

$5/9(^{\circ}\text{F} - 32) = ^{\circ}\text{C}$
 212° Fahrenheit is equivalent to 100° Celsius
 90° Fahrenheit is equivalent to 32.2° Celsius
 32° Fahrenheit is equivalent to 0° Celsius
 $9/5^{\circ}\text{C} + 32 = ^{\circ}\text{F}$

APPROXIMATE CONVERSION FACTORS

TO CHANGE	TO	MULTIPLY BY
Inches	Centimeters	2.540
Feet	Meters	0.305
Yards	Meters	0.914
Miles	Kilometers	1.609
Square Inches	Square Centimeters	6.451
Square Feet	Square Meters	0.093
Square Yards	Square Meters	0.836
Square Miles	Square Kilometers	2.590
Acres	Square Hectometers	0.405
Cubic Feet	Cubic Meters	0.028
Cubic Yards	Cubic Meters	0.765
Fluid Ounces	Milliliters	29.573
its	Liters	0.473
arts	Liters	0.946
allons	Liters	3.785
Ounces	Grams	28.349
Pounds	Kilograms	0.454
Short Tons	Metric Tons	0.907
Pound-Feet	Newton-Meters	1.356
Pounds per Square Inch	Kilopascals	6.895
Miles per Gallon	Kilometers per Liter	0.425
Miles per Hour	Kilometers per Hour	1.609

TO CHANGE	TO	MULTIPLY BY
Centimeters	Inches	0.394
Meters	Feet	3.280
Meters	Yards	1.094
Kilometers	Miles	0.621
Square Centimeters	Square Inches	0.155
Square Meters	Square Feet	10.764
Square Meters	Square Yards	1.196
Square Kilometers	Square Miles	0.386
Square Hectometers	Acres	2.471
Cubic Meters	Cubic Feet	35.315
Cubic Meters	Cubic Yards	1.308
Milliliters	Fluid Ounces	0.034
Liters	Pints	2.113
Liters	Quarts	1.057
ers	Gallons	0.264
ms	Ounces	0.035
ograms	Pounds	2.205
Metric Tons	Short Tons	1.102
Newton-Meters	Pounds-Feet	0.738
Kilopascals	Pounds per Square Inch	0.145
ometers per Liter	Miles per Gallon	2.354
ometers per Hour	Miles per Hour	0.621



DEPARTMENT OF THE ARMY
US ARMY AG PUBLICATIONS CENTER
1655 WOODSON ROAD
ST. LOUIS, MISSOURI 63114

OFFICIAL BUSINESS
PENALTY FOR PRIVATE USE \$300

POSTAGE AND FEES PAID
DEPARTMENT OF THE ARMY
DOD 314



This fine document...

Was brought to you by me:



[Liberated Manuals -- free army and government manuals](#)

Why do I do it? I am tired of sleazy CD-ROM sellers, who take publicly available information, slap “watermarks” and other junk on it, and sell it. Those masters of search engine manipulation make sure that their sites that sell free information, come up first in search engines. They did not create it... They did not even scan it... Why should they get your money? Why are not letting you give those free manuals to your friends?

I am setting this document FREE. This document was made by the US Government and is NOT protected by Copyright. Feel free to share, republish, sell and so on.

I am not asking you for donations, fees or handouts. If you can, please provide a link to liberatedmanuals.com, so that free manuals come up first in search engines:

<A HREF=<http://www.liberatedmanuals.com/>>Free Military and Government Manuals

- Sincerely
Igor Chudov
<http://igor.chudov.com/>
- [Chicago Machinery Movers](#)