

TECHNICAL MANUAL

**UNIT AND DIRECT SUPPORT MAINTENANCE
REPAIR PARTS AND SPECIAL TOOLS LIST
FOR**

**HYPOCHLORINATION UNIT
350 GPM
MODEL WAL001 HYPO
NSN 4610-01-410-7179**

DISTRIBUTION STATEMENT A: Approved for public release; distribution is unlimited.

**HEADQUARTERS, DEPARTMENT OF THE ARMY
20 FEBRUARY 1997**

TECHNICAL MANUAL

NO.10-4610-246-23P

HEADQUARTERS
DEPARTMENT OF THE ARMY
WASHINGTON, D.C., 20 February 1997

Unit and Direct Support Maintenance
Repair Parts and Special Tools List
For

**HYPOCHLORINATION UNIT
350 GPM
MODEL WAL001 HYPO
NSN 4610-01-410-7179**

Current as of 1 October 1996

REPORTING ERRORS AND RECOMMENDING IMPROVEMENTS

You can help improve this manual. If you find any mistakes, or if you know of a way to improve these procedures, please let us know. Mail your letter or DA Form 2028 (Recommended Changes to Publications and Blank Forms), or DA Form 2028-2 located in the back of this manual directly to: Commander, US Army Aviation and Troop Command, ATTN: AMSAT-I-MP, 4300 Goodfellow Blvd., St. Louis, MO 63120-1798. You may also submit your recommended changes by E-mail directly to <mpmt/oavma28@st-louis-emh7.army.mil>. A reply will be furnished directly to you. Instructions for sending an electronic 2028 may be found at the back of this manual immediately preceding the hard copy 2028.

DISTRIBUTION STATEMENT A: Approved for public release; distribution is unlimited

TABLE OF CONTENTS

		PAGE	ILLUS/ FIGURE
Section I	Introduction	1	
Section II	Repair Part		
Group 00	Hypochlorination Unit, 350 GPM		
Group 01	Inlet Pipe Assembly	1-1	1
Group 02	Outlet Pipe Assembly	2-1	2
Group 03	Manifold Assembly	3-1	3
Group 04	Reservoir Tank Assembly	4-1	4
Group 05	Ratio-Feeder Assembly	5-1	5
	Pumper Assembly	6-1	6
	Upper and Lower Main Case Assembly	7-1	7
	Measuring Chamber	8-1	8
Group 06	Tool Box Assembly	9-1	9
Group 07	Cover Assembly	10-1	10
Group 08	Frame Assembly	11-1	11
Group 09	Color Comparator	12-1	12
Group 10	Accessory Items	13-1	13
Group 11	Bulk Materials List	14-1	
Section III	Special Tools List - Not Applicable		
Section IV	Cross Reference List	I-1	
	National Stock Number Index	I-1	
	Part Number Index	I-2	

**UNIT AND DIRECT SUPPORT MAINTENANCE
REPAIR PARTS AND SPECIAL TOOLS LIST**

Section I. INTRODUCTION

1. **SCOPE.** This RPSTL lists and authorizes spares and repair parts; special tools; special test, measurement, and diagnostic equipment (TMDE); and other special support equipment required for performance of unit and direct support maintenance of the Hypochlorination Unit, 350 GPM, model WAL001 HYPO. It authorizes the requisitioning, issue, and disposition of spares, repair parts and special tools as indicated by the source, maintenance and recoverability (SMR) codes.

2. **GENERAL.** In addition to this section, Introduction, this Repair Parts and Special Tools List is divided into the following sections:

a. **Section II. Repair Parts List.** A list of spares and repair parts authorized by this RPSTL for use in the performance of maintenance. This list also includes parts which must be removed for replacement of the authorized parts. Parts lists are composed of functional groups in ascending alphanumeric sequence, with the parts in each group listed in ascending figure and item number sequence. Bulk materials are listed by item name sequence. Items are shown in the associated illustration(s)/figure(s).

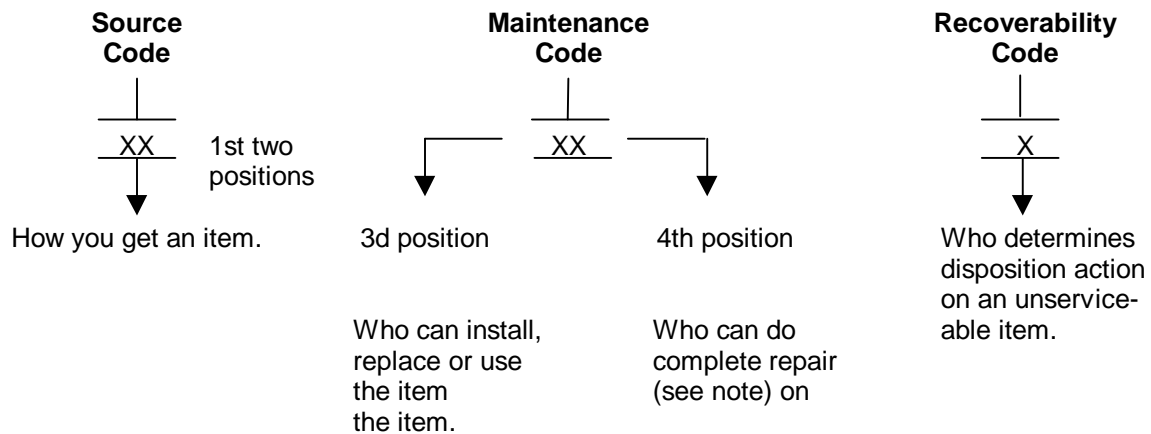
b. **Section III. Special Tools List.** A list of special tools, special TMDE, and other special support equipment authorized by this RPSTL (as indicated by Basis of Issue (BOI) information in DESCRIPTION AND USABLE ON CODE column) for the performance of maintenance.

c. **Section IV. Cross-Reference Index.** A list, in National Item Identification Number (NIIN) sequence, of all National stock numbered items appearing in the listing, followed by a list in alphanumeric sequence of all part numbers appearing in the listings. National stock numbers and part numbers are cross referenced to each illustration figure and item number appearance.

3. **EXPLANATION OF COLUMNS (SECTIONS II AND III).**

a. **ITEM NO. (Column (1)).** Indicates the number used to identify items called out in the illustration.

b. **SMR Code (Column (2)).** The Source Maintenance, and Recoverability (SMR) code is a 5-position code containing supply/requisitioning information, maintenance category authorization criteria, and disposition instruction, as shown in the following breakout:



* Complete Repair Maintenance capacity, capability, and authority to perform all corrective maintenance tasks of the "Repair" function in a use/user environment in order to restore serviceability to a failed item.

(1) Source Code. The source code tells you how to get an item needed for maintenance, repair, or overhaul of an end item/equipment. Explanations of source codes follows:

Source Code	Explanation
PA PB PC** PD PF PG	<p>Stocked items; use the applicable NSN to request/requisition items with these source codes. They are authorized to the category indicated by the code entered in the 3rd position of the SMR code.</p> <p>**NOTE: Items coded PC are subject to deterioration.</p> <p>Items with these codes are not to be requested/requisitioned individually. They are part of a kit which is authorized to the maintenance category indicated in the 3rd position of the SMR code. The complete kit must be requisitioned and applied.</p>
KD KF KB	
MO (Made at Unit/AVUM Level) MF (Made at DSI/AVIM Level)	<p>Items with these codes are not to be requested/requisitioned individually. They must be made from bulk material which is identified by the part number in the DESCRIPTION and USABLE ON CODE (UOC) column and listed in the Bulk Material group of the repair parts list in this RPSTL. If the item is authorized to you by the 3rd position code of the SMR code, but the source code indicates it is made at a higher level, order the item from the higher level of maintenance.</p>
MH (Made at GS Level)	
ML (Made at Specialized Repair Activity (SRA)) MD (Made at Depot)	<p>Items with these codes are not to be requested/requisitioned individually. The parts that make up the assembled item must be requisitioned or fabricated and assembled at the level of maintenance indicated by the source code. If the 3rd position code of the SMR code authorizes you to replace the item, but the source code indicates the items are assembled at a higher level, order the item from the higher level of maintenance.</p>
AO (Assembled by Unit/AVUM Level) AF (Assembled by DS/AVIM Level)	
AH (Assembled by GS Category) AL (Assembled by SRA) AD (Assembled by Depot)	
XA	Do not requisition "XA"-coded item. Order its next higher assembly. (Refer to the NOTE below.)
XB	If an "XB" item is not available from salvage, order it using the CAGEC and part number given.
XC	Installation drawing, diagram, instruction sheet, field service drawing, that is identified manufacturer's part number.
XD	Item is not stocked. Order an "XD"-coded item through normal supply channels using the CAGEC and part number given, if no NSN is available.

NOTE

Cannibalization or controlled exchange, when authorized, may be used as a source of supply for items with the above source codes, except for those source coded "XA" or lose aircraft support items restricted by requirements of AR 750-1.

(2) Maintenance Code. Maintenance codes tell you the level(s) of maintenance authorized to USE and REPAIR support items. The maintenance codes are entered in the third and fourth positions of the SMR code as follows:

(a) The maintenance code entered in the third position tells you the lowest maintenance level authorized to remove, replace, and use an item. The maintenance code entered in the third position will indicate authorization to the following levels of maintenance.

Maintenance Code	Application/Explanation
C	- Crew or operator maintenance done within unit/AVUM maintenance.
O	- Unit level/AVUM maintenance can remove, replace, and use the item.
F	- Direct support/AVIM maintenance can remove, replace, and use the item.
H	- General support maintenance can remove, replace, and use the item.
L	- Specialized repair activity can remove, replace, and use the item.
D	- Depot can remove, replace, and use the item.

(b) The maintenance code entered in the fourth position tells whether or not the item is to be repaired and identifies the lowest maintenance level with the capability to do complete repair (i.e., perform all authorized repair functions.)

NOTE

Some limited repair may be done on an item at a lower level of maintenance, if authorized by the Maintenance Allocation Chart and SMR codes.

Maintenance Code	Application/Explanation
O	- Unit/AVUM is the lowest level that can do complete repair of the item.
F	- Direct support/AVIM is the lowest level that can do complete repair of the item.
H	- General Support is the lowest level that can do complete repair of the item.
L	- Specialized repair activity is the lowest level that can do complete repair of the item.
D	- Depot is the lowest level that can do complete repair of the item.
Z	- Nonreparable. No repair is authorized
B	- No repair is authorized. No parts or special tools are authorized for the maintenance of a "B" coded item. However, the item may be reconditioned by adjusting, lubricating, etc., at the user level.

(3) Recoverability Code. Recoverability codes are assigned to items to indicate the disposition action on unserviceable items. The recoverability code is entered in the fifth position of the SMR Code as follows:

Recoverability Codes	Application/Explanation
Z	- Nonreparable item. When unserviceable, condemn and dispose of the item at the level of maintenance shown in 3d position of SMR Code.
O	- Reparable item. When not economically reparable, condemn and dispose of the item at unit or AVUM level.
F	- Reparable item. When uneconomically reparable, condemn and dispose of the item at the direct support or AVIM level.
H	- Reparable item. When uneconomically reparable, condemn and dispose of the item at the general support level.

**Recoverability
Codes**

Application/Explanation

- D - Repairable item. When beyond lower level repair capability, return to depot. Condemnation and disposal of item not authorized below depot level.
- L - Repairable item. Condemnation and disposal not authorized below specialized repair activity (SRA).
- A - item requires special handling or condemnation procedures because of specific reasons (e.g., precious metal content, high dollar value, critical material, or hazardous material). Refer to appropriate manuals/directives for specific instructions.

c. NSN (Column (3)). National Stock Number.

d. CAGFC (Column (4)). The Commercial and Government Entity Code (CAGEC) is a 5-digit numeric code which is used to identify the manufacturer, distributor, or Government agency/activity that supplies the item.

e. PART NUMBFR (Column (5)). Indicates the primary number used by the manufacturer, (individual, company, firm, corporation, or Government activity), which controls the design and characteristics of the item by means of its engineering drawings, specifications, standards, and inspection requirements to identify an item or range of items.

NOTE

When you use an NSN to requisition an item, the item you receive may have a different part number from the number listed.

f. DESCRIPTION AND USABLE ON CODE (UOC) (Column (6)). This column includes the following information:

- (1) The Federal item name and, when required, a minimum description to identify the item.
- (2) Part numbers of bulk materials are referenced in this column in the line entry to be manufactured/fabricated.
- (3) The statement "END OF FIGURE" appears just below the last item description in Column (6) for a given figure in both Section II and Section III.

g. QTY (Column (7)). The QTY (quantity per figure) column indicates the quantity of the item used in the breakout shown on the illustration/figure, which is prepared for a functional group, subfunctional group, or an assembly. A "V" appearing in this column instead of a quantity indicates that the quantity is variable and may vary from application to application.

4. EXPLANATION OF INDEX FORMAT AND COLUMNS (SECTION IV).

a. NATIONAL STOCK NUMBER (NSN) INDEX.

(1) STOCK NUMRFR Column. This column lists the NSN in national item identification number (NIIN) sequence. The NIIN consists of the last nine digits of the NSN, i.e.

<u>NSN</u>
5305-01-574-1467
NIIN

When using this column to locate an item, ignore the first four digits of the NSN. Use the complete NSN (13 digits) when requisitioning items by stock number.

(2) FIG. Column. This column lists the number of the figure where the item is identified/located. The figures are in numerical order in Section II and Section III.

(3) ITEM Column. The item number identifies the item associated with the figure listed in the adjacent FIG. column. This item is also identified by the NSN listed on the same line.

b. PART NUMBER INDFX. Part numbers in this index are listed by part number in ascending alphanumeric sequence (i e., vertical arrangement of letters and number combination which places the first letter or digit of each group in order A through Z, followed by the numbers 0 through 9, and each following letter or digit in like order).

(1) CAGEC Column. The Commercial and Government Entity Code (CAGEC) is a 5-digit numeric code used to identify the manufacturer, distributor, or Government agency/activity that supplies the item.

(2) PART NUMBER Column. Indicates the primary number used by the manufacturer (individual, firm corporation, or Government activity), which controls the design and characteristics of the item by means of its engineering drawings, specifications, standards, and inspection requirements to identify an item or range of items.

(3) STOCK NUMBER Column. This column lists the NSN for the associated part number and' manufacturer identified in the PART NUMBER and CAGEC columns to the left.

(4) FIG. Column. This column lists the number of the figure where the item is identified/located in Section II and Section III.

(5) ITEM Column. The item number-at number assigned to the item as it appears in the figure referenced in adjacent figure number column.

5. SPECIAL INFORMATION.

a. USARI F ON CODE. The usable on code appears in the lower left corner of the Description Column heading. Usable on codes are shown as 'UOC: ,,,' in the Description Column (justified left) on the last line of the applicable item description/nomenclature. Uncoded items are applicable to all models. Identification of the usable on codes used in this RPSTL are:

<u>Code</u>	<u>Used On</u>
FLL	MODEL WAL001HYPO

b. FABRICATION INSTRUCTIONS. Bulk materials required to manufacture items are listed in the Bulk Material Functional Group of this RPSTL. Part numbers for bulk materials are also referenced in the description column of the line entry for the item to be manufactured/fabricated. Detailed fabrication instructions for items source coded to be manufactured or fabricated are found in TM 10-4610-246-13.

c. INDEX NUMRFRS. Items which have the word BULK in the figure column will have an index number shown in the item number column. This index -number is a cross-reference between the National Stock Number/Part Number Index and the bulk material list in Section II.

d. ASSOCIATFD PUBI ICATIONS. The publications listed below pertain to the Hypochlorination Unit, 350 GPM, Model WAL001HYPO.

Publication	Component
TM 10-4610-246-13	Hypochlorination Unit, 350 GPM, Unit and Direct Support Maintenance Manual

6. HOW TO LOCATE REPAIR PARTS.

a. When National Stock Numbers or Part Numbers are NOT Known.

(1) First. Using the table of contents, determine the assembly or subassembly group to which the item belongs. This is necessary since figures are prepared for assembly groups and subassembly groups, and listings are divided into the same groups.

(2) Second. Find the figure covering the assembly group or subassembly group to which the item belongs.

(3) Third. Identify the item on the figure. The corresponding item number in the parts listing table will have the NSN in column 3.

b. When National Stock Number or Part Number is Known.

(1) First. Using the of National Stock Number and Part Number Indexes find the pertinent National Stock Number or Part Number. The NSN index is in National Item Identification Number (NIIN) sequence (see paragraph 4.a(1)). The part numbers in the Part Number index are listed in ascending alphanumeric sequence. Both indexes cross-reference you to the illustration/figure and item number of the item you are looking for.

(2) Second. Turn to the figure and item number, verify that the item is the one you are looking for, then locate the item number in the repair parts list for the figure.

7. ABBREVIATIONS. Abbreviations used in this manual are listed in MIL-STD-12.

8. WARRANTY DATA.

a. Technical data means information, regardless of form or characteristic, of a scientific or technical nature. It may, for example, document research, experimental, development or engineering work; or be usable or used to define a design or process or to procure, product support, maintain, or operate materiel. The data may be graphic or pictorial delineations in media such as drawings or photographs; text in specification or related performance or design typed documents; or computer printouts. Examples of technical data include research and engineering data, engineering drawings and associated lists, specifications, standards, process sheets, manuals, technical reports, catalog item identifications, and related information, and documentation related to computer software. Technical data does not include computer software or financial, administrative, cost and pricing, management data, or other information incidental to contract administration.

b. Notwithstanding inspection and acceptance by the Government of technical data furnished under this contract and notwithstanding any provision of this contract concerning the conclusiveness thereof, the Contractor warrants that all technical data delivered under this contract will at the time of delivery conform with the specifications and all other requirements of this contract. The warranty period shall extend for three (3) years after completion of the delivery of the line item of data (as identified in DD Form 1423) of which the data forms a part; or any longer period specified in the contract.

c. The Contractor agrees to notify the Contracting Officer in writing immediately of any breach of the above warranty which the Contractor discovers within the warranty period.

d. The following remedies shall apply to all breaches of the above warranty provided that the Government notifies the Contractor of the breach in writing within the warranty period.

(1) Within a reasonable time after the Contracting Officer notifies the Contractor of a breach of warranty, he may:

(a) by written notice, direct the Contractor to correct or replace at his expense the nonconforming technical data promptly; or

(b) if he determines that the Government no longer has a requirement for the correction or replacement of the data, or that the data can be more reasonably corrected by the Government, inform the Contractor by written notice that the Government elects a price or fee adjustment in lieu of correction or replacement.

(2) If the Contractor refuses or fails to comply with a direction under (1)(i) above the Contracting Officer may, within a reasonable time of such refusal of failure:

(a) by contract or otherwise, correct or replace the nonconforming technical data and charge the Contractor the cost occasioned to the Government thereby; or

(b) elect a price or fee adjustment in lieu of correction or replacement.

(3) The remedies set forth in this clause represent the exclusive means by which the rights conferred on the Government by this clause may be enforced.

e. The provisions of this clause apply anew to that portion of any technical data which is corrected or furnished in replacement under (d)(1)(i) above.

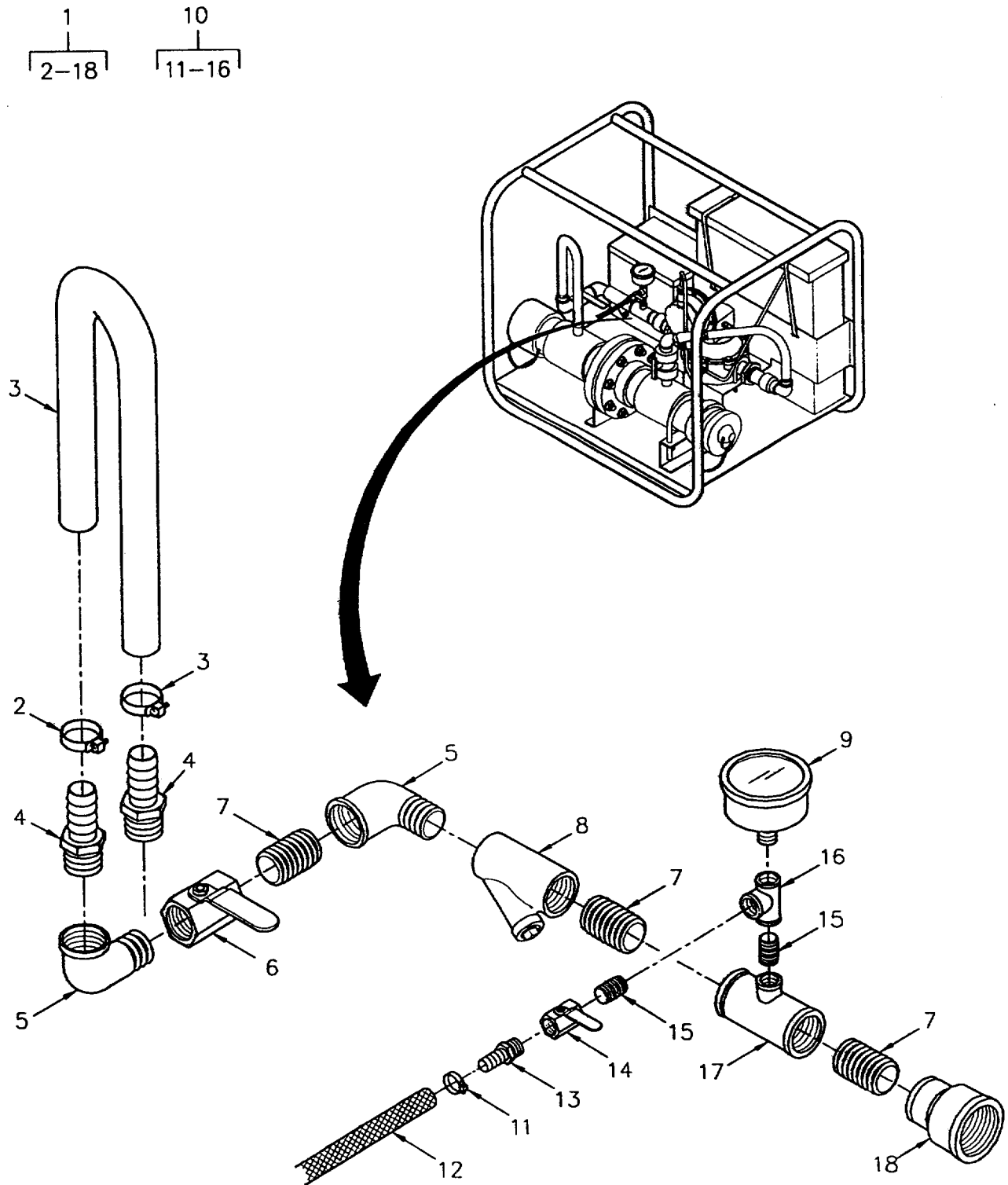


Figure 1. Pipe Assembly, Inlet

SECTION II

(1) ITEM NO	(2) SMR CODE	(3) NSN	(4) CAGEC	(5) PART NUMBER	(6) DESCRIPTION AND USABLE ON CODES (UOC)	(7) QTY
GROUP 01 PIPE ASSEMBLY, INLET						
FIG. 1 PIPE ASSEMBLY, INLET						
1	XBOOO		0D4J7	560020	PIPE ASSY, INLET	1
2	PAOZZ		08484	QS200-M12H	.CLAMP, HOSE DIA: MIN 11/16IN-MAX 1- 1/4IN	2
3	MOOZZ		0D4J7	251024-3	.HOSE, NONMETALLIC MAKE FROM P/N..... 9030512, CAGE(73842), 16INCHES REQUIRED.....	1
4	PAOZZ	4730013175265	39428	5346K28	.ADAPTER, STRAIGHT, PI 3/4IN ID HOSE	2
5	PAOZZ	4730013401308	71229	416-3308-005	.ELBOW, PIPE 3/4IN 90 DEG NPT ST ELB.....	2
6	XBOZZ		0D4J7	560024	.VALVE, BALL 3/4IN FNPT WITH..... LOCKING HANDLE	1
7	XBOZZ		0D4J7	560025	.NIPPLE, CLOSE 3/4IN NPT	3
8	XBOZZ		0D4J7	560026	.STRAINER 3/4IN FNPT	1
9	PAOZZ		38056	2.5IN-1000-BLK-B K1/4IN-0T0160PSI	.GAUGE, PRESSURE 1/4IN NPT, CTR BACK,	1
10	XBUOO		0D4J7	560091	.MIXING BUCKET FILL ASSEMBLY.....	1
11	PAOZZ	4730008716729	72661	MAH-4	.CLAMP, HOSE	1
12	MOOZZ		GD4J7	560015-60	.TUBING-MIXING BUCKE MAKE FROM P/..... N EBS8A, CAGE (08230), 60 INCHES REQUIRED.....	1
13	XBOZZ		24869	BN22	.FITTING-HOSE, BARBED 1/4 INCH NPT	1
14	XBOZZ		79227	B-6000-04-SS-1/4	.VALVE, BALL	1
15	XBOZZ	4730013401317	71229	416-3309-012	.NIPPLE, PIPE 1/4 INCH NPT X 7/8	2
16	XBOZZ	4730004713102	93061	2203P-4	.TEE, PIPE 1/4 INCH NPT	1
17	XBOZZ		0D4J7	560027	.TEE, REDUCING 3/4IN FNPT X 3/4IN..... FNPT X 1/4IN FNPT	1
18	XBOZZ		0D4J7	560028	.COUPLING, REDUCING 1-1/4IN FNPT X..... 3/4IN FNPT.....	1

END OF FIGURE

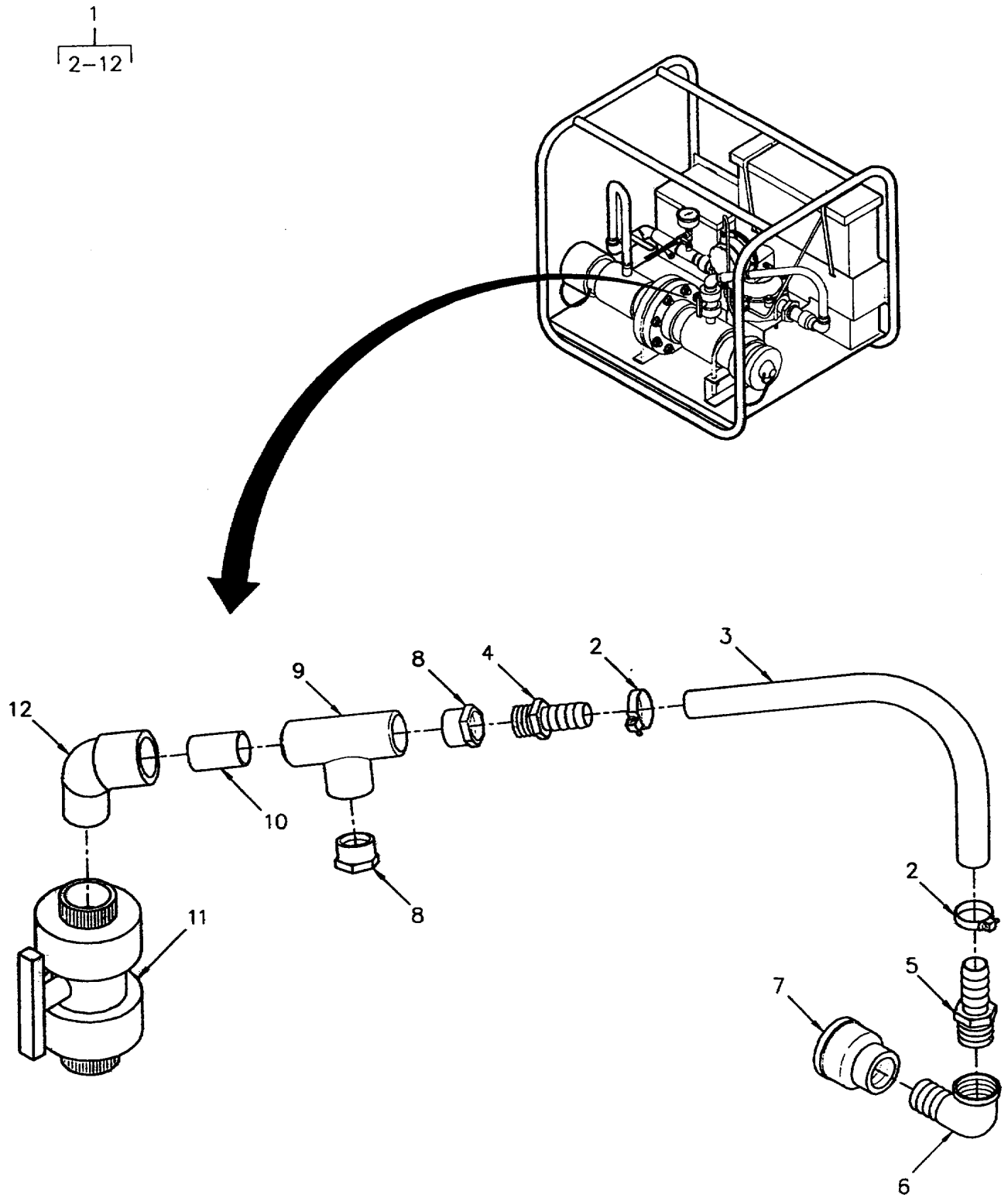


Figure 2. Pipe Assembly, Outlet

SECTION II

(1) ITEM NO	(2) SMR CODE	(3) NSN	(4) CAGEC	(5) PART NUMBER	(6) DESCRIPTION AND USABLE ON CODES (UOC)	(7) QTY
GROUP 02 PIPE ASSEMBLY, OUTLET						
FIG. 2 PIPE ASSEMBLY, OUTLET						
1	XBOFF		0D4J7	560030	PIPE ASSEMBLY OUTLE	1
2	PAOZZ		08484	QS200-M12H	.CLAMP, HOSE MIN DIA 11/16-MAX DIA..... 1-1/4IN	2
3	MOOZZ		0D4J7	251024-2	.HOSE, NONMETALLIC MAKE FROM P/N..... 9030512, CAGE (73842), 13 INCHES REQUIRED	1
4	PAOZZ	473000E187288	30327	KF12-08PS	.ADAPTER, STRAIGHT, PI 3/4IN ID HOSE	1
5	PAOZZ	4730013175265	39428	5346K28	X 1/2IN MNPT..... .ADAPTER, STRAIGHT, PI 3/4IN ID HOSE	1
6	PAOZZ	4730013401308	71229	416-3308-005	X 3/4IN MNPT	1
7	XBOZZ		0D4J7	560028	.ELBOW, PIPE 3/4IN 90 DEG NPT ST ELB.....	1
8	PAFZZ	4730010152723	14007	438-101	.COUPLING, REDUCING 1-1/4IN FNPT X..... 3/4IN FNPT.....	1
9	PAFZZ	4730005177879	14889	401-007	.REDUCER, PIPE SCH40 PVC 3/4IN M	2
10	MFFZZ		0D4J7	560034-3	SLIP X 1/2IN FNPT	1
11	PAFZZ		0D4J7	560036	.TEE, PIPE SCH40 PVC 3/4IN SLIP SOC.....	1
12	PAFZZ		12168	409-007	.PIPE MAKE FROM P/N 4881K12, CAGE	2
					(39428), 3 INCHES REQUIRED	
					.VALVE, BALL CPVC 3/4IN SOC.....	1
					.ELBOW, STREET SCH40 PVC 90 DEG ST..... ELB SLIP FIT.....	1

END OF FIGURE

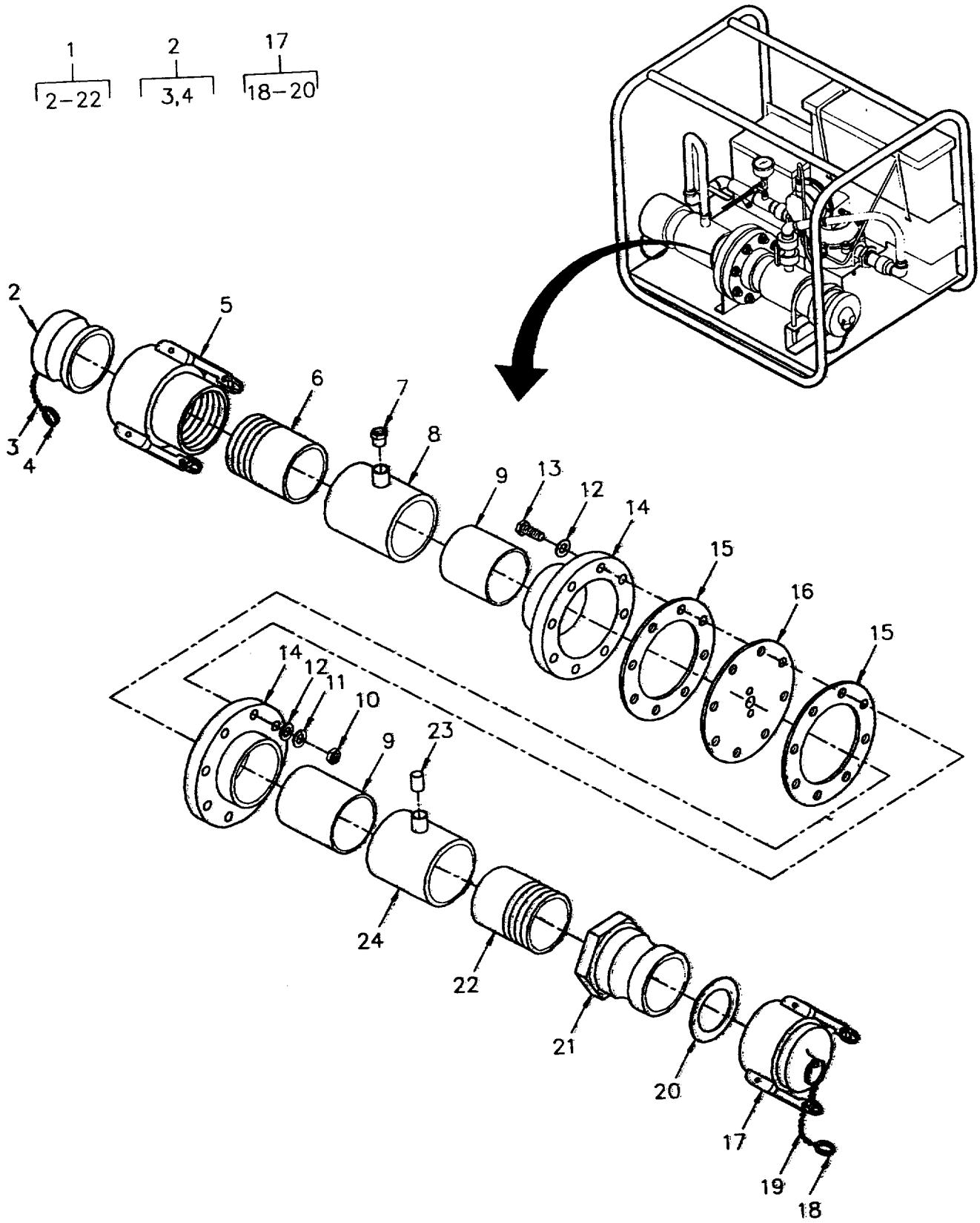


Figure 3. Manifold Assembly

SECTION II

(1) ITEM NO	(2) SMR CODE	(3) NSN	(4) CAGEC	(5) PART NUMBER	(6) DESCRIPTION AND USABLE ON CODES (UOC)	(7) QTY
GROUP 03 MANIFOLD ASSEMBLY						
FIG. 3 MANIFOLD ASSEMBLY						
1	XBOFF		0D4J7	560003P	MANIFOLD ASSEMBLY.....	1
2	PAOOZ	4730006406188	96906	MS27029-t17	.PLUG, QUICK DISCONN 4IN	1
3	MOOZZ		0D4J7	560047	..CHAIN, SASH MAKE FROM P/N 3607T57,	1
					CAGE(39428), 12 INCHES REQUIRED.....	
4	XDOZZ		0D4J7	560023	..RING, LARGE, FINGER	1
5	PAFZZ		0D4J7	560013	.COUPLING, QUICK 4IN FEMALE	1
6	XBFZZ		0D4J7	560006-45	.NIPPLE SCH80 PVC THRD ONE END, 4IN.....	1
					DIA X 4-1/2IN L.....	
7	XBFZZ		12168	438-131	.BUSHING, REDUCER SCH40 PVC 1IN	1
					SLIP X 3/4IN FNPT	
8	XBFZZ		12168	401-1-417	.TEE SCH40 PVC 4IN SOC X 4IN SOC X	1
					1IN SOC.....	
9	XBFZZ		0D4J7	560009-55	.PIPE SCI800 PVC 5.5IN LG.	2
10	PAOZZ	5310006373634	96906	MS16286-7	.NUT, PLAIN, HEXAGON 5/8 INCH-11 UNC.....	8
11	PAOZZ	5310009370453	96906	MS35338-145	.WASHER, LOCK 5/8IN ID	8
12	PAOZZ	5310007208819	96906	MS15795-821	.WASHER, FLAT 5/8IN ID	16
13	PAOZZ	5305007247254	96906	MS90728-172	.SCREW, CAP, HEXAGON H 5/8IN-11UNC X	8
					4IN LG.....	
14	XBOZZ		62531	854-040	.FLANGE SCH80 PVC 4IN SOC	2
15	PAOZZ		0D4J7	C-181440-223	.GASKET NEOPRENE 60-70 DUROMETER	2
16	XBOZZ		0D4J7	560004	.ORIFICE PLATE	
17	PAOZZ	4730006406156	96906	MS27028-17	.CAP, QUICK DISCONN 4IN	1
18	XDOZZ		0D4J7	560023	..RING, LARGE, FINGER	1
19	MOOZZ		0D4J7	560047	..CHAIN, SASH MAKE FROM P/N 3607T57,	1
					CAGE(39428), 12 INCHES REQUIRED.....	
20	PAOZZ	5330008994509	96906	MS27030-9	..GASKET	1
21	PAFZZ		0D4J7	560012	.COUPLING, QUICK 4IN MALE	1
22	XBFZZ		0D4J7	560006-6	.NIPPLE SCH80 PVC THREADED ONE END,	1
					4IN DIA X 6IN L	
23	MFFZZ		0D4J7	560034-3	PIPE MAKE FROM P/N 4881K12, CAGE	1
					(39428), 3 INCHES REQUIRED	
24	XBFZZ		12168	401-1-416	.TEE SCH40 PVC, 4IN SOC X 3/4IN SOC.	1

END OF FIGURE

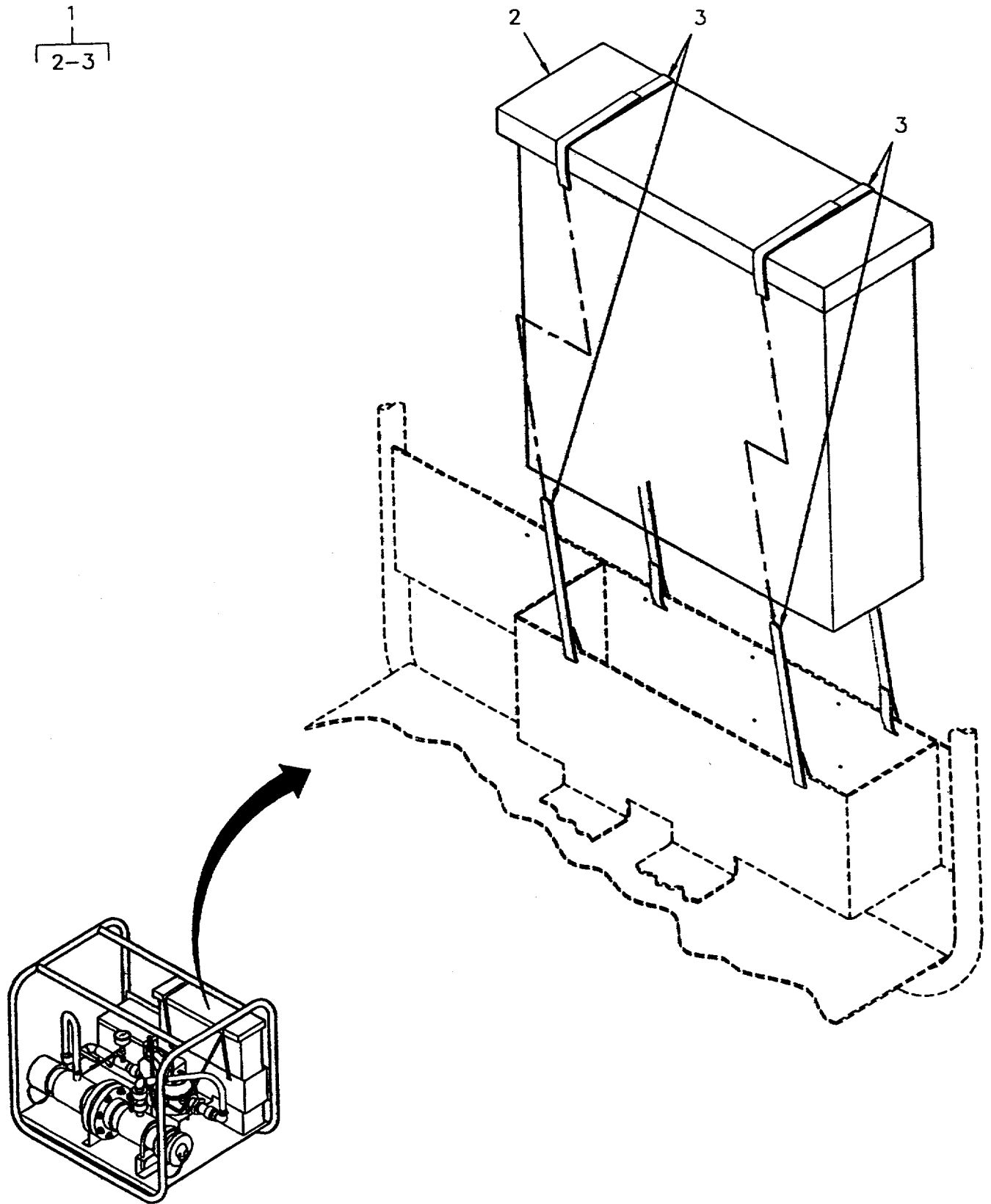


Figure 4. Tank Assembly, Reservoir

SECTION II

(1) ITEM NO	(2) SMR CODE	(3) NSN	(4) CAGEC	(5) PART NUMBER	(6) DESCRIPTION AND USABLE ON CODES (UOC)	(7) QTY
GROUP 04 TANK ASSEMBLY, RESERVOIR						
FIG. 4 TANK ASSEMBLY, RESERVOIR						
1	XBOOO		0D4J7	560070	TANK ASSY, RESERVOIR	1
2	PBOZZ		0D4J7	239388	.TANK, RESERVOIR CAPACITY 6 GALLON.....	1
3	MOOZZ		0D4J7	560071-17	.STRAP, VELCRO MAKE FROM P/N.....	4
94905K53, CAGE 39428, 20 INCHES REQUIRED.....						
END OF FIGURE						

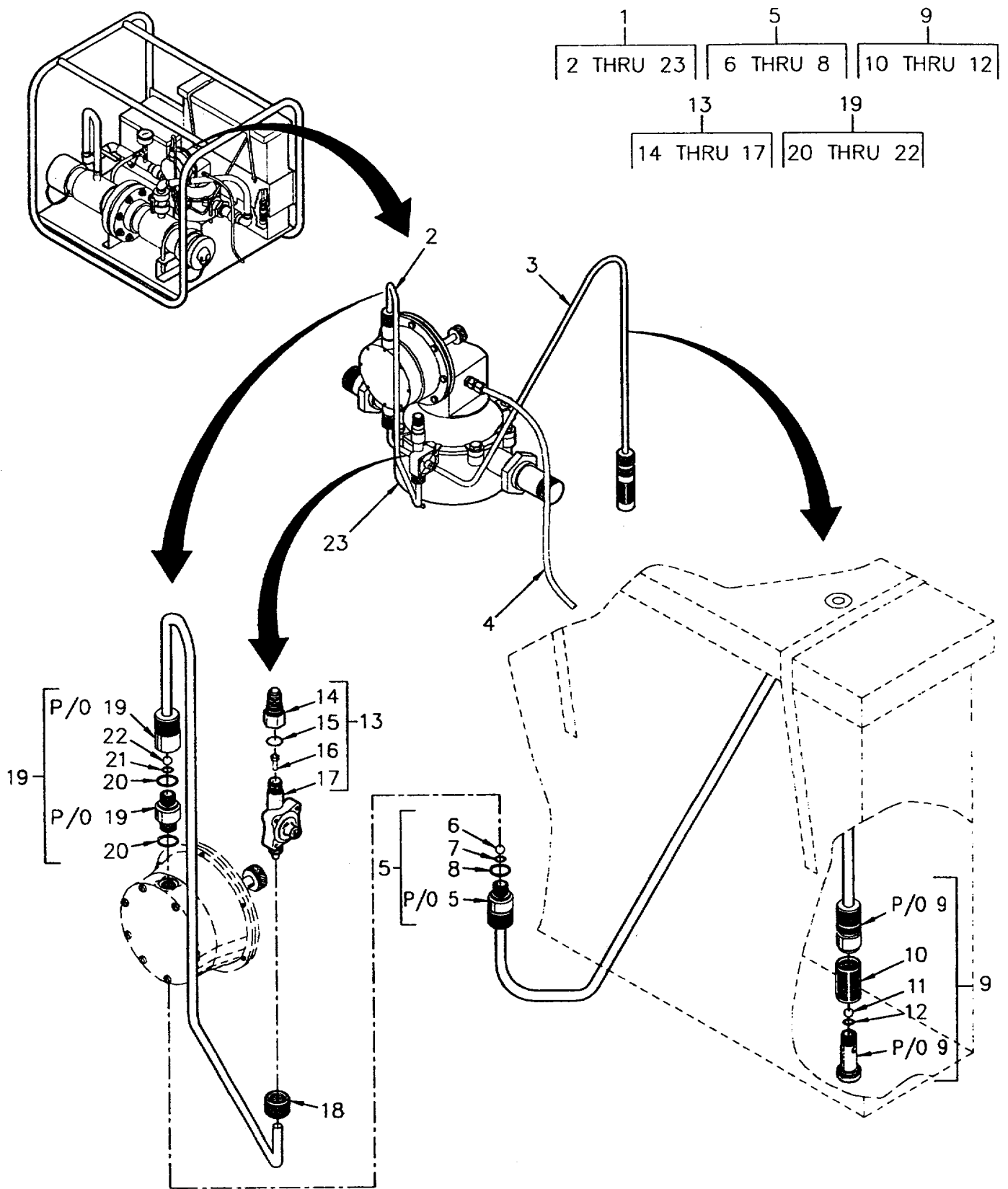


Figure 5. Valves and Tubing

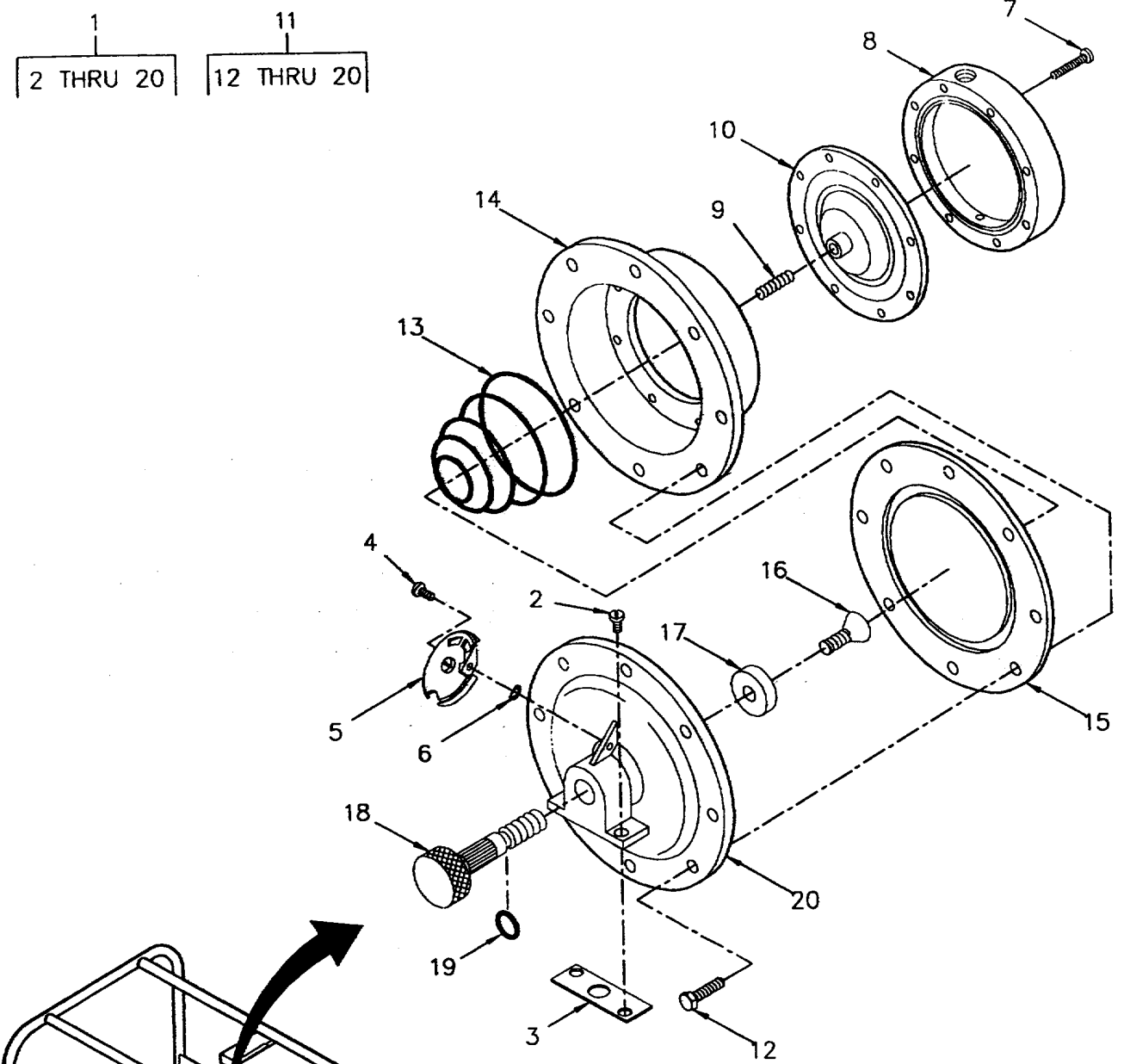
SECTION II

(1) ITEM NO	(2) SMR CODE	(3) NSN	(4) CAGEC	(5) PART NUMBER	(6) DESCRIPTION AND USABLE ON CODES (UOC)	(7) QTY
GROUP 05 RATIO-FEEDER ASSEMBLY						
FIG. 5 VALVES AND TUBING						
1	XBOFF		0D4J7	560100	RATIO-FEEDER ASSY	1
2	MOOZZ		0D4J7	560015-24	.TUBING-PUMP DISCHAR MAKE FROM P/N	1
EBS8A, CAGE(08230), 24 INCHES REQUIRED.....						
3	MOOZZ		0D4J7	560015-42	.TUBING-PUMP SUCTION MAKE FROM P/N	1
EBS8A, CAGE (08230), 42 INCHES REQUIRED.....						
4	MOOZZ		0D4J7	560072-60	.TUBING-DRAIN HOSE MAKE FROM P/N	1
5181K13, CAGE (39428), 60 INCHES REQUIRED.....						
5	PBOOO		0K616	17176	.VALVE SPL SUCTION FOR 3/8 TUBE	1
6	PAOZZ	4820014289682	0K616	01719	..BALL, CHECK	1
7	PAOZZ		0K616	01701	..PACKING, PREFORMED	1
8	PAOZZ	5330014128085	0K616	01686	..O-RING	1
9	PAOOO		0K616	17187	.FITTING, SUCTION SPL UNIVERSAL	1
SUCT FITTING 3/8 TUBE						
10	PAOZZ		0K616	01785	..SCREEN	1
11	PAOZ4	4820014289682	0K616	01719	..BALL7CHECK.....	1
12	PAOZZ		0K616	01701	..PACKING, PREFORMED	1
13	PBOOO		0D4J7	560102	.VALVE ASSEMBLY ANTI-SIPHON	1
14	PAOZZ		0K616	805175	..NOZZLE-INJECTION	1
15	PAOZZ		0K616	811258-2	..SEAL, QUAD RING HYPA	1
16	PAOZZ		0K616	805172-2	..POPPET-CHECK VALVE	1
17	PAOZZ		0K616	806365	..VALVE, ANTI SIPHON 3 INCH	1
18	PAOZZ		0K616	16932	.NUT, TUBE.....	4
19	PAOOO		0K616	17165	.VALVE SPL DISCHARGE FOR 3/8 INCH.....	1
TUBE.....						
20	PAOZZ	5330014128085	0K616	01686	..O-RING	2
21	PAOZZ		0K616	01701	..PACKING, PREFORMED	1
22	PAOZZ	4820014289682	0K616	01719	..BALL, CHECK	1
23	PBOFF		0K616	DX4-FA	.RATIO-FEEDER PUMP	1

END OF FIGURE

SECTION II

TM 10-4610-246-23P



ROTATED 180° FOR CLARITY

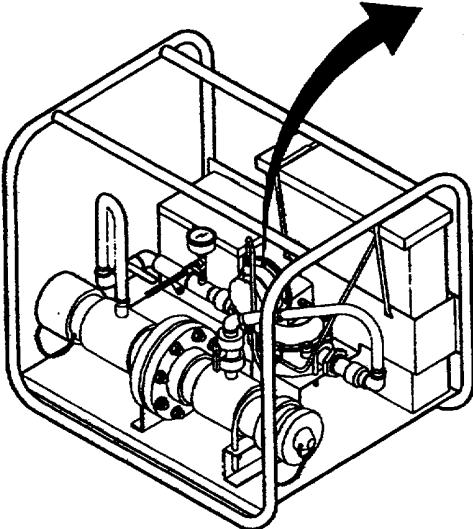


Figure 6. Pumper Assembly

SECTION II						
(1)	(2)	(3)	(4)	(5)	(6)	(7)
ITEM NO	SMR CODE	NSN	CAGEC	PART NUMBER	DESCRIPTION AND USABLE ON CODES (UOC)	QTY
GROUP 05 RATIO-FEEDER ASSEMBLY						
FIG. 6 PUMPER ASSEMBLY						
1	PBOOO		0K616	46510	..PUMPER ASSEMBLY P4 WITH STD	1
					FITTINGS	
2	XBOZZ		0K616	01298	...SCREW.	1
3	PAOZZ	5330014128086	0K616	00448	...GASKET	1
4	XBOZZ		0K616	01371	...SCREW 10-32 X 1/4"	1
5	XBOZZ		0K616	16821	...SCALE ASSY, DIAL	1
6	XBOZZ		0K616	03476	...WASHER, LOCK NO. 10	1
7	KFOZZ		0K616	01199	...SCREW 8-32UNF X 1-1/2IN PART OF	8
					KIT P/N 08939	
8	XBOZZ		0K616	01149	...HEAD PVC	1
9	KFOZZ		0K616	01181	...STUD PART OF KIT P/N 08939	1
10	KFOZZ		0K616	01058	...DIAPHRAGM HYPALON, CHEMICAL SIDE	1
					PART OF KIT P/N 08939	
11	XBOOO		0K616	47543	...PUMPER SUBASSEMBLY LESS LIQUID	1
					END	
12	XBOZZ		0K616	01173	...SCREW, CAP, HEX HEAD	8
13	XBOZZ		0K616	01214	...SPRING	1
14	XBOZZ		0K616	01016	...CYLINDER NO.4	1
15	KFOZZ		0K616	09391	...DIAPHRAGM WATER SIDE PART OF	1
					KIT P/N 08939	
16	XBOZZ		0K616	01280	...SCREW PAD RETAINING	1
17	XBOZZ		0K616	01355	...PAD S.C.S	1
18	XBOZZ		0K616	01347	...CTRL SHAFT STROKE ADJUSTMENT	1
19	PAOZZ	5330014128082	0K616	01363	...O-RING	1
20	XBOZZ		0K616	00092	...FLANGE NO.4	1
	PAOZZ		0K616	08939	KIT, REPAIR DIAPHRAMNHYPALON	1
					DIAPHRAGM (1) 6-10	
					DIAPHRAGM (1) 6-15	
					SCREW (8) 6-7	
					STUD (1) 6-9	

END OF FIGURE

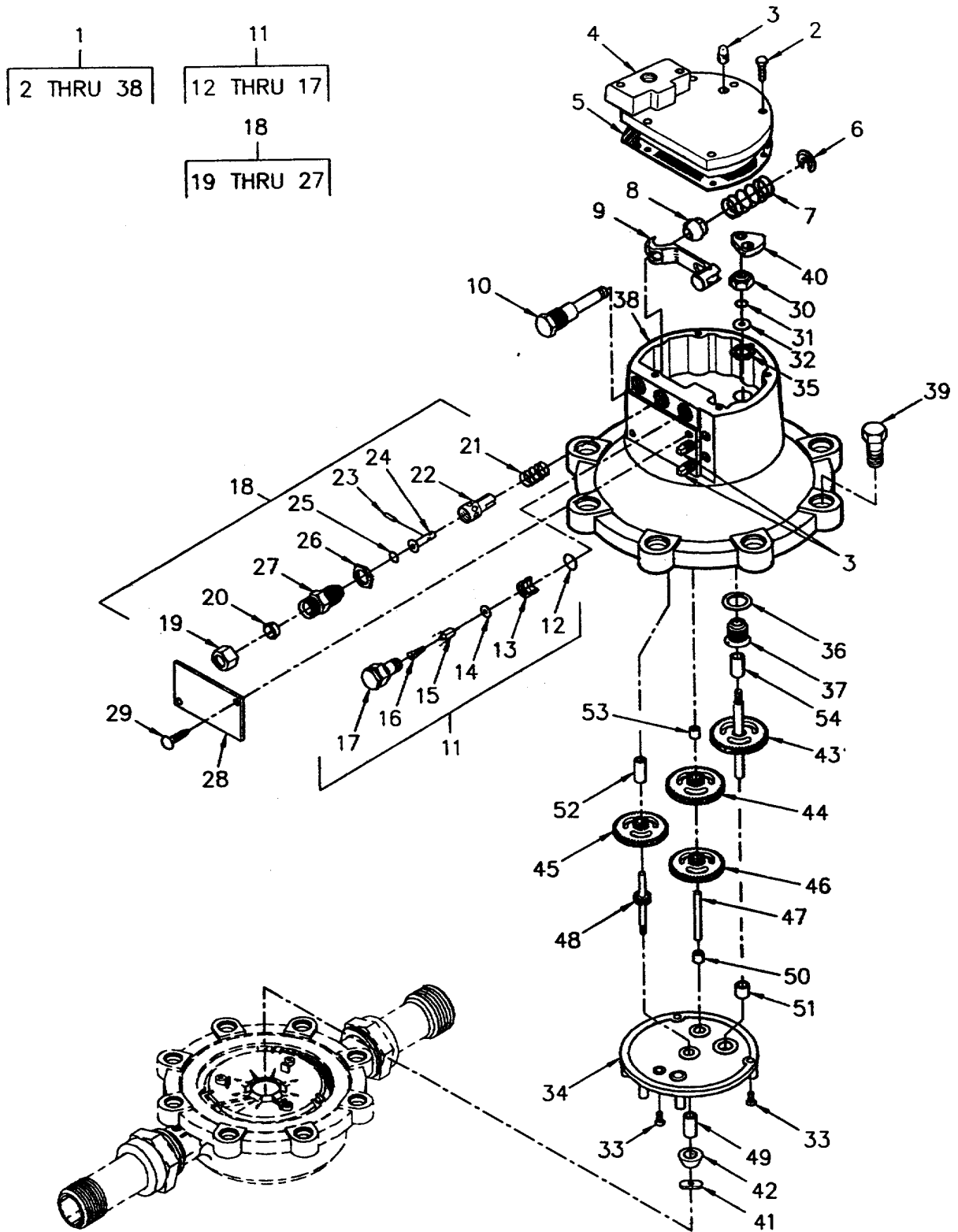


Figure 7. Upper and Lower Main Case Assembly

SECTION II

(1) ITEM NO	(2) SMR CODE	(3) NSN	(4) CAGEC	(5) PART NUMBER	(6) DESCRIPTION AND USABLE ON CODES (UOC)	(7) QTY
GROUP 05 RATIO-FEEDER ASSEMBLY						
FIG. 7 UPPER AND LOWER MAIN CASE ASSEMBLY						
1	XCFFF		0K616	08863	..CASE ASSEMBLY UPPER, SERIES S.....	1
2	KFFZZ		0K616	01173	RATIO FEEDER	5
3	XBFZZ		0K616	07759	...SCREW, CAP, HEX HEAD PART OF KIT	3
4	XBFZZ		0K616	00076	P/N 06751	1
5	KFFZZ	5330014128083	0K616	00456	...PLUG, BRASS	1
6	XBFZZ		0K616	01446	...COVER PLATE	1
7	KFFZZ		0K616	00422	...GASKET PART OF KIT P/N 06751	1
8	KFFZZ		0K616	01420	...WASHER, RETAINING	1
9	XBFZZ		0K616	09367	...SPRING PART OF KIT P/N 06751	1
10	KFFZZ		0K616	01438	...PIVOT, BALL PART OF KIT P/N 17605.....	1
11	XBFFF		0K616	01975	...VALVE ARM ASSEMBLY	1
12	KFFZZ		0K616	00480	...RETAINER, ARM PART OF KIT P/N.....	1
13	XBFZZ		0K616	00373	17605	1
14	KFFZZ		0K616	00381	...P VALVE ASSEMBLY P, S SERIES	1
15	KFFZZ		0K616	00399	...PACKING, PREFORMED PART OF KIT	1
16	KFFZZ		0K616	01470	P/N 06751	1
17	XBFZZ		0K616	00365	...CAP, VALVE	1
18	PBFFF		0K616	09317	...SEAT, VALVE PART OF KIT P/N 06751	1
19	XBFZZ		0K616	01454	...NEEDLE, VALVE PART OF KIT P/N.....	1
20	XBFZZ		0K616	01462	06751	1
21	KFFZZ		0K616	09383	...SPRING PART OF KIT P/N 06751	1
22	XBFZZ		0K616	09341	...BODY, VALVE.....	1
23	XBFZZ		0K616	08294	...VALVE ASSEMBLY R, COMPLETE	1
24	XBFZZ		0K616	09333	...TUBE NUTBRASS.....	1
25	PAFZZ		0K616	01701	...SLEEVE	1
26	XBFZZ		0K616	01321	...SPRING PART OF KIT P/N 06751	1
27	XBTZZ		0K616	09325	...CYLINDER, VALVE	1
28	XBFZZ		0K616	01397	...PIN, VALVE	1
29	XBFZZ		0K616	01652	...PISTON, VALVE.....	1
30	XBFZZ		0K616	01313	...PACKING, PREFORMED	1
31	KFFZZ		0K616	01701	...NUT, LOCK.....	1
32	KFFZZ		0K616	01496	...BODY, VALVE	1
33	XBFZZ		0K616	01272	...NAMEPLATE	1
34	XBFZZ		0K616	01925	...SCREW, DRIVE	2
35	XBFZZ		0K616	01321	...GLAND NUT, PACKING	1
36	KFFZZ		0K616	01488	...PACKING, PREFORMED PART OF KIT P/N.....	1
37	XBFZZ		0K616	01305	06751	1
38	XBFZZ		0K616	00034	...GASKET, SMALL PART OF KIT P/N.....	1
					06751	3
					...SCREW	1
					...BEARING PLATE	1
					...NUT, LOCK	1
					...GASKET, LARGE PART OF KIT P/N	1
					06751	1
					...PACKING GLAND	1
					...MAINCASE	1

SECTION II

(1) ITEM NO	(2) SMR CODE	(3) NSN	(4) CAGEC	(5) PART NUMBER	(6) DESCRIPTION AND USABLE ON CODES (UOC)	(7) QTY
39	XBFZZ		0K616	15504	..BOLT, SHEAR, BRASS.....	8
40	XBFZZ		0K616	00141	..CAM, SINGLE LOBE	1
41	KFFZZ		0K616	01678	..DRIVE DOG PART OF KIT P/N 12039.....	1
42	XBFZZ		0K616	00977	..ROLLER, CONTROL	1
43	KFFZZ		0K616	00167	..52 WHEEL GEAR E, OUTPUT PART OF	1
					KIT P/N 12039	
44	KFFZZ		0K616	01595	..WHEEL AND PIN GEAR D PART OF KIT	1
					P/N 12039	
45	KFFZZ		0K616	01587	..WHEEL AND PIN GEAR C PART OF KIT	1
					P/N 12039	
46	KFFZZ		0K616	01579	..WHEEL AND PIN GEAR B PART OF KIT	1
					P/N l2a09	
47	KFFZZ		0K616	00464	..SHAFT, IDLET PART OF KIT P/N 12039.....	1
48	KFFZZ		0K616	00951	..14 PINION, LONG GEAR A, OUTPUT	1
					PART OF KIT P/N 12039	
49	KFFZZ		0K616	01248	..BEARING 3/16 X 3/4 INCH PART OF	1
					KIT P/N 12039	
50	KFFZZ		0K616	01264	..BEARING 3/16 X 1/4 INCH PART OF	1
					KIT P/N 12039	
51	KFFZZ		0K616	01256	..BEARING 1/4 X 1/4 INCH PART OF	1
					KIT P/N 12039	
52	KFFZZ		0K616	01726	..BEARING 3/16 X 9/16 INCH PART OF	1
					KIT P/N 12039	
53	KFFZZ		0K616	01734	..BEARING 3/16 X 5/16 INCH PART OF	1
					KIT P/N 12039	
54	KFFZZ		0K616	01230	..BEARING 1/4IN X 5/8IN PART OF KIT	1
					P/N 12039	
	PAFZZ		0K616	06751	KIT, REPAIR MAIN CASE.	1
					GASKET (1) 7-5	
					GASKET,LARGE (1) 7-36	
					GASKET,SMALL (1) 7-3Z	
					NEEDLE,VALVE (1) 7-15	
					PACKING,PREFORMED (1) 7-31	
					PACKING,PREFORMED (1) 7-12	
					SCREW,CAP,HEX HEAD (5) 7-2	
					SEAT,VALVE (1) 7-14	
					SPRING (1) 7-7	
					SPRING (1) 7-16	
					SPRING (1) 7-21	
	PAFZZ		0K616	17605	KIT,REPAIR ARM RETAINER AND BALL	1
					PIVOT,INCL LUBRICANT	
					PIVOT,BALL (1) 7-8	
					RETAINER,ARN (1) 7-10	
	PAFZZ		0K616	12039	KIT,REPAIR COMPLETE GEAR KIT,INCL	1
					LUBRICANT	
					BEARING (1) 7-50	
					BEARING (1) 7-51	
					BEAR:ING (1) 7-49	
					BEARING (1) 7-54	
					BEARING (1) 7-52	
					BEARING (1) 7-53	
					DRIVE DOG, (1) 7-41	

SECTION II

TM 10-4610-246-23P

(1) ITEM NO	(2) SMR CODE	(3) NSN	(4) CAGEC	(5) PART NUMBER	(6) DESCRIPTION AND USABLE ON CODES (UOC)	(7) QTY
					SHAFT, IDLET	(1) 7-47
					WHEEL AND PIN	(1) 7-46
					WHEEL AND PIN	(1) 7-45
					WHEEL AND PIN	(1) 7-44
					14 PINION, LONG	(1) 7-48
					52 WHEEL	(1) 7-43

END OF FIGURE

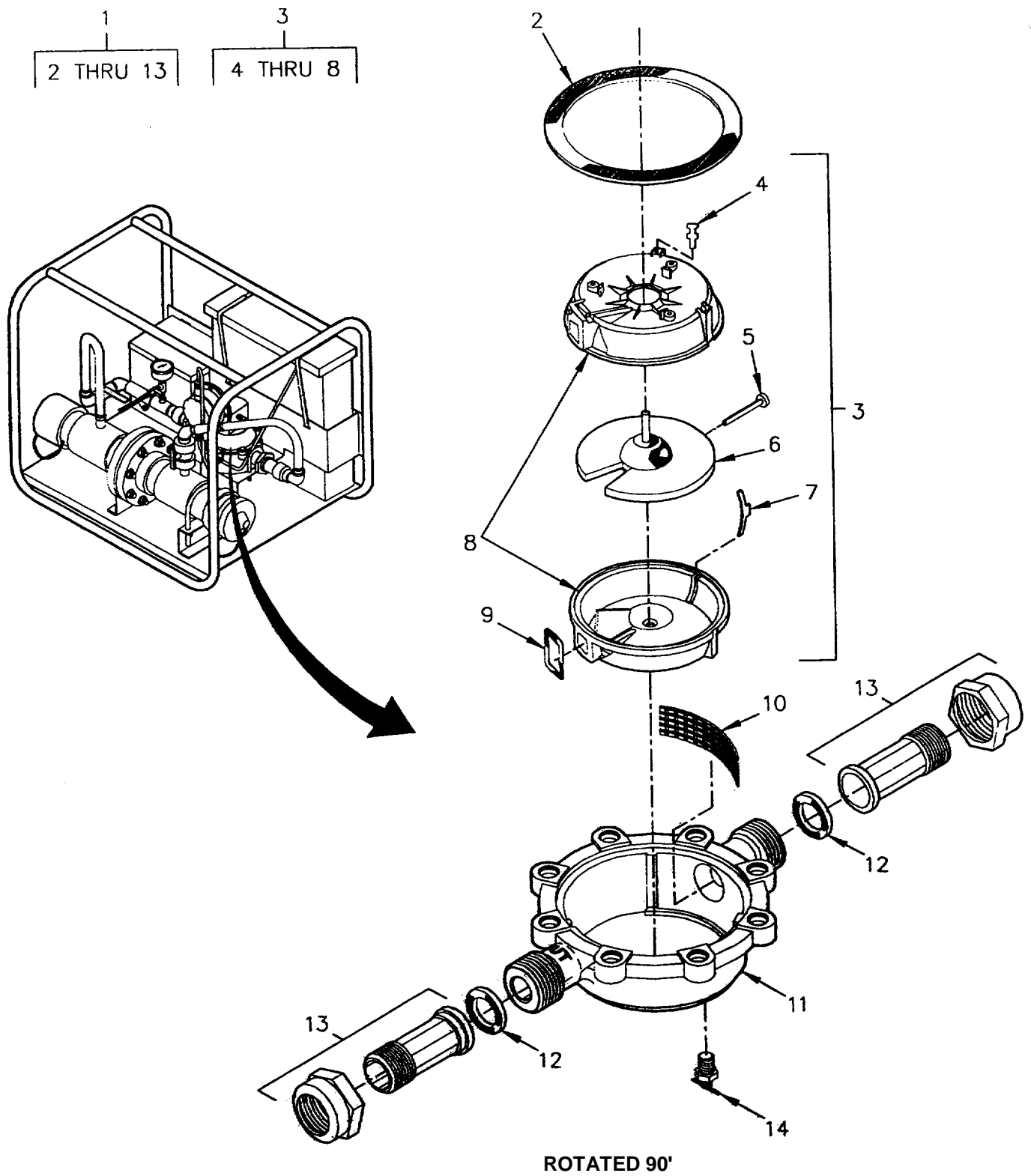


Figure 8. Measuring Chamber

SECTION II

(1) ITEM NO	(2) SMR CODE	(3) NSN	(4) CAGEC	(5) PART NUMBER	(6) DESCRIPTION AND USABLE ON CODES (UOC)	(7) QTY
GROUP 05 RATIO-FEEDER ASSEMBLY						
FIG. 8 MEASURING CHAMBER						
1	XBFFF		0K616	02022	..MEASURING CHAMBER SERIES S RATIO	1
					FEEDER.....	
2	PAFZZ	5330014128079	0K616	00696	...GASKET.....	1
3	XBFFF		0K616	01908	...CHAMBER ASSEMBLY	1
4	XBFZZ		0K616	01933	...RETAINER, SPRING	1
5	XBFZZ		0K616	01941	...ROLLER, THRUST	1
6	XBFZZ		0K616	00729	...DISC	1
7	XBFZZ		0K616	00737	...INSERT T.R.....	1
8	XBFZZ		0K616	00711	...CHAMBER NORYL, MATCHED SET	1
9	PAFZZ	5330014128080	0K616	00703	...GASKET CHAMBER PORT	1
10	XBFZZ		0K616	00745	...SCREEN	1
11	XBFZZ		0K616	00688	...HOUSING, LOWER	1
12	PAFZZ		0K616	00753	...WASHER	2
13	XBFZZ		0K616	00761	...CONNECTOR ASSEMBLY	2
14	PAOZZ	4820013981977	93061	DC602-4	..COCK, PLUG.....	1

END OF FIGURE

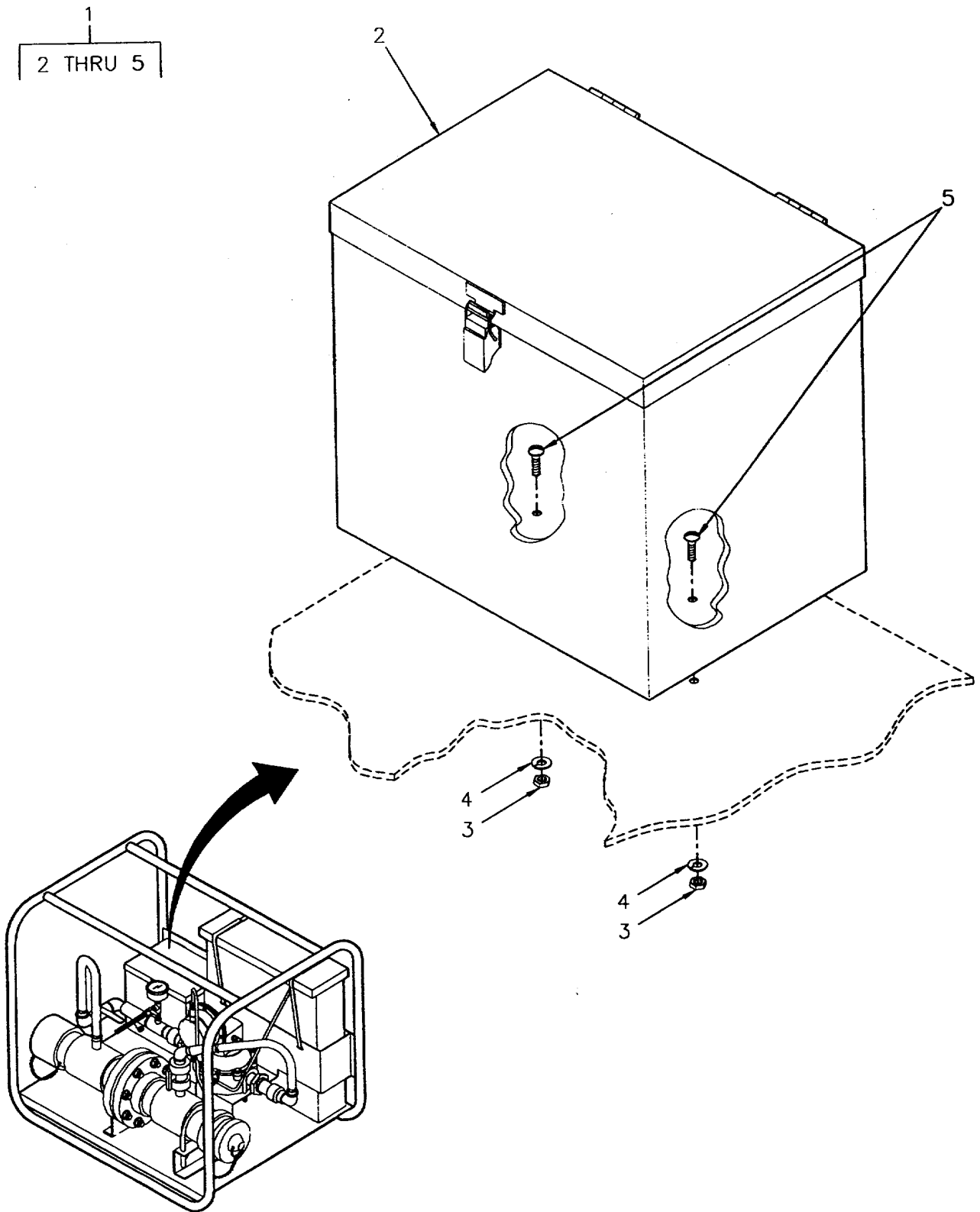


Figure 9. Tool Box Assembly

SECTION II

TM 10-4610-246-23P

(1) ITEM NO	(2) SMR CODE	(3) NSN	(4) CAGEC	(5) PART NUMBER	(6) DESCRIPTION AND USABLE ON CODES (UOC)	(7) QTY
-------------------	--------------------	------------	--------------	-----------------------	--	------------

GROUP 06 TOOL BOX ASSEMBLY

FIG. 9 TOOL BOX ASSEMBLY

1	XCOFF		0D4J7	560060P	TOOL BOX ASSEMBLY	1
2	XBOFF		0D4J7	239488-3	.TOOL BOX	1
3	PAOZZ	5310011567706	96906	MS16286-1	.NUT, PLAIN, HEXAGON 1/4INCH-20UNC.....	2
4	PAOZZ	5310005501130	96906	MS35333-40	.WASHER, LOCK 1/4 INCH	2
5	PAOZZ	5305009881725	96906	MS35206-281	.SCREW, MACHINE 1/4INCH-20UNC X 3/ 4IN	2

END OF FIGURE

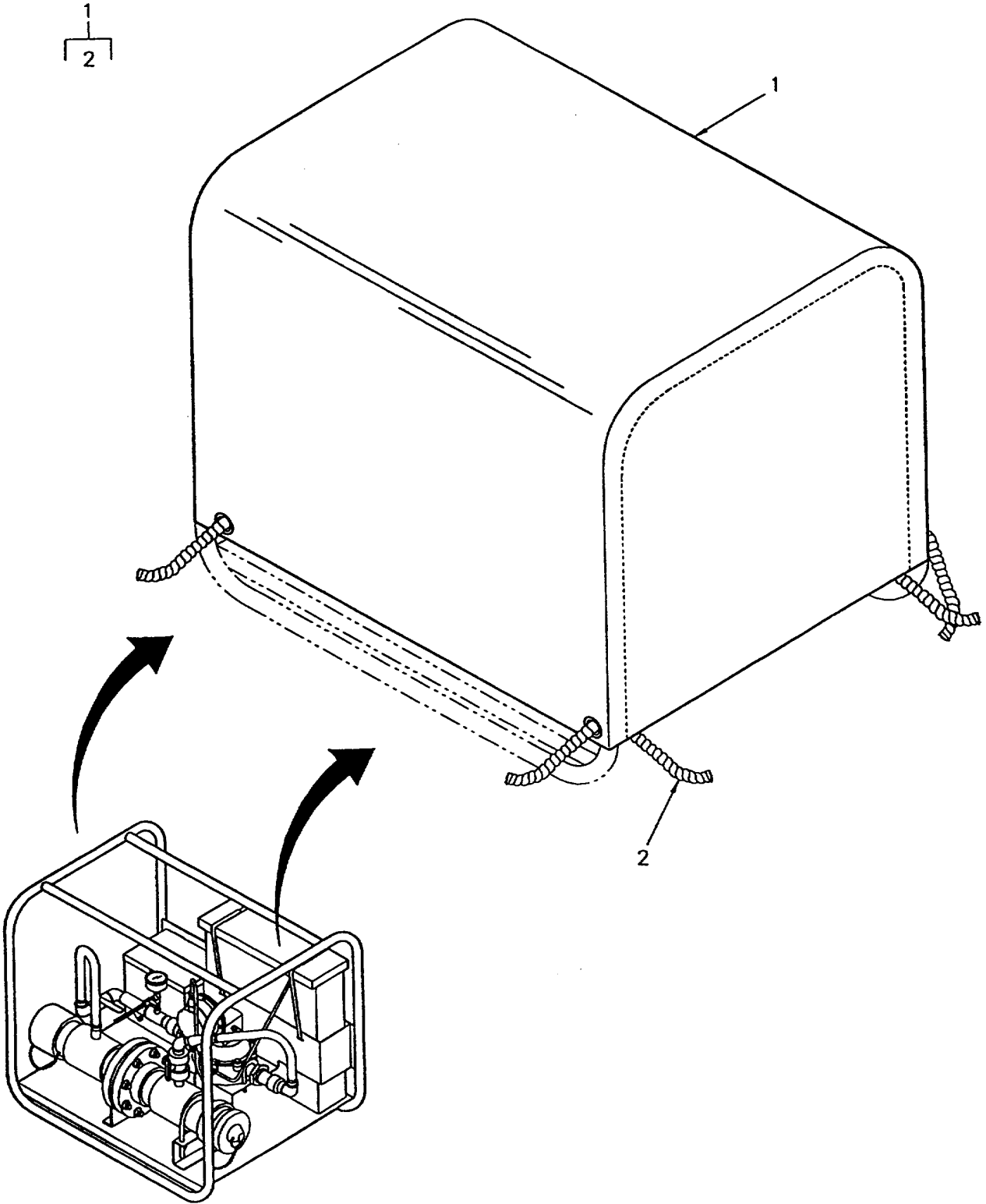


Figure 10. Cover Assembly

SECTION II

(1) ITEM NO	(2) SMR CODE	(3) NSN	(4) CAGEC	(5) PART NUMBER	(6) DESCRIPTION AND USABLE ON CODES (UOC)	(7) QTY
					GROUP 07 COVER ASSEMBLY	
					FIG. 10 COVER ASSEMBLY	
1	XDOFF		0D4J7	245249-2	COVER, ASSEMBLY	1
2	MOOZZ		0D4J7	560055	.ROPE, TIE-DOWN MAKE FROM P/N 3852T38, CAGE 39428, 13IN. REQD	4

END OF FIGURE

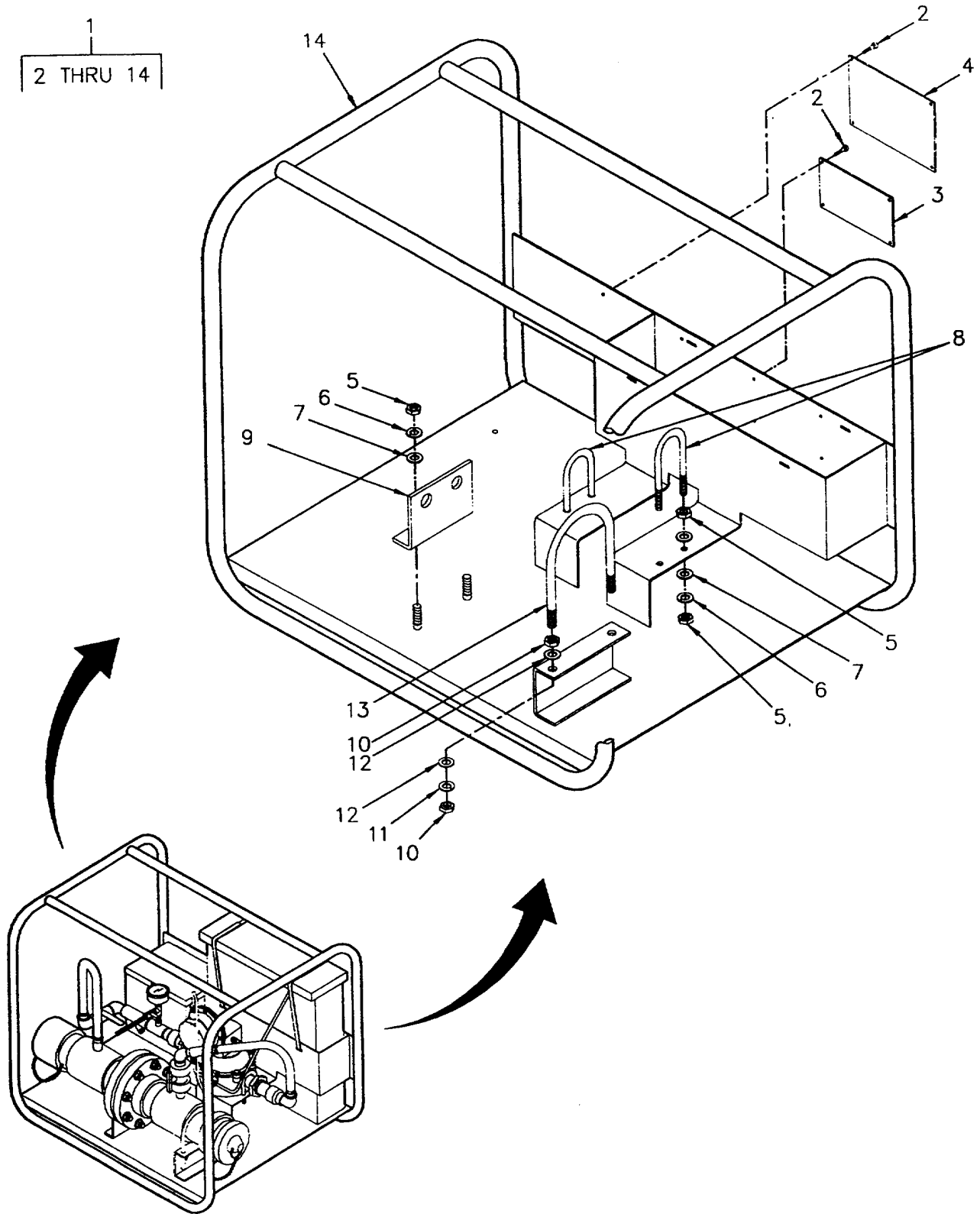


Figure 11. Frame Assembly

SECTION II

TM 10-4610-246-23P

(1) ITEM NO	(2) SMR CODE	(3) NSN	(4) CAGEC	(5) PART NUMBER	(6) DESCRIPTION AND USABLE ON CODES (UOC)	(7) QTY
GROUP 08 FRAME ASSEMBLY						
FIG. 11 FRAME ASSEMBLY						
1	XBOFF		0D4J7	560050P	FRAME ASSEMBLY	1
2	XBOZZ		0D4J7	4170063678	.SCREW, MACHINE 6-32 X 1/4 INCH	8
3	XBOZZ		0D4J7	249666-1	.NAMEPLATE, DATA	1
4	XBOZZ		0D4J7	249665-1	.PLATE, DATA INSTRUCTION	1
5	XDOZZ		96906	MS16286-3	.NUT, PLAIN, HEXAGON 3/8 INCH-16 UNC.....	10
6	PAOZZ	5310009847042	96906	MS35338-141	.WASHER, LOCK 3/8 INCH	6
7	XDUZZ		96906	MS51496-85	.WASHER, FLAT 3/8 INCH	10
8	XBOZZ		0D4J7	560019	.U-BOLT 1-1/4IN SPECIAL, 4IN LONG,	2
					3/8IN-16 UNC	
9	XBOZZ		0D4J7	660017	.BRACKET, MANIFOLD	1
10	PAOZZ	5310006373628	96906	MS16286-5	.NUT, PLAIN, HEXAGON 1/2 INCH-13 UNC.....	4
11	PAOZZ	5310009338778	96906	MS35338-143	.WASHER, LOCK 1/2 INCH.....	2
12	PAOZZ	5310013930020	96906	MS51496-86	.WASHER, FLAT 1/2 INCH	4
13	XBOZZ		0D4J7	560018	.U-BOLT 4 INCH STD, 1/2INCH-13 UNC.	1
14	XBOZZ		004J7	560016	.FRAME, HYPOCHLORINAT	1

END OF FIGURE

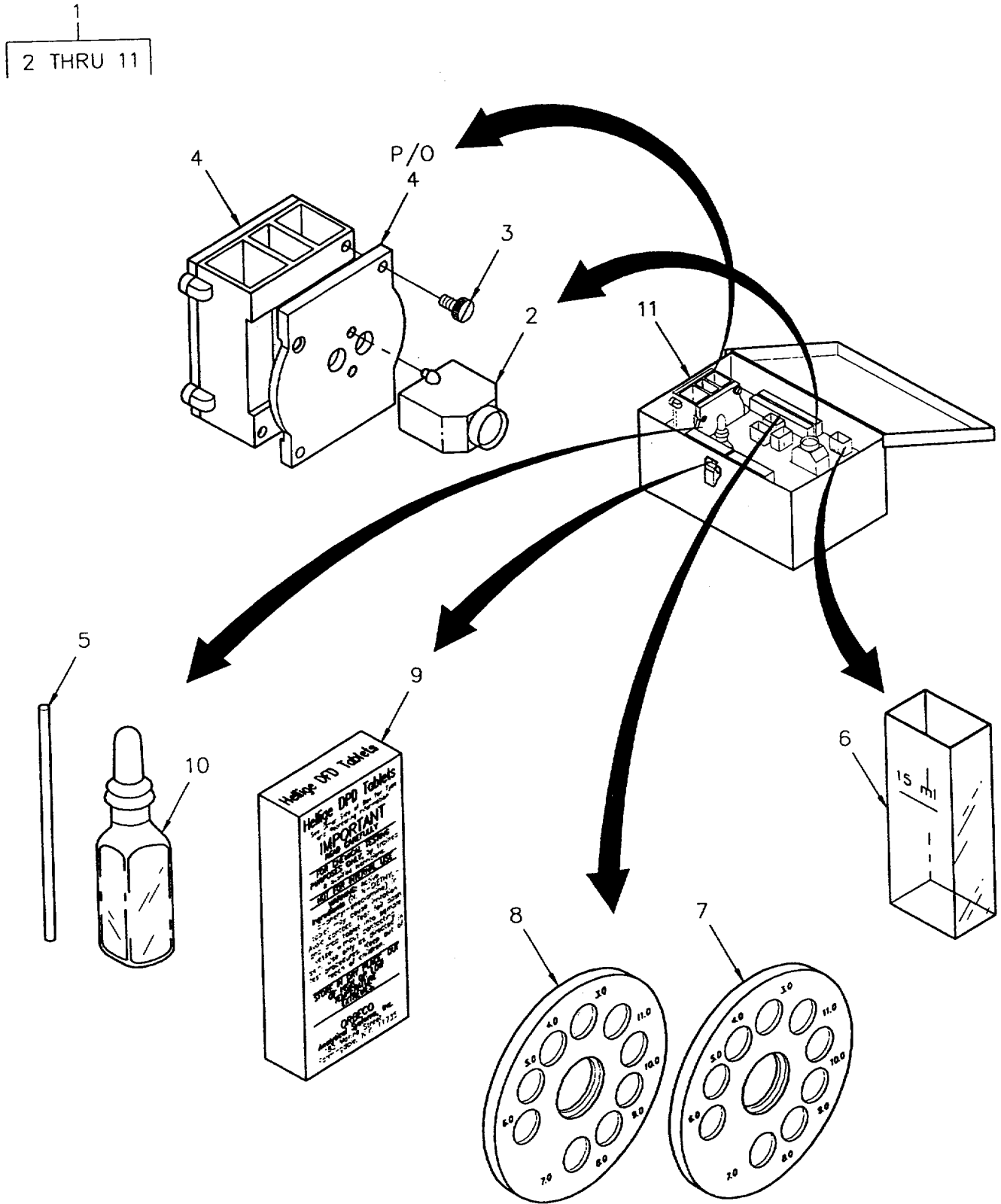


Figure 12. Color Comparator

SECTION II

(1) ITEM NO	(2) SMR CODE	(3) NSN	(4) CAGEC	(5) PART NUMBER	(6) DESCRIPTION AND USABLE ON CODES (UOC)	(7) QTY
GROUP 09 COLOR COMPARATOR						
FIG. 12 COLOR COMPARATOR						
1	PBOOO		12308	U25337	COMPARATOR, COLOR	1
2	XBOZZ		90767	70-PA	.PRISM ATTACHMENT.....	1
3	XBOZZ		90767	70-L	.SCREW, LOCKING	2
4	XBOZZ		90767	70-H	.HOUSING, COMPARATOR	1
5	XBOZZ		90767	432-SRP	.ROD, STIRRING.....	1
6	XBOZZ		90767	70-15-26	.SAMPLE CELL 15 MIL GRADUATIONS.....	4
7	XBOZZ		90767	70-444-D	.COLOR DISC RANGE 0.1 TO 10.0 PPM	1
					CHLORINE	
8	XBOZZ		90767	70-250-D1	.COLOR DISC RANGE 3.0 TO 11.0 PH.....	1
9	PAOZZ		90767	431-IT	.TABLETS, DPD	1
10	PAOZZ		90767	70-250-S	.PH IND, WIDE RANGE BOTTLE WITH	1
					DROPPING PIPETTE	
11	XBOZZ		90767	70-CA-1	.CASE, CARRYING	1

END OF FIGURE




Figure 13. Accessory Items

SECTION II							
(1)	(2)	(3)	(4)	(5)	(6)	(7)	
ITEM NO	SMR CODE	NSN	CAGEC	PART NUMBER	DESCRIPTION AND USABLE ON CODES (UOC)	QTY	
					GROUP 10 ACCESSORY ITEMS		
					FIG. 13 ACCESSORY ITEMS		
	XCOOO		0D4J7	560075	MIXING KIT,SOLUTION	1	
1	PAOZZ		8E499	1608511	.BUCKET,MIXING 5 GAL. PLASTIC, WHITE, WITH HANDLES.....	1	
2	PAOZZ		15398	FOODPADDLE	.PADDLE, FOOD STIRRING MIXING STICK 21 INCHES LONG	1	
END OF FIGURE							

SECTION II						
(1)	(2)	(3)	(4)	(5)	(6)	(7)
ITEM NO	SMR CODE	NSN	CAGEC	PART NUMBER	DESCRIPTION AND USABLE ON CODES (UOC)	QTY
GROUP 11 BULK MATERIALS						
FIG. BULK						
1	PAOZZ	4010012800069	39428	3607T57	CHAIN, WELDLESS	1
2	PAOZZ	4720008664962	73842	9030512	HOSE, NONMETALLIC.....	1
3	PAOZZ		39428	4881112	PIPE SCH 80 PVC 3/4"	1
4	PAOZZ		39428	3652T38	ROPE, TIE-DOWN 1/4" DIA. #8 SOLID	1
					BRAIDED POLYESTER CORD	
5	PAOZZ		39428	94905K53	STRAP, VELCRO	1
6	PAOZZ		08230	EBS8A	TUBING 1/4" ID X 7/16" OD	1
7	PAOZZ		39428	5181K13	TUBING-DRAIN HOSE 3/8" OD X .062.....	1
					WALL THK. NATL POLYETHYLENE	
END OF FIGURE						

CROSS-REFERENCE INDEX

NATIONAL STOCK NUMBER INDEX

STOCK NUMBER	FIG.	ITEM	STOCK NUMBER	FIG.	ITEM
4730-00-318-7288	2	4			
4730-00-517-7879	2	9			
5310-00-550-1130	9	4			
5310-00-637-3628	11	10			
5310-00-637-3634	3	10			
4730-00-640-6156	3	17			
4730-00-640-6188	3	2			
5310-00-720-8819	3	12			
5305-00-724-7254	3	13			
4720-00-866-4962	BULK	2			
4730-00-871-6729	1	11			
5330-00-899-4509	3	20			
5310-00-933-8778	11	11			
5310-00-937-0453	3	11			
5310-00-984-7042	11	6			
5305-00-988-1725	9	5			
4730-01-015-2723	2	8			
6630-01-044-0334	12	1			
5310-01-156-7706	9	3			
4010-01-280-0069	BULK	1			
4730-01-317-5265	1	4			
	2	5			
4730-01-340-1308	1	5			
	2	6			
5310-01-393-0020	11	12			
4820-01-398-1977	8	14			
5330-01-412-8079	8	2			
5330-01-412-8080	8	9			
5330-01-412-8082	6	19			
5330-01-412-8085	5	8			
	5	20			
5330-01-412-8086	6	3			
4820-01-428-9682	5	6			
	5	11			
	5	22			

CROSS-REFERENCE INDEXES

CAGEC	PART NUMBER	PART NUMBER INDEX STOCK NUMBER	FIG.	ITEM
79227	B-6000-04-SS-1/4		1	14
24869	BN22		1	13
0D4J7	C-181440-223		3	15
93061	DC602-4	4820-01-398-1977	8	14
0K616	DX4-FA		5	23
08230	EBS8A		BULK	6
15398	FOODPADDLE		13	2
30327	KF12-08PS	4730-00-318-7288	2	4
72661	MAH-4	4730-00-871-6729	1	11
96906	MS15795-821	5310-00-720-8819	3	12
96906	MS16286-1	5310-01-156-7706	9	3
96906	MS16286-3		11	5
96906	MS16286-5	5310-00-637-3628	11	10
96906	MS16286-7	5310-00-637-3634	3	10
96906	MS27028-17	4730-00-640-6156	3	17
96906	MS27029-17	4730-00-640-6188	3	2
9690u	MS27030-Y	5330-00-899-4509	3	20
96906	MS35206-281	5305-00-988-1725	9	5
96906	MS35333-40	5310-00-550-1130	9	4
96906	MS35338-141	5310-00-984-7042	11	6
96906	MS35338-143	5310-00-933-8778	11	11
96906	MS35338-145	5310-00-937-0453	3	11
96906	MS51496-85		11	7
96906	MS51496-86	5310-01-393-0020	11	12
96906	MS90728-172	5305-00-724-7254	3	13
08484	QS200-M12H		1	2
			2	2
12308	U25337	6630-01-044-0334	12	1
0K616	00034		7	38
0K616	00076		7	4
0K616	00092		6	20
0K616	00141		7	40
0K616	00167		7	43
0K616	00365		7	17
0K616	00373		7	13
0K616	00381		7	14
0K616	00399		7	15
0K616	00422		7	7
0K616	00448	5330-01-412-8086	6	3
0K616	00456		7	5
0K616	00464		7	47
0K616	00480		7	12
0K616	00688		8	11
0K616	00696	5330-01-412-8079	8	2
0K616	00703	5330-01-412-8080	8	9
0K616	00711		8	8
0K616	00729		8	6
0K616	00737		8	7
0K616	00745		8	10
0K616	00753		8	12
0K616	00761		8	13

CROSS-REFERENCE INDEXES

CAGEC	PART NUMBER	PART NUMBER INDEX STOCK NUMBER	FIG.	ITEM
OK616	00951		7	48
OK616	00977		7	42
OK616	01016		6	14
OK616	01058		6	10
OK616	01149		6	8
OK616	01173		6	12
			7	2
OK616	01181		6	9
OK616	01199		6	7
OK616	01214		6	13
OK616	01230		7	54
OK616	01248		7	49
OK616	01256		7	51
OK616	01264		7	50
OK616	01272		7	33
OK616	01280		6	16
OK616	01298		6	2
OK616	01305		7	37
OK616	01313		7	30
OK616	01321		7	26
			7	35
OK616	01347		6	18
OK616	01355		6	17
OK616	01363	5330-01-412-8082	6	19
OK616	01371		6	4
OK616	01397		7	28
OK610	01420		7	8
OK616	01438		7	10
OK616	01446		7	6
OK616	01454		7	19
OK616	01462		7	20
OK616	01470		7	16
OK616	01488		7	36
OK616	01496		7	32
OK616	01579		7	46
OK616	01587		7	45
OK616	01595		7	44
OK616	01652		7	29
OK616	01678		7	41
OK616	01686	5330-01-412-8085	5	8
			5	20
OK616	01701		5	7
			5	12
			5	21
			7	25
			7	31
OK616	01719	4820-01-428-9682	5	6
			5	11
			5	22
OK616	01726		7	52
OK616	01734		7	53

CROSS-REFERENCE INDEXES

CAGEC	PART NUMBER	PART NUMBER INDEX STOCK NUMBER	FIG.	ITEM
OK616	01785		5	10
OK616	01908		8	3
OK616	01925		7	34
OK616	01933		8	4
OK616	01941		8	5
OK616	01975		7	11
OK616	02022		8	1
OK616	03476		6	6
OK616	06751		7	
OK616	07759		7	3
OK616	08294		7	23
OK616	08863		7	1
OK616	08939		6	
OK616	09317		7	18
OK616	09325		7	27
OK616	09333		7	24
OK616	09341		7	22
OK616	09367		7	9
OK616	09383		7	21
OK616	09391		6	15
OK616	12039		7	
OK616	15504		7	39
8E499	1608511		13	1
OK616	16821		6	5
OK616	16932		5	18
OK616	17165		5	19
OK616	17176		5	5
OK616	17187		5	9
OK616	17605		7	
38056	2.5IN-1000-BLK-B K1/4IN-0T0160PSI		1	9
93061	2203P-4		1	16
0D4J7	239388		4	2
0D4J7	239488-3		9	2
0D4J7	245249-2		10	1
0D4J7	249665-1		11	4
0D4J7	249666-1		11	3
0D4J7	251024-2		2	3
0D4J7	251024-3		1	3
39428	3607T57	4010-01-280-0069	BULK	1
39428	3852T38		BULK	4
14889	401-007	4730-00-517-7879	2	9
12168	401-1-416		3	24
12168	401-1-417		3	8
12168	409-007		2	12
71229	416-3308-005	4730-01-340-1308	1	5
			2	6
71229	416-3309-012		1	15
0D4J7	4170063678		11	2
90767	431-IT		12	9
90767	432-SRP		12	5

CROSS-REFERENCE INDEXES

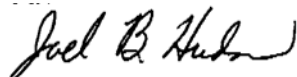
CAGEC	PART NUMBER	PART NUMBER INDEX STOCK NUMBER	FIG.	ITEM
14007	438-101	4730-01-015-2723	2	8
12168	438-131		3	7
0K616	46510		6	1
0K616	47543		6	11
39428	4881K12		BULK	3
39428	5181K13		BULK	7
39428	5346K28	4730-01-317-5265	1	4
			2	5
0D4J7	560003P		3	1
0D4J7	560004		3	16
0D4J7	560006-45		3	6
0D4J7	560006-6		3	22
0D4J7	560009-55		3	9
0D4J7	560012		3	21
0D4J7	560013		3	5
0D4J7	560015-24		5	2
0D4J7	560015-42		5	3
0D4J7	560015-60		1	12
0D4J7	560016		11	14
0D4J7	560017		11	9
0D4J7	560018		11	13
0D4J7	560019		11	8
0D4J7	560020		1	1
0D4J7	560023		3	4
			3	18
0D4J7	560024		1	6
0D4J7	560025		1	7
0D4J7	560026		1	8
0D4J7	560027		1	17
0D4J7	560028		1	18
			2	7
0D4J7	560030		2	1
0D4J7	560034-3		2	10
			3	23
0D4J7	560036		2	11
0D4J7	560047		3	3
			3	19
0D4J7	560050P		11	1
0D4J7	560055		10	2
0D4J7	560060P		9	1
0D4J7	560070		4	1
0D4J7	560071-17		4	3
0D4J7	560072-60		5	4
0D4J7	560075		13	
0D4J7	560091		1	10
0D4J7	560100		5	1
0D4J/	560102		5	13
90767	70-CA-1		12	11
90767	70-H		12	4
90767	70-L		12	3
90767	70-PA		12	2

CROSS-REFERENCE INDEXES

CAGEC	PART NUMBER	PART NUMBER INDEX STOCK NUMBER	FIG.	ITEM
90767	70-15-26		12	6
90767	70-250-D1		12	8
90767	70-250-S		12	10
90767	70-444-D		12	7
0K616	805172-2		5	16
0K616	805175		5	14
0K616	806365		5	17
0K616	811258-2		5	15
62531	854-040		3	14
73842	9030512	4720-00-866-4962	BULK	2
39428	94905K53		BULK	5

By Order of the Secretary of the Army:

Official:



JOEL B. HUDSON
*Administrative Assistant to the
Secretary of the Army*
03253

DENNIS J. REIMER
*General, United States Army
Chief of Staff*

DISTRIBUTION:

To be distributed in accordance with DA Form 12-25-E, block no. 6425, requirements for TM 10-4610-246-23P.

These are the instructions for sending an electronic 2028

The following format must be used if submitting an electronic 2028. The subject line must be exactly the same and all fields must be included; however only the following fields are mandatory: 1,3, 4, 5, 6, 7, 8, 9, 10, 13, 15, 16, 17, and 27.

From: "Whomever" <whomever@avma27.army.mil>

To: mpmt%avma28@st-louis-emh7.army.mil

Subject: DA Form 2028

1. **From:** Joe Smith
2. **Unit:** home
3. **Address:** 4300 Park
4. **City:** Hometown
5. **St.** MO
6. **Zip:** 77777
7. **Date Sent:** 19-OCT-93
8. **Pub no:** 55-2840-229-23
9. **Pub Title:** TM
10. **Publication Date:** 04-JUL-85
11. **Change Number:** 7
12. **Submitter Rank:** MSG
13. **Submitter FName:** Joe
14. **Submitter MName:** T
15. **Submitter LName:** Smith
16. **Submitter Phone:** 123-123-1234
17. **Problem:** 1
18. **Page:** 2
19. **Paragraph:** 3
20. **Line:** 4
21. **NSN:** 5
22. **Reference:** 6
23. **Figure:** 7
24. **Table:** 8
25. **Item:** 9
26. **Total:** 123
27. **Text:**

This is the text for the problem below line 27.

FILL IN YOUR
UNITS ADDRESS



FOLD BACK

DEPARTMENT OF THE ARMY

OFFICIAL BUSINESS

COMMANDER
U.S. ARMY AVIATION AND TROOP COMMAND
ATTN: AMSAT-I-MP
4300 GOODFELLOW BOULEVARD
ST. LOUIS, MO 63120-1798

The Metric System and Equivalents

Linear Measure

1 centimeter = 10 millimeters = .39 inch
 1 decimeter = 10 centimeters = 3.94 inches
 1 meter = 10 decimeters = 39.37 inches
 1 dekameter = 10 meters = 32.8 feet
 1 hectometer = 10 dekameters = 328.08 feet
 1 kilometer = 10 hectometers = 3,280.8 feet

Weights

1 centigram = 10 milligrams = .15 grain
 1 decigram = 10 centigrams = 1.54 grains
 1 gram = 10 decigrams = .035 ounce
 1 dekagram = 10 grams = .35 ounce
 1 hectogram = 10 dekagrams = 3.52 ounces
 1 kilogram = 10 hectograms = 2.2 pounds
 1 quintal = 100 kilograms = 220.46 pounds
 1 metric ton = 10 quintals = 1.1 short tons

Liquid Measure

1 centiliter = 10 milliliters = .34 fl. ounce
 1 deciliter = 10 centiliters = 3.38 fl. ounces
 1 liter = 10 deciliters = 33.81 fl. ounces
 1 dekaliter = 10 liters = 2.64 gallons
 1 hectoliter = 10 dekaliters = 26.42 gallons
 1 kiloliter = 10 hectoliters = 264.18 gallons

Square Measure

1 sq. centimeter = 100 sq. millimeters = .155 sq. inch
 1 sq. decimeter = 100 sq. centimeters = 15.5 sq. inches
 1 sq. meter (centare) = 100 sq. decimeters = 10.76 sq. feet
 1 sq. dekameter (are) = 100 sq. meters = 1,076.4 sq. feet
 1 sq. hectometer (hectare) = 100 sq. dekameters = 2.47 acres
 1 sq. kilometer = 100 sq. hectometers = .386 sq. mile

Cubic Measure

1 cu. centimeter = 1000 cu. millimeters = .06 cu. inch
 1 cu. decimeter = 1000 cu. centimeters = 61.02 cu. inches
 1 cu. meter = 1000 cu. decimeters = 35.31 cu. feet

Approximate Conversion Factors

<i>To change</i>	<i>To</i>	<i>Multiply by</i>	<i>To change</i>	<i>To</i>	<i>Multiply by</i>
inches	centimeters	2.540	ounce-inches	newton-meters	.007062
feet	meters	.305	centimeters	inches	.394
yards	meters	.914	meters	feet	3.280
miles	kilometers	1.609	meters	yards	1.094
square inches	square centimeters	6.461	kilometers	miles	.621
square feet	square meters	.093	square centimeters	square inches	.155
square yards	square meters	.836	square meters	square feet	10.764
square miles	square kilometers	2.590	square meters	square yards	1.196
acres	square hectometers	.405	square kilometers	square miles	.386
cubic feet	cubic meters	.028	square hectometers	acres	2.471
cubic yards	cubic meters	.765	cubic meters	cubic feet	35.315
fluid ounces	milliliters	29.573	cubic meters	cubic yards	1.308
pints	liters	.473	milliliters	fluid ounces	.034
quarts	liters	.946	liters	pints	2.113
gallons	liters	3.785	liters	quarts	1.057
ounces	grams	28.349	liters	gallons	.264
pounds	kilograms	.454	grams	ounces	.035
short tons	metric tons	.907	kilograms	pounds	2.205
pound-feet	newton-meters	1.356	metric tons	short tons	1.102
pound-inches	newton-meters	.11296			

Temperature (Exact)

°F	Fahrenheit	5/9 (after	Celsius	°C
	temperature	subtracting 32)	temperature	

This fine document...

Was brought to you by me:



[Liberated Manuals -- free army and government manuals](#)

Why do I do it? I am tired of sleazy CD-ROM sellers, who take publicly available information, slap “watermarks” and other junk on it, and sell it. Those masters of search engine manipulation make sure that their sites that sell free information, come up first in search engines. They did not create it... They did not even scan it... Why should they get your money? Why are not letting you give those free manuals to your friends?

I am setting this document FREE. This document was made by the US Government and is NOT protected by Copyright. Feel free to share, republish, sell and so on.

I am not asking you for donations, fees or handouts. If you can, please provide a link to liberatedmanuals.com, so that free manuals come up first in search engines:

<A HREF=<http://www.liberatedmanuals.com/>>Free Military and Government Manuals

- Sincerely
Igor Chudov
<http://igor.chudov.com/>
- [Chicago Machinery Movers](#)