
TECHNICAL MANUAL

UNIT MAINTENANCE
REPAIR PARTS AND SPECIAL TOOLS LIST
FOR
20K WATER STORAGE
AND
DISTRIBUTION SYSTEM
MODEL 20KWSDS
(NSN:4320-01-382-2684) (EIC: ZIN)

DISTRIBUTION STATEMENT A: Approved for public release; distribution is unlimited.

HEADQUARTERS, DEPARTMENT OF THE ARMY
30 JUNE 1996

TECHNICAL MANUAL
NO. 10-4610-237-20P

HEADQUARTERS
DEPARTMENTS OF THE ARMY
WASHINGTON, D.C., 30 June 1996

Unit Maintenance
Repair Parts and Special Tools List
for

20K GALLON WATER STORAGE

**AND
DISTRIBUTION SYSTEM**

MODEL 200KWSDS (NSN: 4320-01-382-2684) (EIC: ZIN)

Current as of 1 March 1996

REPORTING ERRORS AND RECOMMENDING IMPROVEMENTS

You can help improve this manual. If you find any mistakes, or if you know of a way to improve these procedures, please let us know. Mail your letter or DA Form 2028 (Recommended Changes to Publications and Blank Forms), or DA Form 2028-2 located in the back of this manual directly to: Commander, US Army Aviation and Troop Command, ATTN: AMSAT-I-MP, 4300 Goodfellow Blvd., St. Louis, MO 63120-1798. You may also submit your recommended changes by E-mail directly to <mpmt%oavma28@st-louis-emh7.army.mil>. A reply will be furnished directly to you. Instructions for sending an electronic 2028 may be found at the back of this manual immediately preceding the hard copy 2028.

DISTRIBUTION STATEMENT A: Approved for public release; distribution is unlimited

TABLE OF CONTENTS

		PAGE	ILLUS/ FIGURE
Section I	Introduction	1	
Section II	Repair Parts List	1-1	
Group 01	Hose Nozzle Connection Kit		
	Hose Nozzle Connection Kit, Potable Water	1-1	1
	Nozzle Assembly, 1 1/2 Inch	2-1	2
	Hose Assembly, Discharge, Potable Water, 1 1/2 Inch	3-1	3
	Hose Assembly, Discharge, Potable Water, 2 Inch.....	4-1	4
	Gate Valve, 2 Inch	5-1	5
	Tee Assembly, 4 Inch	6-1	6
	Hose Assembly, Discharge, Potable Water, 4 Inch X 20 Feet	7-1	7
	Stand Assembly, Nozzle	8-1	8
Group 02	Hose Connection Kit		
	Hose Connection Kit, Discharge, Potable Water	9-1	9

	PAGE	ILLUS/ FIGURE
Hose Assembly, Discharge, Potable Water, 2 Inch X 20 Feet	10-1	10
Gate Valve Assembly, 2 Inch	11-1	11
Tee Assembly, 4 Inch	12-1	12
Hose Assembly, Discharge, Potable Water, 4 Inch X 20 Feet	13-1	13
Stand Assembly, Nozzle	14-1	14
Group 03 Hypochlorination Unit		
Hypochlorination Unit	15-1	15
Group 04 125 GPM Pump Connection Kit		
125 GPM Pump Connection Kit	16-1	16
Hose Assembly, Discharge, Potable Water, 2 Inch X 20 Feet	17-1	17
Gate Valve Assembly, 2 Inch	18-1	18
Check Valve Assembly, 2 Inch	19-1	19
Hose Assembly, Suction, Potable Water, 2 Inch X 20 Feet	20-1	20
Group 05 Pumping Assembly, 125 GPM		
Pumping Assembly, 125 GPM	21-1	21
Group 06 Single Tank Connection Kit		
Single Tank Connection Kit	22-1	22
Hose Assembly, Discharge, Potable Water, 4 inch X 10 Feet	23-1	23
Hose Assembly, Discharge, Potable Water, 4 Inch X 20 Feet	24-1	24
Tee and Dual Gate Valve Assembly, (9148-Y2) 4 Inch	25-1	25
Hose Assembly, Suction, Potable Water. 4 Inch X 20 Feet	26-1	26
Hose Assembly, Suction, Potable Water, 4 Inch X 10 Feet	27-1	27
Tee and Dual Gate Valve Assembly, (9148-Y1) 4 Inch	28-1	28
Group 07 Tank, Fabric, Collapsible, 20,000 Gallon		
Collapsible Fabric Tank, 20K Gallon	29-1	29
Group 08 Accessory Kit		
Accessory Kit	30-1	30
Group 09 Water Tank Chest		
Water Tank Chest	31-1	31
Group 10 Triple Container		
Triple Container	32-1	32
Group 01 Miscellaneous Government Furnished Items		
Miscellaneous Government Furnished Items.....	33-1	33
Group 12 Bulk Material List	Bulk-1	
Section III Special Tools list (Not Applicable)		
Section IV Cross Reference Index	I-1	
National Stock Number Index	I-1	
Part Number Index	I-5	
Figure and Item Number Index	I-15	

**UNIT AND DIRECT SUPPORT MAINTENANCE
REPAIR PARTS AND SPECIAL TOOLS LIST**

Section I. INTRODUCTION

1. SCOPE. This RPSTL lists and authorizes spares and repair parts; special tools, special test, measurement, and diagnostic equipment (TMDE); and other special support equipment required for performance of unit and direct support maintenance of the 20K Water Storage and Distribution System, Model 20KWSDS. It authorizes the requisitioning, issue, and disposition of spares, repair parts and special tools as indicated by the source, maintenance and recoverability (SMR) codes.

2. GENERAL. In addition to this section, Introduction, this Repair Parts and Special Tools List is divided into the following sections:

a. Section II. Repair Parts List. A list of spares and repair parts authorized by this RPSTL for use in the performance of maintenance. This list also includes parts which must be removed for replacement of the authorized parts. Parts lists are composed of functional groups in ascending alphanumeric sequence, with the parts in each group listed in ascending figure and item number sequence. Bulk materials are listed in item name sequence. Repair parts kits are listed separately in functional groups in Section II. Items listed are shown in the associated illustration(s)/figure(s).

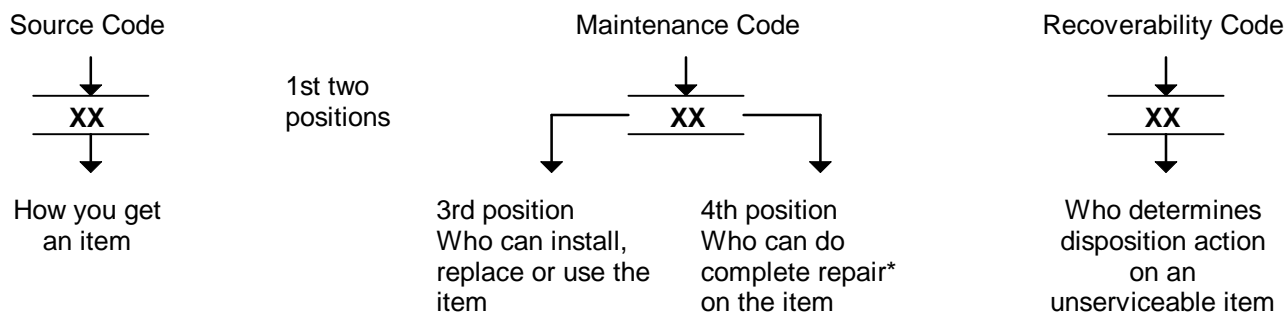
b. Section III. Special Tools List. A list of special tools, special TMDE, and other special support equipment authorized by this RPSTL (as indicated by Basis of Issue (BOI) information in DESCRIPTION AND USABLE ON CODE column) for the performance of maintenance.

c. Section IV. Cross-Reference Index. A list, in National Item Identification Number (NIIN) sequence, of all national stock numbered items appearing in the listing, followed by a list in alphanumeric sequence of all part numbers appearing in the listings. National stock numbers and part numbers are cross referenced to each illustration figure and item number appearance. The figure and item number index lists figure and item numbers in alphanumeric sequence and cross references NSN, CAGEC and part number.

3. EXPLANATION OF COLUMNS (SECTIONS II AND III).

a. ITEM NO. (Column (1)). Indicates the number used to identify items called out in the illustration.

b. SMR Code (Column (2)). The Source, Maintenance, and Recoverability (SMR) code is a 5-position code containing supply/requisitioning information, maintenance category authorization criteria, and disposition instruction, as shown in the following breakout:



* Complete Repair: Maintenance capacity, capability, and authority to perform all corrective maintenance tasks of the "Repair" function in a use/user environment in order to restore serviceability to a failed item.

(1) Source Code. The source code tells you how you get an item needed for maintenance, repair, or overhaul of an end item/equipment. Explanations of source codes follow:

Source Code	Explanation
PA PB PC** PD PE PF PG	<p>Stocked items; use the applicable NSN to request/requisition items with these source codes. They are authorized to the category indicated by the code entered in the 3rd position of the SMR code.</p> <p>**NOTE : Items coded PC are subject to deterioration.</p>
KD KF KB	<p>Items with these codes are not to be requested/requisitioned individually. They are part of a kit which is authorized to the maintenance category indicated in the 3rd position of the SMR code. The complete kit must be requisitioned and applied.</p>
MO (Made at UNIT/AVUM level) MF (Made at DS/AVIM level) MH (Made at GS level) ML (Made at Specialized Repair Activity (SRA)) MD (Made at Depot)	<p>Items with these codes are not to be requested/requisitioned individually. They must be made from bulk material which is identified by the part number in the DESCRIPTION and USABLE ON CODE (UOC) column and listed in the Bulk Material group of the repair parts list in the RPSTL. If the item is authorized to you by the 3rd position code of the SMR code, but the source code indicates it is made at a higher level, order the item from the higher level of maintenance.</p>
AO (Assembled by org AVUM Level) AF (Assembled by DS/AVUM Level) AH (Assembled by GS Category) AL (Assembled by SRA) AD (Assembled by Depot)	<p>Items with these codes are not to be requested/requisitioned individually. The parts that make up the assembled item must be requisitioned or fabricated and assembled at the level of maintenance indicated by the source code. If the 3rd position code of the SMR code, authorizes you to replace the item, but the source code indicates the items are assembled at a higher level, order the item from the higher level of maintenance.</p>
XA	- Do not requisition an "XA"-coded item. Order its next higher assembly. (Also, refer to the NOTE below.)
XB	- If an "XB" item is not available from salvage, order it using the CAGE Code and part number given.
XC	- Installation drawing, diagram, instruction sheet, field service drawing, that is identified by manufacturer's part number.
XD	- Item is not stocked. Order an "XD"-coded item through normal supply channels using the CAGE Code and part number given, if no NSN is available.

NOTE

Cannibalization or controlled exchange, when authorized, may be used as a source of supply for items with the above source codes, except for those source coded "XA" or those aircraft support items restricted by requirements of AR 750-01

(2) Maintenance Code. Maintenance codes tell you the level(s) of maintenance authorized to USE and REPAIR support items. The maintenance codes are entered in the third and fourth positions of the SMR code as follows:

(a) The maintenance code entered in the third position tells you the lowest maintenance level authorized to remove, replace, and use an item. The maintenance code entered in the third position will indicate authorization to the following levels of maintenance.

Maintenance Code

Application/Explanation

C - Crew or operator maintenance done within unit/AVUM maintenance.

O - Unit level/AVUM maintenance can remove, replace, and use the item.

F - Direct support/AVIM maintenance can remove, replace, and use the item.

H - General support maintenance can remove, replace, and use the item.

L - Specialized repair activity can remove, replace, and use the item.

D - Depot can remove, replace, and use the item.

(b) The maintenance code entered in the fourth position tells whether or not the item is to be repaired and identifies the lowest maintenance level with the capability to do complete repair (i.e., perform all authorized repair functions).

NOTE

Some limited repair may be done on an item at a lower level of maintenance, if authorized by the Maintenance Allocation Chart and SMR codes.

Maintenance Code

Application/Explanation

O - Unit VAVUM is the lowest level that can do complete repair of the item.

F - Direct support /AVIM is the lowest level that can do complete repair of the item.

H - General Support is the lowest level that can do complete repair of the item.

L - Specialized repair activity is the lowest level that can do complete repair of the item.

D - Depot is the lowest level that can do complete repair of the item.

Z - Nonreparable. No repair is authorized.

B - No repair is authorized. No parts or special tools are authorized for the maintenance of a "B" coded item. However, the item may be reconditioned by adjusting, lubricating, etc., at the user level.

(3) Recoverability Code. Recoverability codes are assigned to items to indicate the disposition action on unserviceable items. The recoverability code is entered in the fifth position of the SMR Code as follows:

**Recoverability
Codes**

Application/Explanation

- Z - Nonreparable item. When unserviceable, condemn and dispose of the item at the level of maintenance shown in 3rd position of SMR Code.
- O - Repairable item. When not economically repairable, condemn and dispose of the item at unit or AVUM level.
- F - Repairable item. When uneconomically repairable, condemn and dispose of the item at the direct support or AVIM level.
- H - Repairable item. When uneconomically repairable, condemn and dispose of the item at the general support level.
- D - Repairable item. When beyond lower level repair capability, return to depot. Condemnation and disposal of item not authorized below depot level.
- L - Repairable item. Condemnation and disposal not authorized below specialized repair activity (SRA).

- A - Item requires special handling or condemnation procedures because of specific reasons (e.g., precious metal content, high dollar value, critical material, or hazardous material). Refer to appropriate manuals/directives for specific instructions.

c. CAGEC (Column (3)). The Commercial and Government Entity Code (CAGEC) is a 5-digit numeric code which is used to identify the manufacturer, distributor, or Government agency/activity that supplies the item.

d. PART NUMBER (Column (4)). Indicates the primary number used by the manufacturer, (individual, company, firm, corporation, or Government activity), which controls the design and characteristics of the item by means of its engineering drawings, specifications, standards, and inspection requirements to identify an item or range of items.

NOTE

When you use an NSN to requisition an item, the item you receive may have a different part number from the number listed.

e. DESCRIPTION AND USABLE ON CODE (UOC) (Column (5)). This column includes the following information:

- (1) The Federal item name and, when required, a minimum description to identify the item.
- (2) Part numbers of bulk materials are referenced in this column in the line entry to be manufactured/fabricated.
- (3) The statement "END OF FIGURE" appears just below the last item description in Column (5) for a given figure in both Section II and Section III.

f. QTY (Column (6)). The QTY (quantity per figure) column indicates the quantity of the item used in the breakout shown on the illustration/figure, which is prepared for a functional group, subfunctional group, or an assembly. A "V" appearing in this column instead of a quantity indicates that the quantity is variable and may vary from application to application.

4. EXPLANATION OF INDEX FORMAT AND COLUMNS (SECTION IV)

a. NATIONAL STOCK NUMBER (NSN) INDEX.

(1) STOCK NUMBER Column. This column lists the NSN in national item identification number (NIIN) sequence. The NIIN consists of the last nine digits of the NSN, i.e.

NSN
 5305-01-574-1467
NIIN

When using this column to locate an item, ignore the first four digits of the NSN. Use the complete NSN (13 digits) when requisitioning items by stock number.

(2) FIG. Column. This column lists the number of the figure where the item is identified/located. The figures are in numerical order in Section II and Section III.

(3) ITEM Column. The item number identifies the item associated with the figure listed in the adjacent FIG. column. This item is also identified by the NSN listed on the same line.

b. PART NUMBER INDEX. Part numbers in this index are listed in ascending alphanumeric sequence (i. e., vertical arrangement of letter and number combinations which place the first letter or digit of each group in order A through Z, followed by the numbers 0 through 9, and each following letter or digit in like order).

(1) CAGEC Column. The Commercial and Government Entity Code (CAGEC) is a 5-digit numeric code used to identify the manufacturer, distributor, or Government agency/activity that supplies the item.

(2) PART NUMBER Column. Indicates the primary number used by the manufacturer (individual, firm, corporation, or Government activity), which controls the design and characteristics of the item by means of its engineering drawings, specifications, standards, and inspection requirements to identify an item or range of items.

(3) STOCK NUMBER Column. This column lists the NSN for the associated part number and manufacturer identified in the PART NUMBER and CAGEC columns to the left.

(4) FIG. Column. This column lists the number of the figure where the item is identified/located in Section II and Section III.

(5) ITEM Column. The item number is that number assigned to the item as it appears in the figure referenced in the adjacent figure number column.

c. FIGURE AND ITEM NUMBER INDEX.

(1) FIG. Column. This column lists the number of the figure where the item is identified/located in Section II and Section III.

(2) ITEM Column. The item number is that number assigned to the item as it appears in the figure referenced in the adjacent figure number column.

(3) STOCK NUMBER Column. This column lists the NSN for the item.

(4) CAGEC Column. The Commercial and Government Entity Code (CAGEC) is a 5-digit numeric code used to identify the manufacturer, distributor, or Government agency/activity that supplies the item.

(5) PART NUMBER Column. Indicates the primary number used by the manufacturer (individual, firm, corporation, or Government activity), which controls the design and characteristics of the item by means of its engineering drawings, specifications, standards, and inspection requirements to identify an item or range of items.

5. SPECIAL INFORMATION.

a. USABLE ON CODE. The usable on code appears in the lower left corner of the Description column heading. Usable on codes are shown as "UOC:.." in the Description Column (justified left) on the last line of the applicable item description/nomenclature. Uncoded items are applicable to all models

b. FABRICATION INSTRUCTIONS. Bulk materials required to manufacture items are listed in the Bulk Material Functional Group of this RPSTL. Part numbers for bulk materials are also referenced in the description column of the line item entry for the item to be manufactured/fabricated. Detailed fabrication instructions for items source coded to be manufactured or fabricated are found in TM 10-4610-237-13.

c. INDEX NUMBERS. Items which have the word BULK in the figure column will have an index number shown in the item number column. This index number is a cross-reference between the National Stock Number/Part Number Index and the bulk material list in Section II.

d. ASSOCIATED PUBLICATIONS. The publications listed below pertain to the 20K Water Storage and Distribution System, Model 20KWSDS and its components..

<u>Publication</u>	<u>Short Title</u>
TM 10-4610-237-12	20K Water Storage and Distribution System, Model 20KWSDS

6. HOW TO LOCATE REPAIR PARTS.

a. When National Stock Numbers or Part Numbers are NOT Known.

(1) First. Using the table of contents, determine the assembly or subassembly group to which the item belongs. This is necessary since figures are prepared for assembly groups and subassembly groups, and listings are divided into the same groups.

(2) Second. Find the figure covering the assembly group or subassembly group to which the item belongs.

(3) Third. Identify the item on the figure and use the Figure and Item Number Index to find the NSN.

b. When National Stock Number or Part Number is Known.

(1) First. Using the of National Stock Number and Part Number Indexes find the pertinent National Stock Number or Part Number. The NSN index is in National Item Identification Number (NIIN) sequence (see paragraph 4.a.). The part numbers in the Part Number index are listed in ascending alphanumeric sequence (see paragraph 4.b.). Both indexes cross-reference you to the illustration/figure and item number of the item you are looking for.

(2) Second. Turn to the figure and item number, verify that the item is the one you are looking for, then locate the item number in the repair parts list for the figure.

7. ABBREVIATIONS. Abbreviations used in this manual are listed in MIL-STD-12.

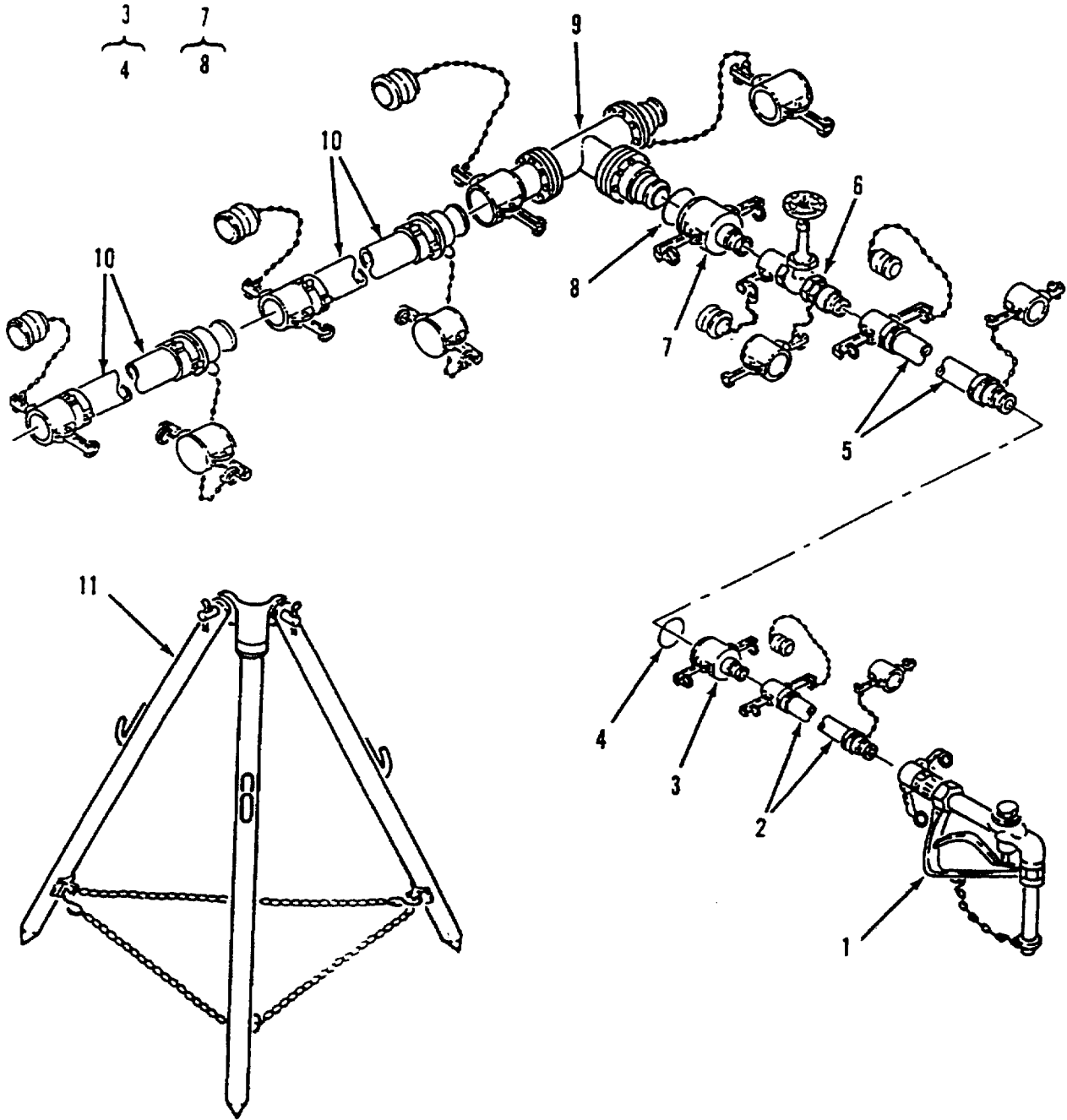


Figure 1. Hose Nozzle Connection Kit, Potable Water

SECTION II

TM 10-4610-237-20P

(1) ITEM NO	(2) SMR CODE	(3) CAGEC	(4) PART NUMBER	(5) DESCRIPTION AND USABLE ON CODES(UOC)	(6) QTY
GROUP 01 HOSE NOZZLE CONNECTION KIT					
FIG. 1 HOSE NOZZLE CONNECTION KIT					
	AOOOO	97403	13225E9117	CONNECTION KIT,HOSE	4
1	AOOOO	97403	13225E9117-Y	.NOZZLE ASSY,DIST SEE FIGURE 2 FOR	1
				DETAIL BREAKDOWN	
2	PCOOZ	97403	13225E9136-11	.HOSE ASSEMBLY,NONME SEE FIGURE 3.....	1
				FOR DETAIL BREAKDOWN	
3	PAOOZ	96906	MS49000-5	.REDUCER,QUICK DISCO	1
4	PCOZZ	96906	MS27030-6	..GASKET	1
5	PCOOZ	97403	13225E9136-2	.HOSE ASSEMBLY,NONME SEE FIGURE 4.....	1
				FOR DETAIL BREAKDOWN	
6	AOOOO	97403	13225E9113-Y2	.VALVE ASSY,GATE SEE FIGURE 5 FOR	1
				DETAIL BREAKDOWN	
7	PAOOZ	96906	MS49000-17	.REDUCER,QUICK DISCO	1
8	PCOZZ	96906	MS27030-9	..GASKET	1
9	AOOOO	97403	13225E9117-Y1	.TEE ASSY SEE FIGURE 6 FOR DETAIL.....	1
				BREAKDOWN.....	
10	PCOOZ	97403	13225E9136-4	.HOSE ASSEMBLY,NONME SEE FIGURE 7.....	2
				FOR DETAIL BREAKDOWN	
11	PAOOO	97403	13225E9140	.STAND ASSEMBLY,DIST SEE FIGURE 8.....	1
				FOR DETAIL BREAKDOWN	

END OF FIGURE

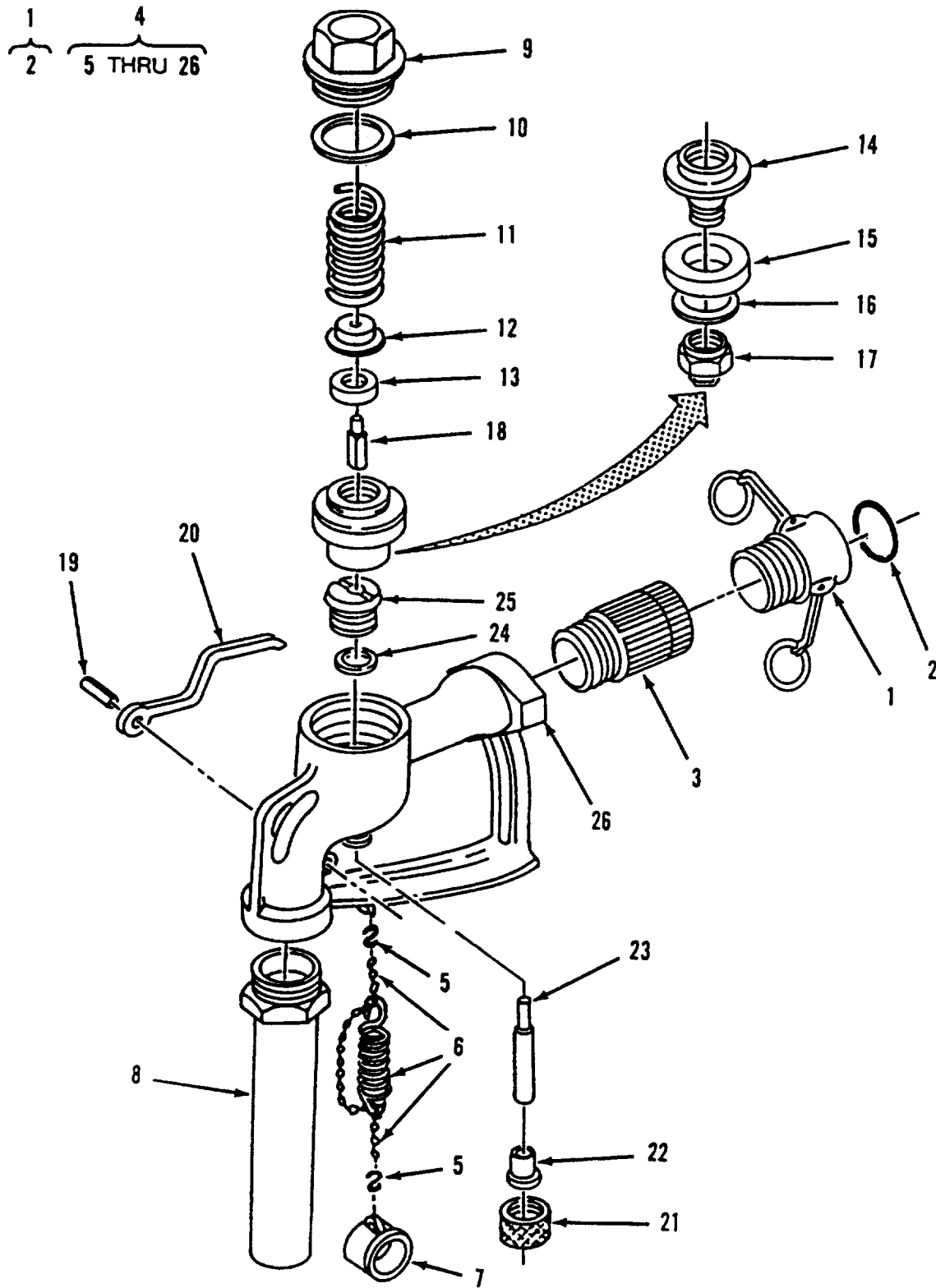


Figure 2. Nozzle Assembly, 1 1/2 Inch

(1) ITEM NO	(2) SMR CODE	(3) CAGEC	(4) PART NUMBER	(5) DESCRIPTION AND USABLE ON CODES(UOC)	(6) QTY
GROUP O1 HOSE NOZZLE CONNECTION KIT					
FIG. 2 NOZZLE ASSEMBLY, 1 1/2 INCH					
1	PAOOZ	96906	MS27026-9	..COUPLING HALF,QUICK	1
2	PCOZZ	96906	MS27030-5	...GASKET	1
3	PAOZZ	41592	122WA-0300	..SWING JOINT,PIPE	1
4	PAOOO	41592	231AW-0200	NOZZLE,WATER DISTRI	1
5	PAOZZ	41592	231APC0123	2H	2
6	PAOZZ	41592	231APC0123	2C	1
7	PAOZZ	41592	231APM0222	XAA	1
8	XBOZZ	41592	231A--0205	AT	1
9	XBOZZ	41592	231A--0103	MCA	1
10	XBOZZ	41592	235---0509	2G	1
11	XBOZZ	41592	231A--0112	2S	1
12	XBOZZ	41592	231AF-0115	21	1
13	XBOZZ	41592	231AF-0913	2D	1
14	XBOZZ	41592	231SS-0108	21	1
15	XBOZZ	41592	231A--0909	2D	1
16	XBOZZ	41592	231AF-0111	21	1
17	XBOZZ	41592	231AF-0110	21	1
18	XBOZZ	41592	231AF-0114	21	1
19	XBOZZ	41592	231A--0220	2P	1
20	XBOZZ	41592	231A--0102	XAA	1
21	XBOZZ	41592	231AF-0118	21	1
22	XBOZZ	41592	231AF-0117	21	1
23	XBOZZ	41592	231APM0107	21	1
24	XBOZZ	41592	231AW-0219	2P	3
25	XBOZZ	41592	231AF-0116	21	1
26	XAOZZ	41592	231A--0201	MBA	1

END OF FIGURE

2
3 THRU 5

6
7 AND 8

11
12

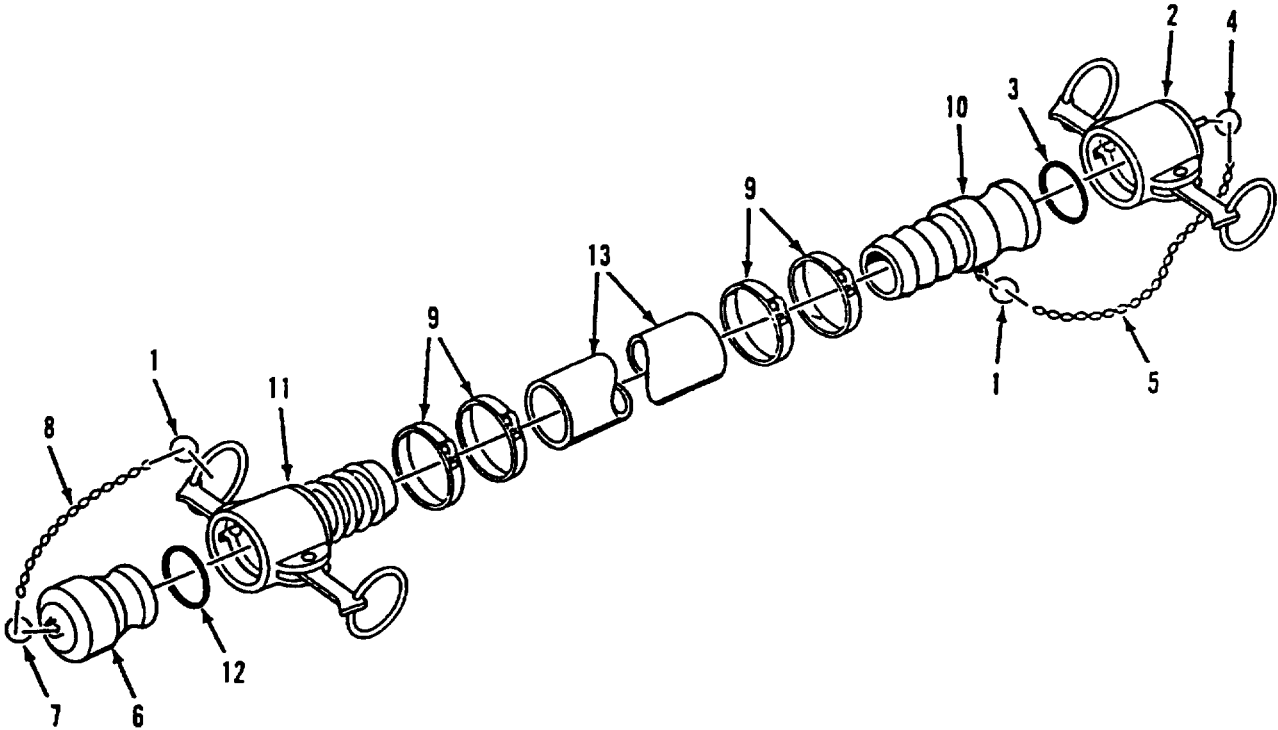


Figure 3. Hose Assembly, Discharge, Potable Water, 1 1/2 Inch X 25 Feet

SECTION II

TM 10-4610-237-20P

(1) ITEM NO	(2) SMR CODE	(3) CAGEC	(4) PART NUMBER	(5) DESCRIPTION AND USABLE ON CODES(UOC)	(6) QTY
GROUP 01 HOSE NOZZLE CONNECTION KIT					
FIG. 3 HOSE ASSEMBLY, DISCHARGE, POTABLE WATER, 1 1/2 INCH X 25 FT					
1	PAOZZ	81718	H01434M	..RING,RETAINING	2
2	PAOOZ	96906	MS27028-9	..CAP,QUICK DISCONNEC	1
3	PCOZZ	96906	MS27030-5	...GASKET	1
4	PAOZZ	81718	H01434M	...RING,RETAINING	1
5	MOOZZ	19099	RR-C-271-A	...CHAIN,SASH MAKE FROM BULK P/N:	1
				RR-C-271, TYPE II, CLASS 3, LINK.....	
				SIZE 35, BRONZE. CUT TO 19 LINKS.....	
6	PAOOZ	96906	MS27029-9	..PLUG,QUICK DISCONNEN	1
7	PAOZZ	81718	H01434M	...RING,RETAINING	1
8	MOOZZ	19099	RR-C-271-A	...CHAIN,SASH MAKE FROM BULK P/N:	1
				RR-C-271, TYPE II, CLASS 3, LINK.....	
				SIZE 35, BRONZE, CUT TO 19 LINKS.....	
9	PAOZZ	77414	P9	..CLAMP,HOSE	4
10	PAOZZ	96906	MS27021-9	..COUPLING HALF,QUICK	1
11	PAOOZ	96906	MS27025-9	..COUPLING HALF,QUICK	1
12	PCOZZ	96906	MS27030-5	...GASKET	1
13	XBOZZ	97403	13225E9136-11H	HOSE,RUBBER,DISCH 1 1/2 IN X 25	1
				FT	

END OF FIGURE

2
3 THRU 5

6
7 AND 8

11
12

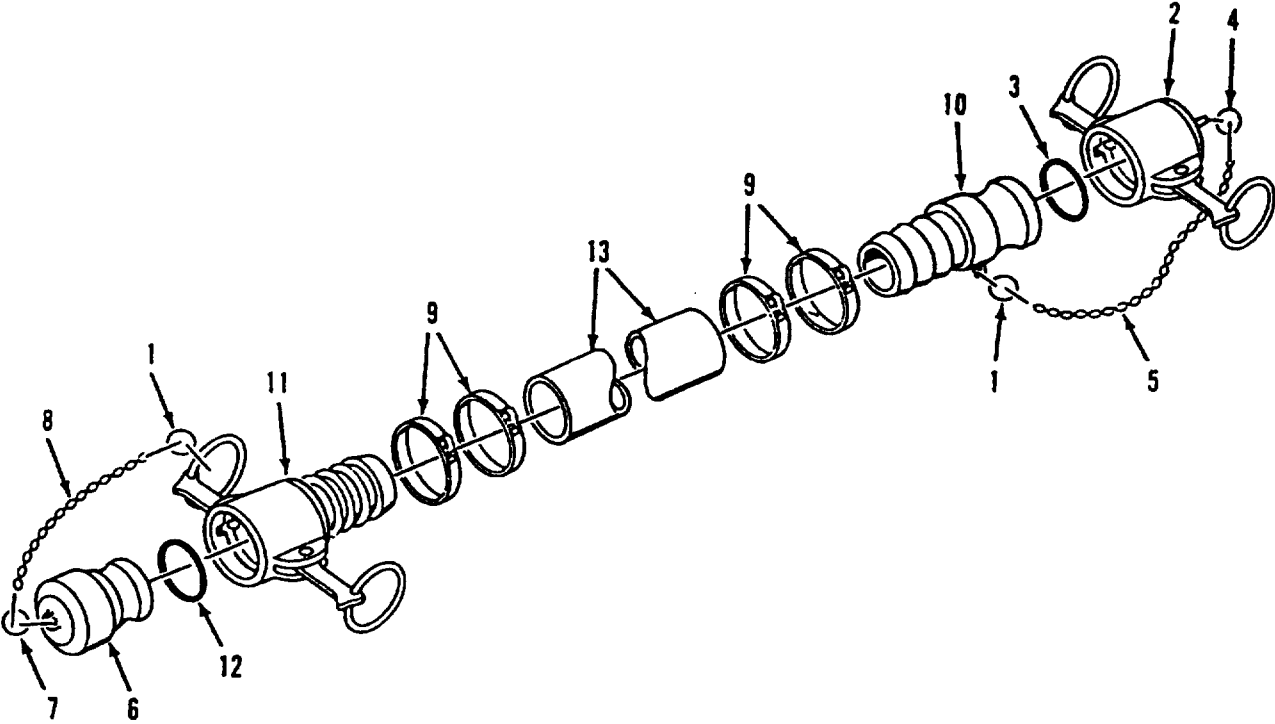


Figure 4. Hose Assembly, Discharge, Potable Water, 2 Inch X 20 Feet

SECTION II

TM 10-4610-237-20P

(1) ITEM NO	(2) SMR CODE	(3) CAGEC	(4) PART NUMBER	(5) DESCRIPTION AND USABLE ON CODES(UOC)	(6) QTY
GROUP 01 HOSE NOZZLE CONNECTION KIT					
FIG. 4 HOSE ASSEMBLY, DISCHARGE, POTABLE WATER, 2 IN X 20 FT					
1	PAOZZ	81718	H01434M	..RING,RETAINING	2
2	PAOOZ	96906	MS27028-11	..CAP,QUICK DISCONN.....	1
3	PCOZZ	96906	MS27030-6	...GASKET	1
4	PAOZZ	81718	H01434M	...RING,RETAINING	1
5	MOOZZ	19099	RR-C-271-A	...CHAIN,SASH MAKE FROM BULK P/N.	1
				RR-C-271, TYPE II, CLASS 3, LINK.....	
				SIZE 35, BRONZE CUT TO 19 LINKS.....	
6	PAOOZ	96906	MS27029-11	..PLUG,QUICK DISCONN.....	1
7	PAOZZ	81718	H01434M	...RING,RETAINING	1
8	MOOZZ	19099	RR-C-271-A	...CHAIN,SASH MAKE FROM BULK P/NI	1
				RR-C-271, TYPE II, CLASS 3, LINK.....	
				SIZE 35, BRONZE, CUT TO 19 LINKS.....	
9	PAOZZ	70847	J210	..CLAMP,HOSE	4
10	PAOZZ	96906	MS27021-11	..COUPLING HALF,QUICK.....	1
11	PAOOZ	96906	MS27025-11	..COUPLING HALF,QUICK.....	1
12	PCOZZ	96906	MS27030-6	...GASKET	1
13	XBOZZ	97403	13225E9136-2H	..HOSE,RUBBER,DISCH 2 IN X 20 FT.....	1

END OF FIGURE

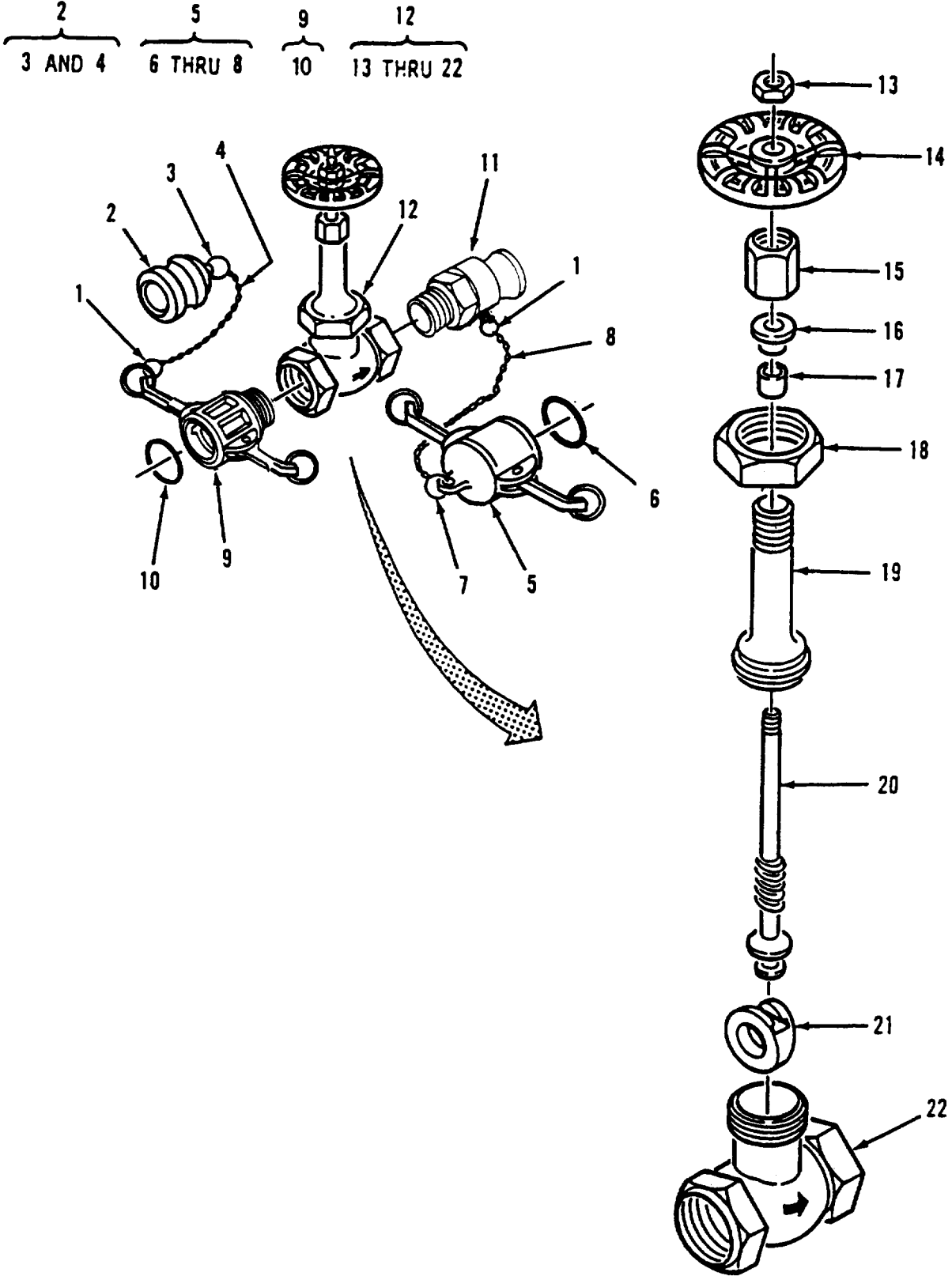


Figure 5. Gate Valve, 2 Inch

SECTION II

TM 10-4610-237-20P

(1) ITEM NO	(2) SMR CODE	(3) CAGEC	(4) PART NUMBER	(5) DESCRIPTION AND USABLE ON CODES(UOC)	(6) QTY
GROUP 01 HOSE NOZZLE CONNECTION KIT					
FIG. 5 GATE VALVE, 2 INCH					
1	PAOZZ	81718	H01434M	..RING,RETAINING	2
2	PAOOZ	96906	MS27029-11	..PLUG,QUICK DISCONN	1
3	PAOZZ	81718	H01434M	...RING,RETAINING	1
4	MOOZZ	19099	RR-C-271-A	...CHAIN,SASH MAKE FROM BULK P/N:	1
				RR-C-271, TYPE II, CLASS 3, LINK.....	
				SIZE 35, BRONZE, CUT TO 19 LINKS.....	
5	PAOOZ	96906	MS27028-11	..CAP,QUICK DISCONN	1
6	PCOZZ	96906	MS27030-6	...GASKET	1
7	PAOZZ	81718	H01434M	...RING,RETAINING	1
8	MOOZZ	19099	RR-C-271-A	...CHAIN,SASH MAKE FROM BULK P/N:	1
				RR-C-271, TYPE II, CLASS 3, LINK.....	
				SIZE 35, BRONZE CUT TO 19 LINKS.....	
9	PAOOZ	96906	MS27026-11	..COUPLING HALF,QUICK	1
10	PCOZZ	96906	MS27030-6	...GASKET	1
11	PAOZZ	96906	MS27022-11	..COUPLING HALF,QUICK	1
12	PAOOO	76364	GATE 1151	..VALVE,GATE	1
13	PAOZZ	76364	3116-K-210	...NUT,PLAIN,HEXAGON	1
14	PAOZZ	76364	76400-437-C66	...HANDWHEEL	1
15	XBOZZ	76364	282-H-210	...NUT,PACKING	1
16	XBOZZ	76364	3639-J-220	...GLAND	1
17	XBOZZ	76364	65103-J-992	...PACKING	1
18	XBOZZ	76364	3205-J-150	...NUT,UNION BONNET	1
19	XBOZZ	76364	2328-J-150	...BONNET	1
20	XBOZZ	76364	26148-J-155	...STEM	1
21	XAOZZ	76364	4310-J-150	...DISC,WEDGE	1
22	XAOZZ	76364	201-4-J-150	...BODY	1

END OF FIGURE

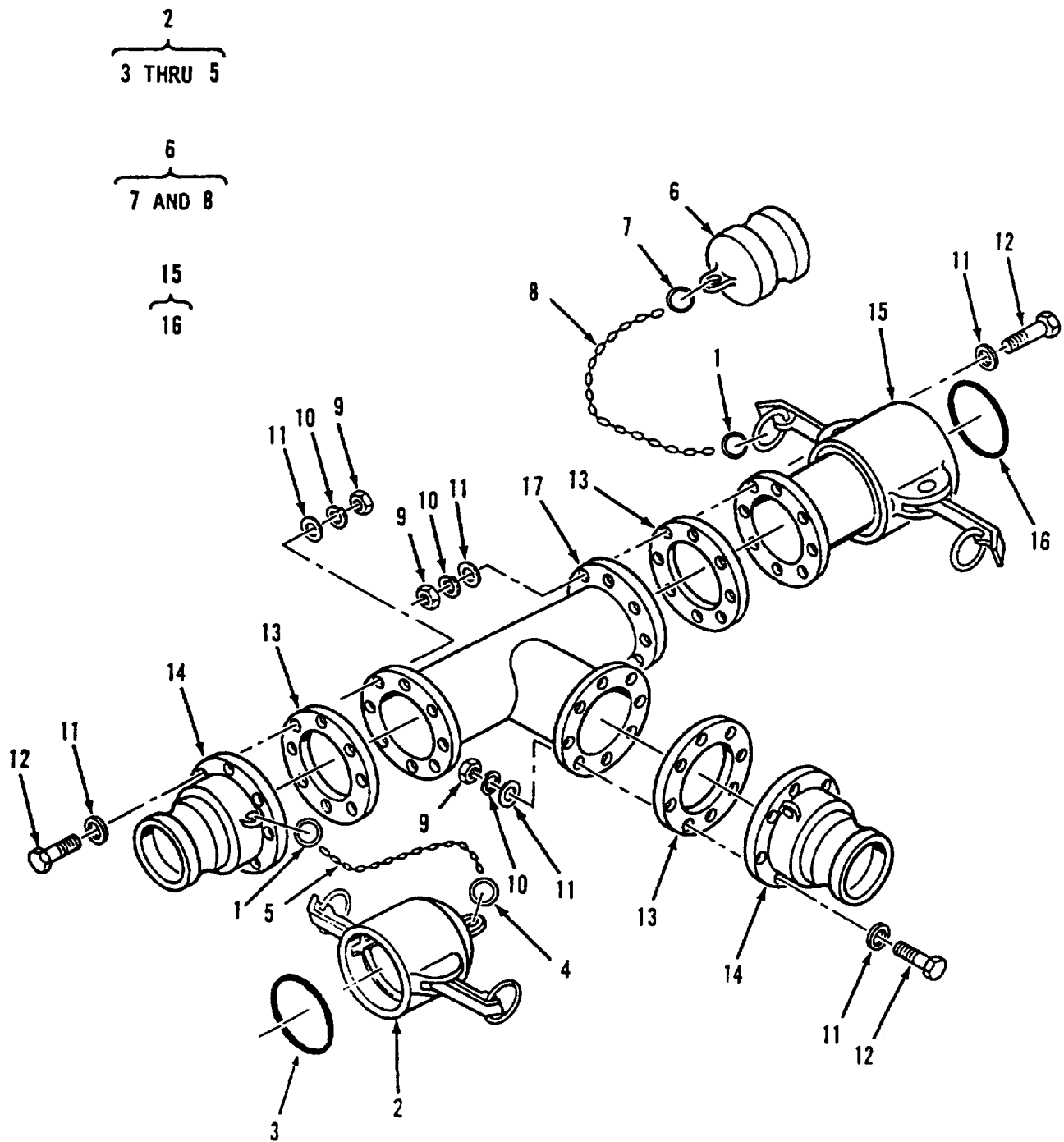


Figure 6. Tee Assembly, 4 Inch

SECTION II

TM 10-4610-237-20P

(1) ITEM NO	(2) SMR CODE	(3) CAGEC	(4) PART NUMBER	(5) DESCRIPTION AND USABLE ON CODES(UOC)	(6) QTY
GROUP 01 HOSE NOZZLE CONNECTION KIT					
FIG. 6 TEE ASSEMBLY, 4 INCH					
1	PAOZZ	81718	H01434M	..RING,RETAINING	2
2	PAOOZ	96906	MS27028-17	..CAP,QUICK DISCONNEC	1
3	PCOZZ	96906	MS27030-9	...GASKET	1
4	PAOZZ	81718	H01434M	...RING,RETAINING	1
5	MOOZZ	19099	RR-C-271-A	...CHAIN,SASH MAKE FROM BULK P/N:	1
				RR-C-271, TYPE II, CLASS 3, LINK SIZE 35, BRONZE, CUT TO 19 LINKS.....	
6	PAOOZ	96906	MS27029-17	PLUG,QUICK DISCONN	1
7	PAOZZ	81718	H01434M	...RING,RETAINING	1
8	MOOZZ	19099	RR-C-271-A	...CHAIN,SASH MAKE FROM BULK P/N:	1
				RR-C-271, TYPE II, CLASS 3, LINK SIZE 35, BRONZE, CUT TO 19 LINKS.....	
9	PAOZZ	96906	MS51967-8	..NUT,PLAIN,HEXAGON	24
10	PAOZZ	96906	MS35338-46	..WASHER,LOCK	24
11	PAOZZ	96906	MS27183-14	..WASHER,FLAT	48
12	PAOZZ	96906	MS90725-65	..SCREW,CAP,HEXAGON H.....	24
13	PCOZZ	97403	13220E1069-1	..GASKET	3
14	PAOZZ	96906	MS27023-17	..COUPLING HALF,QUICK	2
15	PAOOZ	96906	MS27027-17	..COUPLING HALF,QUICK	1
16	PCOZZ	96906	MS27030-9	...GASKET	1
17	PAOZZ	97403	13216E8243	..TEE,FLANGE	1

END OF FIGURE

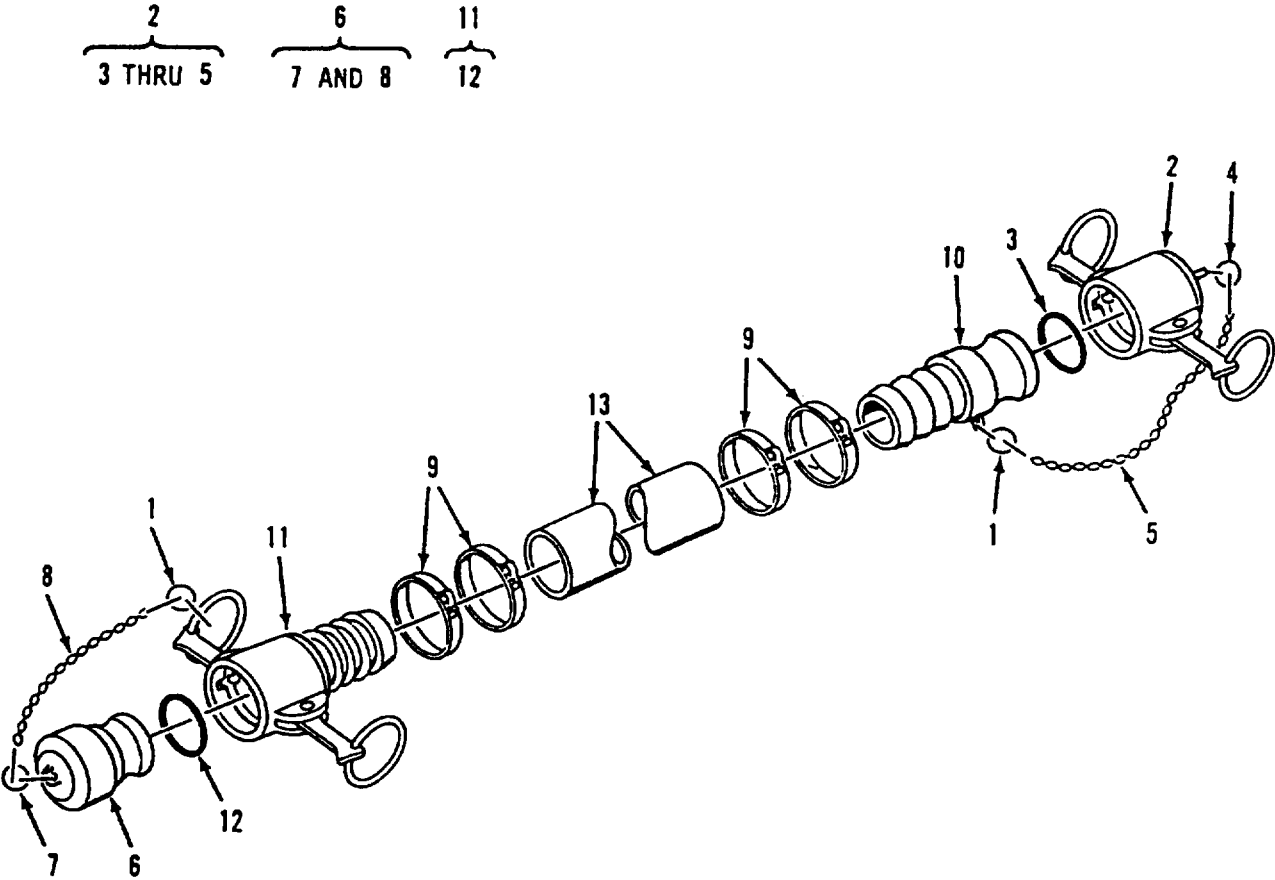


Figure 7. Hose Assembly, Discharge, Potable Water, 4 Inch X 20 Feet

SECTION II

TM 10-4610-237-20P

(1) ITEM NO	(2) SMR CODE	(3) CAGEC	(4) PART NUMBER	(5) DESCRIPTION AND USABLE ON CODES(UOC)	(6) QTY
GROUP 01 HOSE NOZZLE CONNECTION KIT					
FIG. 7 HOSE ASSEMBLY, DISCHARGE, POTABLE WATER, 4 IN X 20 FT					
1	PAOZZ	81718	H01434M	..RING,RETAINING	2
2	PAOOZ	96906	MS27028-17	..CAP,QUICK DISCONNEC	1
3	PCOZZ	96906	MS27030-9	...GASKET	1
4	PAOZZ	81718	H01434M	...RING,RETAINING	1
5	MOOZZ	19099	RR-C-271-A	...CHAIN,SASH MAKE FROM BULK P/N:	1
				RR-C-271, TYPE II, CLASS 3, LINK SIZE 35, BRONZE, CUT TO 19 LINKS.....	
6	PAOOZ	96906	MS27029-17	..PLUG,QUICK DISCONN	1
7	PAOZZ	81718	H01434M	...RING,RETAINING	1
8	MOOZZ	19099	RR-C-271-A	...CHAIN,SASH MAKE FROM BULK P/N:	1
				RR-C-271, TYPE II, CLASS 3, LINK SIZE 35, BRONZE, CUT TO 19 LINKS.....	
9	PAOZZ	70847	J215	..CLAMP,HOSE	4
10	PAOZZ	96906	MS27021-17	..COUPLING HALF,QUICK	1
11	PAOOZ	96906	MS27025-17	..COUPLING HALF,QUICK	1
12	PCOZZ	96906	MS27030-9	...GASKET	1
13	XBOZZ	97403	13225E9136-4H	..HOSE,RUBBER,DISCH 4 IN X 20 FT.....	1

END OF FIGURE

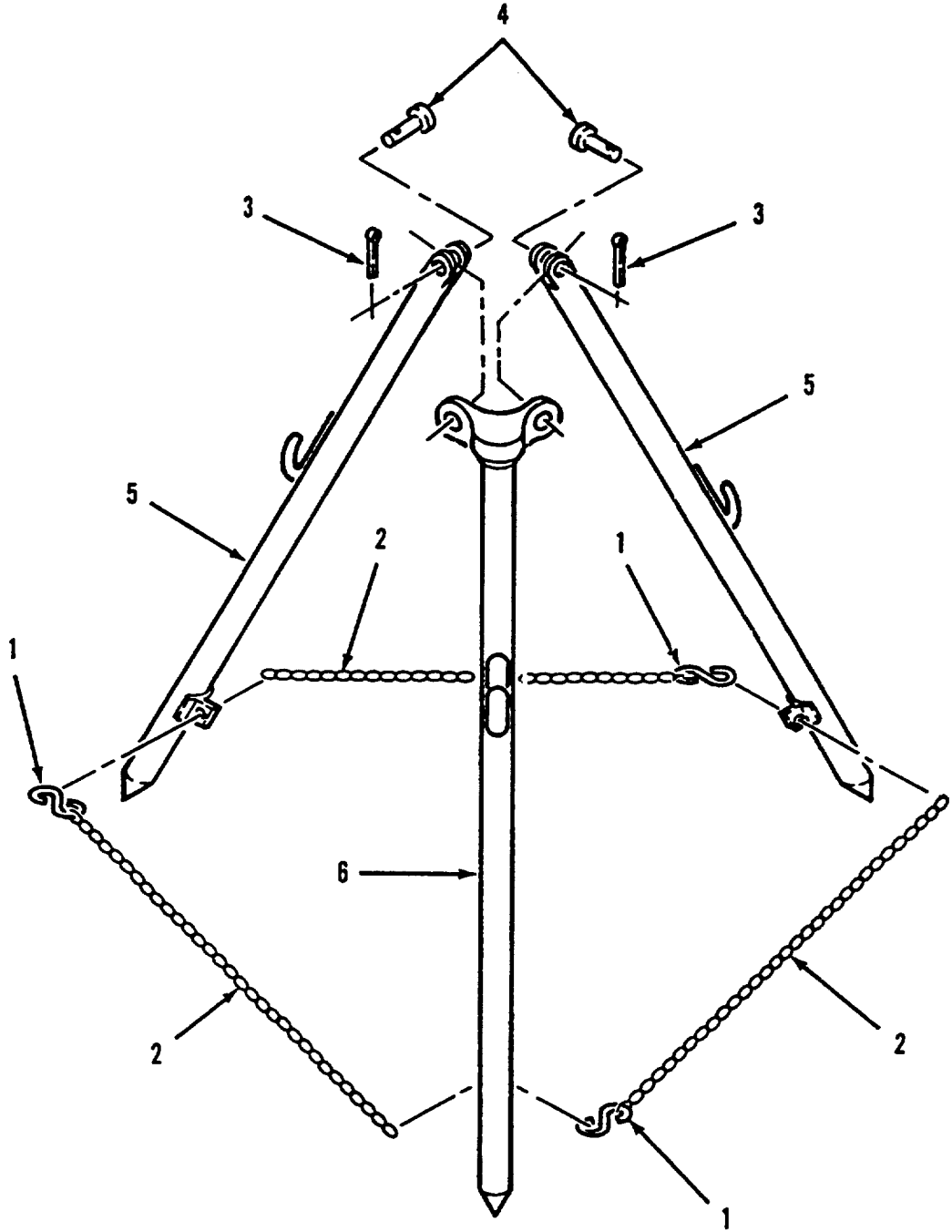


Figure 8. Stand Assembly, Nozzle

SECTION II

TM 10-4610-237-20P

(1) ITEM NO	(2) SMR CODE	(3) CAGEC	(4) PART NUMBER	(5) DESCRIPTION AND USABLE ON CODES(UOC)	(6) QTY
GROUP 01 HOSE NOZZLE CONNECTION KIT					
FIG. 8 STAND ASSEMBLY, NOZZLE					
1	PAOZZ	96906	MS87006-33	..HOOK,CHAIN,S	3
2	MOOZZ	19099	RR-C-271-B	..CHAIN,SASH MAKE FROM BULK P/N:	3
				RR-C-271, TYPE II, CLASS 3, LINK SIZE 35, BRONZE, CUT TO 45 LINKS.....	
3	PAOZZ	96906	MS24665-134	..PIN,COTTER	2
4	PAOZZ	96906	MS20392-3C35	..PIN,STRAIGHT,HEADED	2
5	XBOZZ	97403	13225E9146	..LEG,CLEVIS	2
6	XBOZZ	97403	13225E9145	..LEG,PIVOT	1

END OF FIGURE

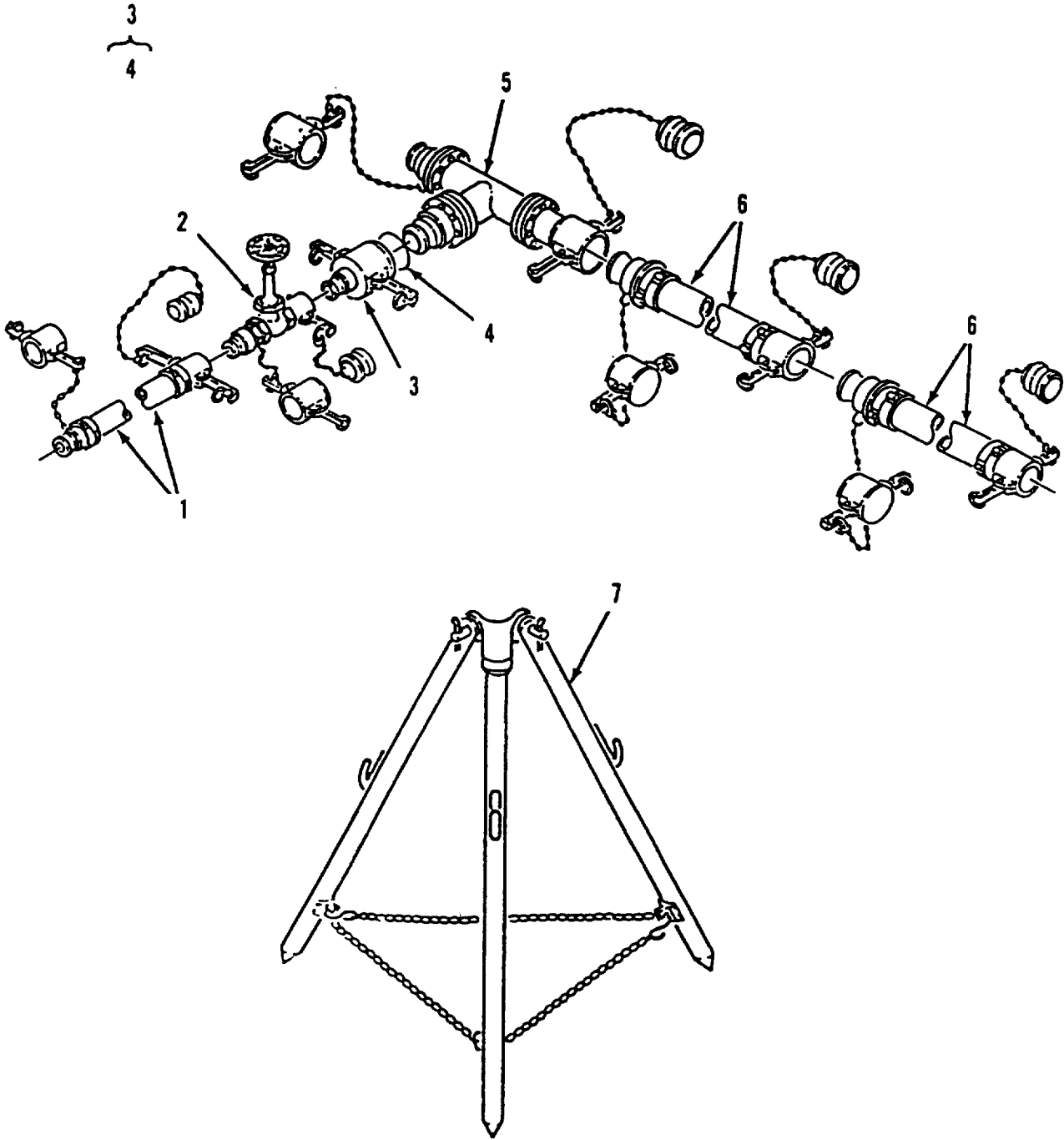


Figure 9. Hose Connection Kit, Potable Water

SECTION II

TM 10-4610-237-20P

(1) ITEM NO	(2) SMR CODE	(3) CAGEC	(4) PART NUMBER	(5) DESCRIPTION AND USABLE ON CODES(UOC)	(6) QTY
GROUP 02 2-INCH HOSE CONNECTION KIT					
FIG. 9 HOSE CONNECTION KIT, POTABLE WATER					
	AOOOO	97403	13225E9132	CONNECTION SET,HOSE	1
1	PCOOZ	97403	13225E9136-2	.HOSE ASSEMBLY,NONME SEE FIGURE 10..... FOR DETAIL BREAKDOWN.....	1
2	AOOOO	97403	13225E9113-Y2	.VALVE ASSY,GATE SEE FIGURE 11 FOR..... DETAIL BREAKDOWN	1
3	PAOOZ	96906	MS49000-17	.REDUCER,QUICK DISCO	1
4	PCOZZ	96906	MS27030-9	..GASKET	1
5	AOOOO	97403	13225E9117-Y1	.TEE ASSY SEE FIGURE 12 FOR DETAIL..... BREAKDOWN	1
6	PCOOZ	97403	13225E9136-4	.HOSE ASSEMBLY,NONME SEE FIGURE 13..... FOR DETAIL BREAKDOWN.....	2
7	PAOOO	97403	13225E9140	.STAND ASSEMBLY,DIST SEE FIGURE 14..... FOR DETAIL BREAKDOWN.....	1

END OF FIGURE

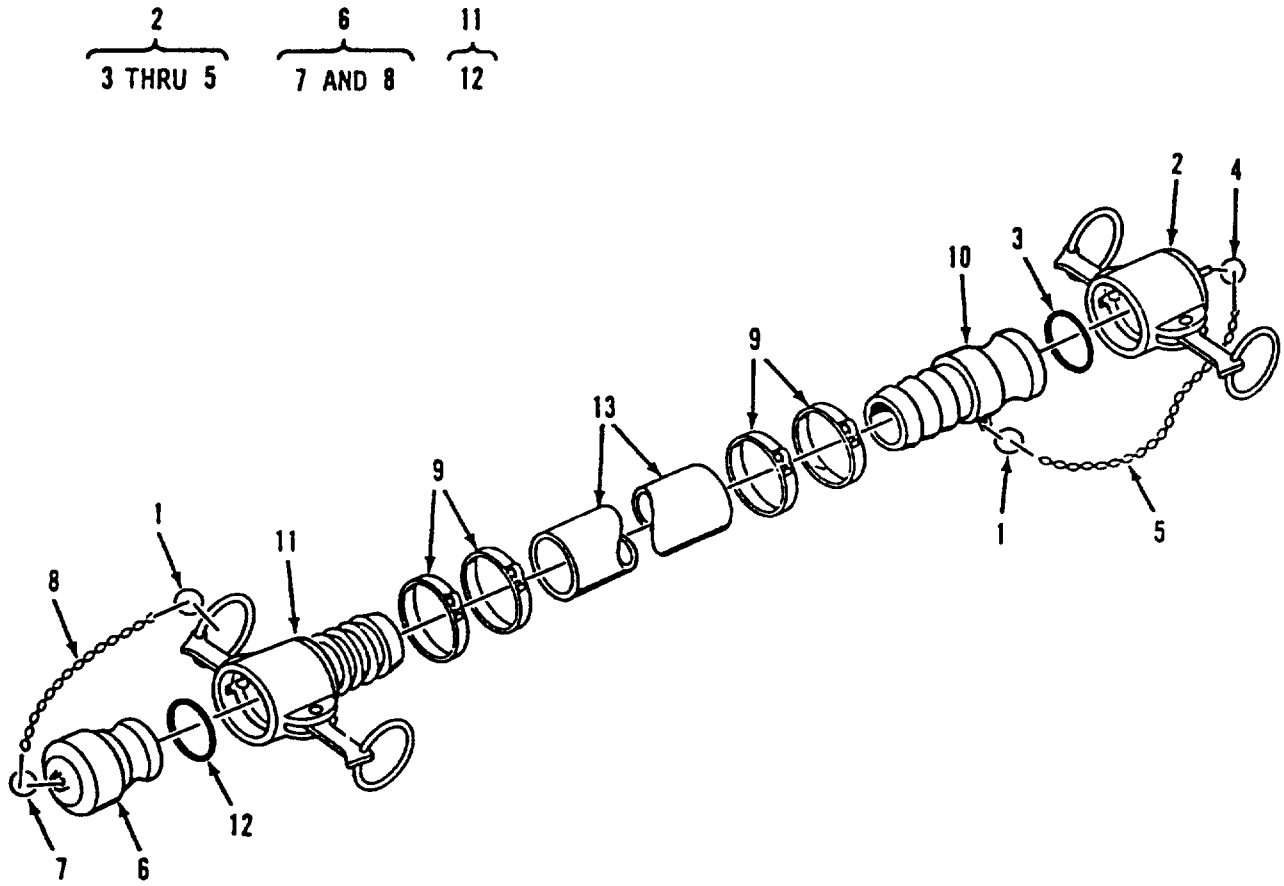


Figure 10. Hose Assembly, Discharge, Potable Water, 2 Inch X 20 Feet

SECTION II

TM 10-4610-237-20P

(1) ITEM NO	(2) SMR CODE	(3) CAGEC	(4) PART NUMBER	(5) DESCRIPTION AND USABLE ON CODES(UOC)	(6) QTY
GROUP 02 2-INCH HOSE CONNECTION KIT					
FIG. 10 HOSE ASSEMBLY, DISCHARGE, POTABLE WATER, 2 IN X 20 FT					
1	PAOZZ	81718	H01434M	..RING,RETAINING	2
2	PAOOZ	96906	MS27028-11	..CAP,QUICK DISCONNEC	1
3	PCOZZ	96906	MS27030-6	...GASKET	1
4	PAOZZ	81718	H01434M	...RING,RETAINING	1
5	MOOZZ	19099	RR-C-271-A	...CHAIN,SASH MAKE FROM BULK P/N: RR-C-271, TYPE II, CLASS 3, LINK SIZE 35, BRONZE, CUT TO 19 LINKS.....	1
6	PAOOZ	96906	MS27029-11	..PLUG,QUICK DISCONN	1
7	PAOZZ	81718	H01434M	...RING,RETAINING	1
8	MOOZZ	19099	RR-C-271-A	...CHAIN,SASH MAKE FROM BULK P/N: RR-C-271, TYPE II, CLASS 3, LINK SIZE 35, BRONZE, CUT TO 19 LINKS.....	1
9	PAOZZ	70847	J210	..CLAMP,HOSE	4
10	PAOZZ	96906	MS27021-11	..COUPLING HALF,QUICK	1
11	PAOOZ	96906	MS27025-11	..COUPLING HALF,QUICK	1
12	PCOZZ	96906	MS27030-6	...GASKET	1
13	XBOZZ	97403	13225E9136-2H	..HOSE,RUBBER,DISCH 2 IN X 20 FT.....	1

END OF FIGURE

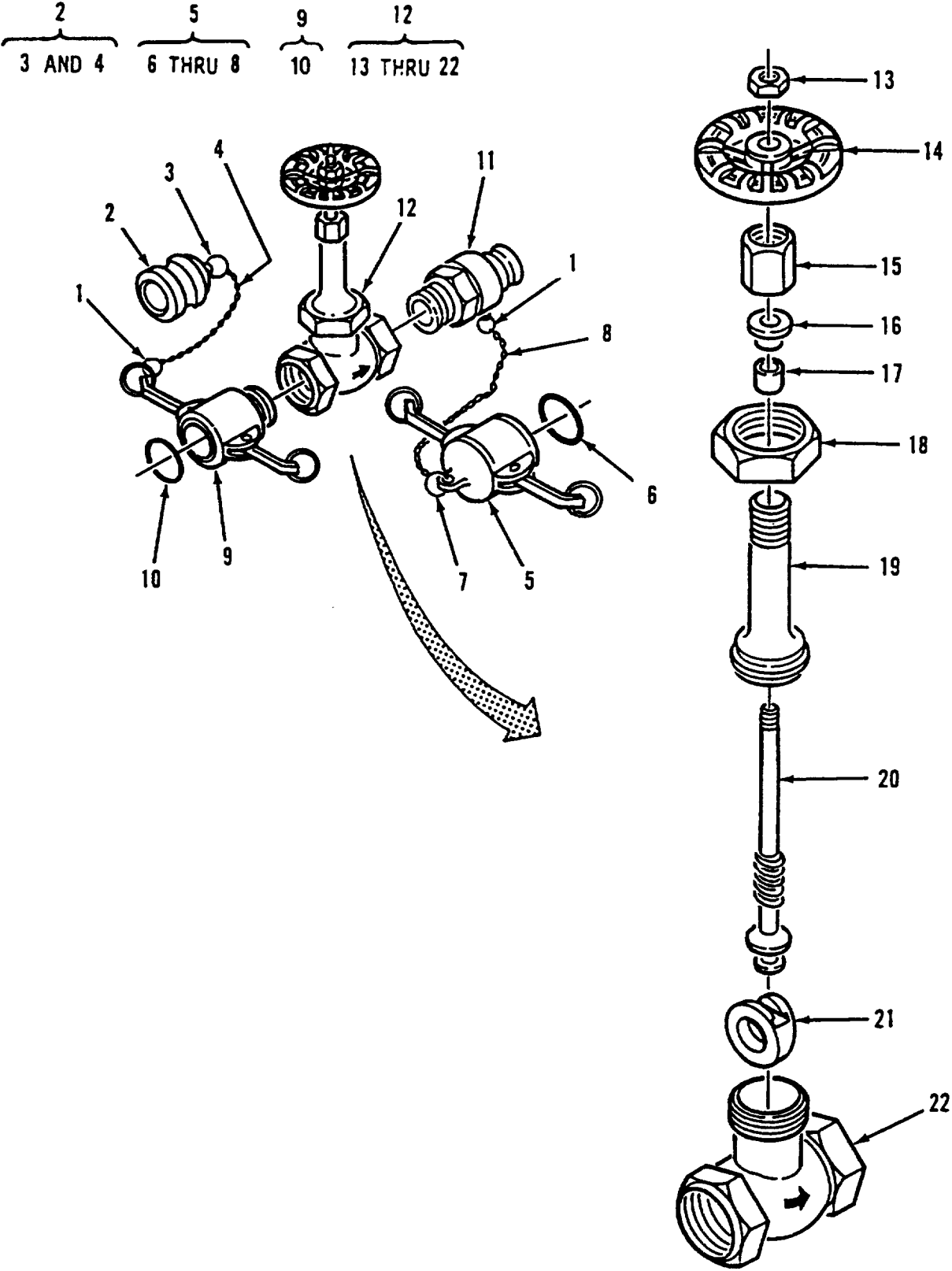


Figure 11. Gate Valve Assembly, 2 Inch

SECTION II

TM 10-4610-237-20P

(1) ITEM NO	(2) SMR CODE	(3) CAGEC	(4) PART NUMBER	(5) DESCRIPTION AND USABLE ON CODES(UOC)	(6) QTY
GROUP 02 2-INCH HOSE CONNECTION KIT					
FIG. 11 GATE VALVE ASSEMBLY, 2 INCH					
1	PAOZZ	81718	H01434M	..RING,RETAINING	
2	PAOOZ	96906	MS27029-11	..PLUG,QUICK DISCONN.....	1
3	PAOZZ	81718	H01434M	...RING,RETAININ.....	1
4	MOOZZ	19099	RR-C-271-A	...CHAIN,SASH MAKE FROM BULK P/N:	1
				RR-C-271, TYPE II, CLASS 3, LINK SIZE 35, BRONZE, CUT TO 19 LINKS.....	
5	PAOOZ	96906	MS27028-11	..CAP,QUICK DISCONN.....	1
6	PCOZZ	96906	MS27030-6	...GASKET.....	1
7	PAOZZ	81718	H01434M	...RING,RETAINING	1
8	MOOZZ	19099	RR-C-271-A	...CHAIN,SASH MAKE FROM BULK P/N:	1
				RR-C-271, TYPE II, CLASS 3, LINK SIZE 35, BRONZE, CUT TO 19 LINKS	
9	PAOOZ	96906	MS27026-11	..COUPLING HALF,QUICK.....	1
10	PCOZZ	96906	MS27030-6	...GASKET.....	1
11	PAOZZ	96906	MS27022-11	..COUPLING HALF,QUICK	1
12	PAOOO	76364	GATE 1151	..VALVE,GATE	1
13	PAOZZ	76364	3116-K-210	...NUT,PLAIN,HEXAGON	1
14	PAOZZ	76364	76400-437-C66	...HANDWHEEL	1
15	XBOZZ	76364	282-H-210	...NUT, PACKING	1
16	XBOZZ	76364	3639-J-220	...GLAND.....	1
17	XBOZZ	76364	65103-J-992	...PACKING	1
18	XBOZZ	76364	3205-J-150	...NUT,UNION BONNET,.....	1
19	XBOZZ	76364	2328-J-150	...BONNET	1
20	XBOZZ	76364	26148-J-155	...STEM	1
21	XAOZZ	76364	4310-J-150	...DISC,WEDGE	1
22	XAOZZ	76364	201-4-J-150	...BODY	1

END OF FIGURE

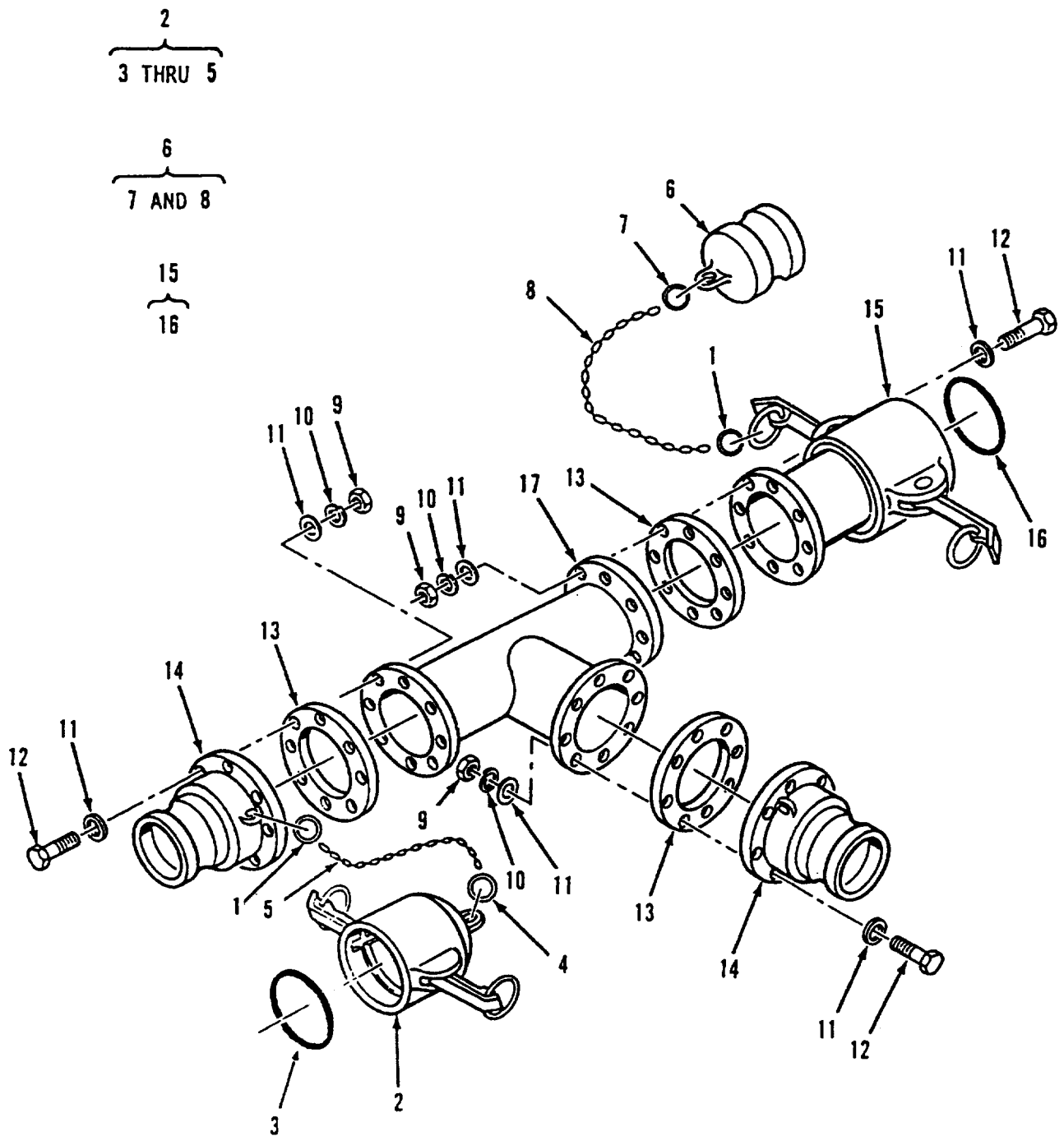


Figure 12. Tee Assembly, 4 Inch

SECTION II

TM 10-4610-237-20P

(1) ITEM NO	(2) SMR CODE	(3) CAGEC	(4) PART NUMBER	(5) DESCRIPTION AND USABLE ON CODES(UOC)	(6) QTY
GROUP 02 2-INCH HOSE CONNECTION KIT					
FIG. 12 TEE ASSEMBLY, 4 INCH					
1	PAOZZ	81718	H01434M	..RING,RETAINING	2
2	PAOOZ	96906	MS27028-17	..CAP,QUICK DISCONNEC	1
3	PCOZZ	96906	MS27030-9	...GASKET	1
4	PAOZZ	81718	H01434M	...RING,RETAINING	1
5	MOOZZ	19099	RR-C-271-A	...CHAIN,SASH MAKE FROM BULK P/N:	1
				RR-C-271, TYPE II, CLASS 3, LINK.....	
				SIZE 35, BRONZE, CUT TO 19 LINKS.....	
6	PAOOZ	96906	MS27029-17	..PLUG,4QUICK DISCONNE	1
7	PAOZZ	81718	H01434M	...RING,RETAINING	1
8	MOOZZ	19099	RR-C-271-A	...CHAIN,SASH MAKE FROM BULK P/N:	1
				RR-C-271, TYPE II, CLASS 3, LINK.....	
				SIZE 35, BRONZE, CUT TO 19 LINKS.....	
9	PAOZZ	96906	MS51967-8	..NUT,PLAIN,HEXAGON	24
10	PAOZZ	96906	MS35338-46	..WASHER,LOCK	24
11	PAOZZ	96906	MS27183-14	..WASHER,FLAT	48
12	PAOZZ	96906	MS90725-65	..SCREW,CAP,HEXAGON H	24
13	PCOZZ	97403	13220E1069-1	..GASKET.....	3
14	PAOZZ	96906	MS27023-17	..COUPLING HALF,QUICK	2
15	PAOOZ	96906	MS27027-17	..COUPLING HALF,QUICK	1
16	PCOZZ	96906	MS27030-9	...GASKET	1
17	PAOZZ	97403	13216E8243	..TEE,FLANGE	1

END OF FIGURE

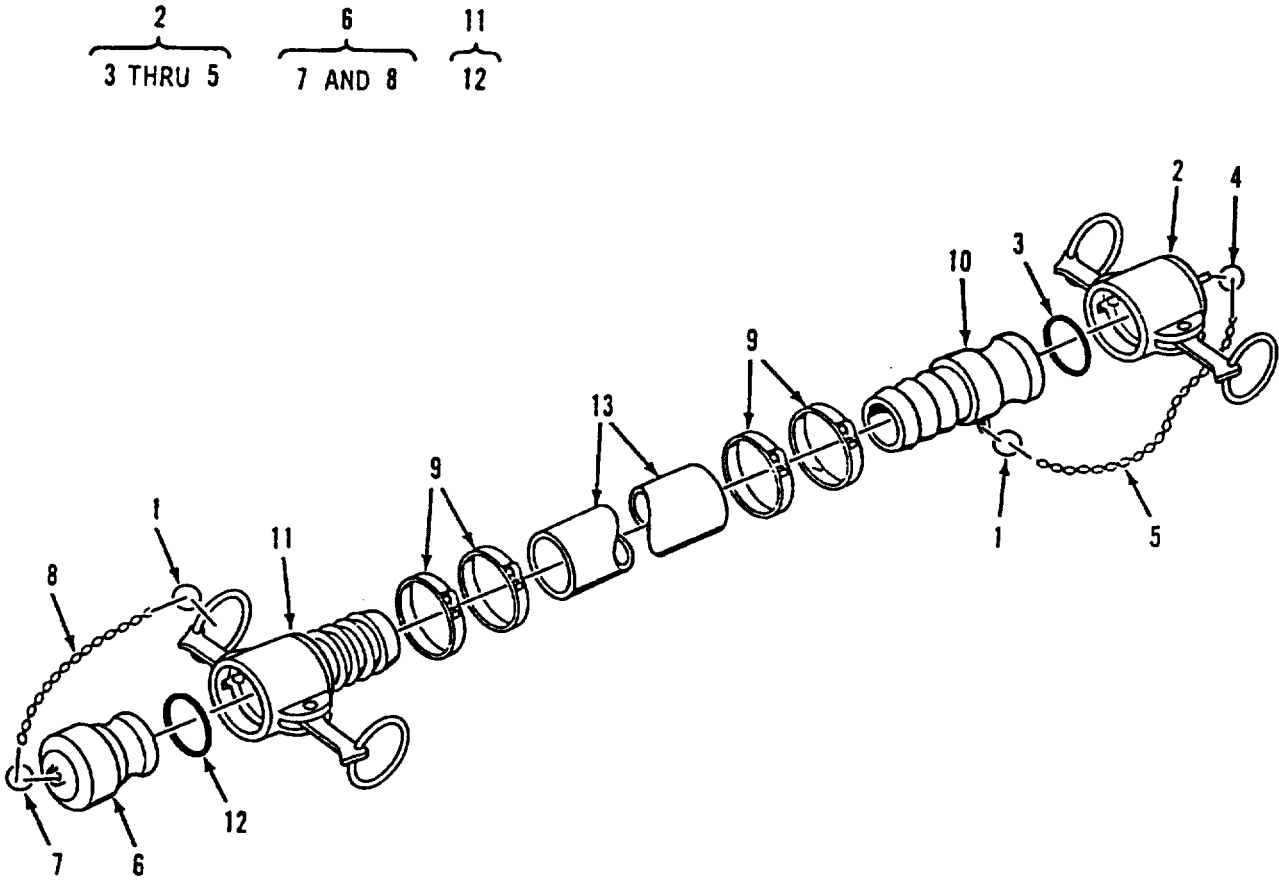


Figure 13. Hose Assembly, Discharge, Potable Water, 4 Inch X 20 Feet

SECTION II

TM 10-4610-237-20P

(1) ITEM NO	(2) SMR CODE	(3) CAGEC	(4) PART NUMBER	(5) DESCRIPTION AND USABLE ON CODES(UOC)	(6) QTY
GROUP 02 2-INCH HOSE CONNECTION KIT					
FIG. 13 HOSE ASSEMBLY, DISCHARGE, POTABLE WATER, 4 IN X 20 FT					
1	PAOZZ	81718	H01434M	..RING,RETAINING	2
2	PAOOZ	96906	MS27028-17	..CAP,QUICK DISCONN.....	1
3	PCOZZ	96906	MS27030-9	...GASKET.....	1
4	PAOZZ	81718	H01434M	...RING,RETAINING	1
5	MOOZZ	19099	RR-C-271-A	CHAIN,SASH MAKE FROM BULK P/N	1
RR-C-271, TYPE II, CLASS 3, LINK SIZE 35, BRONZE CUT TO 19 LINKS					
6	PAOOZ	96906	MS27029-17	..PLUG,QUICK DISCONN.....	1
7	PAOZZ	81718	H01434M	...RING,RETAINING	1
8	MOOZZ	19099	RR-C-271-A	...CHAIN,SASH MAKE FROM BULK P/N:	1
RR-C-271, TYPE II, CLASS 3, LINK SIZE 35, BRONZE CUT TO 19 LINKS					
9	PAOZZ	70847	J215	..CLAMP,HOSE	4
10	PAOZZ	96906	MS27021-17	..COUPLING HALF,QUICK.....	1
11	PAOOZ	96906	MS27025-17	..COUPLING HALF,QUICK.....	1
12	PCOZZ	96906	MS27030-9	...GASKET.....	1
13	XBOZZ	97403	13225E9136-4H	..HOSE,RUBBER,DISCH 4 IN X 20 FT.....	1

END OF FIGURE

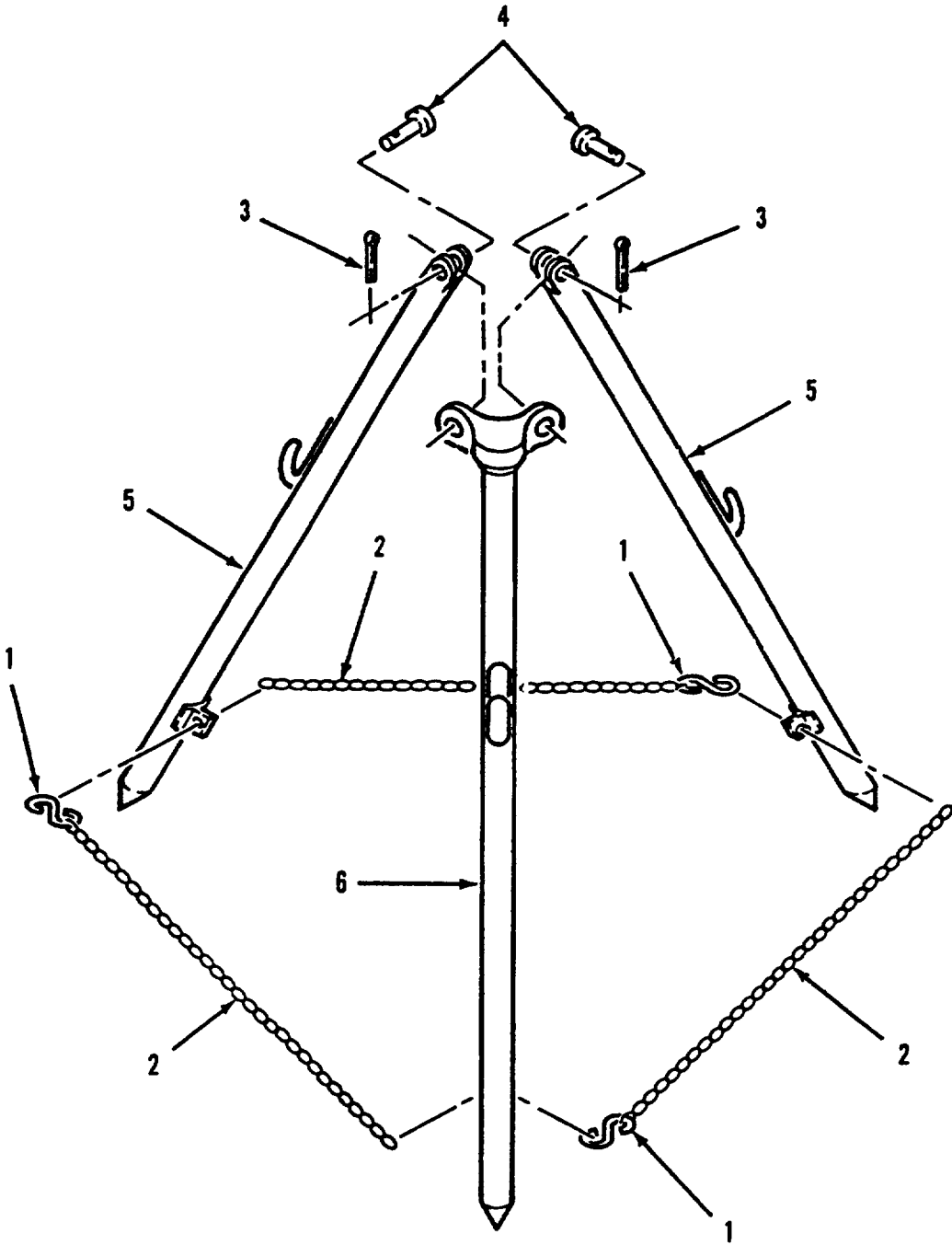


Figure 14. Stand Assembly, Nozzle

SECTION II

TM 10-4610-237-20P

(1) ITEM NO	(2) SMR CODE	(3) CAGEC	(4) PART NUMBER	(5) DESCRIPTION AND USABLE ON CODES(UOC)	(6) QTY
GROUP 02 2-INCH HOSE CONNECTION KIT					
FIG. 14 STAND ASSEMBLY, NOZZLE					
1	PAOZZ	96906	MS87006-33	..HOOK,CHAIN,S	3
2	MOOZZ	19099	RR-C-271-B	..CHAIN,SASH MAKE FROM BULK P/N:	3
RR-C-271, TYPE II, CLASS 3, LINK SIZE 35, BRONZE CUT TO 45 LINKS					
3	PAOZZ	96906	MS24665-134	..PIN,COTTER.....	2
4	PAOZZ	96906	MS20392-3C35	..PIN,STRAIGHT,HEADED.....	2
5	XBOZZ	97403	13225E9146	..LEG,CLEVIS	2
6	XBOZZ	97403	13225E9145	..LEG,PIVOT	1

END OF FIGURE

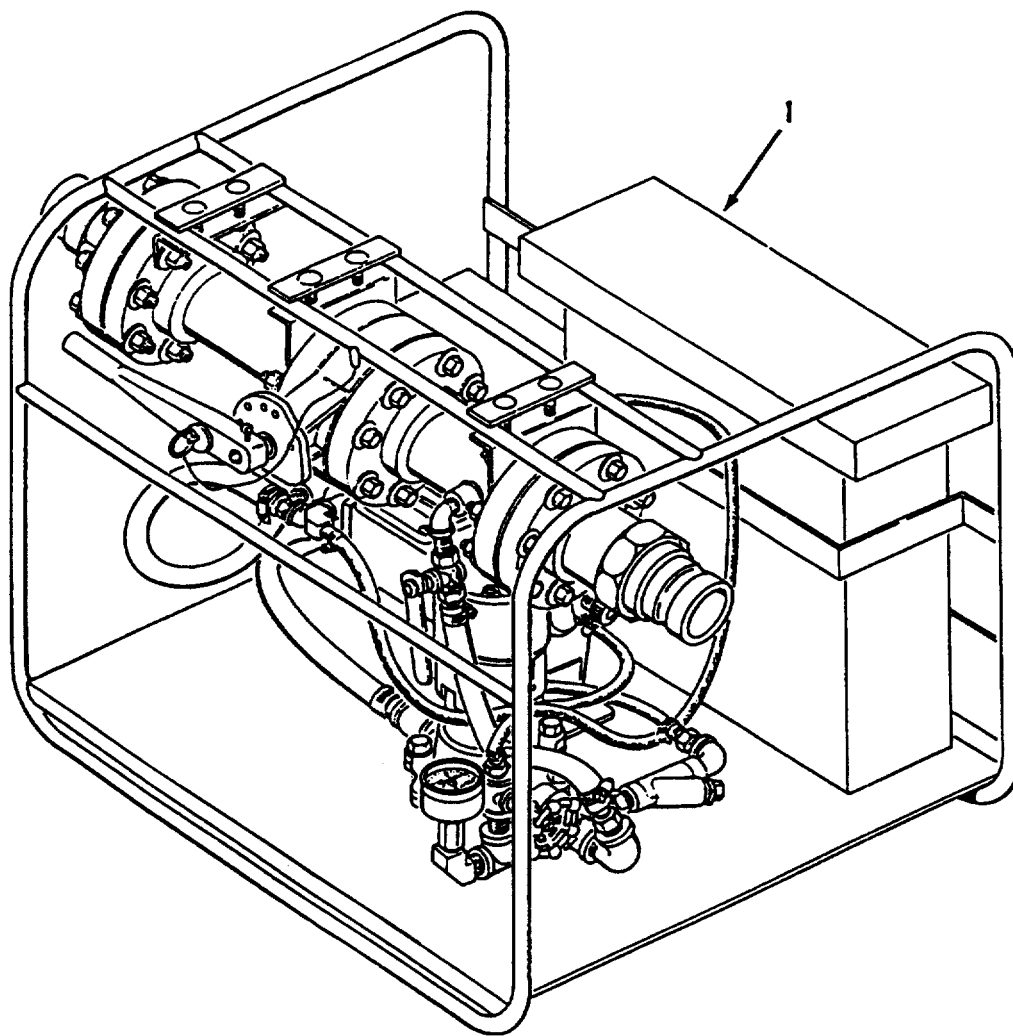


Figure 15. Hypochlorination Unit

SECTION II

TM 10-4610-237-20P

(1) ITEM NO	(2) SMR CODE	(3) CAGEC	(4) PART NUMBER	(5) DESCRIPTION AND USABLE ON CODES(UOC)	(6) QTY
-------------------	--------------------	--------------	-----------------------	---	------------

GROUP 03 HYPOCHLORINATION UNIT

FIG. 15 HYPOCHLORINATION UNIT

1	PDOFD	81349	MILH12732	HYPOCHLORINATION UN	1
---	-------	-------	-----------	---------------------------	---

END OF FIGURE

15-1

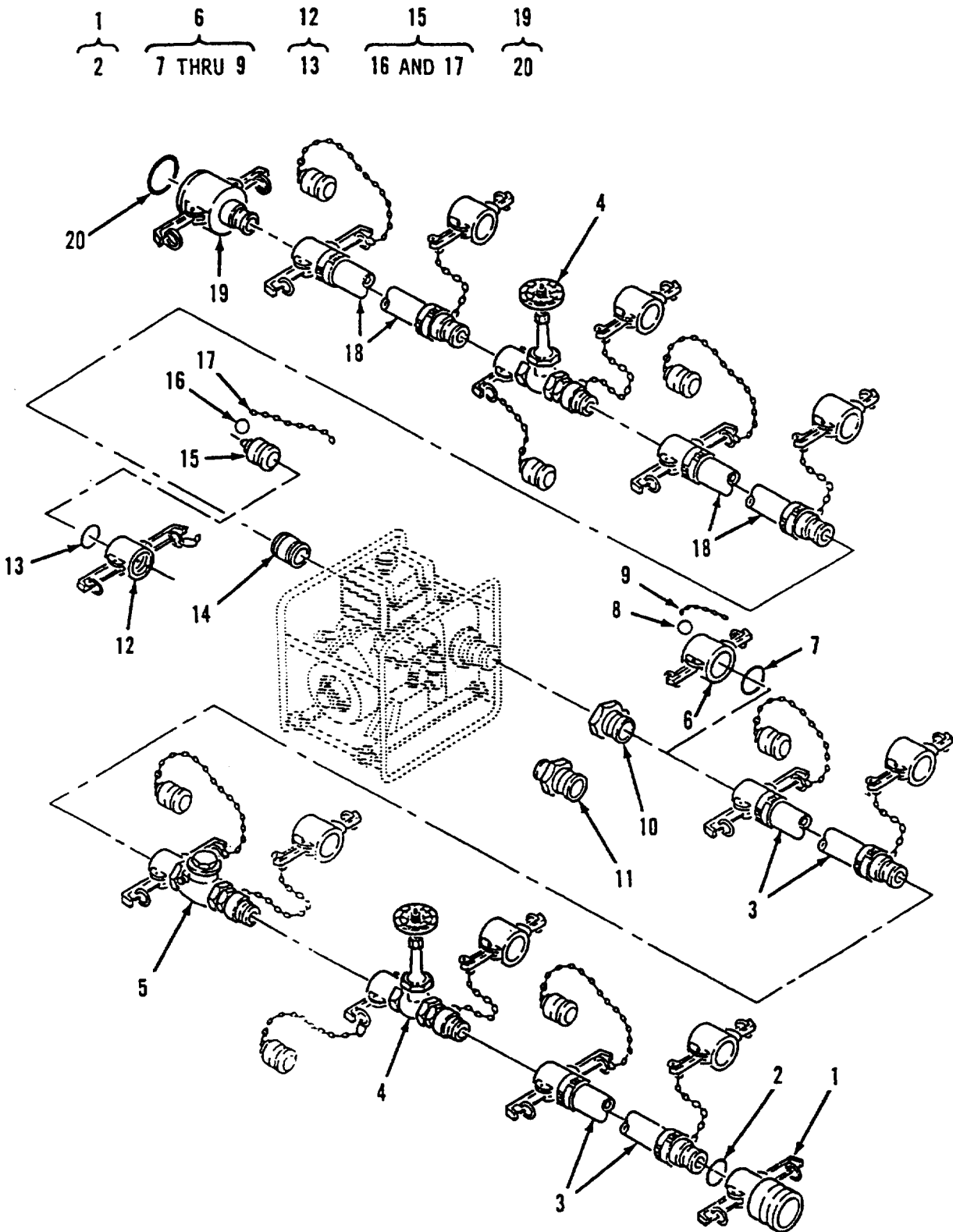


Figure 16. 125 GPM Pump Connection Kit

SECTION II

TM 10-4610-237-20P

(1) ITEM NO	(2) SMR CODE	(3) CAGEC	(4) PART NUMBER	(5) DESCRIPTION AND USABLE ON CODES(UOC)	(6) QTY
GROUP 04 125 GPM PUMP CONNECTION KIT					
FIG. 16 125 GPM PUMP CONNECTION KIT					
	AOOOO	97403	13225E9113	CONNECTION KIT,PUMP.....	1
1	PAOOZ	96906	MS49000-19	.REDUCER,QUICK DISCO	1
2	PCOZZ	96906	MS27030-6	..GASKET.....	1
3	PCOOZ	97403	13225E9136-2	..HOSE ASSEMBLY,NONME SEE FIGURE 17	2
FOR DETAIL BREAK DOWN					
4	AOOOO	97403	13225E9113-Y2	..VALVE ASSY,GATE SEE FIGURE 18 FOR	2
DETAIL BREAKDOWN					
5	AOOOO	97403	13225E9113-Y3	..VALVE ASSY,CHECK SEE FIGURE 19	1
FOR DETAIL BREAKDOWN					
6	PAOOZ	96906	MS27028-11	..CAP,QUICK DISCONNED.....	1
7	PCOZZ	96906	MS27030-6	..GASKET.....	1
8	PAOZZ	81718	H01434M	..RING,RETAINING	1
9	MOOZZ	19099	RR-C-271-A	..CHAIN,SASH MAKE FROM BULK P/N:	1
RR-C-271, TYPE II, CLASS 3, LINK					
SIZE 35, BRONZECUT TO 19 LINKS					
10	PAOZZ	96906	MS27022-11	..COUPLING HALF,QUICK.....	1
11	PAOZZ	96906	MS27020-11	..COUPLING HALF,QUICK.....	1
12	PAOOZ	96906	MS27024-11	..COUPLING HALF,QUICK.....	1
13	PCOZZ	96906	MS27030-6	..GASKET.....	1
14	PAOZZ	96906	MS51846-152	..NIPPLE,PIPE	1
15	PAOOZ	96906	MS27029-11	..PLUG,QUICK DISCONNED.....	1
16	PAOZZ	81718	H01434M	..RING,RETAINING	1
17	MOOZZ	19099	RR-C-271-A	..CHAIN,SASH MAKE FROM BULK P/N:	1
RR-C-271, TYPE II, CLASS 3, LINK					
SIZE 35, BRONZE. CUT TO 19 LINKS					
18	PCOOZ	97403	13225E9135-2	..HOSE ASSEMBLY,NONME SEE FIGURE 20	2
FOR DETAIL BREAKDOWN					
19	PAOOZ	96906	MS49000-17	..REDUCER,QUICK DISCO	1
20	PCOZZ	96906	MS27030-9	..GASKET.....	1
END OF FIGURE					

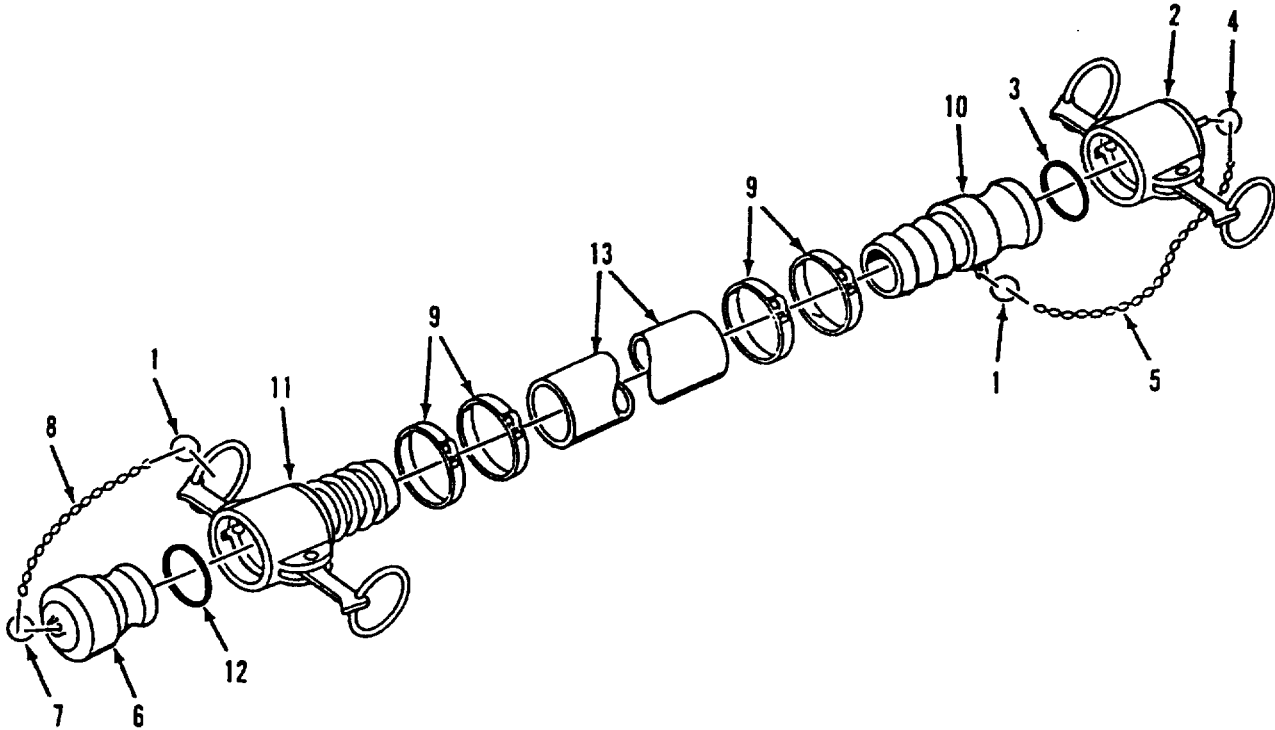
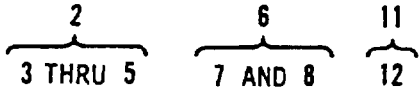


Figure 17. Hose Assembly, Discharge, Potable Water, 2 Inch X 20 Feet

SECTION II

TM 10-4610-237-20P

(1) ITEM NO	(2) SMR CODE	(3) CAGEC	(4) PART NUMBER	(5) DESCRIPTION AND USABLE ON CODES(UOC)	(6) QTY
GROUP 04 125 GPM PUMP CONNECTION KIT					
FIG. 17 HOSE ASSEMBLY, DISCHARGE, POTABLE WATER, 2 IN X 20 FT					
1	PAOZZ	81718	H01434M	..RING,RETAINING	2
2	PAOOZ	96906	MS27028-11	..CAP,QUICK DISCONN.....	1
3	PCOZZ	96906	MS27030-6	...GASKET.....	1
4	PAOZZ	81718	H01434M	...RING,RETAINING	1
5	MOOZZ	19099	RR-C-271-A	...CHAIN,SASH MAKE FROM BULK P/N	1
RR-C-271, TYPE II, CLASS 3, LINK SIZE 35, BRONZE CUT TO 19 LINKS					
6	PAOOZ	96906	MS27029-11	..PLUG,QUICK DISCONN.....	1
7	PAOZZ	81718	H01434M	...RING,RETAINING	1
8	MOOZZ	19099	RR-C-271-A	...CHAIN,SASH MAKE FROM BULK P/N	1
RR-C-271, TYPE II, CLASS 3, LINK SIZE 35, BRONZE CUT TO 19 LINKS					
9	PAOZZ	70847	J210	..CLAMP,HOSE	4
10	PAOZZ	96906	MS27021-11	..COUPLING HALF,QUICK.....	1
11	PAOOZ	96906	MS27025-11	..COUPLING HALF,QUICK.....	1
12	PCOZZ	96906	MS27030-6	...GASKET.....	1
13	XBOZZ	97403	13225E9136-2H	..HOSE,RUBBER,DISCH 2 IN X 20 FT.....	1

END OF FIGURE

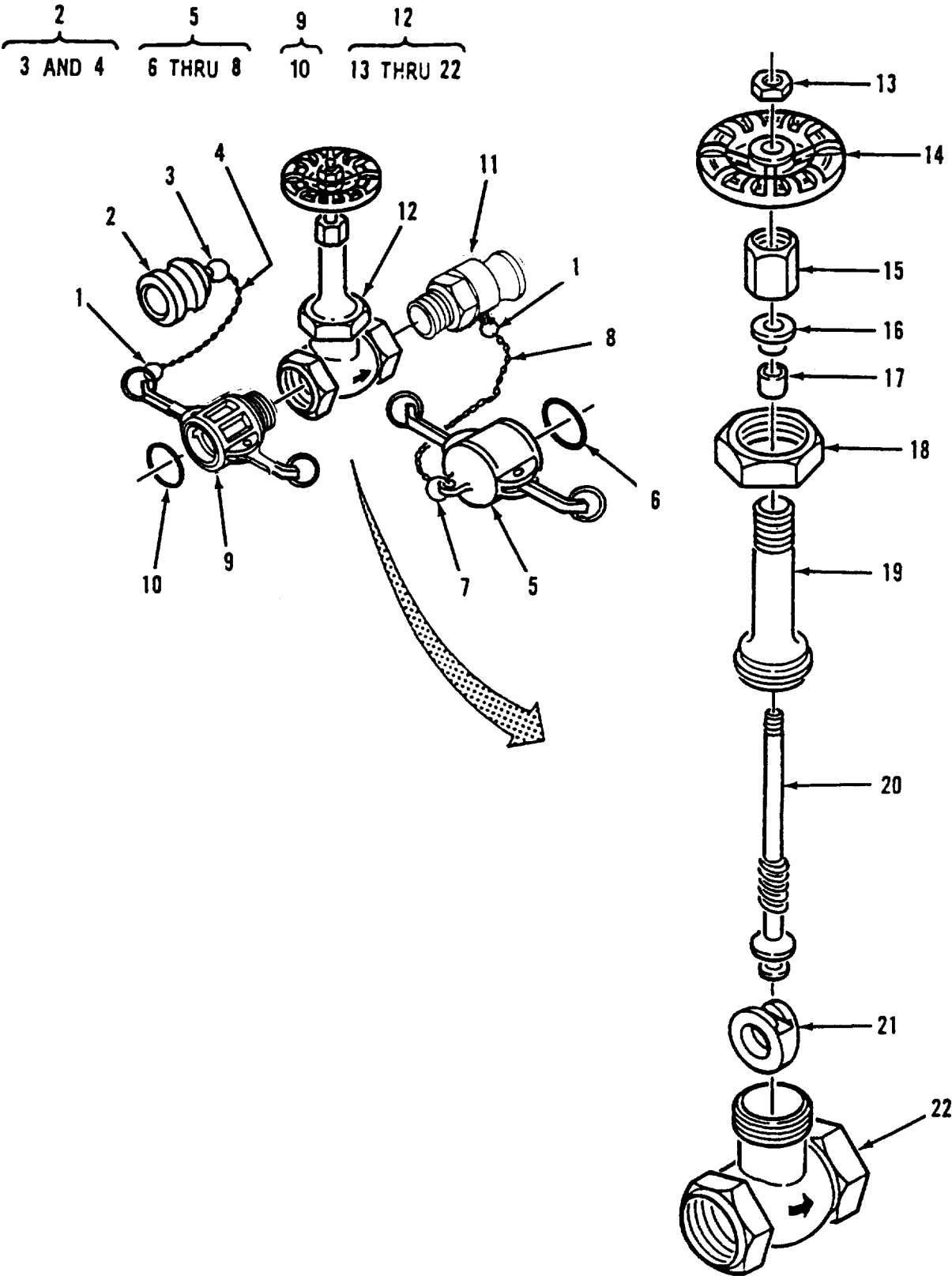


Figure 18. Gate Valve Assembly, 2 Inch

SECTION II

TM 10-4610-237-20P

(1) ITEM NO	(2) SMR CODE	(3) CAGEC	(4) PART NUMBER	(5) DESCRIPTION AND USABLE ON CODES(UOC)	(6) QTY
GROUP 04 125 GPM PUMP CONNECTION KIT					
FIG. 18 GATE VALVE ASSEMBLY, 2 INCH					
1	PAOZZ	81718	H01434M	..RING,RETAINING	2
2	PAOOZ	96906	MS27029-11	..PLUG,QUICK DISCONN.....	1
3	PAOZZ	81718	H01434M	...RING,RETAINING	1
4	MOOZZ	19099	RR-C-271-A	...CHAIN,SASH MAKE FROM BULK P/N	1
RR-C-271, TYPE II, CLASS 3, LINK SIZE 35, BRONZE CUT TO 19 LINKS					
5	PAOOZ	96906	MS27028-11	..CAP,QUICK DISCONN.....	1
6	PCOZZ	96906	MS27030-6	...GASKET	1
7	PAOZZ	81718	H01434M	...RING,RETAINING	1
8	MOOZZ	19099	RR-C-271-A	...CHAIN,SASH MAKE FROM BULK P/N	1
RR-C-271, TYPE II, CLASS 3, LINK SIZE 35, BRONZE CUT TO 19 LINKS					
9	PAOOZ	96906	MS27026-11	..COUPLING HALF,QUICK	1
10	PCOZZ	96906	MS27030-6	...GASKET	1
11	PAOZZ	96906	MS27022-11	..COUPLING HALF,QUICK.....	1
12	PAOOO	76364	GATE 1151	..VALVE,GATE	1
13	PAOZZ	76364	3116-K-210	...NUT,PLA!N,HEXAGON	1
14	PAOZZ	76364	76400-437-C66	...HANDWHEEL	1
15	XBOZZ	76364	282-H-210	...NUT,PACKING	1
16	XBOZZ	76364	3639-J-220	...GLAND	1
17	XBOZZ	76364	65103-J-992	...PACKING	1
18	XBOZZ	76364	3205-J-150	...NUT,UNION BONNET	1
19	XBOZZ	76364	2328-J-150	...BONNET	1
20	XBOZZ	76364	26148-J-155	...STEM	1
21	XAOZZ	76364	4310-J-150	...DISC,WEDGE	1
22	XAOZZ	76364	201-4-J-150	...BODY	1

END OF FIGURE

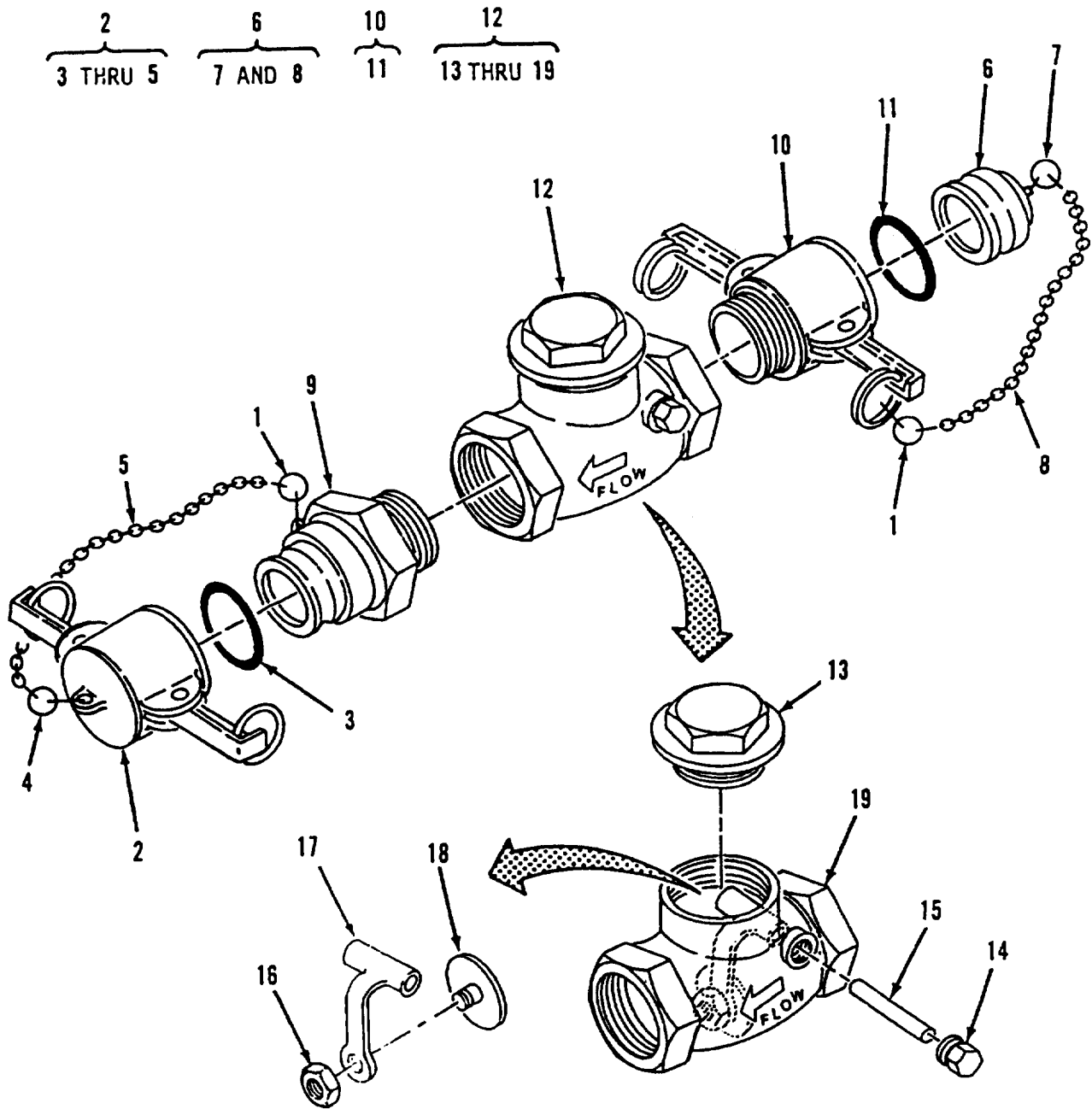


Figure 19. Check Valve Assembly, 2 Inch

SECTION II

TM 10-4610-237-20P

(1) ITEM NO	(2) SMR CODE	(3) CAGEC	(4) PART NUMBER	(5) DESCRIPTION AND USABLE ON CODES(UOC)	(6) QTY
GROUP 04 125 GPM PUMP CONNECTION KIT					
FIG. 19 CHECK VALVE ASSEMBLY, 2 INCH					
1	PAOZZ	81718	H01434M	..RING,RETAINING	2
2	PAOOZ	96906	MS27028-11	..CAP,QUICK DISCONNEC.....	1
3	PCOZZ	96906	MS27030-6	...GASKET.....	1
4	PAOZZ	81718	H01434M	...RING,RETAINING	1
5	MOOZZ	19099	RR-C-271-A	...CHAIN,SASH MAKE FROM BULK P/N:	1
RR-C-271, TYPE II, CLASS 3, LINK SIZE 35, BRONZE CUT TO 19 LINKS					
6	PAOOZ	96906	MS27029-11	..PLUG,QUICK DISCONNE	1
7	PAOZZ	81718	H01434M	...RING,RETAINING	1
8	MOOZZ	19099	RR-C-271-A	...CHAIN,SASH MAKE FROM BULK P/N:	1
RR-C-271, TYPE II, CLASS 3, LINK SIZE 35, BRONZE CUT TO 19 LINKS					
9	PAOZZ	96906	MS27022-11	..COUPLING HALF,QUICK.....	1
10	PAOOZ	96906	MS27026-11	..COUPLING HALF,QUICK.....	1
11	PCOZZ	96906	MS27030-6	...GASKET.....	1
12	PAOOO	76364	509	..VALVE,CHECK	1
13	XBOZZ	76364	4046-J	...CAP.....	1
14	XBOZZ	76364	4210-J	...PLUG	1
15	XBOZZ	76364	5979-H	...PIN	1
16	XBOZZ	76364	3014-B	...DISK,RETAINER	1
17	XBOZZ	76364	4404-J	...LEVER	1
18	XBOZZ	76364	3892-J	...DISC	1
19	XAOZZ	76364	1516-J	...BODY	1

END OF FIGURE

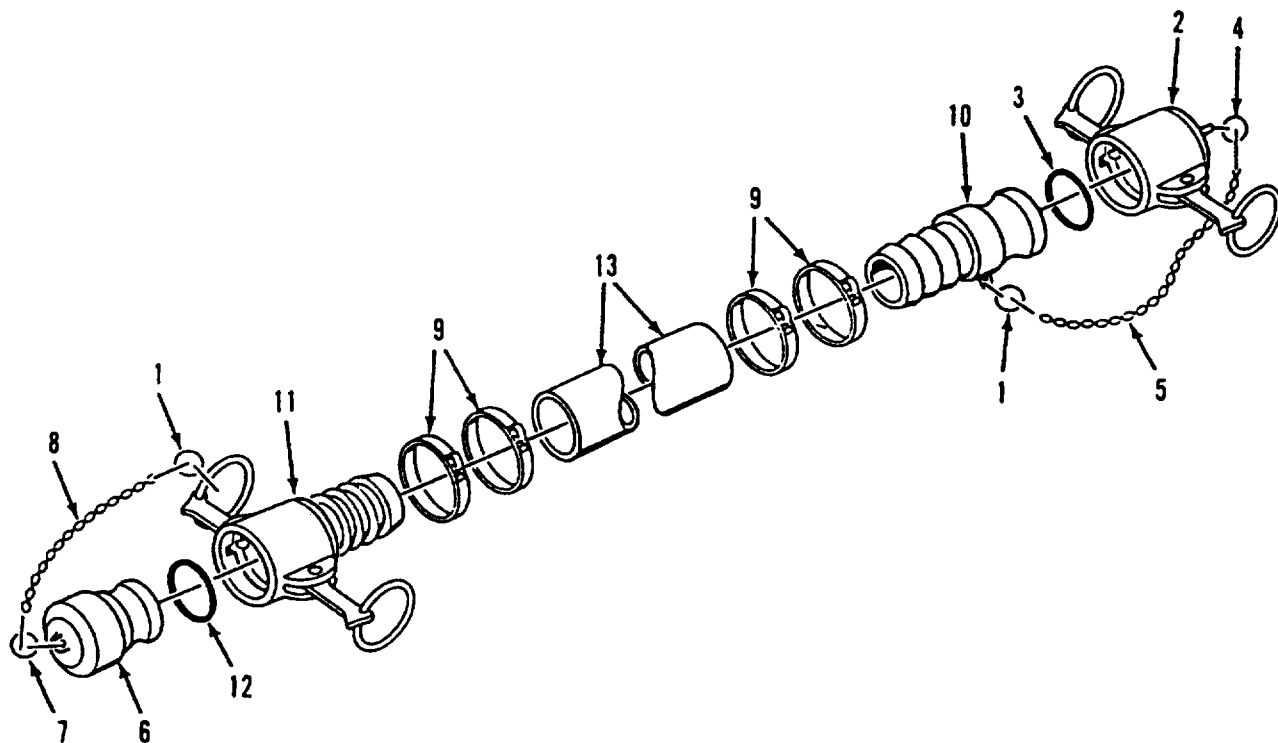



Figure 20. Hose Assembly, Suction, Potable Water, 2 Inch X 20 Feet

SECTION II

TM 10-4610-237-20P

(1) ITEM NO	(2) SMR CODE	(3) CAGEC	(4) PART NUMBER	(5) DESCRIPTION AND USABLE ON CODES(UOC)	(6) QTY
GROUP 04 125 GPM PUMP CONNECTION KIT					
FIG. 20 HOSE ASSEMBLY, SUCTION, POTABLE WATER, 2 IN X 20 FT					
1	PAOZZ	81718	H01434M	..RING,RETAINING	2
2	PAOOZ	96906	MS27028-11	..CAP,QUICK DISCONNEC.....	1
3	PCOZZ	96906	MS27030-6	...GASKET.....	1
4	PAOZZ	81718	H01434M	...RING,RETAINING	1
5	MOOZZ	19099	RR-C-271-A	...CHAIN,SASH MAKE FROM BULK P/N: RR-C-271, TYPE II, CLASS 3, LINK SIZE 35, BRONZE CUT TO 19 LINKS	1
6	PAOOZ	96906	MS27029-11	..PLUG,QUICK DISCONNE	1
7	PAOZZ	81718	H01434M	...RING,RETAINING	1
8	MOOZZ	19099	RR-C-271-A	...CHAIN,SASH MAKE FROM BULK P/N: RR-C-271, TYPE II, CLASS 3, LINK SIZE 35, BRONZE CUT TO 19 LINKS	1
9	PAOZZ	70847	J210	..CLAMP,HOSE	4
10	PAOZZ	96906	MS27021-11	..COUPLING HALF,QUICK.....	1
11	PAOOZ	96906	MS27025-11	..COUPLING HALF,QUICK.....	1
12	PCOZZ	96906	MS27030-6	...GASKET.....	1
13	XBOZZ	97403	13225E9135-2H	..HOSE,RUBBER,SUCTION 2 IN X 20 FT.....	1

END OF FIGURE

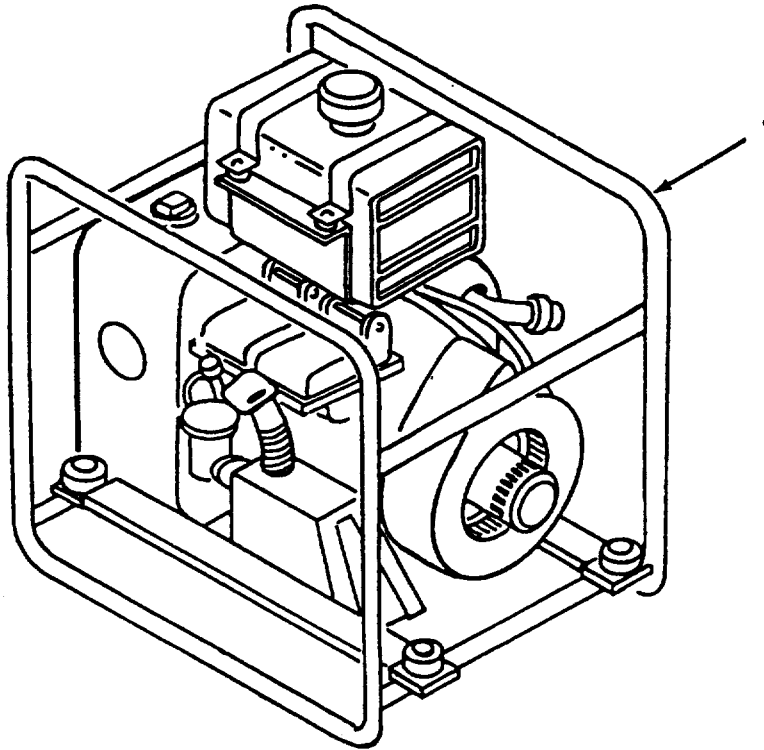


Figure 21. Pump Assembly, 125 GPM

SECTION II

TM 10-4610-237-20P

(1) ITEM NO	(2) SMR CODE	(3) CAGEC	(4) PART NUMBER	(5) DESCRIPTION AND USABLE ON CODES(UOC)	(6) QTY
1	PDOHH	81349	MIL-P-52109	PUMP ASSY, 125 GPM.....	1

GROUP 05 PUMP ASSEMBLY, 125 GPM

FIG. 21 PUMP ASSEMBLY, 125 GPM

END OF FIGURE

21-1

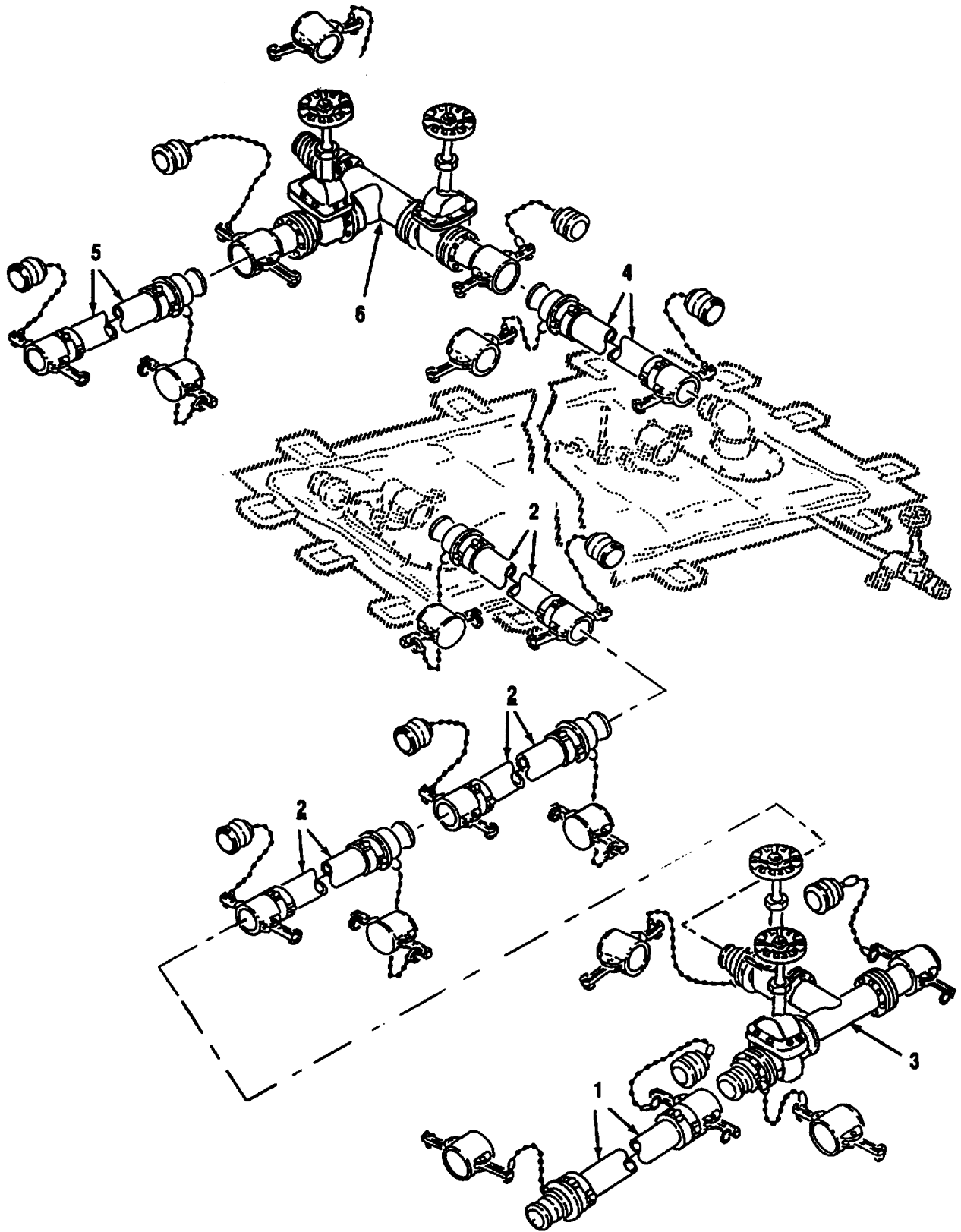


Figure 22. Single Tank Connection Kit

SECTION II

TM 10-4610-237-20P

(1) ITEM NO	(2) SMR CODE	(3) CAGEC	(4) PART NUMBER	(5) DESCRIPTION AND USABLE ON CODES(UOC)	(6) QTY
				GROUP 06 SINGLE TANK CONNECTION KIT	
				FIG. 22 SINGLE TANK CONNECTION KIT	
	A00OF	97403	13225E9148	CONNECTION SET,TANK	1
1	PCOOZ	97403	13225E9136-3	.HOSE ASSEMBLY,NONME SEE FIGURE 23	1
				FOR DETAIL BREAKDOWN	
2	PCOOZ	97403	13225E9136-4	.HOSE ASSEMBLY,NONME SEE FIGURE 24	3
				FOR DETAIL BREAKDOWN	
3	A0000	97403	13225E9148-Y2	.TEE & GATE V ASSY SEE FIGURE 25	1
				FOR DETAIL BREAKDOWN	
4	PCOOZ	97403	13225E9135-4	.HOSE ASSEMBLY,NONME SUCTION, 4 IN	1
				X 20 FT.	
				SEE FIGURE 26 FOR DETAIL	
				BREAKDOWN.....	
5	PCOOZ	97403	13225E9135-3	.HOSE ASSEMBLY,NONME SEE FIGURE 27	1
				FOR DETAIL BREAKDOWN	
6	A0000	97403	13225E9148-Y1	.TEE & GATE V ASSY SEE FIGURE 28	1
				FOR DETAIL BREAKDOWN	

END OF FIGURE

$\overbrace{2}^{2}$
 $\overbrace{3 \text{ THRU } 5}^{3 \text{ THRU } 5}$

$\overbrace{6}^{6}$
 $\overbrace{7 \text{ AND } 8}^{7 \text{ AND } 8}$

$\overbrace{11}^{11}$
 $\overbrace{12}^{12}$

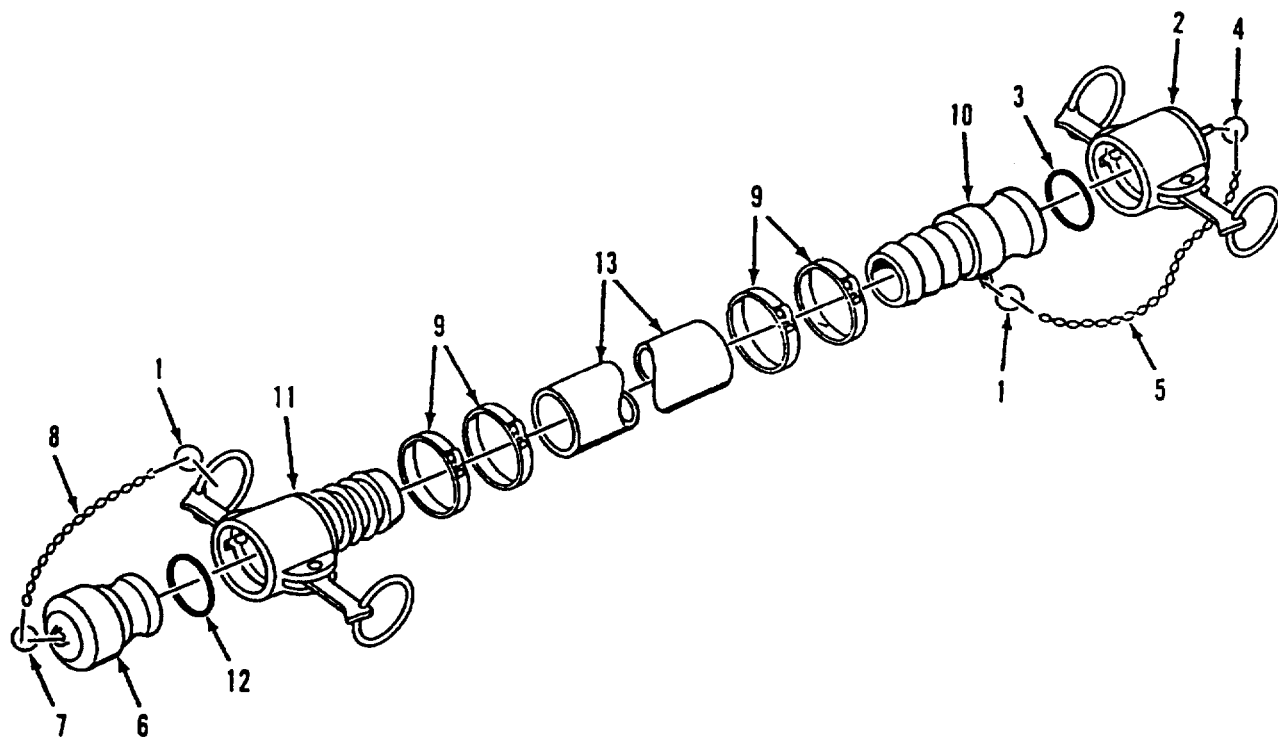


Figure 23. Hose Assembly, Discharge, Potable Water, 4 Inch X 10 Feet

SECTION II

TM 10-4610-237-20P

(1) ITEM NO	(2) SMR CODE	(3) CAGEC	(4) PART NUMBER	(5) DESCRIPTION AND USABLE ON CODES(UOC)	(6) QTY
GROUP 06 SINGLE TANK CONNECTION KIT					
FIG. 23 HOSE ASSEMBLY, DISCHARGE, POTABLE WATER, 4 IN X 10 FT					
1	PAOZZ	81718	H01434M	..RING,RETAINING	2
2	PAOOZ	96906	MS27028-17	..CAP,QUICK DISCONN.....	1
3	PCOZZ	96906	MS27030-9	...GASKET.....	1
4	PAOZZ	81718	H01434M	...RING,RETAINING	1
5	MOOZZ	19099	RR-C-271-A	...CHAIN,SASH MAKE FROM BULK P/N: RR-C-271, TYPE II, CLASS 3, LINK SIZE 35, BRONZE CUT TO 19 LINKS.....	1
6	PAOOZ	96906	MS27029-17	..PLUG,QUICK DISCONN.....	1
7	PAOZZ	81718	H01434M	...RING,RETAINING	1
8	MOOZZ	19099	RR-C-271-A	...CHAIN,SASH MAKE FROM BULK P/N: RR-C-271, TYPE II, CLASS 3, LINK..... SIZE 35, BRONZECUT TO 19 LINKS.....	1
9	PAOZZ	70847	J215	..CLAMP,HOSE	4
10	PAOZZ	96906	MS27021-17	..COUPLING HALF,QUICK.....	1
11	PAOOZ	96906	MS27025-17	..COUPLING HALF,QUICK.....	1
12	PCOZZ	96906	MS27030-9	...GASKET.....	1
13	XBOZZ	97403	13225E9136-3H	..HOSE,RUBBER,DISCH 4 IN X 10 FT.....	1

END OF FIGURE

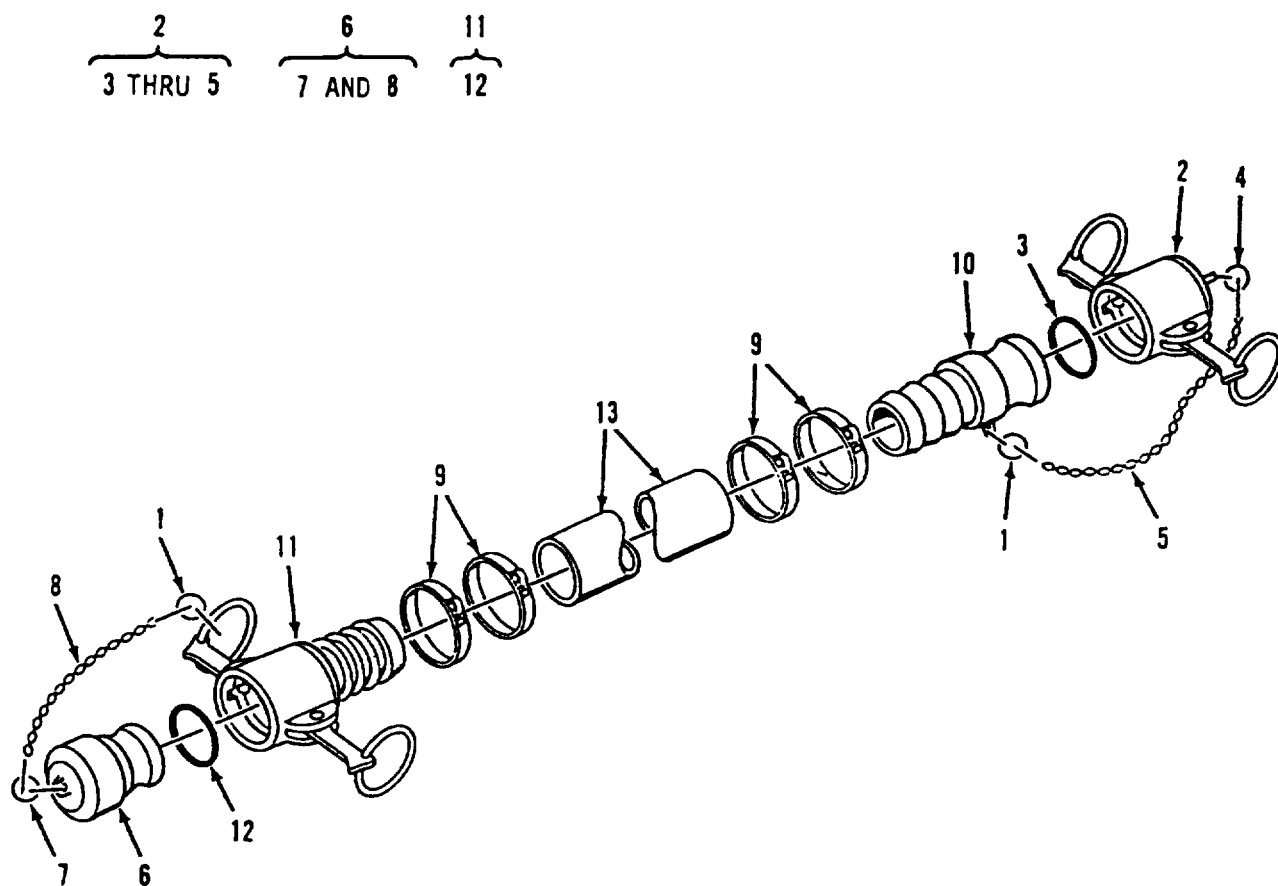


Figure 24. Hose Assembly, Discharge, Potable Water, 4 Inch X 20 Feet

SECTION II

TM 10-4610-237-20P

(1) ITEM NO	(2) SMR CODE	(3) CAGEC	(4) PART NUMBER	(5) DESCRIPTION AND USABLE ON CODES(UOC)	(6) QTY
GROUP 06 SINGLE TANK CONNECTION KIT					
FIG. 24 HOSE ASSEMBLY, DISCHARGE, POTABLE WATER, 4 IN X 20 FT					
1	PAOZZ	81718	H01434M	..RING,RETAINING	2
2	PAOOZ	96906	MS27028-17	..CAP,QUICK DISCONN.....	1
3	PCOZZ	96906	MS27030-9	...GASKET.....	1
4	PAOZZ	81718	H01434M	...RING,RETAINING	1
5	MOOZZ	19099	RR-C-271-A	...CHAIN,SASH MAKE FROM BULK P/N: RR-C-271, TYPE II, CLASS 3, LINK SIZE 35, BRONZE CUT TO 19 LINKS.....	1
6	PAOOZ	96906	MS27029-17	..PLUG,QUICK DISCONN.....	1
7	PAOZZ	81718	H01434M	...RING,RETAINING	1
8	MOOZZ	19099	RR-C-271-A	...CHAIN,SASH MAKE FROM BULK P/N: RR-C-271, TYPE II, CLASS 3, LINK SIZE 35, BRONZE CUT TO 19 LINKS.....	1
9	PAOZZ	70847	J215	..CLAMP,HOSE	4
10	PAOZZ	96906	MS27021-17	..COUPLING HALF,QUICK.....	1
11	PAOOZ	96906	MS27025-17	..COUPLING HALF,QUICK.....	1
12	PCOZZ	96906	MS27030-9	...GASKET.....	1
13	XBOZZ	97403	13225E9136-4H	..HOSE,RUBBER,DISCH 4 IN X 20 FT.....	1

END OF FIGURE

2
12
14
18
3 THRU 5
13
15 AND 16
19 THRU 33

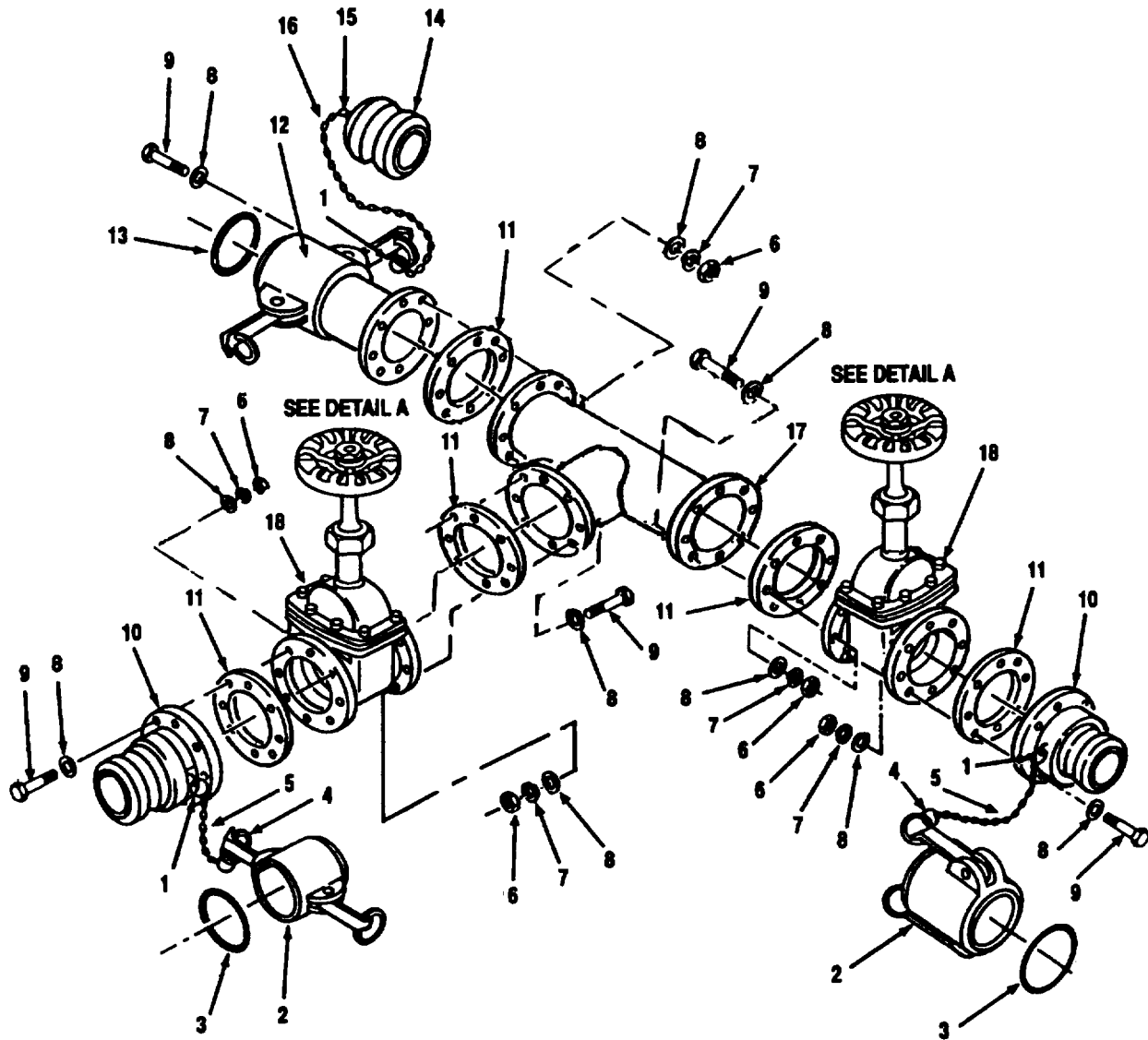


Figure 25. Tee and Dual Gate Valve Assembly (9148-Y2), 4 Inch (Sheet 1 of 2)

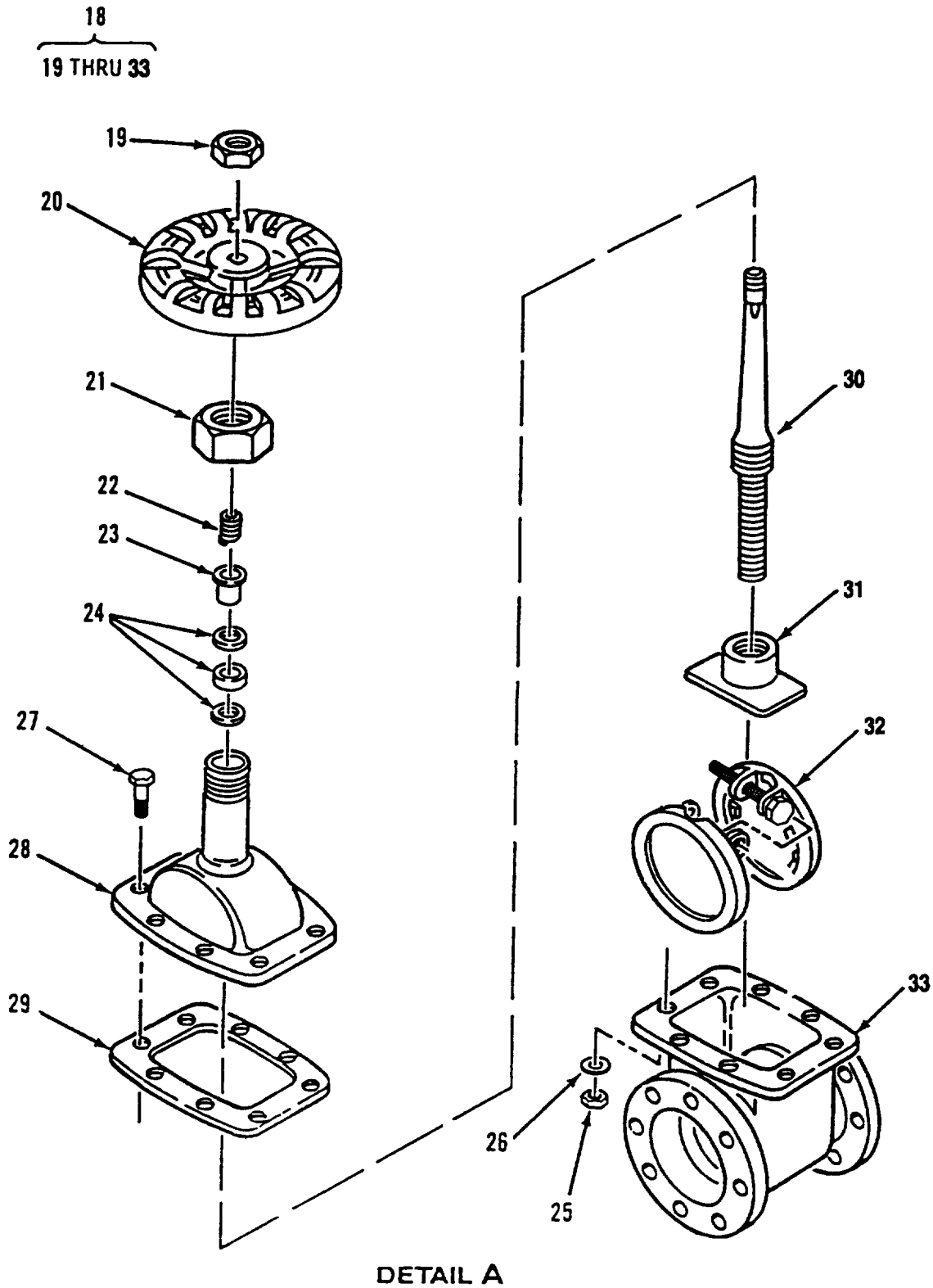


Figure 25. Tee and Dual Gate Valve Assembly (9148-Y2), 4 Inch (Sheet 2 of 2)

SECTION II

TM 10-4610-237-20P

(1) ITEM NO	(2) SMR CODE	(3) CAGEC	(4) PART NUMBER	(5) DESCRIPTION AND USABLE ON CODES(UOC)	(6) QTY
GROUP 06 SINGLE TANK CONNECTION KIT					
FIG. 25 TEE AND DUAL GATE VALVE ASSEMBLY, (9148-Y2), 4 INCH					
1	PAOZZ	81718	H01434M	..RING,RETAINING	3
2	PAOOZ	96906	MS27028-17	..CAP,QUICK DISCONNEC.....	2
3	PCOZZ	96906	MS27030-9	...GASKET.....	1
4	PAOZZ	81718	H01434M	...RING,RETAINING	1
5	MOOZZ	19099	RR-C-271-A	...CHAIN,SASH MAKE FROM BULK P/N: RR-C-271, TYPE II, CLASS 3, LINK SIZE 35, BRONZE. CUT TO 19 LINKS.....	1
6	PAOZZ	96906	MS51967-8	..NUT,PLAIN,HEXAGON	40
7	PAOZZ	96906	MS35338-46	..WASHER,LOCK.....	40
8	PAOZZ	96906	MS27183-14	..WASHER,FLAT.....	80
9	PAOZZ	96906	MS90725-65	..SCREW,CAP,HEXAGON H.....	40
10	PAOZZ	96906	MS27023-17	..COUPLING HALF,QUICK.....	2
11	PCOZZ	97403	13220E1069-1	..GASKET.....	5
12	PAOOZ	96906	MS27027-17	..COUPLING HALF,QUICK.....	1
13	PCOZZ	96906	MS27030-9	...GASKET.....	1
14	PAOOZ	96906	MS27029-17	..PLUG,QUICK DISCONNE	1
15	PAOZZ	81718	H01434M	...RING,RETAINING	1
16	MOOZZ	19099	RR-C-271-A	...CHAIN,SASHMAKE FROM BULK P/N: RR-C-271, TYPE II, CLASS 3, LINK SIZE 35, BRONZE. CUT TO 19 LINKS.....	1
17	PAOZZ	97403	13216E8243	..TEE,FLANGE	1
18	PAOOO	97403	13220E1071	..VALVE,GATE	2
19	PAOZZ	76364	31112-H	...NUT,PLAIN,ROUND.....	1
20	PAOZZ	76364	7660-L	...HANDWHEEL	1
21	PAOZZ	76364	2855-L	...PACKING NUT	1
22	PAOZZ	76364	70171-N	...SPRING,HELICAL,COMP	1
23	PAOZZ	76364	363-H	...RETAINER,PACKING	1
24	PAOZZ	76364	65146-K	...PACKING MATERIAL.....	3
25	PAOZZ	76364	31113-D	...NUT,PLAIN,HEXAGON	8
26	PAOZZ	76364	38084-C	...WASHER,LOCK.....	8
27	PAOZZ	76364	4299-G	...SCREW,CAP,HEXAGON H.....	8
28	XAOZZ	76364	23194-N	..BONNET	1
29	PCOZZ	76364	66173-N	...GASKET.....	1
30	PAOZZ	76364	26264-N	...STEM,FLUID VALVE.....	1
31	PAOZZ	76364	3042-N	...NUT,PLAIN,PLATE	1
32	PAOZZ	76364	84168-N	...DISK,VALVE	1
33	XAOZZ	76364	2093-N	...BODY	1

END OF FIGURE

2
3 THRU 5

6
7 AND 8

11
12

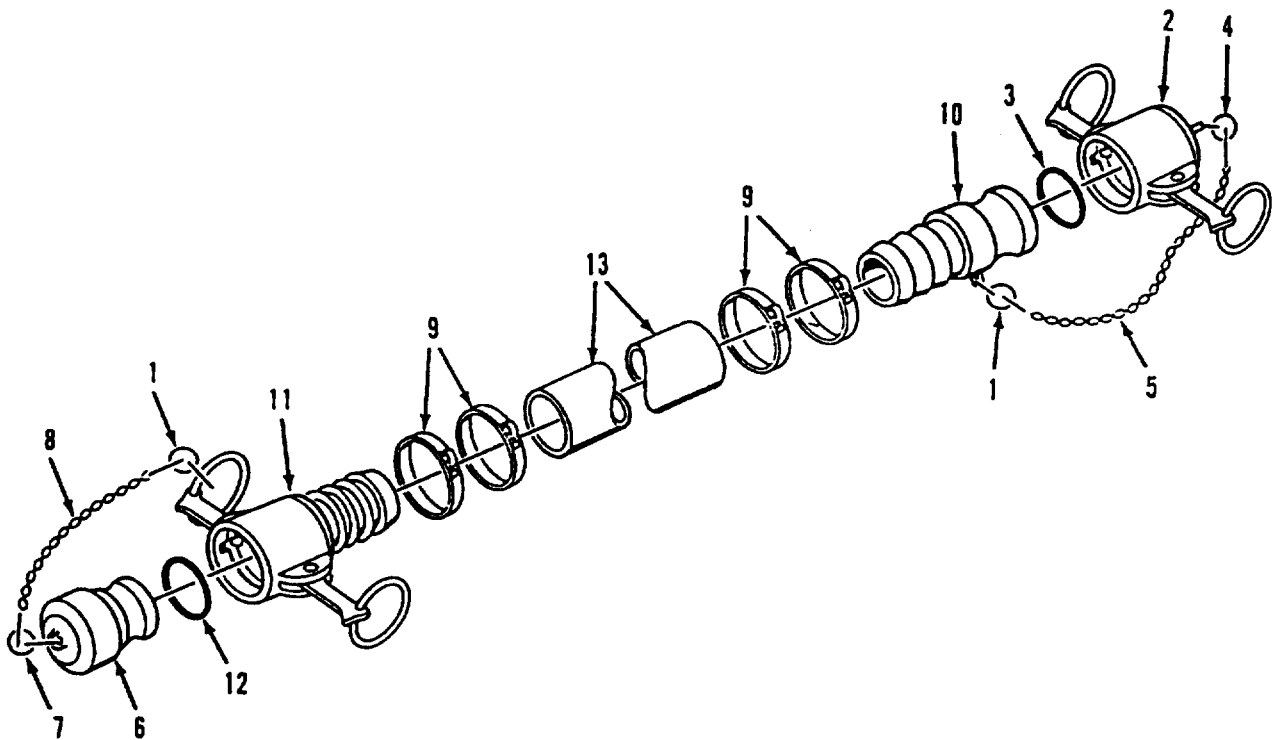


Figure 26. Hose Assembly Suction, Potable Water, 4 Inch X 20 Feet

SECTION II

TM 10-4610-237-20P

(1) ITEM NO	(2) SMR CODE	(3) CAGEC	(4) PART NUMBER	(5) DESCRIPTION AND USABLE ON CODES(UOC)	(6) QTY
GROUP 06 SINGLE TANK CONNECTION KIT					
FIG. 26 HOSE ASSEMBLY, SUCTION, POTABLE WATER, 4 IN X 20 FT					
1	PAOZZ	81718	H01434M	..RING,RETAINING	2
2	PAOOZ	96906	MS27028-17	..CAP,QUICK DISCONN.....	1
3	PCOZZ	96906	MS27030-9	...GASKET.....	1
4	PAOZZ	81718	H01434M	...RING,RETAINING	1
5	MOOZZ	19099	RR-C-271-A	...CHAIN,SASH MAKE FROM BULK P/N: RR-C-271, TYPE II, CLASS 3, LINK SIZE 35, BRONZE CUT TO 19 LINKS.....	1
6	PAOOZ	96906	MS27029-17	..PLUG,QUICK DISCONN.....	1
7	PAOZZ	81718	H01434M	...RING,RETAINING	1
8	MOOZZ	19099	RR-C-271-A	...CHAIN,SASH MAKE FROM BULK P/N: RR-C-271, TYPE II, CLASS 3, LINK SIZE 35, BRONZE CUT TO 19 LINKS.....	1
9	PAOZZ	70847	J215	..CLAMP,HOSE	4
10	PAOZZ	96906	MS27021-17	..COUPLING HALF,QUICK.....	1
11	PAOOZ	96906	MS27025-17	..COUPLING HALF,QUICK.....	1
12	PCOZZ	96906	MS27030-9	...GASKET.....	1
13	XBOZZ	97403	13225E9135-4H	..HOSE,RUBBER,SUCTION 4 IN X 20 FT.....	1

END OF FIGURE

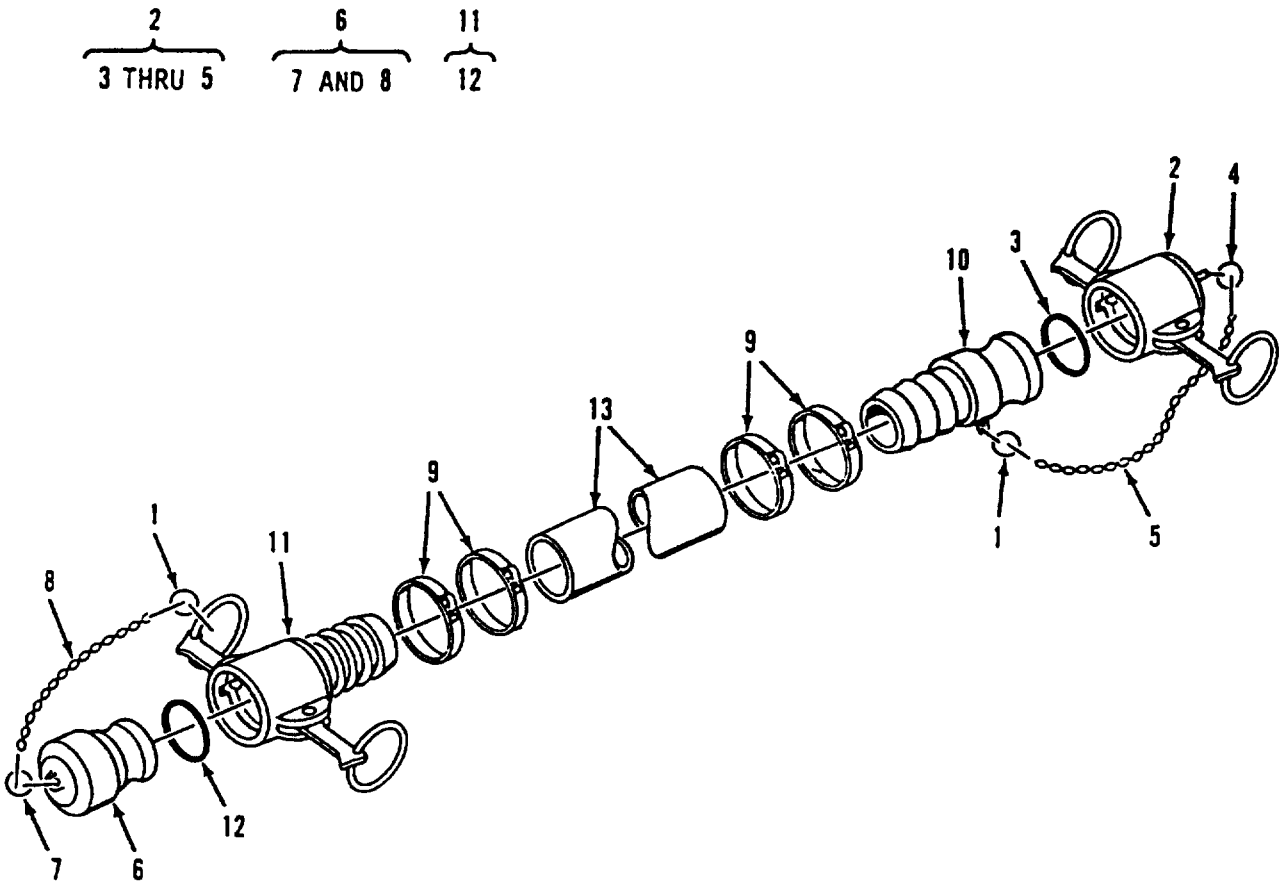


Figure 27. Hose Assembly, Suction, Potable Water, 4 Inch X 10 Feet

SECTION II

TM 10-4610-237-20P

(1) ITEM NO	(2) SMR CODE	(3) CAGEC	(4) PART NUMBER	(5) DESCRIPTION AND USABLE ON CODES(UOC)	(6) QTY
GROUP 06 SINGLE TANK CONNECTION KIT					
FIG. 27 HOSE ASSEMBLY, SUCTION, POTABLE WATER, 4 IN X 10 FT					
1	PAOZZ	81718	H01434M	..RING,RETAINING	2
2	PAOOZ	96906	MS27028-17	..CAP,QUICK DISCONN.....	1
3	PCOZZ	96906	MS27030-9	...GASKET.....	1
4	PAOZZ	81718	H01434M	...RING,RETAINING	1
5	MOOZZ	19099	RR-C-271-A	...CHAIN,SASH MAKE FROM BULK P/N: RR-C-271, TYPE II, CLASS 3, LINK SIZE 35, BRONZE CUT TO 19 LINKS.....	1
6	PAOOZ	96906	MS27029-17	..PLUG,QUICK DISCONN.....	1
7	PAOZZ	81718	H01434M	...RING,RETAINING	1
8	MOOZZ	19099	RR-C-271-A	...CHAIN,SASH MAKE FROM BULK P/N: RR-C-271, TYPE II, CLASS 3, LINK SIZE 35, BRONZE CUT TO 19 LINKS.....	1
9	PAOZZ	70847	J215	..CLAMP,HOSE	4
10	PAOZZ	96906	MS27021-17	..COUPLING HALF,QUICK.....	1
11	PAOOZ	96906	MS27025-17	..COUPLING HALF,QUICK.....	1
12	PCOZZ	96906	MS27030-9	...GASKET.....	1
13	XBOZZ	97403	13225E9135-3H	..HOSE,RUBBER,SUCTION 4 IN X 10 FT	1

END OF FIGURE

2
3 AND 4

9
10

13
14 THRU 16

18
19 THRU 33

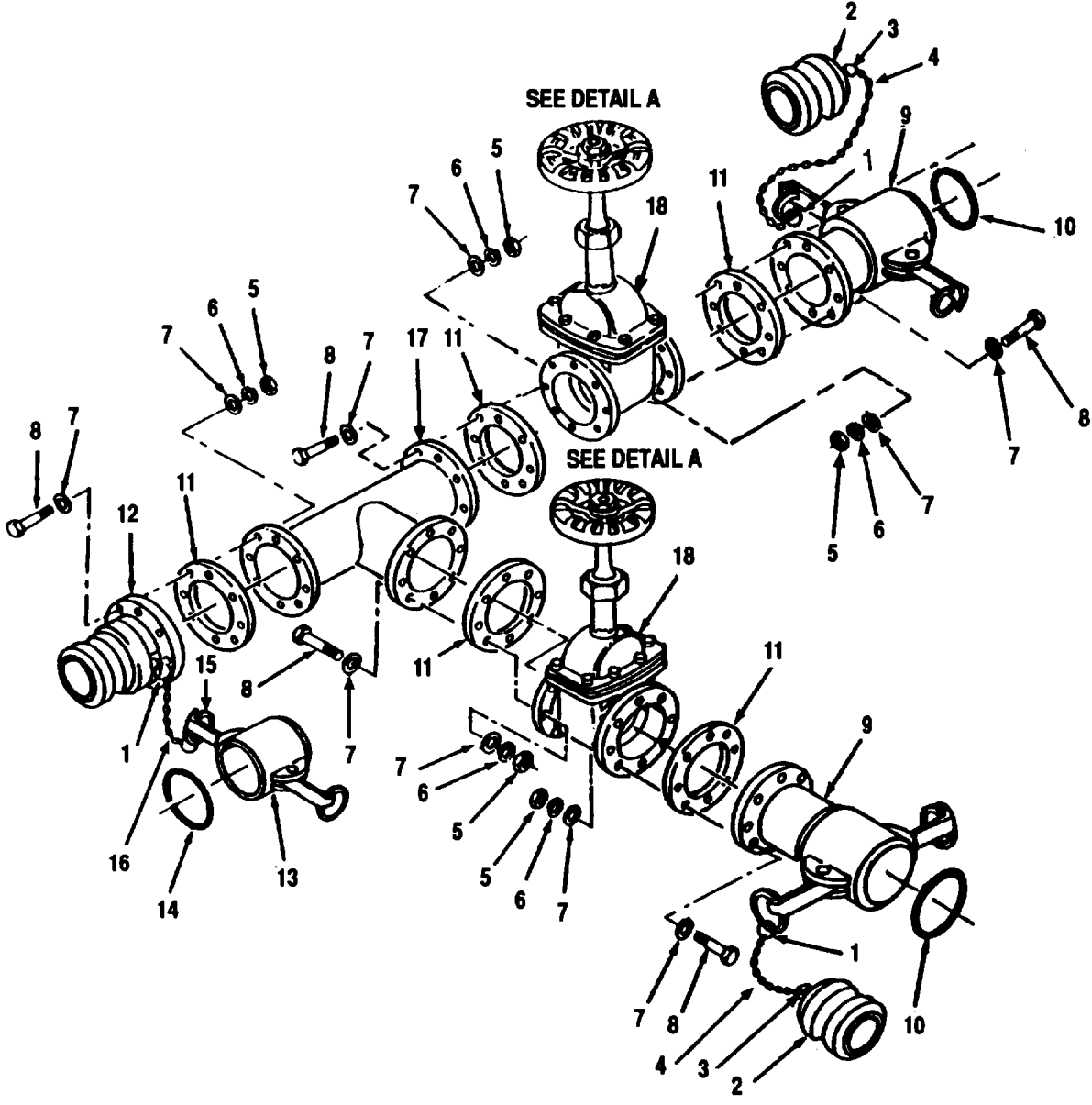


Figure 28. Tee and Dual Gate Valve Assembly (9148-Y1), 4 Inch (Sheet 1 of 2)

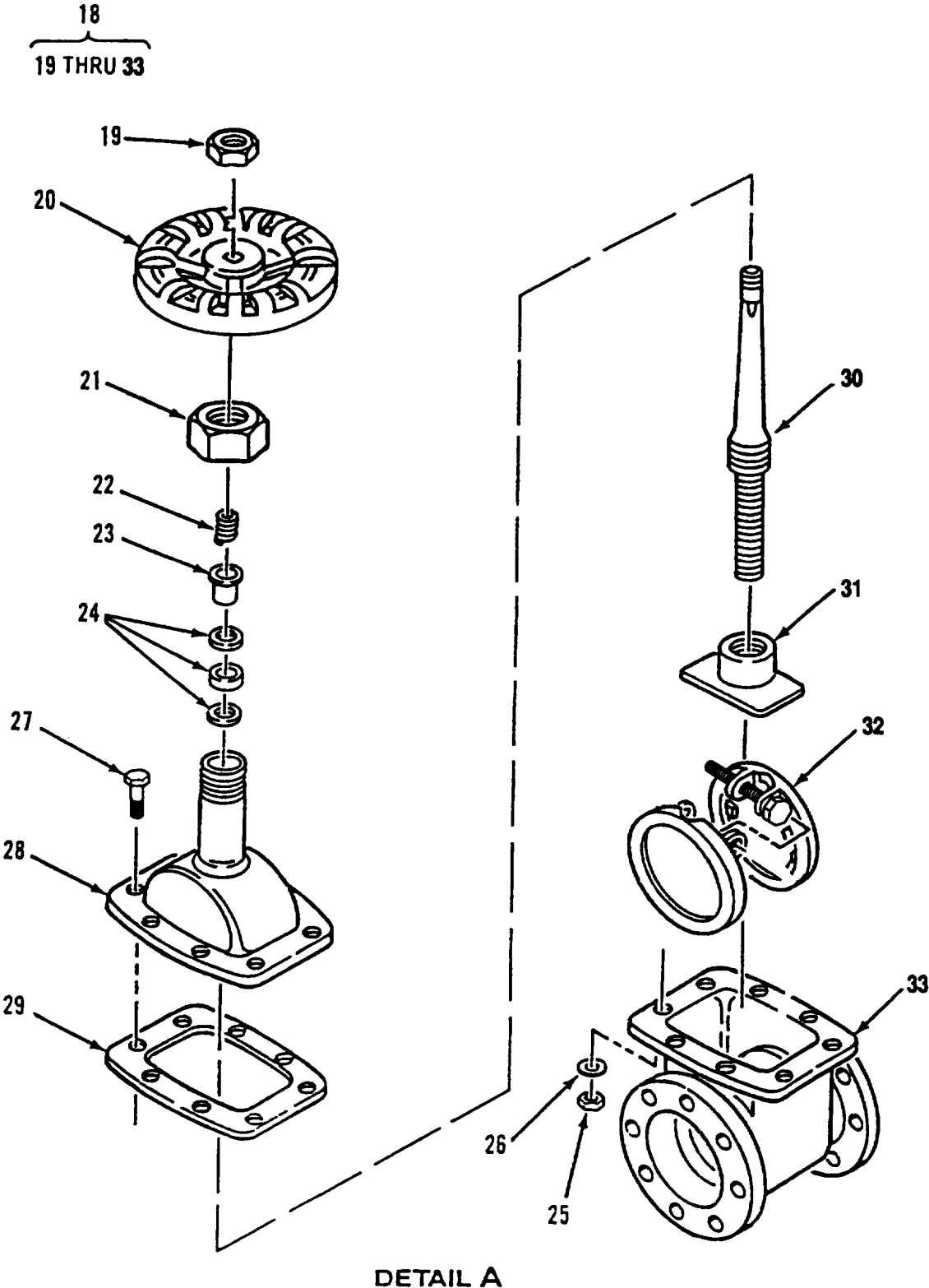


Figure 28. Tee and Dual Gate Valve Assembly (9148-Y1), 4 Inch (Sheet 2 of 2)

SECTION II

TM 10-4610-237-20P

(1) ITEM NO	(2) SMR CODE	(3) CAGEC	(4) PART NUMBER	(5) DESCRIPTION AND USABLE ON CODES(UOC)	(6) QTY
GROUP 06 SINGLE TANK CONNECTION KIT					
FIG. 28 TEE AND DUAL GATE VALVE ASSEMBLY, (9148-Y1), 4 INCH					
1	PAOZZ	81718	H01434M	..RING,RETAINING	3
2	PAOOZ	96906	MS27029-17	..PLUG,QUICK DISCONN.....	2
3	PAOZZ	81718	H01434M	...RING,RETAINING	1
4	MOOZZ	19099	RR-C-271-A	...CHAIN,SASH MAKE FROM BULK P/N:	1
RR-C-271, TYPE II, CLASS 3, LINK SIZE 35, BRONZE.CUT TO 19 LINKS.....					
5	PAOZZ	96906	MS51967-8	..NUT,PLAIN,HEXAGON	40
6	PAOZZ	96906	MS35338-46	..WASHER,LOCK.....	40
7	PAOZZ	96906	MS27183-14	..WASHER,FLAT.....	80
8	PAOZZ	96906	MS90725-65	..SCREW,CAP,HEXAGON H.....	40
9	PAOOZ	96906	MS27027-17	..COUPLING HALF,QUICK.....	2
10	PCOZZ	96906	MS27030-9	...GASKET	1
11	PCOZZ	97403	13220E1069-1	..GASKET.....	5
12	PAOOZ	96906	MS27023-17	..COUPLING HALF,QUICK.....	1
13	PAOOZ	96906	MS27028-17	..CAP,QUICK DISCONN.....	1
14	PCOZZ	96906	MS27030-9	...GASKET.....	1
15	PAOZZ	81718	H01434M	...RING,RETAINING.....	1
16	MOOZZ	19099	RR-C-271-A	...CHAIN,SASH MAKE FROM BULK P/N:	1
RR-C-271, TYPE II, CLASS 3, LINK SIZE 35, BRONZE. CUT TO 19 LINKS.....					
17	PAOZZ	97403	13216E8243	..TEE,FLANGE	1
18	PAOOO	97403	13220E1071	..VALVE,GATE	2
19	PAOZZ	76364	31112-H	...NUT,PLAIN,ROUND.....	1
20	PAOZZ	76364	7660-L	...HANDWHEEL	1
21	PAOZZ	76364	2855-L	...PACKING NUT	1
22	PAOZZ	76364	70171-N	...SPRING,HELICAL,COMP	1
23	PAOZZ	76364	363-H	...RETAINER,PACKING	1
24	PAOZZ	76364	65146-K	...PACKING MATERIAL.....	3
25	PAOZZ	76364	31113-D	...NUT,PLAIN,HEXAGON	8
26	PAOZZ	76364	38084-C	...WASHER,LOCK.....	8
27	PAOZZ	76364	4299-G	...SCREW,CAP,HEXAGON H.....	8
28	XAOZZ	76364	23194-N	...BONNET	1
29	PCOZZ	76364	66173-N	...GASKET.....	1
30	PAOZZ	76364	26264-N	...STEM,FLUID VALVE.....	1
31	PAOZZ	76364	3042-N	...NUT,PLAIN,PLATE	1
32	PAOZZ	76364	84168-N	...DISK,VALVE	1
33	XAOZZ	76364	2093-N	...BODY.....	1

END OF FIGURE




Figure 29. Collapsible Fabric Tank, 20K Gallon

SECTION II

TM 10-4610-237-20P

(1) ITEM NO	(2) SMR CODE	(3) CAGEC	(4) PART NUMBER	(5) DESCRIPTION AND USABLE ON CODES(UOC)	(6) QTY
-------------------	--------------------	--------------	-----------------------	---	------------

GROUP 07 TANK, FABRIC COLLAPSIBLE,
20,000 GALLON

FIG. 29 COLLAPSIBLE FABRIC TANK,
20,000 GALLON

1	PDOOO	81349	MIL-T-53029	TANK,FABRIC COLL 20.....	1
---	-------	-------	-------------	--------------------------	---

END OF FIGURE

29-1

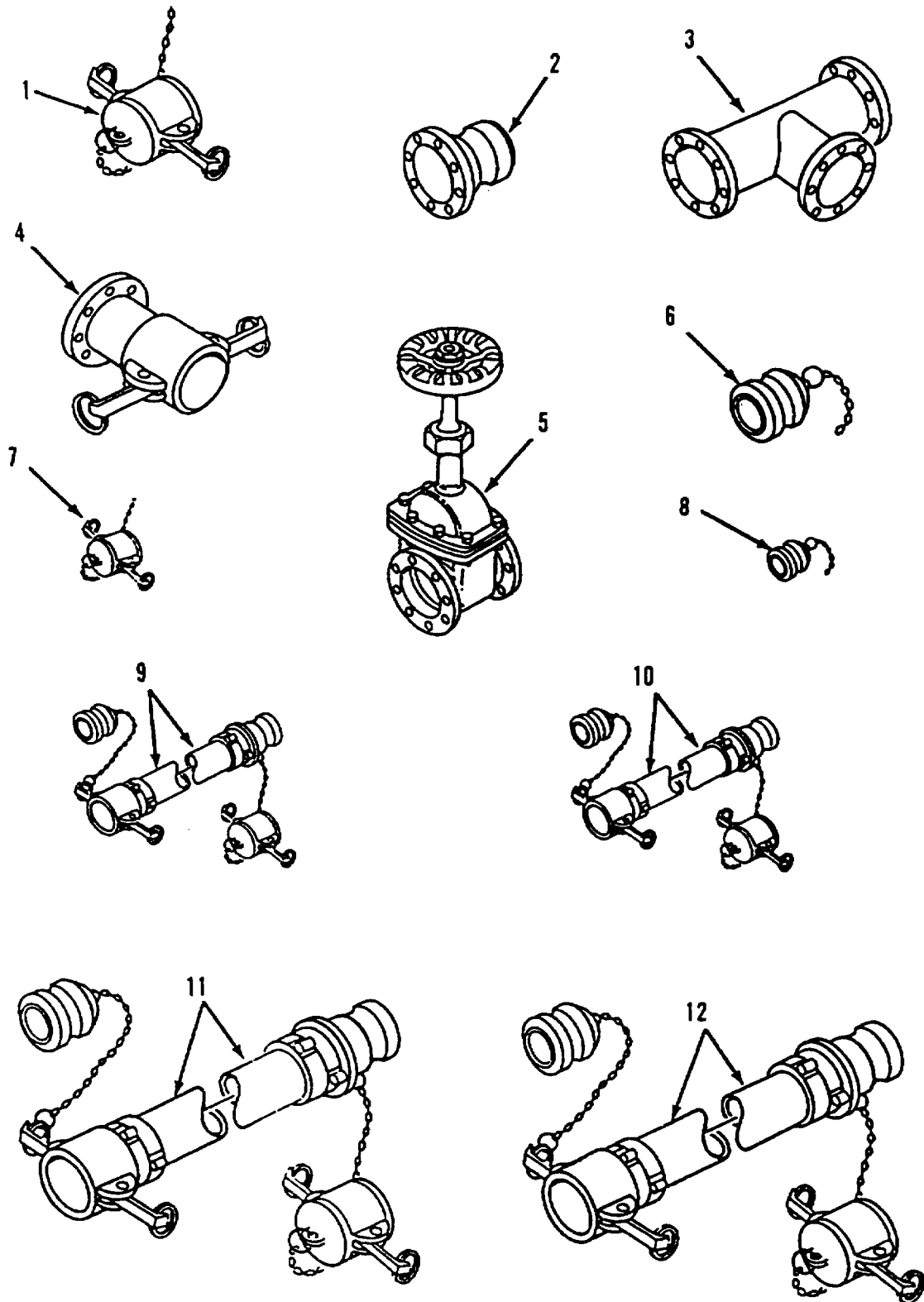


Figure 30. Accessory Kit (Sheet 1 of 4)

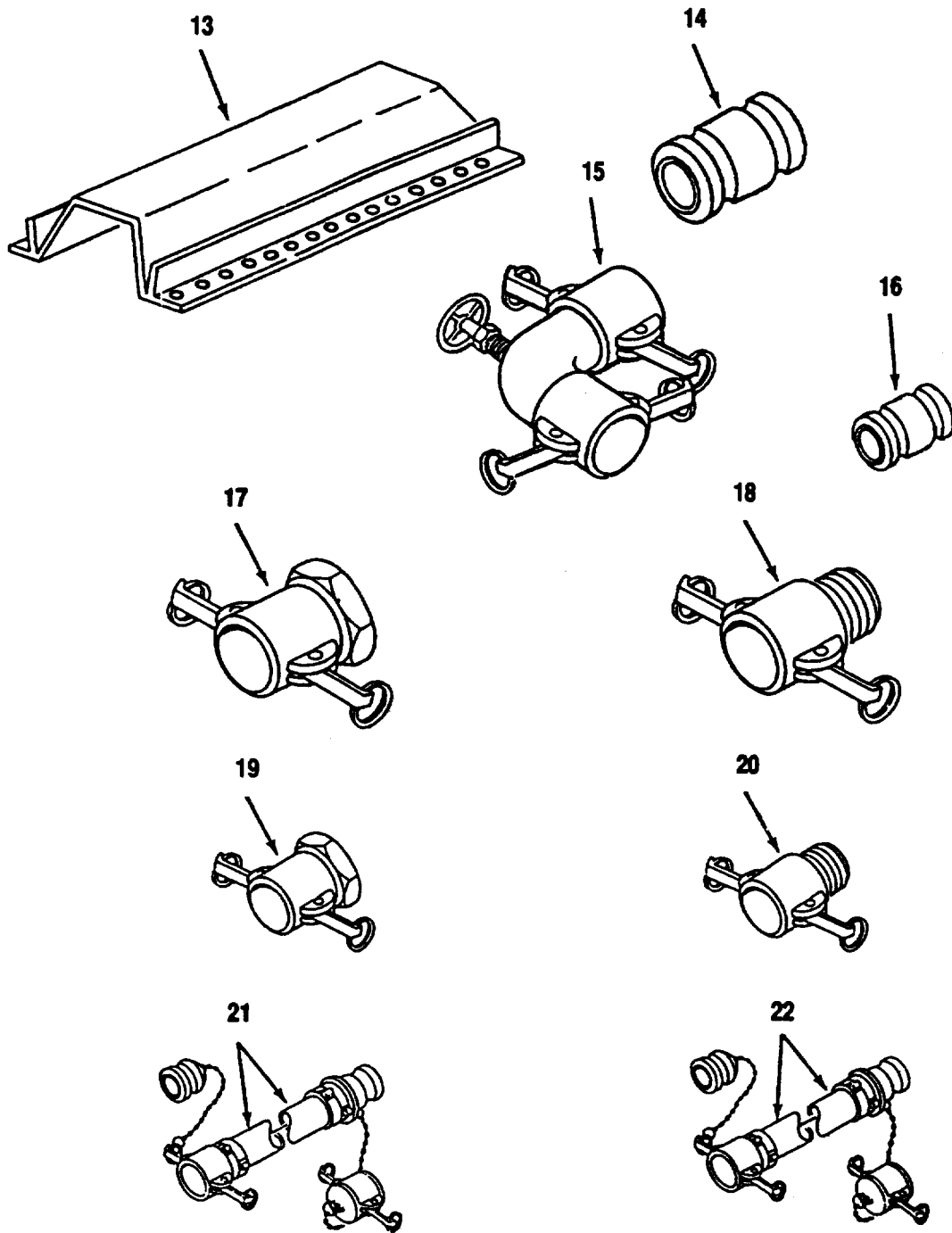


Figure 30. Accessory Kit (Sheet 2 of 4)

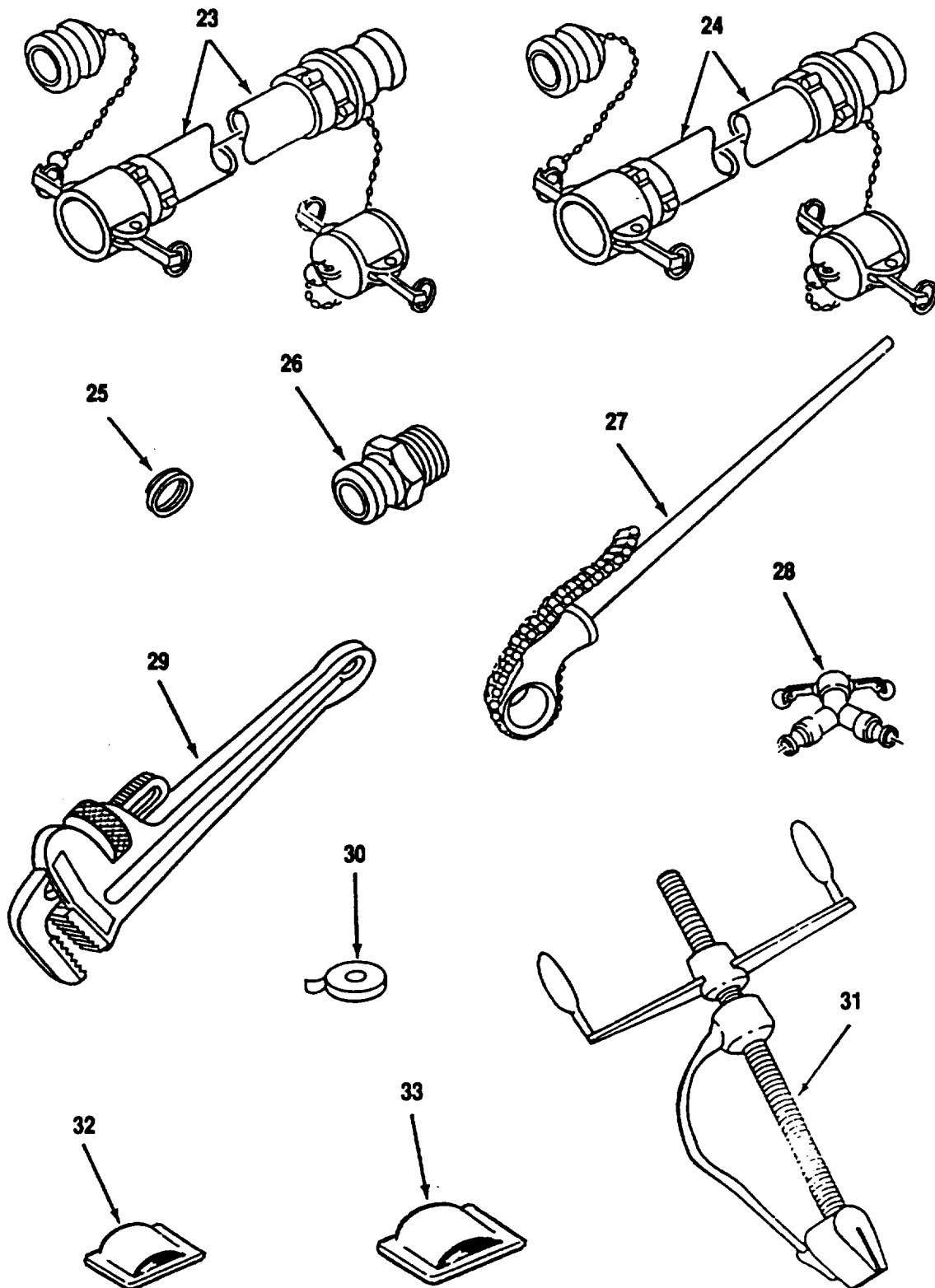


Figure 30. Accessory Kit (Sheet 3 of 4)

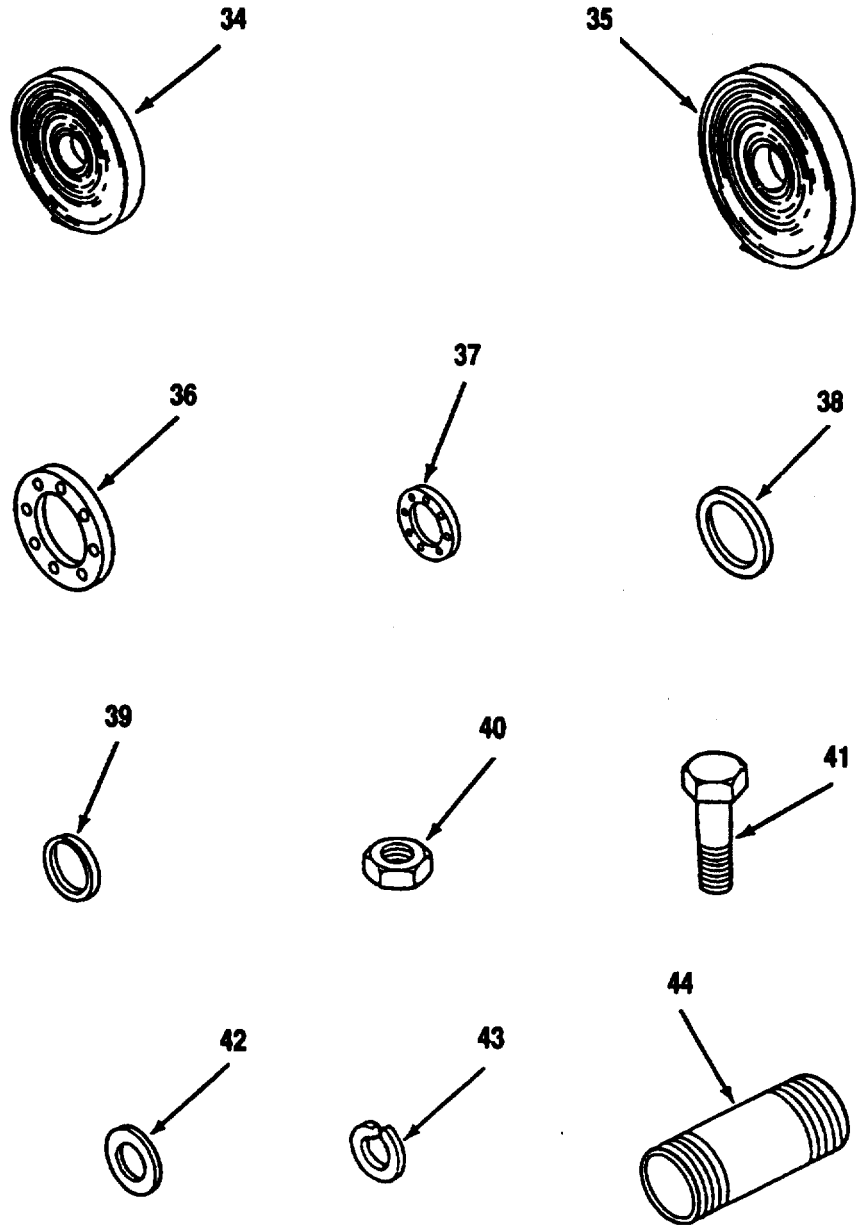


Figure 30. Accessory Kit (Sheet 4 of 4)

SECTION II

TM 10-4610-237-20P

(1) ITEM NO	(2) SMR CODE	(3) CAGEC	(4) PART NUMBER	(5) DESCRIPTION AND USABLE ON CODES(UOC)	(6) QTY
-------------------	--------------------	--------------	-----------------------	---	------------

GROUP 08 ACCESSORY KIT

FIG. 30 ACCESSORY KIT

1	AOOOO PAOZZ	97403 96906	13225E9149 MS27028-17	KIT, ACCESSORYCAP, QUICK DISCONN CAM-LOCKING,	1 2
2	PAOZZ	96906	MS27023-17	CAP, 4 IN, ALUM..... .COUPLING HALF, QUICK CAM-LOCKING,	2
3	PAOZZ	97403	13216E8243	MALE, FLANGED, 4 IN, ALUM..... .TEE, FLANGE 4 IN, ALUM.....	1
4	PAOZZ	96906	MS27027-17	.COUPLING HALF, QUICK CAM-LOCKING,	2
5	PAOZO	97403	13220E1071	FEMALE, FLANGED, 4 IN, ALUM	1
6	PAOZZ	96906	MS27029-17	.VALVE, GATE FLANGED, 4 IN, ALUM	2
7	PAOZZ	96906	MS27028-11	.PLUG, QUICK DISCONN CAM-LOCKING,	3
8	PAOZZ	96906	MS27029-11	PLUG, 4 IN, ALUM..... .CAP, QUICK DISCONN CAM-LOCKING,	3
9	PCOOZ	97403	13225E9136-2	CAP, 2 IN, ALUM..... .PLUG, QUICK DISCONN CAM-LOCKING,	4
10	PCOOZ	97403	13225E9135-2	PLUG, 2 IN, ALUM	1
11	PCOOZ	97403	13225E9136-4	.HOSE ASSEMBLY, NONME DISCHARGE, 2	2
12	PCOOZ	97403	13225E9135-4	IN X 20 FT	1
13	PAOZZ	97403	13200E4793	.HOSE ASSEMBLY, NONME SUCTION, 2 IN.....	2
14	PAOZZ	96906	MS39352-19	X 20 FT	1
15	PAOZZ	97403	13219E0491	.HOSE ASSEMBLY, NONME DISCHARGE, 4	2
16	PAOZZ	96906	MS39352-9	IN X 20 FT	1
17	PAOZZ	96906	MS27024-17	.HOSE ASSEMBLY, NONME SUCTION, 4 IN.....	1
18	PAOZZ	96906	MS27026-17	X 20 FT	2
19	PAOZZ	96906	MS27024-11	.GUARD, ROADWAY CROSS.....	1
20	PAOZZ	96906	MS27026-11	.NIPPLE, QUICK-DISCON CAM-LOCKING,	1
21	PCOOZ	97403	13225E9136-1	4 IN MALE TO 4 IN MALE, ALUM	1
22	PCOOZ	97403	13225E9135-1	.VALVE, ANGLE CAM-LOCKING, FEMALE,	1
23	PCOOZ	97403	13225E9136-3	2 IN	1
24	PCOOZ	97403	13225E9135-3	.NIPPLE, QUICK-DISCON CAM-LOCKING,	1
25	PAOZZ	81718	H01434M	2 IN MALE TO 2 IN MALE, ALUM	1
				.COUPLING HALF, QUICK CAM-LOCKING,	2
				4 IN FEMALE TO 4 IN FEMALE NPT	1
				.COUPLING HALF, QUICK CAM-LOCKING,	1
				4 IN FEMALE TO 4 IN MALE NPT.....	1
				.COUPLING HALF, QUICK CAM-LOCKING,	1
				2 IN FEMALE TO 2 IN FEMALE NPT	1
				.COUPLING HALF, QUICK CAM-LOCKING,	1
				2 IN FEMALE TO 2 IN MALE NPT.....	1
				.HOSE ASSEMBLY, NONME DISCHARGE, 2	1
				IN X 10 FT	1
				.HOSE ASSEMBLY, NONME SUCTION, 2 IN.....	1
				X 10 FT	1
				.HOSE ASSEMBLY, NONME DISCHARGE, 4	1
				IN X 10 FT	1
				.HOSE ASSEMBLY, NONME SUCTION, 4 IN.....	1
				X 10 FT	1
				.RING, RETAINING	5

SECTION II

TM 10-4610-237-20P

(1) ITEM NO	(2) SMR CODE	(3) CAGEC	(4) PART NUMBER	(5) DESCRIPTION AND USABLE ON CODES(UOC)	(6) QTY
26	PAOZZ	96906	MS27022-17	.COUPLING HALF, QUICK CAM-LOCKING,..... 4 IN MALE TO 4 IN MALE NPT, TYPE III	1
27	PAOZZ	81348	GGG-W-651	.WRENCH, CHAIN 42 IN LONG, 1 TO 6 IN PIPE SIZE.	1
28	PAOZZ	97403	13219E0477	.WYE, QUICK DISCONNEC CAM-LOCKING,..... MALE-MALE-FEMALE, 2 IN, ALUM	1
29	PAOZZ	81348	GGG-W-00651	.WRENCH, PIPE 48 IN LONG, PIPE SIZE TO 6 IN	1
30	PCOZZ	81349	MIL-T-27730	.TAPE, ANTISEIZING.....	3
31	PAOZZ	81348	GGG-C-00413	.CLAMPING TOOL, STRAP	1
32	PAOZZ	70847	C254	.SEAL, STRAPPING 0.50 IN WIDE, 100/ BOX	1
33	PAOZZ	70847	C256	.SEAL, STRAPPING 0.75 IN WIDE, 100/ BOX	1
34	PAOZZ	70847	C204	.STRAPPING 0.50 IN WIDE, 100 FT/..... ROLL.	1
35	PAOZZ	70847	C206	.STRAPPING 0.75 IN WIDE, 100 FT/..... ROLL.	1
36	PCOZZ	97403	13220E1069-1	.GASKET FLANGE, 4 IN	18
37	PCOZZ	97403	13220E1069-2	.GASKET FLANGE, 2 INN.....	6
38	PCOZZ	96906	MS27030-9	.GASKET CAM-LOCKING, 4 IN	8
39	PCOZZ	96906	MS27030-6	.GASKET CAM-LOCKING, 2 IN	9
40	PAOZZ	96906	MS51967-8	.NUT, PLAIN, HEXAGON 0.375-16 UNC-2B.....	84
41	PAOZZ	96906	MS90725-65	.SCREW, CAP, HEXAGON H 0.375-16 UNC- 2A X 1.750 LONG.....	84
42	PAOZZ	96906	MS27183-14	.WASHER, FLAT 0.406 IN ID	168
43	PAOZZ	96906	MS35338-46	.WASHER, LOCK 0.375 IN ID	84
44	PAOZZ	81346	ASTM-B687	.NIPPLE, BRASS, 4 DIA 6 IN LONG	1

END OF FIGURE

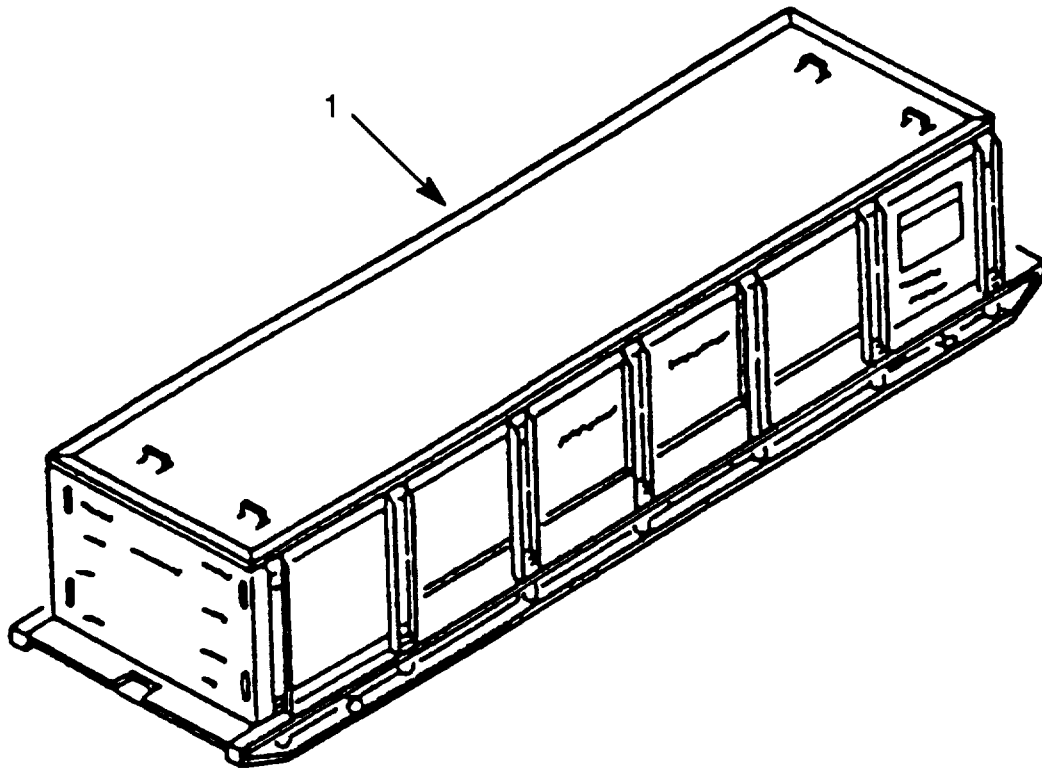


Figure 31. Water Tank Chest

SECTION II

TM 10-4610-237-20P

(1)	(2)	(3)	(4)	(5)	(6)
ITEM	SMR	CAGEC	PART	DESCRIPTION AND USABLE ON CODES(UOC)	
NO	CODE	CAGEC	NUMBER		
QTY					

GROUP 09 WATER TANK CHEST

FIG. 31 WATER TANK CHEST

1	PDOFO	97403	13225E9210	STORAGE CHEST, TANK	1
---	-------	-------	------------	---------------------------	---

END OF FIGURE

31-1

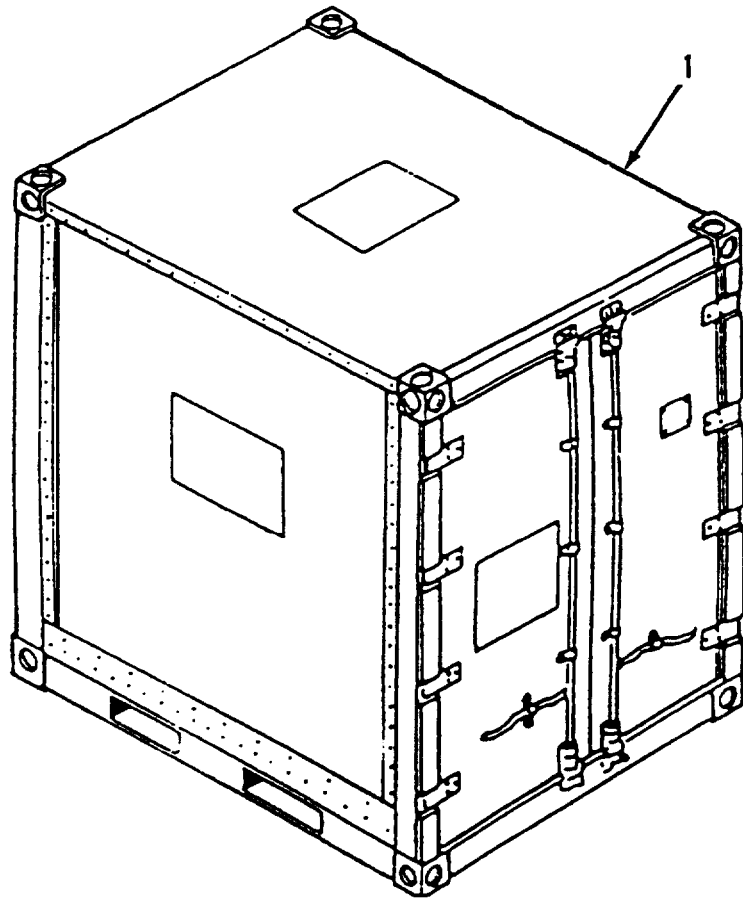


Figure 32. Triple Container

SECTION II

TM 10-4610-237-20P

(1)	(2)	(3)	(4)	(5)	(6)
ITEM	SMR		PART		
NO	CODE	CAGEC	NUMBER	DESCRIPTION AND USABLE ON CODES(UOC)	
	QTY				

GROUP 10 TRIPLE CONTAINER

FIG. 32 TRIPLE CONTAINER

1	PDOFF	81349	MIL-S-28633	TRIPLE CONTAINER.....	1
---	-------	-------	-------------	-----------------------	---

END OF FIGURE

32-1

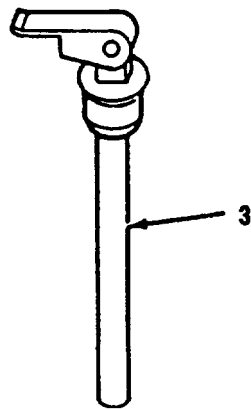
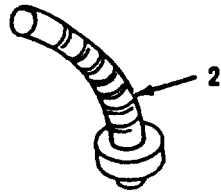
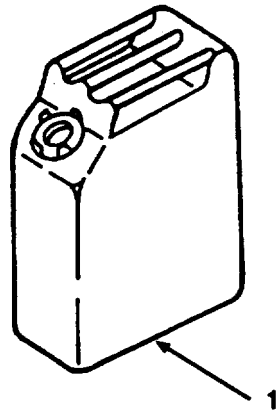


Figure 33. Miscellaneous

SECTION II

TM 10-4610-237-20P

(1)	(2)	(3)	(4)	(5)	(6)
ITEM	SMR	CAGEC	PART	DESCRIPTION AND USABLE ON CODES(UOC)	
NO	CODE	QTY	NUMBER		

GROUP 10 TRIPLE CONTAINER

FIG. 33 MISCELLANEOUS

1	PAOZZ	81349	MIL-C-1283	CAN, GASOLINE.....	2
2	PAOZZ	81349	MIL-S-1285	SPOUT, CAN, FLEXIBLE	1
3	PAOZZ	06076	13211E7541	ADAPTER, CONTAINER.....	1

END OF FIGURE

SECTION II

TM 10-4610-237-20P

(1)	(2)	(3)	(4)	(5)	(6)
ITEM	SMR		PART		
NO	CODE	CAGEC	NUMBER	DESCRIPTION AND USABLE ON CODES(UOC)	
	QTY				

GROUP 11 BULK MATERIAL

FIG. BULK

1	PAOZZ	81348	RRC271	CHAIN, WELDLESS.....	1
---	-------	-------	--------	----------------------	---

END OF FIGURE

BULK-1

CROSS-REFERENCE INDEXES
NATIONAL STOCK NUMBER INDEX

STOCK NUMBER	FIG.	ITEM	STOCK NUMBER	FIG.	ITEM
5340-00-066-1235	33	3	5330-00-612-2414	16	7
4730-00-078-2519	7	9		16	13
	13	9		17	3
	23	9		17	12
	24	9		18	6
	26	9		18	10
	27	9		19	3
4730-00-079-1362	16	11		19	11
5310-00-080-6004	6	11		20	3
	12	11		20	12
	25	8		30	39
	28	7	4730-00-640-6156	6	2
	30	42		7	2
4730-00-088-9285	5	9		12	2
	11	9		13	2
	18	9		23	2
	19	10		24	2
	30	20		25	2
4730-00-088-9286	30	17		26	2
7240-00-177-6154	33	2		27	2
4730-00-203-1010	2	1		28	13
4730-00-203-9766	3	9		30	1
4730-00-222-1844	16	14	4730-00-640-6188	6	6
7240-00-222-3088	33	1		7	6
5340-00-244-7325	30	32		12	6
5340-00-244-7327	30	33		13	6
5340-00-245-9438	30	34		23	6
5340-00-245-9440	30	35		24	6
5120-00-277-1482	30	29		25	14
5120-00-278-9925	30	31		26	6
4730-00-360-0592	3	10		27	6
5330-00-360-0595	2	2		28	2
	3	3		30	6
	3	12	4730-00-649-7388	7	10
4730-00-360-0943	4	11		13	10
	10	11		23	10
	17	11		24	10
	20	11		26	10
5330-00-367-5005	25	23		27	10
	28	23	4730-00-649-9100	4	2
5330-00-612-2414	1	4		5	5
	4	3		10	2
	4	12		11	5
	5	6		16	6
	5	10		17	2
	10	3		18	5
	10	12		19	2
	11	6		20	2
	11	10		30	7
	16	2	4730-00-649-9103	16	12

**CROSS-REFERENCE INDEXES
NATIONAL STOCK NUMBER INDEX**

STOCK NUMBER	FIG.	ITEM	STOCK NUMBER	FIG.	ITEM
4730-00-649-9103	30	19	5330-00-899-4509	26	3
4730-00-649-9118	30	18		26	12
5340-00-653-0353	25	20		27	3
	28	20		27	12
4730-00-684-6556	25	21		28	10
	28	21		28	14
5310-00-732-0558	6	9		30	38
	12	9	4730-00-915-5127	4	6
	25	6		5	2
	28	5		10	6
	30	40		11	2
5315-00-812-1236	8	4		16	15
	14	4		17	6
4730-00-823-5316	3	6		18	2
5315-00-839-5820	8	3		19	6
	14	3		20	6
4730-00-840-0797	30	26		30	8
4730-00-840-5346	6	17	5365-00-926-5411	3	1
	12	17		3	4
	25	17		3	7
	28	17		4	1
	30	3		4	4
4730-00-840-5347	6	14		4	7
	12	14		5	1
	25	10		5	3
	28	12		5	7
	30	2		6	1
4730-00-840-5348	6	15		6	4
	12	15		6	7
	25	12		7	1
	28	9		7	4
	30	4		7	7
4730-00-869-5246	3	2		10	1
5330-00-899-4509	1	8		10	4
	6	3		10	7
	6	16		11	1
	7	3		11	3
	7	12		11	7
	9	4		12	1
	12	3		12	4
	12	16		12	7
	13	3		13	1
	13	12		13	4
	16	20		13	7
	23	3		16	8
	23	12		16	16
	24	3		17	1
	24	12		17	4
	25	3		17	7
	25	13		18	1

CROSS-REFERENCE INDEXES
NATIONAL STOCK NUMBER INDEX

STOCK NUMBER	FIG.	ITEM	STOCK NUMBER	FIG.	ITEM	
5365-00-926-5411	18	3	4930-01-120-7426	1	11	
	18	7		9	7	
	19	1	5411-01-132-1269	32	1	
	19	4		4720-01-138-8986	1	5
	19	7		9	1	
	20	1		16	3	
	20	4		30	9	
	20	7	4720-01-140-6288	1	10	
	23	1		9	6	
	23	4		22	2	
	23	7		30	11	
	24	1	5330-01-141-1864	6	13	
	24	4		12	13	
	24	7		25	11	
	25	1		28	11	
	25	4		30	36	
	25	15	4820-01-159-0439	25	18	
	26	1		28	18	
	26	4		30	5	
	26	7	4720-01-163-4682	22	1	
	27	1		30	23	
	27	4	4720-01-163-4683	30	22	
	27	7	4720-01-163-4684	16	18	
	28	1		30	10	
	28	3	4720-01-163-4685	22	5	
	28	15		30	24	
	30	25	4720-01-163-5088	30	21	
	4730-00-935-1613	30	14	4720-01-163-5089	22	4
	4730-00-938-7996	4	10		30	12
		10	10	5330-01-167-6542	30	37
17		10	4820-01-167-6550	30	15	
4730-00-938-7997	20	10	4720-01-174-8173	1	2	
	5	11	4730-01-186-0821	16	1	
	11	11	5360-01-194-6069	25	22	
	16	10		28	22	
	18	11	5330-01-197-3583	25	29	
4730-00-948-1722	3	11	4730-01-235-9769	7	11	
4030-00-948-7315	8	1		13	11	
	14	1		23	11	
4730-00-951-3295	1	3		24	11	
3835-00-967-9029	30	13		26	11	
4730-01-009-1735	30	16		27	11	
4730-01-064-0560	1	7	4820-01-351-9736	25	32	
	9	3		28	32	
	16	19	5430-01-352-1397	31	1	
4730-01-068-5070	30	28	4820-01-352-3694	25	30	
5310-01-077-9647	25	26		28	30	
	28	26	5310-01-354-6405	25	31	
4730-01-109-0790	2	3		28	31	

CROSS-REFERENCE INDEXES
NATIONAL STOCK NUMBER INDEX

STOCK NUMBER	FIG.	ITEM	STOCK NUMBER	FIG.	ITEM
4820-01-377-8185	5	12			
	11	12			
	18	12			
4820-01-380-8544	19	12			
5310-01-381-5740	25	19			
	28	19			
5310-01-383-1655	5	13			
	11	13			
	18	13			
5330-01-393-6790	25	24			
	28	24			
4010-01-394-3906	2	6			

CROSS-REFERENCE INDEXES

PART NUMBER INDEX			FIG.	ITEM
CAGEC	PART NUMBER	STOCK NUMBER		
81346	ASTM-B687		30	44
70847	C204	5340-00-245-9438	30	34
70847	C206	5340-00-245-9440	30	35
70847	C254	5340-00-244-7325	30	32
70847	C256	5340-00-244-7327	30	33
76364	GATE 1151	4820-01-377-8185	5	12
			11	12
			18	12
81348	GGG-C-00413	5120-00-278-9925	30	31
81348	GGG-W-00651	5120-00-277-1482	30	29
81348	GGG-W-651		30	27
81718	H01434M	5365-00-926-5411	3	1
				3
				3
				4
				1
				4
				4
				7
				1
				3
				7
				1
				4
				7
				7
				1
				4
				7
				7
				1
				3
				7
				8
				16
				16
				1
				4
				7
				1
				4
				7
				1
				4

CROSS-REFERENCE INDEXES

		PART NUMBER INDEX							
CAGEC	PART NUMBER		STOCK NUMBER	FIG.	ITEM				
81718	H01434M		5365-00-926-5411	20	7				
				23	1				
				23	4				
				23	7				
				24	1				
				24	4				
				24	7				
				25	1				
				25	4				
				25	15				
				26	1				
				26	4				
				26	7				
				27	1				
				27	4				
				27	7				
				28	1				
				28	3				
				28	15				
				30	25				
70847	J210			4	9				
				10	9				
				17	9				
70847	J215		4730-00-078-2519	20	9				
				7	9				
				13	9				
				23	9				
				24	9				
81349	MIL-C-1283		7240-00-222-3088	26	9				
				27	9				
				33	1				
				21	1				
				81349	MIL-P-52109			33	2
								33	2
				81349	MIL-S-1285		7240-00-177-6154	32	1
				81349	MIL-S-28633		5411-01-132-1269	30	30
				81349	MIL-T-27730			29	1
				81349	MIL-T-53029			15	1
81349	MILH12732			8	4				
96906	MS20392-3C35		5315-00-812-1236	14	4				
96906	MS24665-134		5315-00-839-5820	8	3				
				14	3				
96906	MS27020-11		4730-00-079-1362	16	11				
96906	MS27021-11		4730-00-938-7996	4	10				
				10	10				
				17	10				
				20	10				
				7	10				
96906	MS27021-17		4730-00-649-7388	13	10				
				23	10				
				24	10				
				24	10				
				26	10				

CROSS-REFERENCE INDEXES

PART NUMBER INDEX

CAGEC	PART NUMBER	STOCK NUMBER	FIG.	ITEM
96906	MS27021-17	4730-00-649-7388	27	10
96906	MS27021-9	4730-00-360-0592	3	10
96906	MS27022-11	4730-00-938-7997	5	11
			11	11
			16	10
			18	11
			19	9
96906	MS27022-17	4730-00-840-0797	30	26
96906	MS27023-17	4730-00-840-5347	6	14
			12	14
			25	10
			28	12
			30	2
96906	MS27024-11	4730-00-649-9103	16	12
			30	19
96906	MS27024-17	4730-00-088-9286	30	17
96906	MS27025-11	4730-00-360-0943	4	11
			10	11
			17	11
			20	11
96906	MS27025-17	4730-01-235-9769	7	11
			13	11
			23	11
			24	11
			26	11
			27	11
96906	MS27025-9	4730-00-948-1722	3	11
96906	MS27026-11	4730-00-088-9285	5	9
			11	9
			18	9
			19	10
			30	20
96906	MS27026-17	4730-00-649-9118	30	18
96906	MS27026-9	4730-00-203-1010	2	1
96906	MS27027-17	4730-00-840-5348	6	15
			12	15
			25	12
			28	9
			30	4
96906	MS27028-11	4730-00-649-9100	4	2
			5	5
			10	2
			11	5
			16	6
			17	2
			18	5
			19	2
			20	2
			30	7
96906	MS27028-17	4730-00-640-6156	6	2
			7	2

CROSS-REFERENCE INDEXES

PART NUMBER INDEX

CAGEC	PART NUMBER	STOCK NUMBER	FIG.	ITEM
96906	MS27028-17	4730-00-640-6156	12	2
			13	2
			23	2
			24	2
			25	2
			26	2
			27	2
			28	13
			30	1
			96906	MS27028-9
96906	MS27029-11	4730-00-915-5127	4	6
			5	2
			10	6
			11	2
			16	15
			17	6
			18	2
			19	6
			20	6
			30	8
96906	MS27029-17	4730-00-640-6188	6	6
			7	6
			12	6
			13	6
			23	6
			24	6
			25	14
			26	6
			27	6
			28	2
30	6			
96906	MS27029-9	4730-00-823-5316	3	6
96906	MS27030-5	5330-00-360-0595	2	2
			3	3
			3	12
96906	MS27030-6	5330-00-612-2414	1	4
			4	3
			4	12
			5	6
			5	10
			10	3
			10	12
			11	6
			11	10
			16	2
			16	7
			16	13
			17	3
			17	12
			18	6
			18	10

CROSS-REFERENCE INDEXES

CAGEC	PART NUMBER	PART NUMBER INDEX		FIG.	ITEM
		PART NUMBER	STOCK NUMBER		
96906	MS27030-6		5330-00-612-2414	19	3
				19	11
				20	3
				20	12
				30	39
96906	MS27030-9		5330-00-899-4509	1	8
				6	3
				6	16
				7	3
				7	12
				9	4
				12	3
				12	16
				13	3
				13	12
				16	20
				23	3
				23	12
				24	3
				24	12
				25	3
				25	13
				26	3
				26	12
				27	3
27	12				
28	10				
28	14				
30	38				
96906	MS27183-14		5310-00-080-6004	6	11
				12	11
				25	8
				28	7
96906	MS35338-46			30	42
				6	10
				12	10
				25	7
96906	MS39352-19		4730-00-935-1613	28	6
				30	43
				30	14
				30	16
96906	MS39352-9		4730-01-009-1735	1	7
96906	MS49000-17		4730-01-064-0560	9	3
96906	MS49000-19		4730-01-186-0821	16	19
				16	1
96906	MS49000-5		4730-00-951-3295	1	3
96906	MS51846-152		4730-00-222-1844	16	14
96906	MS51967-8		5310-00-732-0558	6	9
				12	9
				25	6
				28	5
				28	5

CROSS-REFERENCE INDEXES

PART NUMBER INDEX

CAGEC	PART NUMBER	STOCK NUMBER	FIG.	ITEM
96906	MS51967-8	5310-00-732-0558	30	40
96906	MS87006-33	4030-00-948-7315	8	1
			14	1
96906	MS90725-65		6	12
			12	12
			25	9
			28	8
			30	41
77414	P9	4730-00-203-9766	3	9
19099	RR-C-271-A		3	5
			3	8
			4	5
			4	8
			5	4
			5	8
			6	5
			6	8
			7	5
			7	8
			10	5
			10	8
			11	4
			11	8
			12	5
			12	8
			13	5
			13	8
			16	9
			16	17
			17	5
			17	8
			18	4
			18	8
			19	5
			19	8
			20	5
			20	8
			23	5
			23	8
			24	5
			24	8
			25	5
			25	16
			26	5
			26	8
			27	5
			27	8
			28	4
			28	16
19099	RR-C-271-B		8	2
			14	2

CROSS-REFERENCE INDEXES

		PART NUMBER INDEX			
CAGEC	PART NUMBER		STOCK NUMBER	FIG.	ITEM
81348	RRC271			BULK	1
41592	122WA-0300		4730-01-109-0790	2	3
97403	13200E4793		3835-00-967-9029	30	13
06076	13211E7541		5340-00-066-1235	33	3
97403	13216E8243		4730-00-840-5346	6	17
				12	17
				25	17
				28	17
				30	3
97403	13219E0477		4730-01-068-5070	30	28
97403	13219E0491		4820-01-167-6550	30	15
97403	13220E1069-1		5330-01-141-1864	6	13
				12	13
				25	11
				28	11
				30	36
97403	13220E1069-2		5330-01-167-6542	30	37
97403	13220E1071		4820-01-159-0439	25	18
				28	18
				30	5
97403	13225E9113			16	
97403	13225E9113-Y2			1	6
				9	2
				16	4
97403	13225E9113-Y3			16	5
97403	13225E9117			1	
97403	13225E9117-Y			1	1
97403	13225E9117-Y1			1	9
				9	5
97403	13225E9132			9	
97403	13225E9135-1		4720-01-163-4683	30	22
97403	13225E9135-2		4720-01-163-4684	16	18
				30	10
97403	13225E9135-2H			20	13
97403	13225E9135-3		4720-01-163-4685	22	5
				30	24
97403	13225E9135-3H			27	13
97403	13225E9135-4		4720-01-163-5089	22	4
				30	12
97403	13225E9135-4H			26	13
97403	13225E9136-1		4720-01-163-5088	30	21
97403	13225E9136-11		4720-01-174-8173	1	2
97403	13225E9136-11H			3	13
97403	13225E9136-2		4720-01-138-8986	1	5
				9	1
				16	3
				30	9
97403	13225E9136-2H			4	13
				10	13
				17	13
97403	13225E9136-3		4720-01-163-4682	22	1

CROSS-REFERENCE INDEXES

		PART NUMBER INDEX			
CAGEC	PART NUMBER		STOCK NUMBER	FIG.	ITEM
97403	13225E9136-3		4720-01-163-4682	30	23
97403	13225E9136-3H			23	13
97403	13225E9136-4		4720-01-140-6288	1	10
				9	6
				22	2
				30	11
97403	13225E9136-4H			7	13
				13	13
				24	13
97403	13225E9140		4930-01-120-7426	1	11
				9	7
97403	13225E9145			8	6
				14	6
97403	13225E9146			8	5
				14	5
97403	13225E9148			22	
97403	13225E9148-Y1			22	6
97403	13225E9148-Y2			22	3
97403	13225E9149			30	
97403	13225E9210		5430-01-352-1397	31	1
76364	1516-J			19	19
76364	201-4-J-150			5	22
				11	22
				18	22
76364	2093-N			25	33
				28	33
41592	231A--0102 XAA			2	20
41592	231A--0103 MCA			2	9
41592	231A--0112 2S			2	11
41592	231A--0201 MBA			2	26
41592	231A--0205 AT			2	8
41592	231A--0220 2P			2	19
41592	231A--0909 2D			2	15
41592	231AF-0110 21			2	17
41592	231AF-0111 21			2	16
41592	231AF-0114 21			2	18
41592	231AF-0115 21			2	12
41592	231AF-0116 21			2	25
41592	231AF-0117 21			2	22
41592	231AF-0118 21			2	21
41592	231AF-0913 2D			2	13
41592	231APC0123 2C		4010-01-394-3906	2	6
41592	231APC0123 2H			2	5
41592	231APM0107 21			2	23
41592	231APM0222 XAA			2	7
41592	231AW-0200			2	4
41592	231AW-0219 2P			2	24
41592	231SS-0108 21			2	14
76364	23194-N			25	28
				28	28
76364	2328-J-150			5	19

CROSS-REFERENCE INDEXES

PART NUMBER INDEX

CAGEC	PART NUMBER	STOCK NUMBER	FIG.	ITEM
76364	2328-J-150		11	19
			18	19
41592	235---0509 2G		2	10
76364	26148-J-155		5	20
			11	20
			18	20
76364	26264-N	4820-01-352-3694	25	30
			28	30
76364	282-H-210		5	15
			11	15
			18	15
76364	2855-L	4730-00-684-6556	25	21
			28	21
76364	3014-B		19	16
76364	3042-N	5310-01-354-6405	25	31
			28	31
76364	31112-H	5310-01-381-5740	25	19
			28	19
76364	31113-D		25	25
			28	25
76364	3116-K-210	5310-01-383-1655	5	13
			11	13
			18	13
76364	3205-J-150		5	18
			11	18
			18	18
76364	363-H	5330-00-367-5005	25	23
			28	23
76364	3639-J-220		5	16
			11	16
			18	16
76364	38084-C	5310-01-077-9647	25	26
			28	26
76364	3892-J		19	18
76364	4046-J		19	13
76364	4210-J		19	14
76364	4299-G		25	27
			28	27
76364	4310-J-150		5	21
			11	21
			18	21
76364	4404-J		19	17
76364	509	4820-01-380-8544	19	12
76364	5979-H		19	15
76364	65103-J-992		5	17
			11	17
			18	17
76364	65146-K	5330-01-393-6790	25	24
			28	24
76364	66173-N	5330-01-197-3583	25	29
			28	29

CROSS-REFERENCE INDEXES

PART NUMBER INDEX			FIG.	ITEM
CAGEC	PART NUMBER	STOCK NUMBER		
76364	70171-N	5360-01-194-6069	25	22
			28	22
76364	76400-437-C66		5	14
			11	14
			18	14
76364	7660-L	5340-00-653-0353	25	20
			28	20
76364	84168-N	4820-01-351-9736	25	32
			28	32

CROSS-REFERENCE INDEXES

FIGURE AND ITEM NUMBER INDEX

FIG.	ITEM	STOCK NUMBER	CAGEC	PART NUMBER
BULK	1		81348	RRC271
1			97403	13225E9117
1	1		97403	13225E9117-Y
1	2	4720-01-174-8173	97403	13225E9136-11
1	3	4730-00-951-3295	96906	MS49000-5
1	4	5330-00-612-2414	96906	MS27030-6
1	5	4720-01-138-8986	97403	13225E9136-2
1	6		97403	13225E9113-Y2
1	7	4730-01-064-0560	96906	MS49000-17
1	8	5330-00-899-4509	96906	MS27030-9
1	9		97403	13225E9117-Y1
1	10	4720-01-140-6288	97403	13225E9136-4
1	11	4930-01-120-7426	97403	13225E9140
2	1	4730-00-203-1010	96906	MS27026-9
2	2	5330-00-360-0595	96906	MS27030-5
2	3	4730-01-109-0790	41592	122WA-0300
2	4		41592	231AW-0200
2	5		41592	231APC0123 2H
2	6	4010-01-394-3906	41592	231APC0123 2C
2	7		41592	231APM0222 XAA
2	8		41592	231A--0205 AT
2	9		41592	231A--0103 MCA
2	10		41592	235---0509 2G
2	11		41592	231A--0112 2S
2	12		41592	231AF-0115 21
2	13		41592	231AF-0913 2D
2	14		41592	231SS-0108 21
2	15		41592	231A--0909 2D
2	16		41592	231AF-0111 21
2	17		41592	231AF-0110 21
2	18		41592	231AF-0114 21
2	19		41592	231A--0220 2P
2	20		41592	231A--0102 XAA
2	21		41592	231AF-0118 21
2	22		41592	231AF-0117 21
2	23		41592	231APM0107 21
2	24		41592	231AW-0219 2P
2	25		41592	231AF-0116 21
2	26		41592	231A--0201 MBA
3	1	5365-00-926-5411	81718	H01434M
3	2	4730-00-869-5246	96906	MS27028-9
3	3	5330-00-360-0595	96906	MS27030-5
3	4	5365-00-926-5411	81718	H01434M
3	5		19099	RR-C-271-A
3	6	4730-00-823-5316	96906	MS27029-9
3	7	5365-00-926-5411	81718	H01434M
3	8		19099	RR-C-271-A
3	9	4730-00-203-9766	77414	P9
3	10	4730-00-360-0592	96906	MS27021-9
3	11	4730-00-948-1722	96906	MS27025-9
3	12	5330-00-360-0595	96906	MS27030-5

CROSS-REFERENCE INDEXES

FIGURE AND ITEM NUMBER INDEX

FIG.	ITEM	STOCK NUMBER	CAGEC	PART NUMBER
3	13		97403	13225E9136-11H
4	1	5365-00-926-5411	81718	H01434M
4	2	4730-00-649-9100	96906	MS27028-11
4	3	5330-00-612-2414	96906	MS27030-6
4	4	5365-00-926-5411	81718	H01434M
4	5		19099	RR-C-271-A
4	6	4730-00-915-5127	96906	MS27029-11
4	7	5365-00-926-5411	81718	H01434M
4	8		19099	RR-C-271-A
4	9		70847	J210
4	10	4730-00-938-7996	96906	MS27021-11
4	11	4730-00-360-0943	96906	MS27025-11
4	12	5330-00-612-2414	96906	MS27030-6
4	13		97403	13225E9136-2H
5	1	5365-00-926-5411	81718	H01434M
5	2	4730-00-915-5127	96906	MS27029-11
5	3	5365-00-926-5411	81718	H01434M
5	4		19099	RR-C-271-A
5	5	4730-00-649-9100	96906	MS27028-11
5	6	5330-00-612-2414	96906	MS27030-6
5	7	5365-00-926-5411	81718	H01434M
5	8		19099	RR-C-271-A
5	9	4730-00-088-9285	96906	MS27026-11
5	10	5330-00-612-2414	96906	MS27030-6
5	11	4730-00-938-7997	96906	MS27022-11
5	12	4820-01-377-8185	76364	GATE 1151
5	13	5310-01-383-1655	76364	3116-K-210
5	14		76364	76400-437-C66
5	15		76364	282-H-210
5	16		76364	3639-J-220
5	17		76364	65103-J-992
5	18		76364	3205-J-150
5	19		76364	2328-J-150
5	20		76364	26148-J-155
5	21		76364	4310-J-150
5	22		76364	201-4-J-150
6	1	5365-00-926-5411	81718	H01434M
6	2	4730-00-640-6156	96906	MS27028-17
6	3	5330-00-899-4509	96906	MS27030-9
6	4	5365-00-926-5411	81718	H01434M
6	5		19099	RR-C-271-A
6	6	4730-00-640-6188	96906	MS27029-17
6	7	5365-00-926-5411	81718	H01434M
6	8		19099	RR-C-271-A
6	9	5310-00-732-0558	96906	MS51967-8
6	10		96906	MS35338-46
6	11	5310-00-080-6004	96906	MS27183-14
6	12		96906	MS90725-65
6	13	5330-01-141-1864	97403	13220E1069-1
6	14	4730-00-840-5347	96906	MS27023-17
6	15	4730-00-840-5348	96906	MS27027-17

CROSS-REFERENCE INDEXES

FIGURE AND ITEM NUMBER INDEX

FIG.	ITEM	STOCK NUMBER	CAGEC	PART NUMBER
6	16	5330-00-899-4509	96906	MS27030-9
6	17	4730-00-840-5386	97403	13216E8243
7	1	5365-00-926-5411	81718	H01434M
7	2	4730-00-640-6156	96906	MS27028-17
7	3	5330-00-899-4509	96906	MS27030-9
7	4	5365-00-926-5411	81718	H01434M
7	5		19099	RR-C-271-A
7	6	4730-00-640-6188	96906	MS27029-17
7	7	5365-00-926-5411	81718	H01434M
7	8		19099	RR-C-271-A
7	9	4730-00-078-2519	70847	J215
7	10	4730-00-649-7388	96906	MS27021-17
7	11	4730-01-235-9769	96906	MS27025-17
7	12	5330-00-899-4509	96906	MS27030-9
7	13		97403	13225E9136-4H
8	1	4030-00-948-7315	96906	MS87006-33
8	2		19099	RR-C-271-B
8	3	5315-00-839-5820	96906	MS24665-134
8	4	5315-00-812-1236	96906	MS20392-3C35
8	5		97403	13225E9146
8	6		97403	13225E9145
9			97403	13225E9132
9	1	4720-01-138-8986	97403	13225E9136-2
9	2		97403	13225E9113-Y2
9	3	4730-01-064-0560	96906	MS49000-17
9	4	5330-00-899-4509	96906	MS27030-9
9	5		97403	13225E9117-Y1
9	6	4720-01-140-6288	97403	13225E9136-4
9	7	4930-01-120-7426	97403	13225E9140
10	1	5365-00-926-5411	81718	H01434M
10	2	4730-00-649-9100	96906	MS27028-11
10	3	5330-00-612-2414	96906	MS27030-6
10	4	5365-00-926-5411	81718	H01434M
10	5		19099	RR-C-271-A
10	6	4730-00-915-5127	96906	MS27029-11
10	7	5365-00-926-5411	81718	H01434M
10	8		19099	RR-C-271-A
10	9		70847	J210
10	10	4730-00-938-7996	96906	MS27021-11
10	11	4730-00-360-0943	96906	MS27025-11
10	12	5330-00-612-2414	96906	MS27030-6
10	13		97403	13225E9136-2H
11	1	5365-00-926-5411	81718	H01434M
11	2	4730-00-915-5127	96906	MS27029-11
11	3	5365-00-926-5411	81718	H01434M
11	4		19099	RR-C-271-A
11	5	4730-00-649-9100	96906	MS27028-11
11	6	5330-00-612-2414	96906	MS27038-6
11	7	5365-00-926-5411	81718	H01434M
11	8		19099	RR-C-271-A
11	9	4730-00-088-9285	96906	MS27026-11

CROSS-REFERENCE INDEXES

FIGURE AND ITEM NUMBER INDEX

FIG.	ITEM	STOCK NUMBER	CAGEC	PART NUMBER
11	10	5330-00-612-2414	96906	MS27030-6
11	11	4730-00-938-7997	96906	MS27022-11
11	12	4820-01-377-8185	76364	GATE 1151
11	13	5310-01-383-1655	76364	3116-K-210
11	14		76364	76400-437-C66
11	15		76364	282-H-210
11	16		76364	3639-J-220
11	17		76364	65103-J-992
11	18		76364	3205-J-150
11	19		76364	2328-J-150
11	20		76364	26148-J-155
11	21		76364	4310-J-150
11	22		76364	201-4-J-150
12	1	5365-00-926-5411	81718	H01434M
12	2	4730-00-640-6156	96906	MS27028-17
12	3	5330-00-899-4509	96906	MS27030-9
12	4	5365-00-926-5411	81718	H01434M
12	5		19099	RR-C-271-A
12	6	4730-00-640-6188	96906	MS27029-17
12	7	5365-00-926-5411	81718	H01434M
12	8		19099	RR-C-271-A
12	9	5310-00-732-0558	96906	MS51967-8
12	10		96906	MS35338-46
12	11	5310-00-080-6004	96906	MS27183-14
12	12		96906	MS90725-65
12	13	5330-01-141-1864	97403	13220E1069-1
12	14	4730-00-840-5347	96906	MS27023-17
12	15	4730-00-840-5348	96906	MS27027-17
12	16	5330-00-899-4509	96906	MS27030-9
12	17	4730-00-840-5346	97403	13216E8243
13	1	5365-00-926-5411	81718	H01434M
13	2	4730-00-640-6156	96906	MS27028-17
13	3	5330-00-899-4509	96906	MS27030-9
13	4	5365-00-926-5411	81718	H01434M
13	5		19099	RR-C-271-A
13	6	4730-00-640-6188	96906	MS27029-17
13	7	5365-00-926-5411	81718	H01434M
13	8		19099	RR-C-271-A
13	9	4730-00-078-2519	70847	J215
13	10	4730-00-649-7388	96906	MS27021-17
13	11	4730-01-235-9769	96906	MS27025-17
13	12	5330-00-899-4509	96906	MS27030-9
13	13		97403	13225E9136-4H
14	1	4030-00-948-7315	96906	MS87006-33
14	2		19099	RR-C-271-B
14	3	5315-00-839-5820	96906	MS24665-134
14	4	5315-00-812-1236	96906	MS20392-3C35
14	5		97403	13225E9146
14	6		97403	13225E9145
15	1		81349	MILH12732
16			97403	13225E9113

CROSS-REFERENCE INDEXES

FIGURE AND ITEM NUMBER INDEX

FIG.	ITEM	STOCK NUMBER	CAGEC	PART NUMBER
16	1	4730-01-186-0821	96906	MS49000-19
16	2	5330-00-612-2414	96906	MS27030-6
16	3	4720-01-138-8986	97403	13225E9136-2
16	4		97403	13225E9113-Y2
16	5		97403	13225E9113-Y3
16	6	4730-00-649-9100	96906	MS27028-11
16	7	5330-00-612-2414	96906	MS27030-6
16	8	5365-00-926-5411	81718	H01434M
16	9		19099	RR-C-271-A
16	10	4730-00-938-7997	96906	MS27022-11
16	11	4730-00-079-1362	96906	MS27020-11
16	12	4730-00-649-9103	96906	MS27024-11
16	13	5330-00-612-2414	96906	MS27030-6
16	14	4730-00-222-1844	96906	MS51846-152
16	15	4730-00-915-5127	96906	MS27029-11
16	16	5365-00-926-5411	81718	H01434M
16	17		19099	RR-C-271-A
16	18	4720-01-163-4684	97403	13225E9135-2
16	19	4730-01-064-0560	96906	MS49000-17
16	20	5330-00-899-4509	96906	MS27030-9
17	1	5365-00-926-5411	81718	H01434M
17	2	4730-00-649-9100	96906	MS27028-11
17	3	5330-00-612-2414	96906	MS27030-6
17	4	5365-00-926-5411	81718	H01434M
17	5		19099	RR-C-271-A
17	6	4730-00-915-5127	96906	MS27029-11
17	7	5365-00-926-5411	81718	H01434M
17	8		19099	RR-C-271-A
17	9		70847	J210
17	10	4730-00-938-7996	96906	MS27021-11
17	11	4730-00-360-0943	96906	MS27025-11
17	12	5330-00-612-2414	96906	MS27030-6
17	13		97403	13225E9136-2H
18	1	5365-00-926-5411	81718	H01434M
18	2	4730-00-915-5127	96906	MS27029-11
18	3	5365-00-926-5411	81718	H01434M
18	4		19099	RR-C-271-A
18	5	4730-00-649-9100	96906	MS27028-11
18	6	5330-00-612-2414	96906	MS27030-6
18	7	5365-00-926-5411	81718	H01434M
18	8		19099	RR-C-271-A
18	9	4730-00-088-9285	96906	MS27026-11
18	10	5330-00-612-2414	96906	MS27030-6
18	11	4730-00-938-7997	96906	MS27022-11
18	12	4820-01-377-8185	76364	GATE 1151
18	13	5310-01-383-1655	76364	3116-K-210
18	14		76364	76400-437-C66
18	15		76364	282-H-210
18	16		76364	3639-J-220
18	17		76364	65103-J-992
18	18		76364	3205-J-150

CROSS-REFERENCE INDEXES

FIGURE AND ITEM NUMBER INDEX

FIG.	ITEM	STOCK NUMBER	CAGEC	PART NUMBER
18	19		76364	2328-J-150
18	20		76364	26148-J-155
18	21		76364	4310-J-150
18	22		76364	201-4-J-150
19	1	5365-00-926-5411	81718	H01434M
19	2	4730-00-649-9100	96906	MS27028-11
19	3	5330-00-612-2414	96906	MS27030-6
19	4	5365-00-926-5411	81718	H01434M
19	5		19099	RR-C-271-A
19	6	4730-00-915-5127	96906	MS27029-11
19	7	5365-00-926-5411	81718	H01434M
19	8		19099	RR-C-271-A
19	9	4730-00-938-7997	96906	MS27022-11
19	10	4730-00-088-9285	96906	MS27026-11
19	11	5330-00-612-2414	96906	MS27030-6
19	12	4820-01-380-8544	76364	509
19	13		76364	4046-J
19	14		76364	4210-J
19	15		76364	5979-H
19	16		76364	3014-B
19	17		76364	4404-J
19	18		76364	3892-J
19	19		76364	1516-J
20	1	5365-00-926-5411	81718	H01434M
20	2	4730-00-649-9100	96906	MS27028-11
20	3	5330-00-612-2414	96906	MS27030-6
20	4	5365-00-926-5411	81718	H01434M
20	5		19099	RR-C-271-A
20	6	4730-00-915-5127	96906	MS27029-11
20	7	5365-00-926-5411	81718	H01434M
20	8		19099	RR-C-271-A
20	9		70847	J210
20	10	4730-00-938-7996	96906	MS27021-11
20	11	4730-00-360-0943	96906	MS27025-11
20	12	5330-00-612-2414	96906	MS27030-6
20	13		97403	13225E9135-2H
21	1		81349	MIL-P-52109
22			97403	13225E9148
22	1	4720-01-163-4682	97403	13225E9136-3
22	2	4720-01-140-6288	97403	13225E9136-4
22	3		97403	13225E9148-Y2
22	4	4720-01-163-5089	97403	13225E9135-4
22	5	4720-01-163-4685	97403	13225E9135-3
22	6		97403	13225E9148-Y1
23	1	5365-00-926-5411	81718	H01434M
23	2	4730-00-640-6156	96906	MS27028-17
23	3	5330-00-899-4509	96906	MS27030-9
23	4	5365-00-926-5411	81718	H01434M
23	5		19099	RR-C-271-A
23	6	4730-00-640-6188	96906	MS27029-17
23	7	5365-00-926-5411	81718	H01434M

CROSS-REFERENCE INDEXES

FIGURE AND ITEM NUMBER INDEX

FIG.	ITEM	STOCK NUMBER	CAGEC	PART NUMBER
23	8		19099	RR-C-271-A
23	9	4730-00-078-2519	70847	J215
23	10	4730-00-649-7388	96906	MS27021-17
23	11	4730-01-235-9769	96906	MS27025-17
23	12	5330-00-899-4509	96906	MS27030-9
23	13		97403	13225E9136-3H
24	1	5365-00-926-5411	81718	H01434M
24	2	4730-00-640-6156	96906	MS27028-17
24	3	5330-00-899-4509	96906	MS27030-9
24	4	5365-00-926-5411	81718	H01434M
24	5		19099	RR-C-271-A
24	6	4730-00-640-6188	96906	MS27029-17
24	7	5365-00-926-5411	81718	H01434M
24	8		19099	RR-C-271-A
24	9	4730-00-078-2519	70847	J215
24	10	4730-00-649-7388	96906	MS27021-17
24	11	4730-01-235-9769	96906	MS27025-17
24	12	5330-00-899-4509	96906	MS27030-9
24	13		97403	13225E9136-4H
25	1	5365-00-926-5411	81718	H01434M
25	2	4730-00-640-6156	96906	MS27028-17
25	3	5330-00-899-4509	96906	MS27030-9
25	4	5365-00-926-5411	81718	H01434M
25	5		19099	RR-C-271-A
25	6	5310-00-732-0558	96906	MS51967-8
25	7		96906	MS35338-46
25	8	5310-00-080-6004	96906	MS27183-14
25	9		96906	MS90725-65
25	10	4730-00-840-5347	96906	MS27023-17
25	11	5330-01-141-1864	97403	13220E1069-1
25	12	4730-00-840-5348	96906	MS27027-17
25	13	5330-00-899-4509	96906	MS27030-9
25	14	4730-00-640-6188	96906	MS27029-17
25	15	5365-00-926-5411	81718	H01434M
25	16		19099	RR-C-271-A
25	17	4730-00-840-5346	97403	13216E8243
25	18	4820-01-159-0439	97403	13220E1071
25	19	5310-01-381-5740	76364	31112-H
25	20	5340-00-653-0353	76364	7660-L
25	21	4730-00-684-6556	76364	2855-L
25	22	5360-01-194-6069	76364	70171-N
25	23	5330-00-367-5005	76364	363-H
25	24	5330-01-393-6790	76364	65146-K
25	25		76364	31113-D
25	26	5310-01-077-9647	76364	38084-C
25	27		76364	4299-G
25	28		76364	23194-N
25	29	5330-01-197-3583	76364	66173-N
25	30	4820-01-352-3694	76364	26264-N
25	31	5310-01-354-6405	76364	3042-N
25	32	4820-01-351-9736	76364	84168-N

CROSS-REFERENCE INDEXES

FIGURE AND ITEM NUMBER INDEX

FIG.	ITEM	STOCK NUMBER	CAGEC	PART NUMBER
25	33		76364	2093-N
26	1	5365-00-926-5411	81718	H01434M
26	2	4730-00-640-6156	96906	MS27028-17
26	3	5330-00-899-4509	96906	MS27030-9
26	4	5365-00-926-5411	81718	H01434M
26	5		19099	RR-C-271-A
26	6	4730-00-640-6188	96906	MS27029-17
26	7	5365-00-926-5411	81718	H01434M
26	8		19099	RR-C-271-A
26	9	4730-00-078-2519	70847	J215
26	10	4730-00-649-7388	96906	MS27021-17
26	11	4730-01-235-9769	96906	MS27025-17
26	12	5330-00-899-4509	96906	MS27030-9
26	13		97403	13225E9135-4H
27	1	5365-00-926-5411	81718	H01434M
27	2	4730-00-640-6156	96906	MS27028-17
27	3	5330-00-899-4509	96906	MS27030-9
27	4	5365-00-926-5411	81718	H01434M
27	5		19099	RR-C-271-A
27	6	4730-00-640-6188	96906	MS27029-17
27	7	5365-00-926-5411	81718	H01434M
27	8		19099	RR-C-271-A
27	9	4730-00-078-2519	70847	J215
27	10	4730-00-649-7388	96906	MS27021-17
27	11	4730-01-235-9769	96906	MS27025-17
27	12	5330-00-899-4509	96906	MS27030-9
27	13		97403	13225E9135-3H
28	1	5365-00-926-5411	81718	H01434M
28	2	4730-00-640-6188	96906	MS27029-17
28	3	5365-00-926-5411	81718	H01434M
28	4		19099	RR-C-271-A
28	5	5310-00-732-0558	96906	MS51967-8
28	6		96906	MS35338-46
28	7	5310-00-080-6004	96906	MS27183-14
28	8		96906	MS90725-65
28	9	4730-00-840-5348	96906	MS27027-17
28	10	5330-00-899-4509	96906	MS27030-9
28	11	5330-01-141-1864	97403	13220E1069-1
28	12	4730-00-840-5347	96906	MS27023-17
28	13	4730-00-640-6156	96906	MS27028-17
28	14	5330-00-899-4509	96906	MS27030-9
28	15	5365-00-926-5411	81718	H01434M
28	16		19099	RR-C-271-A
28	17	4730-00-840-5346	97403	13216E8243
28	18	4820-01-159-0439	97403	13220E1071
28	19	5310-01-381-5740	76364	31112-H
28	20	5340-00-653-0353	76364	7660-L
28	21	4730-00-684-6556	76364	2855-L
28	22	5360-01-194-6069	76364	70171-N
28	23	5330-00-367-5005	76364	363-H
28	24	5330-01-393-6790	76364	65146-K

CROSS-REFERENCE INDEXES

FIGURE AND ITEM NUMBER INDEX

FIG.	ITEM	STOCK NUMBER	CAGEC	PART NUMBER
28	25		76364	31113-D
28	26	5310-01-077-9647	76364	38084-C
28	27		76364	4299-G
28	28		76364	23194-N
28	29	5330-01-197-3583	76364	66173-N
28	30	4820-01-352-3694	76364	26264-N
28	31	5310-01-354-6405	76364	3042-N
28	32	4820-01-351-9736	76364	84168-N
28	33		76364	2093-N
29	1		81349	MIL-T-53029
30			97403	13225E9149
30	1	4730-00-640-6156	96906	MS27028-17
30	2	4730-00-840-5347	96906	MS27023-17
30	3	4730-00-840-5346	97403	13216E8243
30	4	4730-00-840-5348	96906	MS27027-17
30	5	4820-01-159-0439	97403	13220E1071
30	6	4730-00-640-6188	96906	MS27029-17
30	7	4730-00-649-9100	96906	MS27028-11
30	8	4730-00-915-5127	96906	MS27029-11
30	9	4720-01-138-8986	97403	13225E9136-2
30	10	4720-01-163-4684	97403	13225E9135-2
30	11	4720-01-140-6288	97403	13225E9136-4
30	12	4720-01-163-5089	97403	13225E9135-4
30	13	3835-00-967-9029	97403	13200E4793
30	14	4730-00-935-1613	96906	MS39352-19
30	15	4820-01-167-6550	97403	13219E0491
30	16	4730-01-009-1735	96906	MS39352-9
30	17	4730-00-088-9286	96906	MS27024-17
30	18	4730-00-649-9118	96906	MS27026-17
30	19	4730-00-649-9103	96906	MS27024-11
30	20	4730-00-088-9285	96906	MS27026-11
30	21	4720-01-163-5088	97403	13225E9136-1
30	22	4720-01-163-4683	97403	13225E9135-1
30	23	4720-01-163-4682	97403	13225E9136-3
30	24	4720-01-163-4685	97403	13225E9135-3
30	25	5365-00-926-5411	81718	H01434M
30	26	4730-00-840-0797	96906	MS27022-17
30	27		81348	GGG-W-651
30	28	4730-01-068-5070	97403	13219E0477
30	29	5120-00-277-1482	81348	GGG-W-00651
30	30		81349	MIL-T-27730
30	31	5120-00-278-9925	81348	GGG-C-00413
30	32	5340-00-244-7325	70847	C254
30	33	5340-00-244-7327	70847	C256
30	34	5340-00-245-9438	70847	C204
30	35	5340-00-245-9440	70847	C206
30	36	5330-01-141-1864	97403	13220E1069-1
30	37	5330-01-167-6542	97403	13220E1069-2
30	38	5330-00-899-4509	96906	MS27030-9
30	39	5330-00-612-2414	96906	MS27030-6
30	40	5310-00-732-0558	96906	MS51967-8

CROSS-REFERENCE INDEXES

FIGURE AND ITEM NUMBER INDEX

FIG.	ITEM	STOCK NUMBER	CAGEC	PART NUMBER
30	41		96906	MS90725-65
30	42	5310-00-080-6004	96906	MS27183-14
30	43		96906	MS35338-46
30	44		81346	ASTM-B687
31	1	5430-01-352-1397	97403	13225E9210
32	1	5411-01-132-1269	81349	MIL-S-28633
33	1	7240-00-222-3088	81349	MIL-C-1283
33	2	7240-00-177-6154	81349	MIL-S-1285
33	3	5340-00-066-1235	06076	13211E7541

By Order of the Secretary of the Army:

Official:



*Administrative Assistant to the
Secretary of the Army*

01935

DENNIS J. REIMER
*General, United States Army
Chief of Staff*

DISTRIBUTION:

To be distributed in accordance with DA Form 12-25-E, block no. 6349, requirements for TM 10-4610-237-20P.

These are the instructions for sending an electronic 2028

The following format must be used if submitting an electronic 2028. The subject line must be exactly the same and all fields must be included; however only the following fields are mandatory: 1, 3, 4, 5, 6, 7, 8, 9, 10, 13, 15, 16, 17, and 27.

From: "Whomever" <whomever@avma27.army.mil>
To: mpmt%avma28@st-louis-emh7.army.mil

Subject: DA Form 2028

1. From: Joe Smith
2. Unit: home
3. Address:4300 Park
4. City: Hometown
5. St: MO
6. Zip: 77777
7. Date Sent: 19-OCT-93
8. Pub no: 55-2840-229-23
9. Pub Title: TM
10. Publication Date: 04-JUL-85
11. Change Number: 7
12. Submitter Rank: MSG
13. Submitter FName: Joe
14. Submitter MName: T
15. Submitter LName: Smith
16. Submitter Phone: 123-123-1234
17. Problem: 1
18. Page: 2
19. Paragraph: 3
20. Line: 4
21. NSN: 5
22. Reference: 6
23. Figure: 7
24. Table: 8
25. Item: 9
26. Total: 123
27. Text:

This is the text for the problem below line 27.

The Metric System and Equivalents

Linear Measure

1 centimeter = 10 millimeters = .39 inch
 1 decimeter = 10 centimeters = 3.94 inches
 1 meter = 10 decimeters = 39.37 inches
 1 dekameter = 10 meters = 32.8 feet
 1 hectometer = 10 dekameters = 328.08 feet
 1 kilometer = 10 hectometers = 3, 280.8 feet

Weights

1 centigram = 10 milligrams = .15 grain
 1 decigram = 10 centigrams = 1.54 grains
 1 gram = 10 decigram = .035 ounce
 1 decagram = 10 grams = .35 ounce
 1 hectogram = 10 decagrams = 3.52 ounces
 1 kilogram = 10 hectograms = 2.2 pounds
 1 quintal = 100 kilograms = 220.46 pounds
 1 metric ton = 10 quintals = 1.1 short tons

Liquid Measure

1 centiliter = 10 milliliters = .34 fl. ounce
 1 deciliter = 10 centiliters = 3.38 fl. ounces
 1 liter = 10 deciliters = 33.81 fl. ounces
 1 dekaliter = 10 liters = 2.64 gallons
 1 hectoliter = 10 dekaliters = 26.42 gallons
 1 kiloliter = 10 hectoliters = 264.18 gallons

Square Measure

1 sq. centimeter = 100 sq. millimeters = .155 sq. inch
 1 sq. decimeter = 100 sq. centimeters = 15.5 sq. inches
 1 sq. meter (centare) = 100 sq. decimeters = 10.76 sq. feet
 1 sq. dekameter (are) = 100 sq. meters = 1, 076.4 sq. feet
 1 sq. hectometer (hectare) = 100 sq. dekameters = 2.47 acres
 1 sq. kilometer = 100 sq. hectometers = .386 sq. mile

Cubic Measure

1 cu. centimeter = 1000 cu. millimeters = .06 cu. inch
 1 cu. decimeter = 1000 cu. centimeters = 61.02 cu. inches
 1 cu. meter = 1000 cu. decimeters = 35.31 cu. feet

Approximate Conversion Factors

<i>To change</i>	<i>To</i>	<i>Multiply by</i>	<i>To change</i>	<i>To</i>	<i>Multiply by</i>
inches	centimeters	2.540	ounce-inches	Newton-meters	.007062
feet	meters	.305	centimeters	inches	.394
yards	meters	.914	meters	feet	3.280
miles	kilometers	1.609	meters	yards	1.094
square inches	square centimeters	6.451	kilometers	miles	.621
square feet	square meters	.093	square centimeters	square inches	.155
square yards	square meters	.836	square meters	square feet	10.764
square miles	square kilometers	2.590	square meters	square yards	1.196
acres	square hectometers	.405	square kilometers	square miles	.386
cubic feet	cubic meters	.028	square hectometers	acres	2.471
cubic yards	cubic meters	.765	cubic meters	cubic feet	35.315
fluid ounces	milliliters	29, 573	cubic meters	cubic yards	1.308
pints	liters	.473	milliliters	fluid ounces	.034
quarts	liters	.946	liters	pints	2.113
gallons	liters	3.785	liters	quarts	1.057
ounces	grams	28.349	liters	gallons	.264
pounds	kilograms	.454	grams	ounces	.035
short tons	metric tons	.907	kilograms	pounds	2.205
pound-feet	Newton-meters	1.356	metric tons	short tons	1.102
pound-inches	Newton-meters	.11296			

Temperature (Exact)

°F	Fahrenheit temperature	5/9 (after subtracting 32)	Celsius temperature	°C
----	------------------------	----------------------------	---------------------	----

This fine document...

Was brought to you by me:



[Liberated Manuals -- free army and government manuals](#)

Why do I do it? I am tired of sleazy CD-ROM sellers, who take publicly available information, slap “watermarks” and other junk on it, and sell it. Those masters of search engine manipulation make sure that their sites that sell free information, come up first in search engines. They did not create it... They did not even scan it... Why should they get your money? Why are not letting you give those free manuals to your friends?

I am setting this document FREE. This document was made by the US Government and is NOT protected by Copyright. Feel free to share, republish, sell and so on.

I am not asking you for donations, fees or handouts. If you can, please provide a link to liberatedmanuals.com, so that free manuals come up first in search engines:

<A HREF=<http://www.liberatedmanuals.com/>>Free Military and Government Manuals

- Sincerely
Igor Chudov
<http://igor.chudov.com/>
- [Chicago Machinery Movers](#)