

DEPARTMENT OF THE ARMY TECHNICAL MANUAL

DIRECT AND GENERAL SUPPORT AND DEPOT MAINTENANCE
REPAIR PARTS AND SPECIAL TOOLS LISTS

TRUCK, LIFT, FORK, ELECTRIC, SOLID RUBBER
TIRES, 4,000 LBS CAPACITY, 144 IN LIFT
CLARK MODEL EC 40
ARMY MODEL MHE 185
FSN 3930-086-6677

HEADQUARTERS, DEPARTMENT OF THE ARMY
OCTOBER 1968

TECHNICAL MANUAL }
 No. 10-4930-252-35P }

HEADQUARTERS
 DEPARTMENT OF THE ARMY
 WASHINGTON, D. C., 16 October 1968

**DIRECT AND GENERAL SUPPORT AND DEPOT MAINTENANCE REPAIR PARTS
 AND SPECIAL TOOLS LIST**

**TRUCK, LIFT, FORK, ;ELECTRIC, SOLID RUBBER TIRES,
 4,000 LBS CAPACITY, 144 IN LIFT
 CLARK MODEL EC 40
 ARMY MODEL MHE 185
 FSN 3930-086-6677**

Current as of 11 September 1968

		Paragraph	Page
SECTION	I.	INTRODUCTION	
		Scope -----	1 iii
		General -----	2 iii
		Explanation of columns -----	3 iii
		Special information -----	4 v
		How to locate repair parts -----	5 v
		Abbreviations -----	6 v
		Federal supply codes for manufacturers -----	7 v
		Recommendations for maintenance manual improvements -----	8 vi
	II.	REPAIR PARTS FOR DS, GS, AND DEPOT MAINTENANCE	
Group	06.	Electrical System	
		0607 Instruments -----	1 1
		0608 Miscellaneous items -----	1 1
		0609 Lights -----	6 6
		0610 Sending units and warning switches -----	7 7
		0611 Horn and wiring -----	7 7
		0612 Battery and cables -----	8 8
		0613 Hull or chassis Wiring -----	9 9
	10.	Front Axle	
		1000 Front axle assembly -----	10 10
		1002 Differential -----	11 11
	11.	Rear Axle	
		1104 Steering mechanism -----	14 14
	12.	Brakes	
		1201 Hand brake-----	16 16
		1202 Service brake-----	19 19
		1204 Hydraulic brake system -----	21 21
		1206 Mechanical brake system -----	23 23
	13.	Wheels	
		1311 Wheel assembly -----	25 25
		1313 Tires -----	26 26

*This manual together with TM 10-3930-252-20P supersedes TM 103930-252-25P, 6 April 1964 and C1, 4 March 1966.

	Page
Group 14. Steering	
1401 Steering assembly-----	26
1410 Hydraulic pump assembly-----	32
1411 Hoses, lines, fittings -----	34
1412 Hydraulic cylinder -----	35
18. Body, Cab, Hood	
1801 Body, cab, hood assemblies -----	36
1806 Upholstery seats -----	38
24. Hydraulic lift components	
2401 Hydraulic pump -----	40
2402 Hydraulic control valve -----	41
2403 Hydraulic control levers and linkage -----	43
2404 Hydraulic tilt cylinder and tilt crank -----	44
2405 Hydraulic mast column -----	46
2406 Hydraulic lines and fittings -----	51
40. Electric Motors	
4000 Electric motors -----	56
4001 Rotor assemblies -----	68
4006 Starting and protective devices -----	58
4010 Master control panel assembly-----	58
4011 Fuse and fuseholder -----	64
4012 Switches -----	64
4014 Resistors -----	68
4015 Relay -----	69
4020 Static exciter components -----	69
95. General Use Standardized Parts	
9501 Bulk material -----	69
 SECTION III. SPECIAL TOOLS, TEST AND SUPPORT EQUIPMENT FOR DS, GS AND DEPOT MAINTENANCE	
Group 26. Tools and Test Equipment	
2404 Special tools -----	69
 SECTION IV. FEDERAL STOCK NUMBER AND REFERENCE NUMBER INDEX -----	117

SECTION I

INTRODUCTION

1. Scope

This manual lists repair parts and special tools list required for the performance to direct support, general support, and depot maintenance of the electric lift truck.

2. General

a. The repair parts list is arranged as follows:

(1) Individual parts and major assemblies are listed alphabetically by item name within the numbered functional groups.

(2) Assembly components and subassemblies are indented and listed alphabetically by item name under major assemblies.

b. This Repair Parts and Special Tools List is divided into the following sections:

(1) *Repair Parts-Section II.* A list of repair parts authorized for the performance of maintenance at the direct support, general support, and depot level.

(2) *Special Tools, Test and Support Equipment-Section III.* A list of special tools, test and support equipment authorized for the performance of maintenance at the direct support, general support, and depot level.

(3) *Federal Stock Number and Reference Number Index-Section IV.* A list of Federal stock numbers followed by reference numbers in ascending alpha-numeric sequence cross-referenced to index number.

3. Explanation of columns

The following provides an explanation of columns in the tabular lists in Sections II and III:

a. *Source, Maintenance, and Recoverability Codes (SMR), Column (1).*

(1) Source Code, indicates the selection

status and source for the listed item. Source codes used are:

Code	Explanation
P	Applied to repair parts are stocked in or supplied from DSA/GSA or Army supply system, and authorized for use at indicated maintenance categories.
M	Applied to repair parts which are not procured or stocked but are to be manufactured at indicated maintenance categories.
A	Applied to assemblies which are not procured or stocked as such but made up of two or more units, each of which carry individual stock numbers and descriptions and are procured and stocked and can be assembled by units at indicated maintenance categories.
X	Applied to parts and assemblies which are not procured or stocked, the mortality of which is normally below that of the applicable end item, and the failure of which should result in retirement of the end item from the supply system.
X1	Applied to repair parts which are not procured or stocked, the requirement for which will be supplied by use of the next higher assembly or components.
X2	Applied to repair parts which are not stocked. The indicated maintenance category such repair parts will attempt to obtain them through cannibalization; if not obtainable through cannibalization, such repair parts will be requisitioned with supporting justification through normal supply channels.
C	Applied to repair parts authorized for local procurements. If not obtainable from local procurement, such repair parts will be requisitioned through normal supply channels with a supporting statement of nonavailability from local procurement.
G	Applied to major assemblies that are procured with PEMA (Procurement Equipment Missile Army) funds for initial issue only to be used as exchange assemblies at DSU and GSU maintenance level. These assemblies will not be stocked above DSU and GSU level or returned to depot supply level.

Note. Source code is not shown on common hardware items known to be readily available in Army supply channels and through local procurement.

(2) Maintenance Code, indicates the lowest category of maintenance authorized to install the listed item. The maintenance level codes are:

Code	Explanation
0	Organizational maintenance
F	Direct support maintenance
H	General support maintenance
D	Depot maintenance

(3) Recoverability Code, indicates whether unserviceable items should be returned for recovery or salvage. Items not coded are expendable. Recoverability codes are:

Code	Explanation
R	Applied to repair parts and assemblies which are economically repairable at DSU and GSU activities and normally are furnished by supply on an exchange basis.
T	Applied to high dollar value recoverable repair parts which are subject to special handling and are issued on an exchange basis. Such repair parts normally are repaired or overhauled at depot maintenance activities.
U	Applied to repair parts specifically selected for salvage by reclamation units because of precious metal content, critical materials, high dollar value reusable casings or castings.

(4) This column also lists, below the SMR code, an index number for each item in ascending numerical sequence, which is used to locate items in the publication when the Federal stock number and/or reference number is known.

b. *Federal Stock Number, Column (2).*

This column indicates the Federal stock number for the item.

c. *Description, Column (3).* This column indicates the Federal item name and any additional description of the item required. A part number or other reference number

is followed by the applicable five-digit Federal supply code for manufacturers in parentheses. Material required for manufacture or fabrication is identified.

d. *Unit of Issue, Column (4).* This column indicates the unit used as basis for issue, e.g., ea, pr, ft, yd, etc. e. *Quantity Incorporated in Unit Pack, Column (5).* This column indicates the actual quantity contained in the unit pack.

f. *Quantity Incorporated in Unit, Column (6).* This column indicates the quantity of the item used in the functional group.

g. *Thirty-Day DS/GS Maintenance Allowances, Columns (7) and (8).*

(1) The allowance columns are divided into three subcolumns. Indicated in each subcolumn, is the quantity of items authorized for the number of equipments supported. Items authorized for use as required but not for initial stockage are identified with an asterisk in the allowance column.

(2) The quantitative allowances for DS/ GS levels of maintenance will represent initial stockage for a 30-day period for the number of equipments supported.

(3) Determination of the total quantity of parts required for maintenance of more than 100 of these equipments can be accomplished by converting the equipment quantity to a decimal factor by placing a decimal point before the next to last digit of the number to indicate hundredths, and multiplying the decimal factor by the parts quantity authorized in the 51-100 allowance column. Example, authorized allowance for 51-100 equipments is 40; for 150 equipments multiply 40 by 1.50 or 60 parts required.

h. *One-Year Allowances Per 100 Equipments/Contingency Planning Purposes Column (9).* This column indicates the quantity required for distribution and contingency planning purposes. The range of items indicated total quantities of all authorized items required to provide for adequate support of 100 equipments for one year.

i. *Depot Maintenance Allowance Per 100 Equipments Column (10).* This column indicates the quantity authorized for depot maintenance of 100 equipments. Items authorized for use but not for initial stockage are identified with and asterisk in the allowance column.

j. *Illustration Column (11).*

(1) *Figure Number.* Indicates the figure number of the illustration in which the item is shown.

(2) *Item Number.* Indicates the callout number used to reference the item in the illustration.

4. Special Information

- a. Repair parts mortality has been based on 3,000 hours of operation per year.
- b. Parts which require manufacture or assembly at a category higher than that authorized for installation will indicate in the source column the higher category.
- c. The following publications pertain to the electric lift truck and its components:

TM 10-3930-252-12	Operator and organizational maintenance manual.
TM 10-3930-252-20P	Organizational maintenance repair parts and special tool lists.
TM 10-3930-252-35	Field and depot maintenance manual.

5. How to Locate Repair Parts

a. When Federal stock number or reference number is unknown:

- (1) *First.* Using the table of contents, determine the functional group within which the repair part belongs.
- (2) *Second.* Find the illustration covering the functional group to which the repair part belongs.
- (3) *Third.* Identify the repair part on the illustration, and note the illustration figure and item number of the repair part.
- (4) *Fourth.* Using the Repair Parts Listings, find the functional group to which the repair part belongs and locate the illustration figure and item number noted on the illustration.

b. When Federal stock number or reference number is known:

- (1) *First.* Using the Index of Federal Stock Numbers and Reference Numbers, find the pertinent Federal stock number or reference number. This index is in ascending alphanumeric sequence cross-referenced to an index number.
- (2) *Second.* Using the Repair Part Listing, find the index number referenced in the Index of Federal Stock Numbers and Reference Numbers.

6. Abbreviations

amp -----	ampere (s)
AR -----	As Required
cd -----	cadmium
c/o -----	consist (s) of
cp -----	candle power
deg -----	degree
ctd -----	coated

ea -----	each
ext -----	external
fil -----	fillister
fl -----	flat
FSN -----	Federal stock number
ft -----	foot (feet)
GRP -----	Group
hd -----	head
hex -----	hexagon
id -----	inside diameter
in. -----	inch (es)
int -----	internal
lg -----	long (length)
lh -----	left hand
med -----	medium
MHE -----	Material Handling Equipment
NC -----	American National Coarse Thread
NF -----	American National Fine Thread
NPT -----	American Standard Taper Pipe Thread
NPTF -----	American Standard Taper Pipe Thread (Dryseal)
od -----	outside diameter
rd -----	round
rh -----	right hand
S -----	steel
sq -----	square
thk -----	thick (ness)
TM -----	Technical Manual
u/o -----	used on
v -----	volt (s)
w / -----	with
zn -----	zinc

7. Federal Supply Codes for Manufacturer

Code	Manufacturer
00000 ----	Ordnance Corps.
00624 ----	Aeroquip Corp., Aircraft Division Jackson Plant 300 S East Ave., Jackson, Mich 49203
00753 ----	Air Way Industries Inc.
06848 ----	Bendix Corp, The Bendix Products Aerospace Division
10624 ----	Griffin Mfg Co., Inc.
12603 ----	Clark Equipment Co.
13445 ----	Cole-Hersee Co.
25450 ----	Erie Technological Products Inc., Electronics Division
21335 ----	Fafnir Bearing Co.

Code	Manufacturer
21603	-----Madison Laboratories Inc.
24446	-----General Electric Co.
24617	-----General Motors Corp.
31007	-----International Harvester Co.
38443	-----Marlin-Rockwell Co., Division of TRW Inc.
52788	-----Saginaw Steering Gear, Division of General Motors Corp.
59875	-----TRW Inc., Accessories Division
60038	-----Timken Roller Bearing Co.
60380	-----Torrington Co.
62983	-----Vickers Inc., Division of Sperry Rand Corp.
63477	-----Wagner Electric Corp.
70040	AC Spark Plug, Div. of General Motors Corp.
70763	-----Barnes, John S. Corp.
71424	-----Chase Shawmut Co.
73680	-----Garlock Inc.
74400	-----Hobbs, John W. Corp.
74813	-----Hydraulic Equipment Co.
79150	-----Victor Mfg and Gasket Co.
79470	-----Weatherhead Co.
80201	-----Chicago Rawhide Mfg. Co.
80659	-----AC Spark Plug, Div. of General Motor
81487	-----Square D Co. Industrial Control Div.
82647	-----Metals and Controls Inc., Control Products Group

Code	Manufacturer
88044	-----Aeronautical Standards Group Dept. of Navy and Air Force
91929	-----Honeywell Inc., Micro Switch Division
92852	-----Benton Harbor Engineering Works Inc.
95953	-----Hyco Inc.
96906	-----Military Standards Promulgated by Standardization Div. Directorate of Logistic Services DSA
98942	-----Hydraulic Accessories Co.

8. Recommendations for Maintenance Manual Improvements

Report of errors, omissions, and recommendations for improving this publication by the individual user is encouraged. Reports should be submitted on DA Form 2029 (Recommended Changes to DA Publications) and forwarded direct to: Command General, U. S. Army Mobility Equipment Command, ATTN: AMSME-MPP, 4300 Goodfellow Boulevard, St. Louis, Mo. 63120.

(1) SMR CODE INDEX NO.	(2) FEDERAL STOCK NUMBER	(3) DESCRIPTION REFERENCE NUMBER & MFR. CODE USABLE ON CODE		(4) UNIT OF ISSUE	(5) QTY INC IN UNIT PACK	(6) QTY INC IN UNIT	(7) 30 DAY DS MAINT ALLOWANCE			(8) 30 DAY GS MAINT ALLOWANCE			(9) 1-YR DEPOT MAINT ALW PER 100 EQUIP CNTGCTY	(10) DEPOT MAINT ALW PER 100 EQUIP	(11) ILLUSTRATION	
							(a)	(b)	(c)	(a)	(b)	(c)			(a)	(b)
							1-20	21-50	51-100	1-20	21-50	51-100			FIGURE NO.	ITEM NO/
00001		SECTION II - REPAIR PARTS FOR DIRECT SUPPORT, GENERAL SUPPORT AND DEPOT MAINTENANCE														
00002		GROUP 06- ELECTRICAL SYSTEM														
P 0	6680-072-6697	0607 - INSTRUMENTS INDICATOR: battery, discharge														
00003		1501880 (70040)		EA	1	*	*	2	*	*	2	10	12	1	3	
P 0	6645-072-6696	METER, TIMB TOTALIZING														
00004		M1981 (74400)		EA	1	*	*	2	*	*	2	10	10	1	1	
P 0	5930-064-7749	SWITCH: headlight														
00005		50053 (13445)		EA	1	*	*	2	*	*	2	10	10	1	2	
P 0	5355-518-0921	KNOB: switch, headlight														
00006		8157 (13445)		EA	1		*	*	*	*	*	5	*			
P 0	5930-272-1280	SWITCH, LOCK: circuit locking														
00007		624597 (12603)		EA	1	*	*	2	*	*	2	10	12	1	4	
00008		0608 - MISCELLANEOUS ITEMS														
P F	3110-155-9645	BEARING, BALL, ANNULAR: pedal lever														
00009		R6 (38443)		EA	1	*	*	2	*	*	2	7	10	29	4	
P F	4310-431-1643	BEARING, SLEEVE														
00010		656401 (12603)		EA	1	*	*	*	*	*	*	7	10	29	24	
X2 F		BELL, CRANK: accelerator														
00011		761447 (12603)		EA	1									29	19	
X2 F		BUSHING: bell crank														
00012		672404 (12603)		EA	2									29	18	
X2 F	3930-446-4620	BUSHING: bell crank														
00013		618362 (12603)		EA	2									29	15	
X2 F		PIN: bell crank pivot														
00014		712043 (12603)		EA	1									29	1	
P O	5306-715-7777	BOLT, SHOULDER: pedal lever														
00015		663957 (12603)		EA	1	*	*	*	*	*	*	5	10	29	2	

(1) SMR CODE INDEX NO.	(2) FEDERAL STOCK NUMBER	(3) DESCRIPTION REFERENCE NUMBER & MFR. CODE USABLE ON CODE		(4) UNIT OF ISSUE	(5) QTY INC IN UNIT PACK	(6) QTY INC IN UNIT	(7) 30 DAY DS MAINT ALLOWANCE			(8) 30 DAY GS MAINT ALLOWANCE			(9) 1-YR DEPOT MAINT ALW PER 100 EQUIP CNTGCY	(10) DEPOT MAINT ALW PER 100 EQUIP	(11) ILLUSTRATION	
							(a)	(b)	(c)	(a)	(b)	(c)			(a)	(b)
							1-20	21-50	51-100	1-20	21-50	51-100			FIGURE NO.	ITEM NO/
X2 F 00016		BOLT, SHOULDER: rod end to pedal lever 687853 (12603)		EA		1									29	6
X2 F 00017		BRACKET: adjustable, 1 MS and 2 MS master switches 761463 (12603)		EA		2										
X2 0 00018		BRACKET: deadman switch 317075 (12603)		EA		1									28	2
X2 F 00019		BUSHING: rod end 672145 (12603)		EA		1									29	5
X2 0 00020		BUTTON: push deadman switch 777622 (12603)		EA		1									28	3
P 0 00021	5935-072-6692	CONNECTOR: battery, locking half, ITA 300 amp, 250V 765841 (12603)		EA		1	*	*	2	*	*	2	7	*		
P 0 00022	5935-072-6693	CONNECTOR: battery, mounting half, ITA 300 amp, 250V 732848 (12603)		EA		1	*	*	2	*	*	2	7	*		
X2 0 00023		COVER: deadman switch 777624 (12603)		EA		1									28	10
P F R 00024	2530-383-4819	CYLINDER ASSEMBLY: control carbon pile FE681 (63477)		EA		1	*	*	2	*	*	2	7	10		
P 0 00025	9320-371-6078	BOOT FC927 (63477)		EA		1	*	*	2	*	*	2	10	20	30	2
P 0 00026	2530-353-2988	CAP: filler FC1205 (63477)		EA		1	*	*	*	*	*	*	5	*	30	11
P F 00027	2530-391-0705	CUP: piston secondary 858310 (12603)		EA	1	*	*	*	*	*	*	5	*	30	5	
P 0 00028	2530-215-7352	GASKET: filler cap FC2037 (63477)		EA		1	*	*	2	*	*	2	10	50	30	10
P F 00029	2530-741-1637	SPRING: piston return FC932 (63477)		EA		1	*	*	*	*	*	*	5	*	30	8
P F 00030	5310-74-1636	WASHER, FLAT: piston stop FC928 (63477)		EA		1	*	*	*	*	*	*	5	*	30	4

(1) SMR CODE INDEX NO.	(2) FEDERAL STOCK NUMBER	(3) DESCRIPTION REFERENCE NUMBER & MFR. CODE USABLE ON CODE		(4) UNIT OF ISSUE	(5) QTY INC IN UNIT PACK	(6) QTY INC IN UNIT	(7) 30 DAY DS MAINT ALLOWANCE			(8) 30 DAY GS MAINT ALLOWANCE			(9) 1-YR ALW PER 100 EQUIP CNTGCY	(10) DEPOT MAINT ALW PER 100 EQUIP	(11) ILLUSTRATION	
							(a)	(b)	(c)	(a)	(b)	(c)			(a)	(b)
							1-20	21-50	51-100	1-20	21-50	51-100			FIGURE NO.	ITEM NO/
P F 00031	2530-466-8624	GASKET: fitting, hydraulic FC602 (63477)		EA		1	*	*	*	*	*	*	5	*	30	12
X2 0 00032		GROMMET: wire 303512 (12603)		EA		1										
X2 0 00033		GUIDE: spring 317076 (12603)		EA		1									28	7
X2 0 00034		HINGE: pedal 794293(12603)		EA		1									28	17
X2 F 00035		LEVER: accelerator 761453 (12603)		EA		1									29	1
X2 F 00036		LINK: accelerator 785860 (12603)		EA		1									29	9
X2 0 00037		MAT: pedal 794274 (12603)		EA		1									28	20
F 00038	5310-584-5007	NUT, PLAIN, HEXAGON: jam, steel, cadmium or zinc coated, 3/8 in. 16 NC-2B		EA		1	*	*	*	*	*	*	*	*		
F 00039	5310-584-5007	NUT, PLAIN, HEXAGON: jam, steel, cadmium or zinc coated, 3/8 in. 16 NC-2B		EA		1	*	*	*	*	*	*	*	*		
F 00040	5310-655-9371	NUT, PLAIN, HEXAGON: steel, cadmium or zinc coated, 1/2 in. 20 NF-2B		EA		1	*	*	*	*	*	*	*	*	29	8
0 00041	5310-543-5653	NUT, PLAIN, HEXAGON: steel, cadmium or zinc coated, 3/8 in. 24 NF-2B		EA		2	*	*	*	*	*	*	*	*		
F 00042	5310-543-5653	NUT, PLAIN, HEXAGON: steel, cadmium or zinc coated, 3/8 in. 24 NF-2B		EA		3	*	*	*	*	*	*	*	*		
0 00043	5310-013-4530	NUT, PLAIN, HEXAGON: steel, cadmium or zinc coated, no. 6-32, NC-2B		EA		3	*	*	*	*	*	*	*	*	28	18
P F 00044	2530-773-5508	PARTS KIT: control cylinder, carbon FC3613 (63477)		EA		1	*	*	2	*	*	2	7	60		
X1 00045	9320-371-6078	BOOT: rubber FC927 (63477)		EA		1									30	2

(1) SMR CODE INDEX NO.	(2) FEDERAL STOCK NUMBER	(3) DESCRIPTION REFERENCE NUMBER & MFR. CODE USABLE ON CODE		(4) UNIT OF ISSUE	(5) QTY INC IN UNIT PACK	(6) QTY INC IN UNIT	(7) 30 DAY DS MAINT ALLOWANCE			(8) 30 DAY GS MAINT ALLOWANCE			(9) 1-YR ALW PER 100 EQUIP CNTGCTY	(10) DEPOT MAINT ALW PER 100 EQUIP	(11) ILLUSTRATION	
							(a)	(b)	(c)	(a)	(b)	(c)			(a)	(b)
							1-20	21-50	51-100	1-20	21-50	51-100			FIGURE NO.	ITEM NO/
X1 00046	2530-773-5311	CUP: primary FD344 (63477)		EA		1									30	7
X1 00047		LOCKWIRE F929 (63477)		EA		1									30	3
X1 00048	2530-773-5447	PISTON FC943 (63477)		EA		1									30	6
X1 00049	2530-74-1823	VALVE: check FC14425 (63477)		EA		1									30	9
X2 00050	0	PEDAL: accelerator 794272 (12603)		EA		1									28	1
F 00051	5315-252-5986	PIN, COTTER: steel, cadmium or zinc coated, 1/16, in. By 1 1/2 in.		EA		2	*	*	*	*	*	*	*	*	29	11
F 00052	5315-816-1794	PIN, COTTER: steel, cadmium or zinc coated, 3/32, in. By 1 in.		EA		1	*	*	*	*	*	*	*	*	29	16
X2 00053	F	PIN: link 644890 (12603)		EA		1									29	10
X2 00054	F	PIN: spring to yoke 746964 (12603)		EA		1									29	12
P F 00055	4730-045-8864	PLUG, MACHINE THREAD: control cylinder 371883 (06848)		EA		1	*	*	*	*	*	*	5	*		
X2 F 00056		ROD, END: link to pedal lever 761455 (12603)		EA		1									29	7
P 0 00057	2530-353-2991	ROD: push FC2697 (63477)		EA		1	*	*	*	*	*	*	5	*	30	1
0 00058	5305-269-2803	SCREW, CAP, HEXAGON HEADED: cadmium or zinc coated, 3/8in. 24 NF-2A by 1 in.		EA		1	*	*	*	*	*	*	*	*		
F 00059	5305-269-2807	SCREW, CAP, HEXAGON HEAD: steel, cadmium or zinc coated, 3/8 in. 24 NF-2A by 1 1/2 in.		EA		3	*	*	*	*	*	*	*	*		
X2 F 00060		SCREW: lever to frame 713008 (12603)		EA		1										
0 00061	5305-013-1890	SCREW, MACHINE: fl-hd, slotted, steel, cadmium or zinc coated, No. 6-32 NC-2A by 3/8 in.		EA		6	*	*	*	*	*	*	*	*	28	16

(1) SMR CODE INDEX NO.	(2) FEDERAL STOCK NUMBER	(3) DESCRIPTION REFERENCE NUMBER & MFR. CODE USABLE ON CODE		(4) UNIT OF ISSUE	(5) QTY INC IN UNIT PACK	(6) QTY INC IN UNIT	(7) 30 DAY DS MAINT ALLOWANCE			(8) 30 DAY GS MAINT ALLOWANCE			(9) 1-YR ALW PER 100 EQUIP CNTGCY	(10) DEPOT MAINT ALW PER 100 EQUIP	(11) ILLUSTRATION	
							(a)	(b)	(c)	(a)	(b)	(c)			(a)	(b)
							1-20	21-50	51-100	1-20	21-50	51-100			FIGURE NO.	ITEM NO/
F 00062	5305-619-1167	SCREW, MACHINE: hex-hd, slotted, steel, cadmium or zinc coated, No. 8-32 NC 2A by 3/8 in.	EA		2	*	*	*	*	*	*	*	*	29	13	
F 00063	5305-013-2705	SCREW, MACHINE: rd-hd, slotted, steel, cadmium or zinc coated, No. 6-32 NC 2A by 1/2 in.	EA		2	*	*	*	*	*	*	*	*	28	14	
F 00064	5305-276-7951	SCREW, MACHINE: rd-hd, slotted, steel, cadmium or zinc coated, No. 8-32 NC 2B by 1/2 in.	EA		4	*	*	*	*	*	*	*	*			
0 00065	5305-012-1832	SCREW, MACHINE: rh-hd, slotted, steel, cadmium or zinc coated, No. 8-32 NC 2A by 3/8 in.	EA		1	*	*	*	*	*	*	*	*	28	6	
X2 F 00066		SPRING: pedal return 790684 (12603)	EA		1									29	20	
X2 0 00067	4	SPRING: switch actuating 777620 (12603)		EA	1										28	
P F 00068	5310-247-4196	WASHER, FLAT: control cylinder	EA		1	*	*	*	*	*	*	5	*			
P F 00069	5310-209-1761	WASHER, FLAT: fluid passage bolt, control cylinder FC603 (63477)	EA		1	*	*	*	*	*	*	5	*	30	14	
X2 F 00070		WASHER, FLAT: pedal lever bearing retainer 610923 (12603)	EA		2									29	3	
0 00071	5310-013-8473	WASHER, LOCK: ext-tooth, steel, cadmium or zinc coated, No. 6	EA		2	*	*	*	*	*	*	*	*	28	15	
0 00072	5310-013-8593	WASHER, LOCK: ext-tooth, steel, cadmium or zinc coated, No. 8	EA		1	*	*	*	*	*	*	*	*	28	5	
0 00073	5310-013-8473	WASHER, LOCK: ext-tooth, steel, cadmium or zinc coated, No. 6	EA		3									28	19	
F 00074	5310-013-8530	WASHER, LOCK: int-ext-tooth, steel, cadmium or zinc coated, No. 8	EA		2									29	14	
F 00075	5310-013-8530	WASHER, LOCK: int-tooth, steel, cadmium or zinc coated, No. 8	EA		4	*	*	*	*	*	*	*	*			
F 00076	5310-543-2705	WASHER, LOCK: steel, cadmium or zinc coated, 3/8 in.	EA		3	*	*	*	*	*	*	*	*			
X2 F 00077		YOKE: w/bushing, cylinder 757657 (12603)	EA		1									29	21	
X2 F 00078		BUSHING: cylinder, yoke 731713 (12603)	EA		1											
F 00079	5310-297-3250	NUT, PLAIN, HEXAGON: steel, cadmium or zinc	EA		2	*	*	*	*	*	*	*	*	29	22	

(1) SMR CODE INDEX NO.	(2) FEDERAL STOCK NUMBER	(3) DESCRIPTION REFERENCE NUMBER & MFR. CODE USABLE ON CODE		(4) UNIT OF ISSUE	(5) QTY INC IN UNIT PACK	(6) QTY INC IN UNIT	(7) 30 DAY DS MAINT ALLOWANCE			(8) 30 DAY GS MAINT ALLOWANCE			(9) 1-YR ALW PER 100 EQUIP CNTGCTY	(10) DEPOT MAINT ALW PER 100 EQUIP	(11) ILLUSTRATION	
							(a)	(b)	(c)	(a)	(b)	(c)			(a)	(b)
							1-20	21-50	51-100	1-20	21-50	51-100			FIGURE NO.	ITEM NO/
P 0 00096	5905-978-4711	RESISTOR: headlight 655504 (12603)	EA		1			SEE	GRP	4014						
P 0 00097	5905-978-4720	RESISTOR: stoplight 798853 (12603)	EA		1			SEE	GRP	4014						
P 0 00098	5905-789-7645	RESISTOR: taillight 1613417 (12603)	EA		1			SEE	GRP	4014						
X2 0 00099		SPRING: handle pivot bolt, headlight 677741 (12603)	EA		1											
X2 0 00100		SPRING: vertical pivot stud, headlight 677739 (12603)	EA		1											
X2 0 00101		STOPLIGHT-TAILLIGHT, VEHICULAR 1613477 (12603)	EA		1										2	9
0 00102	5340-551-6123	STRAP, RETAINING: headlight tubing	EA		AR	*	*	*	*	*	*	*	*	*	2	8
00103 P 0 00104	5930-072-9455	0610 - SENDING UNITS AND WARNING SWITCHES SWITCH, PRESSURE: stoplight 794264 (12603)	EA		1	*	2	2	*	2	2	14	20	9	17	
00105 X2 F 00106		0611 - HORN AND WIRING CABLE ASSEMBLY: horn 877966 (12603)	EA		1											
P 0 00107	2590-072-6694	HORN ASSEMBLY: w/bracket 1613599 (12603)	EA		1	*	*	2	*	*	2	7	10			
0 00108	5310-543-5653	NUT, PLAIN, HEXAGON: steel, cadmium or zinc. coated, 3/8 in 24 NF 2B		EA	1		*	*	*	*	*	*	*	*	*	*
0 00109	5305-269-2893	SCREW, CAP, HEXAGON HEAD: steel, cadmium or zinc, coated 3/8 in. 24 NF 2A by 1 in		EA	1		*	*	*	*	*	*	*	*	*	*
0 00110	2530-930-3314	WASHER, FLAT: 3/8 in		EA	1		*	*	*	*	*	*	*	*	*	*
0 00111	5310-543-2705	WASHER, LOCK: med steel cadmium or zinc coated. 3/8 in	EA		1	*	*	*	*	*	*	*	*	*	*	*
P F 00112	2590-733-9710	HORN, BUTTON KIT 787248 (12603)	EA		1	*	*	2	*	*	2	7	10			

(1) SMR CODE INDEX NO.	(2) FEDERAL STOCK NUMBER	(3) DESCRIPTION REFERENCE NUMBER & MFR. CODE USABLE ON CODE		(4) UNIT OF ISSUE	(5) QTY INC IN UNIT PACK	(6) QTY INC IN UNIT	(7) 30 DAY DS MAINT ALLOWANCE			(8) 30 DAY GS MAINT ALLOWANCE			(9) 1-YR ALW PER 100 EQUIP CNTGCTY	(10) DEPOT MAINT ALW PER 100 EQUIP	(11) ILLUSTRATION	
							(a)	(b)	(c)	(a)	(b)	(c)			(a)	(b)
							1-20	21-50	51-100	1-20	21-50	51-100			FIGURE NO.	ITEM NO/
X1 00113		BUTTON: horn 664882 (12603)		EA		1										
X1 00114		CAP: contact 728966 (12603)		EA		1										
X1 00115		CUP: contact 728967 (12603)		EA		1										
X1 00116		EMBLEM: horn button 644887 (12603)		EA		1										
X1 00117		INSULATION: horn button 787192 (12603)		EA		1										
X1 00118		PLATE ASSEMBLY: retainer 664883 (12603)		EA		1										
X1 00119		SCREW: horn button 18G1006J (12603)		EA		3										
X1 00120		SPRING: horn button 728968 (12603)		EA		1										
F 00121	5305-013-2900	SCREW, MACHINE: rd-hd, slotted, No. 10-32 by 3/8 in.		EA		3	*	*	*	*	*	*	*	*		
X2 F 00122		SPACER: horn button 787193 (12603)		EA		1										
P F 00123	2590-073-2164	TERMPINAL AND CONTACT ASSEMBLY: horn cable 881882 (12603)		EA		1	*	*	*	*	*	5	20			
F 00124	5310-527-3288	WASHER, LOCK: steel, tooth, int-tooth, cadmium or zinc coated, No. 10		EA		3	*	*	*	*	*	*	*			
00125		0612 - BATTERY AND CABLES														
X2 0 00126		RETAINER: battery, 1h 328287 (12603)		EA		1										
X2 0 00127		RETAINER: battery, rh 328285 (12603)		EA		1										
X2 0 00128		POLLE'R ASSEMBLY: battery 783938 (12603)		EA		5										

(1) SMR CODE INDEX NO.	(2) FEDERAL STOCK NUMBER	(3) DESCRIPTION REFERENCE NUMBER & MFR. CODE USABLE ON CODE		(4) UNIT OF ISSUE	(5) QTY INC IN UNIT PACK	(6) QTY INC IN UNIT	(7) 30 DAY DS MAINT ALLOWANCE			(8) 30 DAY GS MAINT ALLOWANCE			(9) 1-YR DEPOT MAINT ALW PER 100 EQUIP CNTGCTY	(10) DEPOT MAINT ALW PER 100 EQUIP	(11) ILLUSTRATION	
							(a)	(b)	(c)	(a)	(b)	(c)			(a)	(b)
							1-20	21-50	51-100	1-20	21-50	51-100			FIGURE NO.	ITEM NO/
0 00129 0	5305-297-0640	SCREW, CAP, HEXAGON HEAD: steel, cadmium or zinc coated, 3/4 in. 10 NC 2A by 1-1/4 in.		EA		2	*	*	*	*	*	*	*			
00130 X2 0	5305-724-5884	SETSCREW: adjusting stop, headless, hex-socket, cup point, steel, cadmium or zinc coated, 3/8 in. 16 NC 2A by 1/2 in		EA		2	*	*	*	*	*	*	*			
00131 X2 0		STOP: battery, front		EA		1										
00132 0		328284 (12603) STOP: side battery retainer adjusting		EA		2										
00133 00134 X2 F	5310-809-8533	328289 (12603) WASHER: battery stop, 3/4 in. 0613 - HULL OR CHASSIS WIRING HARNESS: wiring, cowl		EA		2	*	*	*	*	*	*	*			
00135 X2 F		798440 (12603) HARNESS: wiring, dash		EA		1										
00136 X2 F		793973 (12603) HARNESS: wiring, drive motor to carbon pile thermostat		EA		1										
00137 X2 F		318035 (12603) HARNESS: wiring, headlight and brake switch		EA		1										
00138 X2 F		318036 (12603) HARNESS: wiring, main body		EA		1										
00139 X2 F		331773 (12603) HARNESS: wiring, pressure switch		EA		1										
00140 X2 F		795326 (12603) HARNESS: wiring, steering pump thermostat		EA		1										
0014 X2 F		318034 (12603) HARNESS: wiring, tail and stop light		EA		1										
00142 X2 F		1613483 (12603) WIRE ASSEMBLY: main pump thermostat		EA		1										
00143 X2 F		324257 (12603) WIRE ASSEMBLY: pressure switch to carbon pile		EA		1										
00144		795326 (12603)		EA		1										

(1) SMR CODE INDEX NO.	(2) FEDERAL STOCK NUMBER	(3) DESCRIPTION REFERENCE NUMBER & MFR. CODE USABLE ON CODE		(4) UNIT OF ISSUE	(5) QTY INC IN UNIT PACK	(6) QTY INC IN UNIT	(7) 30 DAY DS MAINT ALLOWANCE			(8) 30 DAY GS MAINT ALLOWANCE			(9) 1-YR ALW PER 100 EQUIP CNTGCTY	(10) DEPOT MAINT ALW PER 100 EQUIP	(11) ILLUSTRATION	
							(a)	(b)	(c)	(a)	(b)	(c)			(a)	(b)
							1-20	21-50	51-100	1-20	21-50	51-100			FIGURE NO.	ITEM NO/
00145		GROUP 10 - FRONT AXLE														
00146		1000 - FRONT AXLE ASSEMBLY														
X2 0 00147		AXLE END ASSEMBLY:drive 108780 (12603)		EA		2										
P 0 00148	3110-155-6699	BEARING, BALL, ANNULAR: pinion shaft 208W (21335)		EA		2	*	2	2	*	2	2	14	20	3	19
0 00149	5305-269-3208	SCREW, CAP, HEXAGON HEAD: steel, cadmium or zinc coated, 3/8 in. 16 NC-2A by 5/8 in		EA		4	*	*	*	*	*	*	*	*	3	22
0 00150	5310-843-0588	WASHER, FLAT: 3/8 in		EA		4	*	*	*	*	*	*	*	*	3	23
P 0 00151	2530-164-3568	CAP: hub, drive wheel 104595 (12603)		EA		2	*	*	*	*	*	*	5	*	3	1
0 00152	5305-269-3209	SCREW, CAP, HEXAGON HEAD: steel, cadmium or zinc coated, 3/8 in. 16 NC-2A by 3/4 in		EA		8	*	*	*	*	*	*	*	*	3	27
0 00153	5310-543-2705	WASHER, LOCK: med, steel, cadmium or zinc coated, 3/8 in		EA		8	*	*	*	*	*	*	*	*	3	26
P 0 00154	3110-227-4053	CONE AND ROLLERS, TAPERED ROLLER BEARING: hub, inner 3781 (60038)		EA		2	*	2	2	*	2	2	20	20	3	7
P 0 00155	3110-100-0747	CONE AND ROLLERS, TAPERED ROLLER BEARING: hub, outer 2793 (60038)		EA		2	*	2	2	*	2	2	20	20	3	4
X2 0 00156		DRUM: brake 107224 (12603)		EA		2									3	14
P 0 00157	2530-708-5262	GASKET: hub cap 107467 (12603)		EA		2	*	*	2	*	*	2	10	50	11	14
X2 0 00158		HUB ASSEMBLY 109157 (12603)		EA		2									3	5
P 0 00159	5306-072-6722	BOLT: ring gear 109769 (12603)		EA		12	*	*	*	*	*	*	5	*	3	6
0 00160	5306-709-2123	BOLT, MACHINE: wheel mounting		EA		10	*	*	*	*	*	*	*	*	3	12
P 0 00161	3110-100-0376	CUP, TAPERED ROLLER BEARING: hub, inner 3720 (60038)		EA		2	*	2	2	*	2	2	20	20	3	10

(1) SMR CODE INDEX NO.	(2) FEDERAL STOCK NUMBER	(3) DESCRIPTION REFERENCE NUMBER & MFR. CODE USABLE ON CODE		(4) UNIT OF ISSUE	(5) QTY INC IN UNIT PACK	(6) QTY INC IN UNIT	(7) 30 DAY DS MAINT ALLOWANCE			(8) 30 DAY GS MAINT ALLOWANCE			(9) 1-YR ALW PER 100 EQUIP CNTGCTY	(10) DEPOT MAINT ALW PER 100 EQUIP	(11) ILLUSTRATION	
							(a)	(b)	(c)	(a)	(b)	(c)			(a)	(b)
							1-20	21-50	51-100	1-20	21-50	51-100			FIGURE NO.	ITEM NO/
P 0 00162	3110-100-0359	CUP, TAPERED ROLLER BEARING: hub, outer 2720 (60038)	EA		2	*	2	2	*	2	2	20	20	3	24	
P 0 00163	2520-072-6721	GEAR: ring 108829 (12603)	EA		2	*	*	*	*	*	*	5	*	3	11	
P 0 00164	5310-383-4677	NUT, SLOTTED, HEXAGON: spindle bearing, adjusting cadmium or zinc coated, 1 in. 14 NF-2B 100575 (12603)	steel, EA		2	*	*	*	*	*	*	5	*	3	2	
0 00165	5315-013-7214	PIN, COTTER: steel, cadmium or zinc coated, 1/8 in. by 1-3/4 in	EA		2	*	*	*	*	*	*	*	*	3	25	
P 0 00166	5310-512-2082	WASHER, FLAT 101158 (12603)	EA		2	*	*	*	*	*	*	5	*	3	3	
P 0 00167	5340-072-6729	RING, RETAINING: bearing 659764 (12603)	EA		2	*	*	*	*	*	*	5	20	3	20	
P 0 00168	5330-733-2992	SEAL: oil, pinion shaft 107198 (12603)	EA		2	2	2	2	2	2	2	24	20	3	21	
P 0 00169	5330-876-9494	SEAL: oil, ring gear 110222 (12603)	EA		2	2	2	2	2	2	2	24	20	3	17	
P 0 00170	2520-876-2781	SHARFT: pinion drive 107218 (12603)	EA		2	*	*	*	*	*	*	5	*	3	18	
X2 0 00171	2520-072-6723	SPINDLE: hub 107219 (12603)	EA		2									3	8	
P 0 00172	5306-072-6724	BOLT: spindle 106546 (12603)	EA		12	*	*	*	*	*	*	5	*	3	9	
P 0 00173	5310-843-0647	WASHER, LOCK 106547 (12603)	EA		12	*	*	*	*	*	*	*	*			
X2 0 00174		SUPPORT: spindle 881558 (12603)	EA		2									3	13	
P 0 00175	2520-072-6732	VENT 110381 (12603)	EA		2	*	*	*	*	*	*	5	*			
00176 X2 F 00177		1002 - DIFFERENTIAL ADAPTER: axle 223785 (12603)	EA		1									4	18	

(1) SMR CODE INDEX NO.	(2) FEDERAL STOCK NUMBER	(3) DESCRIPTION REFERENCE NUMBER & MFR. CODE USABLE ON CODE		(4) UNIT OF ISSUE	(5) QTY INC IN UNIT PACK	(6) QTY INC IN UNIT	(7) 30 DAY DS MAINT ALLOWANCE			(8) 30 DAY GS MAINT ALLOWANCE			(9) 1-YR ALW PER 100 EQUIP CNTGCTY	(10) DEPOT MAINT ALW PER 100 EQUIP	(11) ILLUSTRATION	
							(a)	(b)	(c)	(a)	(b)	(c)			(a)	(b)
							1-20	21-50	51-100	1-20	21-50	51-100			FIGURE NO.	ITEM NO/
P F 00178	5315-072-6703	PIN, STRAIGHT, HEADLESS: axle adapter 205340 (12603)		EA		1	*	*	*	*	*	*	5	*		
F 00179	5305-050-1076	SCREW, CAP, HEXAGON HEAD: steel, cadmium or zinc coated, 7/16 in. 14 NC-2A by 1-1/2 in.		EA		4	*	*	*	*	*	*	*	*	4	9
F 00180	5305-069-5577	SCREW, CAP, HEXAGON HEAD: steel, cadmium or zinc coated, 7/16 in. 14 NC-2A by 2-1/2 in		EA		4	*	*	*	*	*	*	*	*	4	20
F 00181	5310-012-0383	'WASHER, LOCK: med, steel, cadmium or zinc coated, 7/16 in		EA		8	*	*	*	*	*	*	*	*	4	8
P F 00182	3110-100-5285	BEARING, ROLLER, TAPERED: w/cup 703133 (00000)		EA		2	*	*	*	*	*	*	5	20	4	5
P O 00183	2520-839-1055	BREATHER: axle adapter 104942 (12603)		EA		1	*	*	*	*	*	*	5	*		
P F 00184	2520-983-4231	CARRIFR: bearing, differential 220564 (12603)		EA		2	*	*	*	*	*	*	5	*	4	3
F 00185	5310-543-5653	NUT, PLAIN, HEXAGON: steel, cadmium or zinc coated, 3/8 in. 24 NF-2B		EA		8	*	*	*	*	*	*	*	*	4	11
P F 00186	5307-072-6701	STUD: carrier 207647 (12603)		EA		8	*	*	*	*	*	*	5	*	4	13
F 00187	5310-543-2705	WASHER, LOCK: med, steel, cadmium or zinc coated, 3/8 in.		EA		8	*	*	*	*	*	*	*	*	4	12
X2 H 00188		CASE: differential 216868 (12603)		EA		1									4	26
P H 00189	2520-072-6713	GEAR, HELICAL: bevel, pinion 224869 (12603)		EA		2			*	*	*		5	*	4	25
P H 00190	2520-072-6712	GEAR, HELICAL: side 200024 (12603)		EA		2			*	*	*		5	*	4	23
P H 00191	6105-072-6662	GEAR SET: ring gear and armature pinion shaft 815406 (12603)		EA		1			SEE	GRP	4000					
P F 00192	5330-231-4107	PACKING, PREFORMED: bearing carrier 25K40308 (12603)		EA		2	*	*	*	*	*	*	5	200	4	17
P O 00193	4730-359-3872 19	PLUG, MAGNETIC: drain 704518 (12603)		EA		1		*	*	*	*	*	*	5	*	4

(1) SMR CODE <hr/> INDEX NO.	(2) FEDERAL STOCK NUMBER	(3) DESCRIPTION REFERENCE NUMBER & MFR. CODE USABLE ON CODE		(4) UNIT OF ISSUE	(5) QTY INC IN UNIT PACK	(6) QTY INC IN UNIT	(7) 30 DAY DS MAINT ALLOWANCE			(8) 30 DAY GS MAINT ALLOWANCE			(9) 1-YR ALW PER 100 EQUIP CNTGCY	(10) DEPOT MAINT ALW PER 100 EQUIP	(11) ILLUSTRATION	
							(a)	(b)	(c)	(a)	(b)	(c)			(a)	(b)
							1-20	21-50	51-100	1-20	21-50	51-100			FIGURE NO.	ITEM NO/
P 0 00194	4730-278-3356	PLUG, PIPE: filler, steel, sq-hd, 2 in. NPT		EA		1	*	*	*	*	*	*	5	*	4	7
P 0 00195	4730-289-5176	PLUG, PIPE: oil level, sq-hd, malleable iron, 1/2 in. NPT 219199 (24617)		EA		1	*	*	*	*	*	*	5	*	4	10
X2 F 00196		RING: axle mounting, 1h 738534 (12603)		EA		1									4	2
X2 F 00197		RING: axle mounting rh 738533 (12603)		EA		1									4	15
P F 00198	5306-072-6717	BOLT: axle ring to frame 743607 (12603)		EA		4	*	*	*	*	*	*	5	*	4	1
P F 00199	5306-072-6207	BOLT: inner frame to axle ring, 1 in. 755743 (12603)		EA		2	*	*	*	*	*	*	5	*	4	14
P F 00200	5310-596-9442	WASHER, LOCK: med, steel, cadmium or zinc coated, 1 in.		EA	2	*	*	*	*	*	*	*	*	4	16	
P F 00201	5330-876-2782	SEAL, PLAIN ENCASED: oil bearing carrier 209158 (12603)		EA		2	2	2	2	2	2	2	2	200	4	4
X2 H 00202		SHAFT: differential pinion 200027 (12603)		EA		1									4	28
X2 H 00203		PIN: lock, pinion shaft 200028 (12603)		EA		1									4	29
X2 F 00204		SHIM: axle adapter 221969 (12603)		EA		AR									4	21
P F 00205	2520-072-6709	SHIM: axle adapter 221968 (12603)		EA		AR	*	*	*	*	*	*	5	*		
P F 00206	2520-072-6708	SHIM: axle adapter 221967 (12603)		EA		AR	*	*	*	*	*	*	5	*		
P F 00207	2520-072-6707	SHIM: axle adapter 221966 (12603)		EA		AR	*	*	*	*	*	*	5	*		
P F 00208	2520-072-6698	SHIM: bearing carrier 205890 (12603)		EA		AR	*	*	*	*	*	*	5	*	4	6

(1) SMR CODE INDEX NO.	(2) FEDERAL STOCK NUMBER	(3) DESCRIPTION REFERENCE NUMBER & MFR. CODE USABLE ON CODE		(4) UNIT OF ISSUE	(5) QTY INC IN UNIT PACK	(6) QTY INC IN UNIT	(7) 30 DAY DS MAINT ALLOWANCE			(8) 30 DAY GS MAINT ALLOWANCE			(9) 1-YR ALW PER 100 EQUIP CNTGCTY	(10) DEPOT MAINT ALW PER 100 EQUIP	(11) ILLUSTRATION	
							(a)	(b)	(c)	(a)	(b)	(c)			(a)	(b)
							1-20	21-50	51-100	1-20	21-50	51-100			FIGURE NO.	ITEM NO/
P F 00209	2520-072-6699	SHIM: bearing carrier 205891 (12603)		EA		AR	*	*	*	*	*	*	5	*		
X2 H 00210		WASHER, THRUST: pinion gear 224870 (12603)		EA		2									4	24
P H 00211	2520-072-6711	WASHER, THRUST: side gear 216870 (12603)		EA		2			*	*	*		5	*	4	22
00212		GROUP 11 - REAR AXLE														
00213		1104 - STEERING MECHANISM														
X2 F 00214		AXLE ASSEMBLY: center 109823 (12603)		EA		1									5	34
X2 F 00215	3110-120-3106	BEARING: thrust, center arm B1816X (12603)		EA		1									5	8
P F 00216	3110-157-0542	BEARING, ROLLER NEEDLE: knuckle pin B1816X (60380)		EA		4	2	2	2	2	2	28	40	5	26	
P F 00217	3110-117-0757	BEARING, ROLLER, THRUST: steering knuckle T113 (60038)		EA		2	*	2	2	*	2	2	14	20	5	18
0 00218	4730-172-0028	FITTING, LUBRICATION: knuckles, 1/8 in. 27 NPTF, 45 deg		EA		4	*	*	*	*	*	*	*	*	5	27
0 00219	4730-050-4208	FITTING, LUBRICATION: steering arm, straight, 1/8 in. 27 NPTF		EA		1	*	*	*	*	*	*	*	*		
P F 0022C	5315-073-2156	KEY: draw, heavy 108792 (12603)		EA		2	*	*	*	*	*	*	5	*	5	24
P F 00221	5315-073-2157	KEY: draw, light 108793 (12603)		EA		2	*	*	*	*	*	*	5	*		
P F 00222	2530-073-2160	KNUCKLE: steering, 1h 109830 (12603)		EA		1	*	*	*	*	*	*	5	*	5	37
P F 00223	2530-073-2155	KNUCKLE: steering, rh 109829 (12603)		EA		1	*	*	*	*	*	*	5	*	5	19
P F 00224	5315-375-0735	PIN, KING: knuckle 103890 (12603)		EA		2	*	*	*	*	*	*	5	20	5	25

(1) SMR CODE INDEX NO.	(2) FEDERAL STOCK NUMBER	(3) DESCRIPTION REFERENCE NUMBER & MFR. CODE USABLE ON CODE		(4) UNIT OF ISSUE	(5) QTY INC IN UNIT PACK	(6) QTY INC IN UNIT	(7) 30 DAY DS MAINT ALLOWANCE			(8) 30 DAY GS MAINT ALLOWANCE			(9) 1-YR DEPOT MAINT ALW PER 100 EQUIP CNTGCTY	(10) DEPOT MAINT ALW PER 100 EQUIP	(11) ILLUSTRATION	
							(a)	(b)	(c)	(a)	(b)	(c)			(a)	(b)
							1-20	21-50	51-100	1-20	21-50	51-100			FIGURE NO.	ITEM NO/
F 00225	5340-054-1406	PLUG, EXPANSION: knuckle, 1 1/2 in.		EA		4	*	*	*	*	*	*	*	5	17	
P F 00226	5340-072-9465	RING, RETAINING: center arm pin 100202 (12603)		EA		1	*	*	*	*	*	5	5	5	4	
F 00227	5305-628-4149	SETSCREW: knuckle stop, square head, cup point, 7/16 in. 14 by 1 1/4 in.		EA		2	*	*	*	*	*	*	*	5	36	
X2 F 00228	5310-957-7121	NUT, PLAIN, HEXAGON: jam, steel, cadmium or zinc coated, 7/16 in. 14 NC-2B MS35691-705 (96906)		EA		2								5	35	
P F 00229	2530-358-9654	SHIM: knuckle 100194 (12603)		EA		AR	*	*	2	*	*	2	10	*	5	23
P F 00230	2530-454-6104	SHIM: steering arm washer 101956 (12603)		EA		AR	*	*	*	*	*	*	*			
P O 00231	2530-073-2162	TIE ROD ASSEMBLY: steering 107171 (12603)		EA		2			SEE	GRP	0401					
X2 F 00232		WASHER: felt, center arm, 2 in. id by 2 9/16 in. od by 1/4 in. thk 11E19 (12603)		EA		1								5	6	
P F 00233	5310-711-2297	WASHER, FLAT: knuckle 100588 (12603)		EA		2	*	*	*	*	*	5	*	5	22	
P F 00234	3120-876-4553	WASHER, THRUST: center arm bearing 110102 (12603)		EA		2	*	*	*	*	*	5	*	5	7	
P F 00235	2520-375-0751	WASHER, THRUST: center arm shaft 103951 (12603)		EA		1	*	*	*	*	*	5	*	5	5	
A F 00236		AXLE ASSEMBLY: steering 130971 (12603)		EA		1										
X2 F 00237		ARM: center, steering 111574 (12603)		EA		1								5	1	
P F 00238	3110-736-1105	BEARING, ROLLER NEEDLE: center arm B2020X (60380)		EA		2	*	2	2	*	2	2	14	20	5	9
P F 00239	2530-073-2158	BLOCK: silent 329676 (12603)		EA		2	*	*	*	*	*	5	*	5	30	

(1) SMR CODE INDEX NO.	(2) FEDERAL STOCK NUMBER	(3) DESCRIPTION REFERENCE NUMBER & MFR. CODE USABLE ON CODE		(4) UNIT OF ISSUE	(5) QTY INC IN UNIT PACK	(6) QTY INC IN UNIT	(7) 30 DAY DS MAINT ALLOWANCE			(8) 30 DAY GS MAINT ALLOWANCE			(9) 1-YR DEPOT MAINT ALW PER 100 EQUIP CNTGCY	(10) DEPOT MAINT ALW PER 100 EQUIP	(11) ILLUSTRATION	
							(a)	(b)	(c)	(a)	(b)	(c)			(a)	(b)
							1-20	21-50	51-100	1-20	21-50	51-100			FIGURE NO.	ITEM NO/
F 00240	5310-957-0789	NUT, SLOTTED, HEXAGON: steel, cadmium or zinc coated, 7/8 in. 14 NF-2B	EA		2	*	*	*	*	*	*	*	*	5	32	
F 00241	5315-012-0123	PIN, COTTER: steel, cadmium or zinc coated, 1/8 in. by 1 1/4 in.	EA		2	*	*	*	*	*	*	*	*	5	31	
F 00242	5305-298-3183	SCREW, CAP, HEXAGON HEAD: steel, cadmium or zinc coated, 5/8 in. NF-2A by 3 in.	EA		4	*	*	*	*	*	*	*	*	5	29	
F 00243	5310-579-3603	WASHER, FLAT: 5/8	EA		2	*	*	*	*	*	*	*	*	5	33	
F 00244	5310-012-1574	WASHER, LOCK: med, steel, cadmium or zinc coated, 5/8 in.	EA		4	*	*	*	*	*	*	*	*	5	28	
X2 F 00245		SPACER: silent block to frame 799269 (12603)	EA		2											
00246		GROUP 12 - BRAKES														
00247		1201 - HAND BRAKE														
X2 F 00248		BOLT: shoe adjusting 655678 (12603)	EA		1									6	13	
F 00249	5310-656-0227	NUT, PLAIN, HEXAGON: jam, steel, cadmium or zinc coated, 1/2 in. 20 NF-2B	EA		1	*	*	*	*	*	*	*	*	6	7	
F 00250	5310-655-9371	NUT, PLAIN, HEXAGON: steel, cadmium or zinc coated, 1/2 in. 20 NF-2B	EA		1	*	*	*	*	*	*	*	*	6	8	
F 00251	5310-882-8253	WASHER, FLAT: shoe bolt	EA		1	*	*	*	*	*	*	*	*	6	12	
P 0 00252	5306-316-4809	BOLT, EYE: spring tension 637793 (12603)	EA		1	*	*	*	*	*	*	5	*	7	14	
00253	5310-584-5007	NUT, PLAIN, HEXAGON: jam, steel, cadmium or zinc coated, 3/8 in. 16 NC-2B	EA		2	*	*	*	*	*	*	*	*	7	13	
X2 FR 00254		BRAWL SHOE 655480) (12603)	EA		2									6	10	
P F 00255	2530-525-2345	BUSHING,SLEEVE: shoe 655483 (12603)	EA		4	2	2	2	2	2	2	28	40	6	4	

(1) SMR CODE INDEX NO.	(2) FEDERAL STOCK NUMBER	(3) DESCRIPTION REFERENCE NUMBER & MFR. CODE USABLE ON CODE		(4) UNIT OF ISSUE	(5) QTY INC IN UNIT PACK	(6) QTY INC IN UNIT	(7) 30 DAY DS MAINT ALLOWANCE			(8) 30 DAY GS MAINT ALLOWANCE			(9) 1-YR DEPOT MAINT ALW PER 100 EQUIP CNTGCY	(10) DEPOT MAINT ALW PER 100 EQUIP	(11) ILLUSTRATION	
							(a)	(b)	(c)	(a)	(b)	(c)			(a)	(b)
							1-20	21-50	51-100	1-20	21-50	51-100			FIGURE NO.	ITEM NO/
P F 00256	2530-525-2345 9	LINING, FRICTION: brake			EA		2	*	*	*	*	*	5	20	6	
P F 00257	5320-978-4709	655482 (12603) RIVET: lining 3H918 (12603)		EA		16	*	*	*	*	*	5	960			
F 00258	5315-816-1794	PIN, COTTER: steel, cadmium or zinc coated, 3/32 in by 1 in		EA		2	*	*	*	*	*	*	*	6	5	
P F 00259	5310-286-2901	WASHER, FLAT: shoe to pivot 619033 (12603)		EA		2	*	*	*	*	*	5	*	6	3	
X2 F 00260		CAM ASSEMBLY: hand brake 732695 (12603)		EA		1								6	18	
P F 00261	2530-072-9457	BUSHING, SLEEVE: brake cam 655677 (12603)		EA		2	*	2	2	*	2	2	14	*	6	16
X2 F 00262	3120-661-7405	BUSHING, SLEEVE: cam roller 618362 (12603)		EA		4								6	17	
F 00263	5315-816-1794	PIN, COTTER: steel, cadmium or zinc coated, 3/32 in by 1 in		EA		1	*	*	*	*	*	*	*	6	14	
P F 00264	5310-358-3793	WASHER, FLAT: brake cam to pivot 619031 (12603)		EA		2	*	*	*	*	*	5	*	6	15	
P 0 00265	5340-285-1360	CLEVIS: rod ends, control rod 2J6208 (12603)		EA		2	*	*	*	*	*	5	*	7	9	
0 00266	5310-543-5973	NUT, PLAIN, HEXAGON:jam, steel, cadmium or zinc coated, 3/8 in 24 NF-2B		EA		2	*	*	*	*	*	*	*	7	10	
0 00267	5315-842-3044	PIN, COTTER: steel, cadmium or zinc coated, 3/32 in by 5/8 in		EA		2	*	*	*	*	*	*	*			
O 00268	5315-815-8840	PIN, STRAIGHT, HEADED: steel, cyanide hardered, cadmium or zinccoated, 3/8 in by 15/16 in by 1 3/32 in		EA		2	*	*	*	*	*	*	*			
P 0 00269	5340-359-2853	CLEVIS, R30 END: adjusting 613475 (12603)		EA		2	*	*	*	*	*	5	*	7	4	
0 00270	5310-543-5973	NUTT, PLAIN, HEXAGON: jam, steel, cadmium or zinc coated, 3/, in 24 NVF-2B		EA		1	*	*	*	*	*	*	*	7	7	

(1) SMR CODE INDEX NO.	(2) FEDERAL STOCK NUMBER	(3) DESCRIPTION REFERENCE NUMBER & MFR. CODE USABLE ON CODE		(4) UNIT OF ISSUE	(5) QTY INC IN UNIT PACK	(6) QTY INC IN UNIT	(7) 30 DAY DS MAINT ALLOWANCE			(8) 30 DAY GS MAINT ALLOWANCE			(9) 1-YR ALW PER 100 EQUIP CNTGCY	(10) DEPOT MAINT ALW PER 100 EQUIP	(11) ILLUSTRATION	
							(a)	(b)	(c)	(a)	(b)	(c)			(a)	(b)
							1-20	21-50	51-100	1-20	21-50	51-100			FIGURE NO.	ITEM NO/
X2 F 00271		DRUM: motor brake 332299 (12603)	EA		1										6	6
X2 F 00272		KEY, SQUARE: brake drum, No. 3, 1/4 in. by 1 3/8 in. 7J3106 (12603)	EA		1										24	7
X2 F 00273		NUT: brake drum 100265 (12603)	EA		1										24	4
P F 00274	5310-286-2901	WASHER: brake drum 619033 (12603)	EA		1	*	*	*	*	*	*	*	5			
P O 00275	2530-072-9463	HANDLE ASSEMBLY: hand brake 392008 (12603)	EA		1	*	*	*	*	*	*	5	5	7	16	
X2 O 00276		BUMPER, RUBBER: handle 391415 (12603)	EA		1									7	17	
X2 O 00277		KNOB: handle 882907 (12603)	EA		1									7	18	
X2 O 00278		LINK: handle to clevis 334432 (12603)	EA		2									7	5	
O 00279	5315-842-3044	PIN, COTTER: steel, cadmium or zinc coated, 3/32 in. by 5/8 in.	EA		4	*	*	*	*	*	*	*	*	7	3	
O 00280	5315-815-8840	PIN, STRAIGHT, HEADED: steel, cyanide hardened, cadmium or zinc coated, 3/8 in. by 15/16 in. by 1 3/32 in.	EA		4	*	*	*	*	*	*	*	*	7	6	
F 00281	5315-013-7214	PIN, COTTER: steel, cadmium or zinc coated, 1/8 in. by 1 5/8 in.	EA		1	*	*	*	*	*	*	*	*			
X2 O 00282		PIN: lock, upper 732655 (12603)	EA		1									7	1	
X2 F 00283		PIVOT ASSEMBLY: brake cam 624488 (12603)	EA		1									6	20	
F 00284	5310-655-9371	NUT, PLAIN, HEXAGON: steel, cadmium or zinc coated, 1/2 in. 20 NF-2B	EA		2	*	*	*	*	*	*	*	*	6	22	
F 00285	5305-291-6800	SCREW, CAP, SOCKET HEAD: fl countersunk hd, w/hex socket, alloy steel, cadmium or zinc coated, 1/2 in. 20 NF-3A by 1 1/2 in.	EA		2	*	*	*	*	*	*	*	*	6	19	

(1) SMR CODE INDEX NO.	(2) FEDERAL STOCK NUMBER	(3) DESCRIPTION REFERENCE NUMBER & MFR. CODE USABLE ON CODE		(4) UNIT OF ISSUE	(5) QTY INC IN UNIT PACK	(6) QTY INC IN UNIT	(7) 30 DAY DS MAINT ALLOWANCE			(8) 30 DAY GS MAINT ALLOWANCE			(9) 1-YR ALW PER 100 EQUIP CNTGCY	(10) DEPOT MAINT ALW PER 100 EQUIP	(11) ILLUSTRATION	
							(a)	(b)	(c)	(a)	(b)	(c)			(a)	(b)
							1-20	21-50	51-100	1-20	21-50	51-100			FIGURE NO.	ITEM NO/
F 00285A	5310-584-5272	WASHER, LOCK: med, s cd or zn cd, ctd, 1/2 in.		EA		2	*	*	*	*	*	*	*	6	21	
P F 00286	5340-349-0919	WASHER: pivot plate bolt 619027 (12603)		EA		2	*	*	*	*	*	*	5	*		
X2 F 00287		PLATE ASSEMBLY: motor brake mounting 738537 (12603)		EA		1								6	1	
X2 F 00288		SCREW, CAP, SOCKET HEAD: fl countersunk hd, w/hex socket, alloy steel, cadmium or zinc coated, 5/16 in. 24 NF-3A by 1 in. 106516J (12603)		EA		7								6	2	
X2 O 00289		ROD: control 332301 (12603)		EA		1								7	11	
P F 00290		3930-446-4622 11	SPRING, HELICAL, COMPRESSION: shoe adjusting bolt 732654 (12603)		EA		1	*	*	*	*	*	*	*	*	6
P O 00291	2520-230-3726	SPRING, HELICAL, EXTENSION: lever arm 641929 (12603)		EA		1	*	*	*	*	*	5	20	7	15	
P O 00292	5930-886-9998	SWITCH: power cut off 4803 (91929)		EA		1			SEE	GRP	4012					
P F 00293	5340-349-0919	WASHER, SPECIAL: drum to motor bearing 669614 (12603)		EA		AR	*	*	*	*	*		5	*		
X2 O 00294	5315-842-3044	YOKE: clevis rod end to lever arm 390478 (12603)		EA		1								7	8	
O 00295		PIN, COTTER: steel, cadmium or zinc coated, 3/32 in. by 5/8 in.		EA		1	*	*	*	*	*	*	*	*		
O 00296	5315-815-8840	PIN, STRAIGHT, HEADED: steel, cyanide hardened cadmium or zinc coated, 3/8 in. 15/16 in. by 1-3/32 in.		EA		1	*	*	*	*	*	*	*			
X2 O 00297		YOKE: clevis rod end to lock pin 732828 (12603)		EA		1								7	2	
00298		1202 - SERVICE BRAKE														
X2 O 00299		ARM: adjusting 107312 (12603)		EA		2								8	17	
X2 O 00300		BOLT: arm 107334 (12603)		EA		2	*	*	*	*	*	5	*	8	10	

(1) SMR CODE INDEX NO.	(2) FEDERAL STOCK NUMBER	(3) DESCRIPTION REFERENCE NUMBER & MFR. CODE USABLE ON CODE		(4) UNIT OF ISSUE	(5) QTY INC IN UNIT PACK	(6) QTY INC IN UNIT	(7) 30 DAY DS MAINT ALLOWANCE			(8) 30 DAY GS MAINT ALLOWANCE			(9) 1-YR ALW PER 100 EQUIP CNTGCTY	(10) DEPOT MAINT ALW PER 100 EQUIP	(11) ILLUSTRATION	
							(a)	(b)	(c)	(a)	(b)	(c)			(a)	(b)
							1-20	21-50	51-100	1-20	21-50	51-100			FIGURE NO.	ITEM NO/
0 00301 X2 O	5310-680-5384	NUT, SLOTTED, HEXAGON: steel, cadmium or zinc coated, 3/8 in. 24 NF-2B		EA		2	*	*	*	*	*	*	*	8	18	
00302 X2 O		PIN, SPRING: arm nut 664131 (12603)		EA		2								8	19	
00303 X2 O		WASHER, FLAT: arm 107313 (12603)		EA		2								8	12	
00304 X2 O		1	WASHER: index, arm 07403 (12603)		EA		4							8	16	
00305 X2 O			WASHER, WAVE: arm 107315 (12603)		EA		2							8	11	
00306 0			BLOCK: anchor 107324 (12603)		EA		2								8	22
00307 O		5306-298-1414	BOLT, MACHINE: anchor block		EA		4	*	*	*	*	*	*	*	8	14
00308 P O R	5310-012-0383	WASHER, LOCK: med, steel, cadmium or zinc coated, 7/16 in.		EA		4	*	*	*	*	*	*	*	8	15	
00309 P F	2530-976-3331	BRAKE SHOE, INTERNALLY ACTUATED 107317 (12603)		EA		2	2	2	2	2	2	24	12	8	21	
00310 P O	2530-073-2140	LINING, FRICTION: w/adhesive 110033(12603)		EA		4	6	12	25	6	12	25	296	80	8	1
00311 X2 O	2530-072-6738	CUP: spring retainer 107330 (12603)		EA		8	*	*	*	*	*	*	5	*	8	25
00312 P O		KEY: shoe anchor 107325 (12603)		EA		4								8	23	
00313 X2 O		2530-072-6736	PIN, GUIDE, BRAKE SHOE 107327 (12603)		EA		4	*	*	*	*	*	*	5	*	8
00314 O	PLATE: backing 107311 (12603)		EA		2								8	6		
00315 O	5305-069-5573	SCREW, CAP, HEXAGON HEAD: steel, cadmium or zinc coated, 7/16 in. 14 NC-2A by 1 in.		EA		12	*	*	*	*	*	*	*	3	15	
00316	5310-843-0647	WASHER, LCCK: 7/16 in.		EA		12	*	*	*	*	*	*	*	3	16	

(1) SMR CODE INDEX NO.	(2) FEDERAL STOCK NUMBER	(3) DESCRIPTION REFERENCE NUMBER & MFR. CODE USABLE ON CODE		(4) UNIT OF ISSUE	(5) QTY INC IN UNIT PACK	(6) QTY INC IN UNIT	(7) 30 DAY DS MAINT ALLOWANCE			(8) 30 DAY GS MAINT ALLOWANCE			(9) 1-YR ALW PER 100 EQUIP CNTGCV	(10) DEPOT MAINT ALW PER 100 EQUIP	(11) ILLUSTRATION	
							(a)	(b)	(c)	(a)	(b)	(c)			(a)	(b)
							1-20	21-50	51-100	1-20	21-50	51-100			FIGURE NO.	ITEM NO/
X2 0 00317		SHIELD: dust 107806 (12603)	EA		2											
X2 0 00318		SPRING: dust shield 107783 (12603)	EA		2											
P 0 00319	5340-072-6737	SPRING, HELICAL, COMPRESSION: guide pin 107328 (12603)	EA		4	*	*	*	*	*		5	*	8	24	
P 0 00320	5340-072-6734	SPRING, HELICAL, EXTENSION: shoe return 107323 (12603)	EA		4	2	2	4	2	2	4	48	40	8	20	
00321		1204 - HYDRAULIC BRAKE SYSTEM														
P 0 00322	2530-072-6739	BLEEDER VALVE, HYDRAULIC BRAKE 871757 (12603)	EA		2	*	*	*	*	*	*	5	*	8	9	
P 0 00323	4730-072-9446	BOLT, FLUID PASSAGE: inlet, wheel cylinder 107802 (12603)	EA		2	*	*	*	*	*	*	5	10			
P 0 00324	4730-737-5440	BOLT, FLUID PASSAGE: outlet, master FC3474 (63477)	EA		1	*	*	*	*	*	*	5	*	9	16	
P 0 00325	4730-278-5812	CONNECTOR, MULTIPLE, FLUID PRESSURE LINE: outlet, master cylinder FC2678 (63477)	EA	1	*	*	*	*	*	*	*	5	*	9	14	
X2 F 00326		CONNECTOR, MULTIPLE, FLUID PRESSURE LINE: wheel cylinder EA 2 107801 (12603)	EA		2											
P 0 R 00327	2530-170-1899	CYLINDER ASSEMBLY, HYDRAULIC BRAE, MASTER FE1476 (63477)	EA		1	*	*	2	*	*	2	7	10			
P 0 00328	2530-353-2993	BELLOWS, RUBBER FC2930 (63477)	EA		1	*	*	2	*	*	2	10	20	9	8	
P 0 00329	2530-343-8161 1	CAP: filler FC12103 (63477)	EA		1	*	*	*	*	*	*	*	5	*	9	
P 0 00330	5310-543-5653	NUT, PLAIN, HEXAGON: steel, cadmium or zinc coated, 3/8 in. 24 NF-2B	EA		3	*	*	*	*	*	*	*	*			
P 0 00331	2530-164-1935	PUSH ROD, HYDRAULIC BRAKE MASTER CYLINDER FC2928 (63477)	EA		1	*	*	*	*	*	*	5	*	9	7	

(1) SMR CODE INDEX NO.	(2) FEDERAL STOCK NUMBER	(3) DESCRIPTION REFERENCE NUMBER & MFR. CODE USABLE ON CODE		(4) UNIT OF ISSUE	(5) QTY INC IN UNIT PACK	(6) QTY INC IN UNIT	(7) 30 DAY DS MAINT ALLOWANCE			(8) 30 DAY GS MAINT ALLOWANCE			(9) 1-YR ALW PER 100 EQUIP CNTGCY	(10) DEPOT MAINT ALW PER 100 EQUIP	(11) ILLUSTRATION	
							(a)	(b)	(c)	(a)	(b)	(c)			(a)	(b)
							1-20	21-50	51-100	1-20	21-50	51-100			FIGURE NO.	ITEM NO/
P 0 00332	5340-353-2994 5	RING, RETAINING: bellows, large FC2931 (63477)		EA		1	*	*	*	*	*	*	5	20	9	
P 0 00333	5340-282-0060	RING, RETAINING: bellows, small FC939 (63477)		EA	1	*	*	*	*	*	*	5	20	9	6	
0 00334	5305-269-2805	SCREW, CAP, HEXAGON HEAD: steel, cadmium		EA	3	*	*	*	*	*	*	*	*			
P F 00335	5340-321-6445	SPRING, HELICAL, COMPRESSION: piston return FC11744 (63477)		EA	1	*	*	*	*	*	*	5	10	9	3	
P F 00336	5310-595-9867 4	WASHER, FLAT: piston stop FC2926 (63477)		EA		1	*	*	*	*	*	*	5	*	9	
0 00337	5310-543-2705	WASHER, LOCK: med, steel, cadmium or zinc coated, 3/8 in.		EA	3	*	*	*	*	*	*	*	*			
P 0 00338	5330-291-6658	WASHER, NONMETALLIC: filler cap FC6019 (63477)		EA	1	*	*	*	*	*	*	5	50	9	2	
P O R 00339	2530-876-9629	CYLINDER ASSEMBLY, HYDRAULIC BRAKE, WHEEL FD22902 (63477)		EA	2	*	*	*	*	*	*	5	20			
P F 00340	2530-318-1029	PISTON: wheel cylinder FC10310 (63477)		EA	4	*	*	*	*	*	*	5	20	8	3	
0 00341	5305-559-9202 8	SCREW, CAP, HEXAGONSHEAD: steel, cadmium or zinc coated, 1/4 in. 20 NC-2A by 1/2 in		EA		4	*	*	*	*	*	*	*	*	8	
P F 00342	5340-164-3549	SPRING, HELICAL, COMPRESSION: wheel cylinder FC3024 (63477)		EA	2	*	*	*	*	*	*	5	10	8	5	
0 00343	5310-012-0380	WASHER, LOCK: med, steel, cadmium or zinc coated, 1/4 in. EA 4 * 8 7														
0 00344	4730-172-0034	FITTING, LUBRICATION: brake pedal pin, 1/8 in. NTPF, 90 deg		EA	1	*	*	*	*	*	*	*	*	10	10	
P 0 00345	5330-737-2312	GASKET: inlet connector, wheel cylinder 615374 (12603)		EA	4	*	*	*	*	*	*	5	40			
P 0 00346	2530-466-8624	GASKET: outlet connector, master cylinder 613750 (12603)		EA	1	*	*	*	*	*	*	5	*	9	13	
P 0 00347	4720-072-9456	HOSE ASSEMBLY, RUBBER: master cylinder to tee 761429 (12603)		EA	1	*	*	2	*	*	2	10	20			

(1) SMR CODE INDEX NO.	(2) FEDERAL STOCK NUMBER	(3) DESCRIPTION REFERENCE NUMBER & MFR. CODE USABLE ON CODE		(4) UNIT OF ISSUE	(5) QTY INC IN UNIT PACK	(6) QTY INC IN UNIT	(7) 30 DAY DS MAINT ALLOWANCE			(8) 30 DAY GS MAINT ALLOWANCE			(9) 1-YR DEPOT MAINT ALW PER 100 EQUIP CNTGCTY	(10) DEPOT MAINT ALW PER 100 EQUIP	(11) ILLUSTRATION	
							(a)	(b)	(c)	(a)	(b)	(c)			(a)	(b)
							1-20	21-50	51-100	1-20	21-50	51-100			FIGURE NO.	ITEM NO/
X2 0 00348		LINE ASSEMBLY: tee to left brake 759058 (12603)	EA		1											
X2 0 00349		LINE ASSEMBLY: tee to right brake 759097 (12603)	EA		1											
P F 00350	2530-383-9885	PARTS KIT, HYDRAULIC BRAKE MASTER CYLINDER FC5394 (63477)	EA		1	*	2	2	*	2	2	14	50			
X1 00351	2530-353-2993	BELLOWS, RUBBER FC2930 (63477)	EA		1									9	8	
X1 00352		CUP: primary FC2108 (63477)	EA		1									9	11	
X1 00353	2530-170-1902	PISTON ASSEMBLY FC2923 (63477)	EA		1									9	10	
X1 00354	2530-566-7785	VALVE ASSEMBLY FC14422 (63477)	EA		1									9	12	
X1 00355		WIRE: lock FC2927 (63477)	EA		1									9	9	
P F 00356	2530-737-2340	PARTS KIT, HYDRAULIC W'HEEL CYLINDER FC5381 (63477)	EA		1	2	2	4	2	2	4	44	180			
X1 00357	2530-170-1883	BOOT, DUST AND MOISTURE SEAL: piston FC5994 (63477)	EA		2									8	4	
X1 00358		BOOT: rubber FC13090 (63477)	EA		2									8	2	
X2 0 00359		TEE: hydraulic brake lines 761422 (12603)		EA		1										
P 0 00360	2530-311-9662	WASHER, FLAT: outlet bolt, master cylinder line 620238 (12603)	EA		1	*	*	*	*	*	*	5	*	9	15	
X2 0 00361		1206 - MECHANICAL BRAKE SYSTEM														
X2 0 00362		ARM: returning spring 763755 (12603)	EA		1											
P F 00363	3110-902-1657	BEARING, ROLLER, NEEDLE: pedal B1210X (60380)	EA		2	*	2	2	*	2	2	14	20	10	11	

(1) SMR CODE INDEX NO.	(2) FEDERAL STOCK NUMBER	(3) DESCRIPTION REFERENCE NUMBER & MFR. CODE USABLE ON CODE		(4) UNIT OF ISSUE	(5) QTY INC IN UNIT PACK	(6) QTY INC IN UNIT	(7) 30 DAY DS MAINT ALLOWANCE			(8) 30 DAY GS MAINT ALLOWANCE			(9) 1-YR ALW PER 100 EQUIP CNTGCTY	(10) DEPOT MAINT ALW PER 100 EQUIP	(11) ILLUSTRATION	
							(a)	(b)	(c)	(a)	(b)	(c)			(a)	(b)
							1-20	21-50	51-100	1-20	21-50	51-100			FIGURE NO.	ITEM NO/
00379		GROUP 13 - WHEELS														
00380		1311 - WHEEL ASSEMBLY														
P 0 00381 0 00382 4 0 00383 P 0 00384	2530-164-3568 5305-285-5170	CAP: hub, steer wheel 104595 (12603)	EA	2	*	*	*	*	*	*	5	*	11	6		
		SCREW, CAP, HEXAGON HEAD: steel, cadmium or zinc coated, 3/8 in. 16 NC-2A by 3/4 in.		EA	8	*	*	*	*	*	*	*	*	*		11
	5310-012-0381	WASHER, LOCK: light, steel, cadmium or zinc coated, 3/8 in.	EA	8	*	*	*	*	*	*	*	*	*	*	11	5
	3110-100-3553	CONE AND ROLLERS, TAPERED ROLLER BEARING, hub, inner steering wheel	EA	2	*	2	2	*	2	2	20	20	11	11		
	3110-198-2169	CONE AND ROLLERS, TAPERED, ROLLER BEARING: hub, outer steering wheel	EA	2	*	2	2	*	2	2	20	20	11	7		
	3110-198-2170	HUB AND CUP ASSEMBLY: steering wheels 107237 (12603)	EA	2									11	9		
	3110-100-0556	CUP, TAPERED ROLLER BEARING: hub, inner 26822 (60038)	EA	2	*	2	2	*	2	2	20	20	11	10		
	3110-198-2170	CUP, TAPERED ROLLER BEARING: hub, outer 15245 (60038)	EA	2	*	2	2	*	2	2	20	20	11	8		
	5310-383-4677	NUT, SLOTTED, HEXAGON: wheel adjusting, steel, , cadmium or zinc coated, 1 in. 14 NF-2B 100575 (12603)	EA	2	*	*	*	*	*	*	5	*	5	20		
	5315-298-1480	PIN, COTTER: steel, cadmium or zinc coated, 1/8 in. by 1 3/4 in.	EA	2	*	*	*	*	*	*	*	*	5	21		
	5330-298-0654	SEAL, PLAIN, ENCASED: oil, steering wheel hub 335C212 (80201)	EA	2	2	2	4	2	2	4	48	200	11	12		
	5310-391-3586	WHEEL ASSEMBLY: w/tire, drive 746082 (12603)	EA	2												
		NUT: drive wheel to axle 101364 (12603)	EA	10	*	*	*	*	*	*	5	*	11	16		

(1) SMR CODE INDEX NO.	(2) FEDERAL STOCK NUMBER	(3) DESCRIPTION REFERENCE NUMBER & MFR. CODE USABLE ON CODE		(4) UNIT OF ISSUE	(5) QTY INC IN UNIT PACK	(6) QTY INC IN UNIT	(7) 30 DAY DS MAINT ALLOWANCE			(8) 30 DAY GS MAINT ALLOWANCE			(9) 1-YR DEPOT MAINT ALW PER 100 EQUIP CNTGCTY	(10) DEPOT MAINT ALW PER 100 EQUIP	(11) ILLUSTRATION	
							(a)	(b)	(c)	(a)	(b)	(c)			(a)	(b)
							1-20	21-50	51-100	1-20	21-50	51-100			FIGURE NO.	ITEM NO/
X2 H 00394		WHEEL: drive 109160 (12603)	EA		2										11	15
AH O 00395		WHEEL ASSEMBLY: w/tire, steering 765837 (12603)	EA		2											
P O 00396	5306-072-9450	BOLT: w heel mounting, steering 74556 (12603)	EA		12	*	*	*	*	*	*	5	*		11	1
X2 H 00397		W2630-072-9449 TIEL: steering 110104667796 (12603)	EA		2										11	2
00398		1313 - TIRES														
P H 00399	2630-072-948	TIRE, SOLID RUBBER: drive wheel 664874 (12603)	EA		2				*	*	*	5	50		11	13
P H 00400	2630-072-9449	TIRE, SOLID RUBBER: steering wheel 667796 (12603)	EA		2				*	*	*	5	50		11	3
00401		GROUP 14 - STEERING														
00402		1401 - STEERING ASSEMBLY														
X2 F 00403		ARM ASSEMBLY: idler 779912 (12603)	EA		1										13	4
X2 F 00404		ARM: pitman 798854 (12603)	EA		1										13	21
P F 00405	3110-736-1105	BEARING, ROLLER, NEEDLE: idler arm B2020X (60380)	EA		2	*	2	2	*	2	2	14	10		13	3
0 00406	4730-172-0034	FITTING, LUBRICATION: idler arm	EA		3	*	*	*	*	*	*	*	*		13	5
0 00407	4730-050-4207	FITTING, LUBRICATION: socket, front, 1/4 in. 28 NF, taper	EA		1	*	*	*	*	*	*	*	*		13	27
X2 F 00408		GROMMET: steering column 751631 (12603)	EA		1										12	27

(1) SMR CODE <hr/> INDEX NO.	(2) FEDERAL STOCK NUMBER	(3) DESCRIPTION REFERENCE NUMBER & MFR. CODE USABLE ON CODE		(4) UNIT OF ISSUE	(5) QTY INC IN UNIT PACK	(6) QTY INC IN UNIT	(7) 30 DAY DS MAINT ALLOWANCE			(8) 30 DAY GS MAINT ALLOWANCE			(9) 1-YR ALW PER 100 EQUIP CNTGCY	(10) DEPOT MAINT ALW PER 100 EQUIP	(11) ILLUSTRATION	
							(a)	(b)	(c)	(a)	(b)	(c)			(a)	(b)
							1-20	21-50	51-100	1-20	21-50	51-100			FIGURE NO.	ITEM NO/
F 00409	5310-073-2165	NUT, PLAIN, HEXAGON: hand wheel		EA		1	*	*	*	*	*	*	*			
X2 F 00410		RING, RETAINING: idler arm 711418 (12603)		EA		1								13	1	
P 0 00411	2530-359-1828	SHIELD: ball socket, tie rod 859484 (12603)		EA		1	*	*	*	*	*	5	10	13	22	
P F R 00412	2530-073-2163	STEERING GEAR ASSEMBLY 316416 (12603)		EA		1	*	*	*	*	*	5	*			
X2 H 00413		ADAPTER ASSEMBLY: valve 861738 (12603)		EA		1								12	17	
P H 00414	3110-902-3754	BEARING, ROLLER, NEEDLE: adapter 453896 (52788)		EA		1			*	*	2	7	10			
P H 00415	5330-584-0263	PACKING, PREFORMED: seal MS28775-218 (96906)		EA		1			*	*	2	7	100			
H 00416	5305-045-1988	SCREW, CAP, HEXAGON HEAD: steel, cadmium or zinc coated, 7/16 in. 14 NC-2A by 1 1/4 in.		EA		4			*	*	*	*	*	12	8	
H 00417	5310-012-0380	WASHER, LOCK: med, steel, cadmium or zinc coated, 1/4 in.		EA		4			*	*	*	*	*	12	7	
P F 00418	2520-215-1019	ADAPTER: bearing 5662829 (52788)		EA		1	*	*	*	*	*	*	5	*		
P H 00419	2530-164-3573	ADJUSTER: pitman shaft 266678 (52788)		EA		1			*	*	*	5	10	12	22	
H 00420	5310-720-8536	NUT, PLAIN, HEXAGON: jam, steel, cadmium or zinc coated, 7/16 in. 20 NF-2B		EA		1			*	*	*	*	*			
P H 00421	3110-227-3505	BEARING ASSEMBLY: worm thrust 5663818 (52788)		EA		2			*	2	2	14	20	12	10	
P F 00422	3110-807-3185	BEARING, BALL, STEERING SHAFT: upper 871035 (12603)		EA		1	*	*	2	*	*	2	7	10	1	
P F 00423	5306-359-1395	BOLT,"U": steering column 611277 (12603)		EA		1	*	*	*	*	*	5	*	12	28	

(1) SMR CODE INDEX NO.	(2) FEDERAL STOCK NUMBER	(3) DESCRIPTION REFERENCE NUMBER & MFR. CODE USABLE ON CODE		(4) UNIT OF ISSUE	(5) QTY INC IN UNIT PACK	(6) QTY INC IN UNIT	(7) 30 DAY DS MAINT ALLOWANCE			(8) 30 DAY GS MAINT ALLOWANCE			(9) 1-YR ALW PER 100 EQUIP CNTGCTY	(10) DEPOT MAINT ALW PER 100 EQUIP	(11) ILLUSTRATION	
							(a)	(b)	(c)	(a)	(b)	(c)			(a)	(b)
							1-20	21-50	51-100	1-20	21-50	51-100			FIGURE NO.	ITEM NO/
X2 F 00424	5305-281-5890	CONNECTOR ASSEMBLY: horn 665211 (12603)		EA		2										
F 00425		SCREW, TAPPING, THREAD FORMING: horn connector, steel, rd-hd, slotted, No. 10 by 1/4 in.		EA		4	*	*	*	*	*	*	*			
P H 00426	2530-499-9263	COVER ASSEMBLY: side 20			EA	1				*	*	*	5	10	12	
H 00427	5305-285-5170	267387 (52788) SCREW, CAP, HEXAGON HEAD: side cover, steel, cadmium or zinc coated, 3/8 in. NC-2A by 3/4 in.		EA		3			*	*	*	*	*	12	18	
H 00428	5310-543-2705	WASHER, LOCK: 3/8 in.		EA		3			*	*	*	*	*	12	19	
P F 00429	2530-358-6665	COVER: horn connector 268298 (52788)		EA		2	*	*	*	*	*	5	*			
F 00430	5305-964-7529	SCREW, MACHINE: rd-hd, slotted, steel, cadmium or zinc coated, No. 10-32 NC-2A by 3/16 in.		EA		4	*	*	*	*	*	*	*			
F 00431	5310-043-2226	WASHER, LOCK: med, steel, cadmium or, zinc coated No. 10		EA		4	*	*	*	*	*	*	*			
X2 H 00432	2530-804-8692	COVER: valve end 5685068 (52788)		EA		1								12	15	
H 00433	5306-637-4914	BOLT, MACHINE: steel, cadmium or zinc coated, 5/16 in. 18 NC-2A by 1 in.		EA		3			*	*	*	*	*	12	15	
F 00434	5310-543-2705	WASHER, LOCK: med, cadmium or zinc coated, 3/8 in.		EA		3	*	*	*	*	*	*	*	12	13	
P H 00435	2530-352-9281	GASKET: adapter to housing 267098 (52788)		EA		1		*	*	*	*	5	100	12	6	
P H 00436	2530-164-3580	GASKET: side cover 266674 (52788)		EA		1			*	*	2	10	100	12	21	
P H 00437	2530-073-2170	GEAR: pitman shaft 882507 (12603)		EA		1			*	*	*	5	5	12	23	

(1) SMR CODE INDEX NO.	(2) FEDERAL STOCK NUMBER	(3) DESCRIPTION REFERENCE NUMBER & MFR. CODE USABLE ON CODE		(4) UNIT OF ISSUE	(5) QTY INC IN UNIT PACK	(6) QTY INC IN UNIT	(7) 30 DAY DS MAINT ALLOWANCE			(8) 30 DAY GS MAINT ALLOWANCE			(9) 1-YR DEPOT MAINT ALW PER 100 EQUIP CNTGCTY	(10) DEPOT MAINT ALW PER 100 EQUIP	(11) ILLUSTRATION	
							(a)	(b)	(c)	(a)	(b)	(c)			(a)	(b)
							1-20	21-50	51-100	1-20	21-50	51-100			FIGURE NO.	ITEM NO/
P F 00438	5310-220-6738	NUT, PLAIN, HEXAGON: jam, 3/4 in. 16 254291 (52788)		EA		1	*	*	*	*	*	*	5	*		
P F 00439	5310-736-9979	WASHER: pitman shaft 264772 (52788)		EA		1	*	*	*	*	*	*	5	*		
X2 H 00440		HOUSING ASSEMBLY: gear 884543 (12603)		EA		1									12	25
P H 00441	3110-292-8542	BEARING, NEEDLE: housing 730143 (12603)		EA		1			*	*	*		5	10		
P H 00442	2530-073-2171	BUSHING: gear housing 882506 (12603)		EA		1			*	*	*		5	10		
F 5310 00443	655-9371	NUT, PLAIN, HEXAGON: steel, cadmium or zinc coated, 1/2 in. 20 NF-2B		EA		1	*	*	*	*	*	*	*	*	12	5
F 5310 00444	012-0376	NUT, PLAIN, HEXAGON: "U" bolt, steel, cadmium or zinc coated, 5/16 in. 18 NC-2A		EA		2	*	*	*	*	*	*	*	*		
P H 5310 00445	10-768-0251	NIUT: worm bearing 5682242 (52788)		EA		1			*	*	*		5	*	12	12
P H 5330 00446	30-194-3720	PACKING, PREFORMED AN6230B10 (88044)		EA		2			2	2	2		24	200	12	9
O 4730 00447	018-4918	PLUG, PIPE: filler, square head, 1/2 in. NPT		EA		1	*	*	*	*	*	*	*	*	12	24
F 5305 00448	710-4194	SCREW, CAP, HEXAGON HEAD: steel, cadmium or zinc coated, 7/16 in. 20 NF-2A by 1 1/2 in.		EA		1	*	*	*	*	*	*	*	*		
F 5305 00449	226-7768	SCREW, CAP, HEXAGON HEAD: steel, cadmium or zinc coated, 1/2 in. 20 NF-2A by 2 in.		EA		1	*	*	*	*	*	*	*	*	12	3
P F 5330 00450	30-286-6862	SEAL, PLAIN ENCASED: pitman shaft 49359 (79150)		EA		1	*	*	2	*	*	2	10	100	12	26
X2 F 00451		SEAT: bearing spring 871037 (12603)		EA		1										
P H 2530 00452	30-073-2172	SHAFT ASSEMBLY: steering 884542 (12603)		EA		1			*	*	*		5	10	12	2

(1) SMR CODE INDEX NO.	(2) FEDERAL STOCK NUMBER	(3) DESCRIPTION REFERENCE NUMBER & MFR. CODE USABLE ON CODE		(4) UNIT OF ISSUE	(5) QTY INC IN UNIT PACK	(6) QTY INC IN UNIT	(7) 30 DAY DS MAINT ALLOWANCE			(8) 30 DAY GS MAINT ALLOWANCE			(9) 1-YR DEPOT MAINT ALW PER 100 EQUIP CNTGCTY	(10) DEPOT MAINT ALW PER 100 EQUIP	(11) ILLUSTRATION	
							(a)	(b)	(c)	(a)	(b)	(c)			(a)	(b)
							1-20	21-50	51-100	1-20	21-50	51-100			FIGURE NO.	ITEM NO/
P H 00453	2530-098-2201	SHIM PACKAGE: lash adjuster 605142 (52788)		EA		1				*	*	2	10	10		
P F 00454	2530-073-2166	SPRING: upper bearing 871038 (12603)		EA		1	*	*	*	*	*	*	5	10		
P H 00455	2530-887-9530	SPRING: worm bearing nut 561216 (5278S)		EA		1				*	*	*	5	10	12	11
X2 H 00456		VALVE ASSEMBLY: hydraulic "84539 (12603)		EA		1									12	16
P H 00457	2530-073-2173	PLUNGER: valve centering 884540 (12603)		EA		10				*	*	*	5	100		
P H 00458	2530-073-2174	SPRING: valve centering 884541 (12603)		EA		5				*	*	*	5	50		
P F 00459	5340-359-1938	'IWASHER, FLAT: upper bearing 5664406 (527 S)		EA		1				*	*	*	5	10		
F 00460	5310-012-0384	WASHER, LOCK: steel, cadmium or zinc coated, 1/2 in.		EA		1	*	*	*	*	*	*	*	*	12	4
F 00461	5310-013-8538	W4ASHER, LOCK: "U" bolt, tooth int-tooth, steel, cadmium or zinc coated 5/16 in.		EA		2	*	*	*	*	*	*	*	*		
X2 O 00462		TIE ROD ASSEMBLY: front 335548 (12603)		EA		1										
P O 00463	5310-384-8810	NUT: jam, tie rod socket 604407 (12603)		EA		1	*	*	*	*	*	*	5	*	13	20
P O 00464	5310-073-2161	NUT: tie rod, lh thread 107419 (12603)		EA		1	*	*	*	*	*	*	5	10	13	18
P O 00465	4730-384-8763	PLUG, MACHINE THREAD: socket, front tie rod 160P6 (59375)		EA		1		*	*	*	*	*	5	5	13	25
O 00466	5315-298-1499	PIN, COTTER: steel, cadmium or zinc coated, 1/8 in. by 2 in.		EA		1	*	*	*	*	*	*	*	*	13	24
P O 00467	2530-311-9644	SEAT: ball socket, front tie rod 604405 (12603)		EA		2	*	*	*	*	*	*	5	10	13	26

(1) SMR CODE INDEX NO.	(2) FEDERAL STOCK NUMBER	(3) DESCRIPTION REFERENCE NUMBER & MFR. CODE USABLE ON CODE		(4) UNIT OF ISSUE	(5) QTY INC IN UNIT PACK	(6) QTY INC IN UNIT	(7) 30 DAY DS MAINT ALLOWANCE			(8) 30 DAY GS MAINT ALLOWANCE			(9) 1-YR ALW PER 100 EQUIP CNTGCY	(10) DEPOT MAINT ALW PER 100 EQUIP	(11) ILLUSTRATION	
							(a)	(b)	(c)	(a)	(b)	(c)			(a)	(b)
							1-20	21-50	51-100	1-20	21-50	51-100			FIGURE NO.	ITEM NO/
P 0 00468 X2 0 00469 P 0 00470 X2 0 00471	2530-164-3338	SOCKET: adjusting, front tie rod 16SA205 (59875)		EA		1	*	*	2	*	*	2	7	*	13	23
		TIE ROD: front 766543 (12603)		EA		1									13	19
	2530-359-1529	TIE ROD END: lh 103406 (12603)		EA		1	*	*	*	*	*	*	5	10	13	17
		COVER: tie rod end 111563 (12603)		EA		1									13	16
P 0 00472 0	5310-359-1665	NUT, SLOTTED, HEXAGON 100857 (12603)		EA		1	*	*	*	*	*	*	5	*	13	14
00473 X2 0 00474	5315-839-5822	PIN, COTTER: steel, cadmium or zinc coated, 1/8 in. by 1 in.		EA		1	*	*	*	*	*	*	*	*	13	15
		TIE ROD ASSEMBLY: rear 335549 (12603)		EA		1										
P 0 00475	5310-073-2161	NUT: tie rod, lh thread 107419 (12603)		EA		1		*	*	*	*	*	5	10	13	10
P 0 00476	5310-073-2153	NUT: tie rod, rh thread 107418 (12603)		EA		1		*	*	*	*	*	5	10	13	12
P 0 00477	2520-359-1529	TIE ROD END: lh 103046 (12603)		EA		1	*	*	*	*	*	*	5	10	13	13
P 0 00478 X2 0 00478A	2520-359-1528	TIE ROD END: rh 103405 (12603)		EA		1	*	*	*	*	*	*	5	10	13	11
		COVER: tie rod end 111563 (12603)		EA		2									13	8
P 0 00479 0	5310-359-1665	NUT, SLOTTED, HEXAGON		EA		2	*	*	*	*	*	*	*	*	13	7
00480 X2 0 00481	5315-839-5822	PIN, COTTER: steel, cadmium or zinc coated, 1/8 in. by 1 in.		EA		2	*	*	*	*	*	*	*	*	13	6
		TIE ROD: rear 766545 (12603)		EA		1									13	9
P 0 00482	2530-073-2162	TIE ROD ASSEMBLY: steering 107171 (12603)		EA		2	*	*	*	*	*	*	5	*	5	16

(1) SMR CODE INDEX NO.	(2) FEDERAL STOCK NUMBER	(3) DESCRIPTION REFERENCE NUMBER & MFR. CODE USABLE ON CODE		(4) UNIT OF ISSUE	(5) QTY INC IN UNIT PACK	(6) QTY INC IN UNIT	(7) 30 DAY DS MAINT ALLOWANCE			(8) 30 DAY GS MAINT ALLOWANCE			(9) 1-YR ALW PER 100 EQUIP CNTGCY	(10) DEPOT MAINT ALW PER 100 EQUIP	(11) ILLUSTRATION	
							(a)	(b)	(c)	(a)	(b)	(c)			(a)	(b)
							1-20	21-50	51-100	1-20	21-50	51-100			FIGURE NO.	ITEM NO/
P 0 00483	5310-073-2161	NUT: tie rod, lh thread 107419 (12603)		EA		2	*	*	*	*	*	*	5	*	5	13
P 0 00484	5310-073-2153	NUT: tie rod, rh thread 107418 (12603)		EA		2	*	*	*	*	*	*	5	*	5	14
P 0 00485	2520-359-1529	TIE ROD END: lh 103406 (12603)		EA		2	*	*	*	*	*	*	5	20	5	15
P 0 00486	2520-359-1528	TIE ROD END: rh 103405 (12603)		EA		2		*	*	*	*	*	5	20	5	12
X2 0 o0486A		COVER, BALL: tie rod end 111563 (12603)		EA		4									5	11
0 00487	5310-359-1665	NUT, SLOTTED, HEXAGON		EA		4	*	*	*	*	*	*	*	*	5	2
0 00488	5315-013-7185	PIN, COTTER: steel, cadmium or zinc coated, 1/8 in. by 1 in.		EA		4	*	*	*	*	*	*	*	*	5	3
P 0 00489	2530-073-2152	TIE ROD: steering 107172 (12603)		EA		1	*	*	*	*	*	*	5	*	5	10
X2 F 00490		WASHER, FLAT: idler arm, pitman arm 664427 (12603)		EA		3									13	2
P 0 00491	2530-375-0751	WASHER, THRUST: idler arm 103951 (12603)		EA		2	*	*	*	*	*	*	5	*		
X2 F 00492		WHEEL: hand steering 787200 (12603)		EA		1										
00493		1410 - HYDRAULIC PUMP ASSEMBLY														
P F B 00494	2530-789-4886	PUMP ASSEMBLY: power steering 746321 (12603)		EA		1	*	*	*	*	*	*	5	5		
F 00495	2990-768-5352	BEARING, ROLLER, NEEDLE: pump shafts PA8542 (70763)		EA		4	2	2	2	2	2	2	28	200	14	9
F 00496	5306-225-8496	BOLT, MACHINE: hex-hd, steel, cadmium or zinc coated, 5/16 in. 18 NC-2A by 5/8 in.		EA	2	*	*	*	*	*	*	*	*	*	*	
F 00497	5306-225-8497	BOLT, MACHINE: hex-hd, steel, cadmium or zinc coated, 5/16 in. 18 NC-2A by 3/4 in.		EA		*	*	*	*	*	*	*	*	*	*	

(1) SMR CODE INDEX NO.	(2) FEDERAL STOCK NUMBER	(3) DESCRIPTION REFERENCE NUMBER & MFR. CODE USABLE ON CODE		(4) UNIT OF ISSUE	(5) QTY INC IN UNIT PACK	(6) QTY INC IN UNIT	(7) 30 DAY DS MAINT ALLOWANCE			(8) 30 DAY GS MAINT ALLOWANCE			(9) 1-YR ALW PER 100 EQUIP CNTGCTY	(10) DEPOT MAINT ALW PER 100 EQUIP	(11) ILLUSTRATION	
							(a)	(b)	(c)	(a)	(b)	(c)			(a)	(b)
							1-20	21-50	51-100	1-20	21-50	51-100			FIGURE NO.	ITEM NO/
X2 F 00498	4320-876-2679	COUPLING: drive shaft 317845 (12603)		EA		1									14	15
P F 00499		GEAR: drive 878961 (12603)		EA		1	*	*	*	*	*	5	*		14	11
P F 00500	4320-875-8104	GEAR: idler 871593 (12603)		EA		1	*	*	*	*	*	5	*		14	8
X2 F 00501		NUT: acorn, regulator adjusting screw 86717 (12603)		EA		1									14	1
X2 F 00502	6115-447-2016	PIN, DOWEL: pump body 867181 (12603)		EA		2								14	6	
X2 F 00503		PLUG, EXPANSION: 11/16 in. 12FII (12603)		EA		1								14	13	
P F 00504		PLUNGER: pressure regulator PA7105 (70763)		EA		1	*	*	*	*	*	5	*		14	5
X2 F 00505		SCREW: adjusting, pressure regulator 867179 (12603)		EA		1									14	3
X2 F 00506		SCREW, MACHINE: pump body, fil-hd 867182 (12603)		EA		8									14	10
P F 00507		3930-830-9817 SEAL, PLAIN, ENCASED: drive shaft PA9393 (70763)		EA		1	*	*	2	*	*	2	10	100	14	14
X2 F 00508		SHAFT: drive 878962 (12603)		EA		1									14	12
P F 00509		2910-706-6513	SHAFT: idler GC4800 (70763)		EA		1	*	*	*	*	*	5	*	14	7
P F 00510		5315-677-8458	SHEAR PIN: drive shaft to gear GC4850 (70763)		EA		1	*	*	*	*	*	5	*		
X2 F 00511			SPRING: pressure regulator 878960 (12603)		EA		1									14
P F 00512	5310-298-6465	WASHER, FLAT: adjusting screw nut PA7116 (70763)		EA		1	*	*	*	*	*	5	100	14	2	

(1) SMR CODE INDEX NO.	(2) FEDERAL STOCK NUMBER	(3) DESCRIPTION REFERENCE NUMBER & MFR. CODE USABLE ON CODE		(4) UNIT OF ISSUE	(5) QTY INC IN UNIT PACK	(6) QTY INC IN UNIT	(7) 30 DAY DS MAINT ALLOWANCE			(8) 30 DAY GS MAINT ALLOWANCE			(9) 1-YR DEPOT MAINT ALW PER 100 EQUIP CNTGCTY	(10) DEPOT MAINT ALW PER 100 EQUIP	(11) ILLUSTRATION	
							(a)	(b)	(c)	(a)	(b)	(c)			(a)	(b)
							1-20	21-50	51-100	1-20	21-50	51-100			FIGURE NO.	ITEM NO/
F 00513 00514 X2 0 00515	5310-013-8538	WASHER, LOCK: toothed, int-toothed, steel, cadmium or zinc coated, 5/16 in. 1411 - HOSES, LINES, FITTINGS	EA		4	*	*	*	*	*	*	*	*			
X2 0 00516 X2 0 00517		ADAPTER: hydraulic pump flange to steering pump line 662458 (12603)	EA		1									17	6	
X2 0 00518		BUSHING, REDUCER: steering pump, 1/2 in. to 3/8 in. 97F6 (12603)	EA		1											
X2 0 00519		ELBOW, PIPE TO TLTE: steering pump, 1/2 in. tube by 3/8 NPTF 84F6 (12603)	EA		1											
X2 0 00518		ELBOW: steering valve EA 1 17K5 (12603)	EA		1											
P 0 00519	2530-534-5568	PACKING, PREFORMED: elbow 154128 (62983)	EA		3	*	2	2	*	2	2	12	*			
P 0 00520	4730-052-3972	ELBOW: steering valve, 3/8 in. tube by 9/16 in. 13, 45 deg 18K5 (12603)	EA		1	*	*	*	*	*	*	5	5			
X2 0 00521		ELBOW: steering valve 666853 (12603)	EA		1											
P 0 00522	4730-050-4647	ELBOW: steering valve 672942 (12603)	EA		1	*	*	*	*	*	*	5	5			
P 0 00523	3930-733-9730	HOSE ASSEMBLY, RUBBER: steering valve to steering cylinder 672258 (12603)	EA		2	*	*	*	*	*	*	5	10			
P 0 00524		HOSE ASSEMBLY, RUBBER: steering pump to steering valve 657(652 (12603)	EA		1	*	*	*	*	*	5	5				
M 0 00525		HOSE, RUBBER: steering valve to carbon pile, 5/8 in. id by 7/8 in. Od 1525-10-48 (10624)	EA		1											
X20 00526	4720-204-1784	MANUFACTURE FROM: HOSE, RUBBER (3 ft. 5-1/2 in. required)	FT						SEE GRP	9501						

(1) SMR CODE INDEX NO.	(2) FEDERAL STOCK NUMBER	(3) DESCRIPTION REFERENCE NUMBER & MFR. CODE USABLE ON CODE		(4) UNIT OF ISSUE	(5) QTY INC IN UNIT PACK	(6) QTY INC IN UNIT	(7) 30 DAY DS MAINT ALLOWANCE			(8) 30 DAY GS MAINT ALLOWANCE			(9) 1-YR DEPOT MAINT ALW PER 100 EQUIP CNTGCY	(10) DEPOT MAINT ALW PER 100 EQUIP	(11) ILLUSTRATION	
							(a)	(b)	(c)	(a)	(b)	(c)			(a)	(b)
							1-20	21-50	51-100	1-20	21-50	51-100			FIGURE NO.	ITEM NO/
X2 0 00527		CLAMP: hose 784662 (12603)	EA		2											
X2 0 00528		LINE ASSEMBLY: steering valve to steering cylinder 798402 (12603)	EA		1											
X2 0 00529		LINE ASSEMBLY: steering valve to steering cylinder 798403 (12603)	EA		1											
X2 0 00530		LINE ASSEMBLY: tank to steering pump, front 798392 (12603)	EA		1											
X2 0 00531		LINE ASSEMBLY: tank to steering pump, rear 798393 (12603)	EA		1											
P 0 00532	5330-582-2855	PACKING, PREFORMED: union adapter MS28775-113 (96906)	EA		1	*	*	2	*	*	2	10	5			
P 0 00533	4730-375-1499	UNION: adapter, steering valve 690099 (12603)	EA		1	*	*	*	*	*	*	5	5			
00534		1412 - HYDRAULIC CYLINDER														
X2 F 00535		BALL AND SOCKET ASSEMBLY 798439 (12603)	EA		1									15	5	
F 00536	5310-732-0558	NUT, PLAIN, HEXAGON: steel, cadmium or zinc coated, 3/8 in. 16 NC-2B	EA		1											
F 00537	5305-269-3214	SCREW, CAP, HEXAGON HEAD: steel, cadmium or, zinc coated 3/8 in. NC-2A by 1 1/2 in.	EA	1	*	*	*	*	*	*	*	*	*	15	4	
F 00538	5310-543-2705	WASHER, LOCK: steel, cadmium or zinc coated, 3/8 in.	EA	1	*	*	*	*	*	*	*	*	*	15	6	
P F R 00539	2530-789-4888	CYLINDER ASSEMBLY: power steering 5688930 (52788)P F 2530-733-5507	EA		1	*	*	*	*	*	*	5	*	15	3	
00540		5688969 (52788)	EA		1	*	*	*	*	*	*	5	20	15	8	
X2 F 00541		PLUG: end adjusting 796165 (12603)	EA		1									15	1	
F 00542	5315-059-0184	PIN, COTTER: steel, cadmium or zinc coated, 1/8 in. by 2 1/4 in	EA		1	*	*	*	*	*	*	*	*	15	10	

(1) SMR CODE INDEX NO.	(2) FEDERAL STOCK NUMBER	(3) DESCRIPTION REFERENCE NUMBER & MFR. CODE USABLE ON CODE		(4) UNIT OF ISSUE	(5) QTY INC IN UNIT PACK	(6) QTY INC IN UNIT	(7) 30 DAY DS MAINT ALLOWANCE			(8) 30 DAY GS MAINT ALLOWANCE			(9) 1-YR DEPOT MAINT ALW PER 100 EQUIP CNTGCY	(10) DEPOT MAINT ALW PER 100 EQUIP	(11) ILLUSTRATION	
							(a)	(b)	(c)	(a)	(b)	(c)			(a)	(b)
							1-20	21-50	51-100	1-20	21-50	51-100			FIGURE NO.	ITEM NO/
X2 F 00543		SEAT: ball, end 796164 (12603)		EA		2									15	2
X2 F 00544		SHIELD: ball socket 635451 (12603)		EA		1									15	9
00545		GROUP 18 - BODY, CAB, HOOD														
00546		1801 BODY, CAB, HOOD ASSEMBLIES														
P 0 00547	5340-164-3063	CLAMP: battery discharge indicator 857408 (80659)		EA		1	*	*	*	*	*	*	5	*		
0 00548	5310-012-0614	NUT, PLAIN, HEXAGON:steel, cadmium or zinc coated, No. 10-32 NF-2B		EA		4	*	*	*	*	*	*	*	*		
0 00549	5310-527-3288	WASHER, LOCK: toothed, int-tooth, steel cadmium or zinc coated, No. 10		EA		2	*	*	*	*	*	*	*	*		
X2 0 00550		COVER: dash instrument panel 751683 (12603)		EA		1									1	5
P F 00551	2530-359-1473	CUSHION: steering column 617961 (12603)		EA		1	*	*	*	*	*	*	5	*		
X2 0 00552		GUARD: overhead 794237 (12603)		EA		1										
X2 0 00553		BUSHING: guard socket 675760 (12603)		EA		2										
0 00554	5310-763-8905	NUT, PLAIN, HEXAGON: cowl to frame, side, steel, cadmium or zinc coated, 5/8 in. 18NF-2B		EA		2										
0 00555	5310-012-4944	NUT, PLAIN, HEXAGON:jam, steel, cadmium or zinc coated, 5/8 in. 18 NF-2B		EA		2	*	*	*	*	*	*	*	*		
0 00556	5310-754-2006	NUT, PLAIN, HEXAGON:steel, cadmium or zinc coated, 3/4 in. 16 NF-2B		EA		1										
0 00557	5310-255-6408	NUT, SELF-LOCKING:indented, triangular, type s, 5/8 in. 18NC-2B		EA		2	*	*	*	*	*	*	*	*		

(1) SMR CODE INDEX NO.	(2) FEDERAL STOCK NUMBER	(3) DESCRIPTION REFERENCE NUMBER & MFR. CODE USABLE ON CODE		(4) UNIT OF ISSUE	(5) QTY INC IN UNIT PACK	(6) QTY INC IN UNIT	(7) 30 DAY DS MAINT ALLOWANCE			(8) 30 DAY GS MAINT ALLOWANCE			(9) 1-YR DEPOT MAINT ALW PER 100 EQUIP CNTGCTY	(10) DEPOT MAINT ALW PER 100 EQUIP	(11) ILLUSTRATION	
							(a)	(b)	(c)	(a)	(b)	(c)			(a)	(b)
							1-20	21-50	51-100	1-20	21-50	51-100			FIGURE NO.	ITEM NO/
X2 0 00558		PANEL ASSEMBLY: lower dash 766526 (12603)		EA		1										
X2 0 00559		PLATE: cover steering gear filler 732683 (12603)		EA		1										
X2 0 00560		PLATE: instrument panel 794258 (12603)		EA		1										
X2 0 00561		PLATE: valve switch cover 1610649 (12603)		EA		1										
X2 0 00562		RING, RETAINING: bushing 710779 (12603)		EA		2										
0 00563	5305-761-4227	SCREW, CAP, HEXAGON HEAD: cowl frame, front, , steel cadmium or zinc coated, 1/2 in. 20 NF-2A by 1 1/4 in.		EA		4	*	*	*	*	*	*	*	*		
0 00564	5305-725-4098	SCREW, CAP, HEXAGON HEAD: cowl to frame, side, steel, cadmium or zinc coated, 5/8 in. 18 NF-2A by 1 1/4 in.		EA		2	*	*	*	*	*	*	*	*		
0 00565	5305-267-8972	SCREW, CAP, HEXAGON HEAD: lower dash panel to cowl bracket, steel, cadmium or zinc coated, 1/4 in. 28 NF-2A by 3/8 in.		EA		2	*	*	*	*	*	*	*	*	*	
0 00566	5305-573-5628	SCREW, CAP, HEXAGON HEAD: steel, cadmium or zinc coated, 5/8 in. 18 NC-2A by 1 7/8 in.		EA		2	*	*	*	*	*	*	*	*	*	
0 00567	5305-267-8972	SCREW, CAP, HEXAGON HEAD: steel, cadmium or zinc coated, 1/4 in. 28 NF-2A by 3/8 in.		EA		5	*	*	*	*	*	*	*	*	*	
0 00568	5305-018-1561	SCREW, CAP, HEXAGON HEAD: steel, cadmium or zinc coated, 1/4 in. 28 NF-2A by 1/2 in.		EA		7	*	*	*	*	*	*	*	*	*	
0 00569	5305-269-3229	SCREW, CAP, HEXAGON HEAD: steel, cadmium or zinc coated, 3/8 in. 24 NF-2A by 3/8 in.		EA		4	*	*	*	*	*	*	*	*	*	
0 00570	5305-576-7116	SCREW, CAP, HEXAGON HEAD: steel, cadmium or zinc coated, 3/4 in. 16 NF-2A by 2 1/4 in.		EA		1	*	*	*	*	*	*	*	*	*	
0 00571	5305-274-2566	SCREW, CAP, HEXAGON SOCKET HEAD: steel, 5/8 in. 18 NF-2A by 2 in.		EA		2	*	*	*	*	*	*	*	*	*	

(1) SMR CODE <hr/> INDEX NO.	(2) FEDERAL STOCK NUMBER	(3) DESCRIPTION REFERENCE NUMBER & MFR. CODE USABLE ON CODE		(4) UNIT OF ISSUE	(5) QTY INC IN UNIT PACK	(6) QTY INC IN UNIT	(7) 30 DAY DS MAINT ALLOWANCE			(8) 30 DAY GS MAINT ALLOWANCE			(9) 1-YR DEPOT MAINT ALW PER 100 EQUIP CNTGCTY	(10) DEPOT MAINT ALW PER 100 EQUIP	(11) ILLUSTRATION	
							(a)	(b)	(c)	(a)	(b)	(c)			(a)	(b)
							1-20	21-50	51-100	1-20	21-50	51-100			FIGURE NO.	ITEM NO/
X2 0 00587		ADJUSTOR: seat rh 732731 (12603)	EA		1										16	14
X2 0 00588		BUMPER: seat support 732733 (12603)	EA		2											
P 0 00589	2540-765-4833	CLIP: back rest 663970 (12603)	EA		2	*	*	*	*	*	*	5	*		16	5
X2 0 00590	3930-800-9010	CUSHION: back rest 733240 (12603)	EA		1										16	1
X2 0 00591		CUSHION: seat 328676 (12603)	EA		1										16	15
0 00592	4730-204-1268	FITTING, LUBRICATION: straight, 1/4 in. 28	EA		1											
X2 0 00593		FRAME: seat EA 1 16 3 733237 (12603)														
0 00594	5310-905-4600	NUT, PLAIN, HEXAGON: jam, steel, cadmium or zinc coated, 5/16 in. 24 NC-2B		EA	4		*	*	*	*	*	*	*	*	*	16
0 00595	5310-012-0376	NUT, PLAIN, HEXAGON: steel, cadmium or zinc coated, 5/16 in. 18 NC-2A		EA	4		*	*	*	*	*	*	*	*	*	16
0 00596	5310-050-3377	NUT, SELF-LOCKING, HEXAGON: steel, cadmium or zinc coated, 1/4 in. 28 NF-3B		EA	2	*	*	*	*	*	*	*	*	*	16	6
X2 0 00597		RING, RETAINING: support shaft 732736 (12603)	EA		1											
X2 0 00598		SCREW, CAP, SOCKET HEAD: fl-countersunk head hex-socket, alloy steel, 5/16 in. 18 NF-2A by 5/8 in.		EA	4										16	13
0 00599	5305-022-6454	SCREW, MACHINE: fl-hd, slotted, steel, cadmium or zinc coated, 1/4 in. 28 NF-2A by 1 1/2 in.		EA	2	*	*	*	*	*	*	*	*	*	16	2
0 00600	5305-012-0351	SCREW, TAPPING, THREAD CUTTING: rd-hd, slotted, cadmium or zinc coated, No. 10 by 3/4 in.		EA	4	*	*	*	*	*	*	*	*	*	16	7

(1) SMR CODE INDEX NO.	(2) FEDERAL STOCK NUMBER	(3) DESCRIPTION REFERENCE NUMBER & MFR. CODE USABLE ON CODE		(4) UNIT OF ISSUE	(5) QTY INC IN UNIT PACK	(6) QTY INC IN UNIT	(7) 30 DAY DS MAINT ALLOWANCE			(8) 30 DAY GS MAINT ALLOWANCE			(9) 1-YR ALW PER 100 EQUIP CNTGCTY	(10) DEPOT MAINT ALW PER 100 EQUIP	(11) ILLUSTRATION	
							(a)	(b)	(c)	(a)	(b)	(c)			(a)	(b)
							1-20	21-50	51-100	1-20	21-50	51-100			FIGURE NO.	ITEM NO/
X2 0 00601 0	5310-012-0214	SPACER: hook rest to frame bolt 664380 (12603)		EA		2									16	4
00602 0		WASHER, LOCK: med, steel, cadmium or zinc coated, 5/16 in.		EA		4	*	*	*	*	*	*	*	*	16	11
00603 00604 00605	5310-012-0214	WASHER, LOCK: med, steel, cadmium or zinc coated, 5/16 in.		EA		4	*	*	*	*	*	*	*	*	16	9
		GROUP 24- HYDRAULIC LIFT COMPONENTS 2401 - HYDRAULIC PUMP														
X2 0 00606	5330-674-6843	COUPLING: flexible 725141 (12603)		EA		1									17	12
X2 0 00607		FLANGE: pump inlet 796161 (12603)		EA		1									17	7
P 0 00608	5330-674-6843	GASKET: flange, pump inlet 665209 (12603)		EA		1	*	*	*	*	*	5	*			
P 0 00609	5315-616-5523	KEY, WOODRUFF: ft or rd bottom, alloy, steel, rockwell C-40 plain finish, No. 8, 5/32 in. by 3/4 in.		EA		1	*	*	*	*	*	5	*	17	13	
P F 00610	4320-215-1422	PARTS KIT: hydraulic pump 912064 (62983)		EA		1	*	*	*	*	*	10	50			
X1 00611	5330-231-4107	PACKING, PREFORMED 25K40308 (12603)		EA		2								17	2	
X1 00612		RING: pump		EA		1									17	3
X1 00613	4320-513-9880	ROTOR		EA		1								17	16	
X1 00614		VANE KIT 862731 (12603)		EA		1									17	4
P F R 00615	3930-789-4894	PUMP ASSEMBLY: hydraulic V200-5-6C12S82 (62983)		EA		1	*	*	2	*	*	2	7	*		
P F 00616	3110-144-8505	BEARING, BALL, ANNULAR: shaft, inner 850294 (12603)		EA		1	*	*	*	*	*	*	5	10		

(1) SMR CODE INDEX NO.	(2) FEDERAL STOCK NUMBER	(3) DESCRIPTION REFERENCE NUMBER & MFR. CODE USABLE ON CODE		(4) UNIT OF ISSUE	(5) QTY INC IN UNIT PACK	(6) QTY INC IN UNIT	(7) 30 DAY DS MAINT ALLOWANCE			(8) 30 DAY GS MAINT ALLOWANCE			(9) 1-YR ALW PER 100 EQUIP CNTGCTY	(10) DEPOT MAINT ALW PER 100 EQUIP	(11) ILLUSTRATION	
							(a)	(b)	(c)	(a)	(b)	(c)			(a)	(b)
							1-20	21-50	51-100	1-20	21-50	51-100			FIGURE NO.	ITEM NO/
P F 00617	3930-888-9079	BEARING, BALL, ANNULAR: shaft,. outer 855525 (12603)		EA		1	*	*	2	*	*	2	7	10	17	10
P F 00618	5315-059-0119	PIN, STRAIGHT,HEADLESS: pump ring 590119 (00000)		EA		2	*	*	*	*	*	*	5	*	17	5
P F 00619	5340-359-4042	RING, RETAINING: bearing 109975 (62983)		EA		1	*	*	*	*	*	*	5	5	17	11
0 00620	5305-269-2805	SCREW, CAP, HEXAGON HEAD: motor to pump, steel, cadmium or zinc coated, 3/8 in. 24-NF-2A by 1 1/4 in.		EA		2	*	*	*	*	*	*	*	*	17	15
F 00621	5305-359-4381	SCREW, CAP, HEXAGON HEAD: steel, 1/2 in. 13 NC-3 by 2 11/16 in.		EA		4	*	*	*	*	*	*	*	*	17	11
P F 00622	2530-298-0663	SEAL, PLAIN ENCASED: oil shaft 122626 (62983)		EA		1	*	*	*	*	*	*	5	50		
P F 00623	2590-383-8993	SHAFT: pump 131420 (62983)		EA		1	*	*	*	*	*	*	5	*	17	9
P F 00624	5340-359-4359	SPRING: pressure plate 855513 (12603)		EA		1	*	*	*	*	*	*	5	*	17	17
0 00625	5310-543-2705	WASHER, LOCK: motor to pump bolt, med, steel, cadmium or zinc coated, 3/8 in.		EA		2	*	*	*	*	*	*	*	*	17	14
0 00626	5315-983-5334	SCREW, CAP, SOCKET HEAD: fl-fil-hd, w/hex-socket, alloy, steel, Rockwell C36-43,3/8 in. 16 NC-3A by 1 3/4 in.		EA		2	*	*	*	*	*	*	*	*	17	8
0 00627	5310-543-2705	WASHER, LOCK: med, steel, cadmium or zinc coated, 3/8 in.		EA		2	*	*	*	*	*	*	*	*		
00628		2402 - HYDRAULIC CONTROL VALVE														
P F 00629	5330-960-9332	RING SET: control valve 922761 (62983)		EA		2	*	2	2	*	2	2	20	50		
X1 00630		PACKING, PREFORMED: check valve plug		EA		1										
X1 00631		RING: backup, check up, check valve packing		EA		1										
X1 00632		SEAL: flange		EA		1									18	9

(1) SMR CODE INDEX NO.	(2) FEDERAL STOCK NUMBER	(3) DESCRIPTION REFERENCE NUMBER & MFR. CODE USABLE ON CODE		(4) UNIT OF ISSUE	(5) QTY INC IN UNIT PACK	(6) QTY INC IN UNIT	(7) 30 DAY DS MAINT ALLOWANCE			(8) 30 DAY GS MAINT ALLOWANCE			(9) 1-YR ALW PER 100 EQUIP CNTGCY	(10) DEPOT MAINT ALW PER 100 EQUIP	(11) ILLUSTRATION	
							(a)	(b)	(c)	(a)	(b)	(c)			(a)	(b)
							1-20	21-50	51-100	1-20	21-50	51-100			FIGURE NO.	ITEM NO/
X1 00633		SEAL: inlet to outlet body		EA		1										
X1 00634		SEAL: inlet to outlet body		EA		1										
X1 00635		SEAL: inlet to outlet body		EA		1										
X1 00636		SEAL: relief valve plug		EA		1									18	21
X1 00637		SEAL: spool lower		EA		1									18	14
X1 00638		SEAL: spool upper		EA		1										
P F R 00639	3930-789-4898	VALVE ASSEMBLY: control 337413 (12603)		EA		1	*	*	2	*	*	2	7	5		
P F 00640	3110-965-0445	BALL BEARING: check valve, 5/8 in. 10J20 (12603)		EA		2	*	2	2	*	2	2	14	*		
X2 F 00641		BRACKET: limit switch 888106 (12603)		EA		2									18	12
X2 F 00642		SCREW, MACHINE: rd-hd, cross recessed, steel, 1/4 in. 20 NC-2A by 7/8 in. 80G414 (12603)		EA											18	10
F 00643	4730-674-6831	CAP: inlet body and relief valve 1/2 in.		EA		2	*	*	*	*	*	*	*	*	1	22
X2 F 00644		COVER: spool inlet and outlet EA 2 18 13 888075 (12603)		EA		2									18	15
X2 F 00645		EXTENSION AND CAM: position 888107 (12603)		EA		2										
F 00646	5310-732-0558	NUT, PLAIN, HEXAGON: steel, cadmium or zinc coated, 3/8 in. 16 NC-2B		EA		8	*	*	*	*	*	*	*	*		
X2 F 00647		PLUG: check valve 888070 (12603)		EA		2										
X2 F 00648		PLUG: pipe, headless, hex, recessed 3/8 in. NPTF 16F06 (12603)		EA		1										
F 00649	5305-269-2798	SCREW, CAP, HEXAGON HEAD: steel, cadmium or zinc coated, 3/8 in. 24 NF-2A by 1/2 in.		EA		3	*	*	*	*	*	*	*	*	18	18

(1) SMR CODE INDEX NO.	(2) FEDERAL STOCK NUMBER	(3) DESCRIPTION REFERENCE NUMBER & MFR. CODE USABLE ON CODE		(4) UNIT OF ISSUE	(5) QTY INC IN UNIT PACK	(6) QTY INC IN UNIT	(7) 30 DAY DS MAINT ALLOWANCE			(8) 30 DAY GS MAINT ALLOWANCE			(9) 1-YR ALW PER 100 EQUIP CNTGCT	(10) DEPOT MAINT ALW PER 100 EQUIP	(11) ILLUSTRATION	
							(a)	(b)	(c)	(a)	(b)	(c)			(a)	(b)
							1-20	21-50	51-100	1-20	21-50	51-100			FIGURE NO.	ITEM NO/
F 00650	5305-269-2803	SCREW, CAP, HEXAGON HEAD: spacer, steel, cadmium or zinc coated, 3/8 in. 24 NF-2A by i in.		EA		3	*	*	*	*	*	*	*	18	7	
X2 F 00651		SPACER: valve to cowl 745014 (12603)		EA		3								18	17	
P F 00652	4810-953-5205	SPRING: check valve 223388 (62983)		EA		2	*	2	2	*	2	2	20	20		
X2 F 00653		SPRING: relief valve 888140 (12603)		EA		1								18	20	
P F 00654	3930-960-9326	SPRING: spool, inlet and outlet 246632 (62983)		EA		2	*	2	2	*	2	2	20	20	18	8
X2 F 00655		STUD: thru, valve body 1300635 (12603)		EA		4										
P F 00656	2530-034-4188 19	VALVE ASSEMBLY: relief 232799 (62983)		EA	EA	1		*	*	*	*	*	*	5	*	18
P F 00657	5310-960-9327	WASHER, "C": spool, inlet and outlet 233088 (62983)		EA		8	*	*	*	*	*	*	5	80	18	16
F 00658	5310-543-2705	WASHER, LOCK: steel, med, cadmium or zinc coated, 3/8 in.		EA		6	*	*	*	*	*	*	*	*	18	6
00659		2403 - HYDRAULIC CONTROL LEVERS AND LINKAGE														
X2 F 00660		BASE: valve linkage 328614 (12603)		EA		2								18	23	
X2 F 00661		PIN: lever base 1300641 (12603)		EA		1								18	5	
X2 F 00662		RING, RETAINING: lever base pin 732736 (12603)		EA		2								18	24	
P 0 00663	5355-765-5688	KNOB: control valve levers 653785 (12603)		EA		2	*	*	*	*	*	*	5	10	18	2
X2 F 00664		LEVER: control, lift 732952 (12603)		EA		1								18	1	

(1) SMR CODE INDEX NO.	(2) FEDERAL STOCK NUMBER	(3) DESCRIPTION REFERENCE NUMBER & MFR. CODE USABLE ON CODE		(4) UNIT OF ISSUE	(5) QTY INC IN UNIT PACK	(6) QTY INC IN UNIT	(7) 30 DAY DS MAINT ALLOWANCE			(8) 30 DAY GS MAINT ALLOWANCE			(9) 1-YR DEPOT MAINT ALW PER 100 EQUIP CNTGCTY	(10) DEPOT MAINT ALW PER 100 EQUIP	(11) ILLUSTRATION	
							(a)	(b)	(c)	(a)	(b)	(c)			(a)	(b)
							1-20	21-50	51-100	1-20	21-50	51-100			FIGURE NO.	ITEM NO/
X2 F 00665		LEVER: control lift 744849 (12603)	EA	1											18	3
F 00666	5315-842-3044	PIN, COTTER: steel, cadmium or zinc coated, 3/32 in. by 5/8 in.	EA		4	*	*	*	*	*	*	*	*		18	4
F 00667	5315-966-4924	PIN, STRAIGHT, HEADED: clevis	EA		4	*	*	*	*	*	*	*	*		18	26
F 00668	5310-833-3340	WASHER, FLAT: clevis pin, steel, cadmium or zinc coated, w/chromnte, 13/32 in. id by 13/16 in. od by 3/16 in. thk	EA		4	*	*	*	*	*	*	*	*		18	25
00669		2404 - HYDRAULIC TILT CYLINDERS AND TILT CRANK	EA		2										19	17
X2 F 00670		BEARING: rear alignment 763451 (12603)	EA		6	*	*	*	*	*	*	*	*		19	3
F 00671	5306-558-8222	BOLT, MACHINE: steel, cadmium or zinc coated, 5/16 in. 24 NF-2A by 7/8 in.	EA		2										20	14
X2 F 00672		BUSHING: front alignment 661930 (12603)	EA		2											
X2 00673		OR CYLINDER ASSEMBLY: tilt 793876 (12603)	EA		4	*	*	*	*	*	*	5	40		19	10
P F 00674	3120-876-4570	BUSHING: piston 757760 (12603)	EA		2										19	9
X2 F 00675		COVER: cylinder 762671 (12603)	EA		4	*	*	*	*	*	*	5	200		19	18
P F 00676	3930-733-9707	CUP "U": piston 755395 (12603)	EA		2										19	13
X2 F 00677		GLAND: piston 762668 (12603)	EA		6	*	*	*	*	*	*	5	*		19	22
P F 00678	5306-960-9314	BOLT: gland 757759 (12603)	EA		2	2	2	2	2	2	2	24	100		19	16
P F 00679	5330-194-3720	PACKING, PREFORMED: piston rod AN6230B100 (88044)	EA													

(1) SMR CODE INDEX NO.	(2) FEDERAL STOCK NUMBER	(3) DESCRIPTION REFERENCE NUMBER & MFR. CODE USABLE ON CODE		(4) UNIT OF ISSUE	(5) QTY INC IN UNIT PACK	(6) QTY INC IN UNIT	(7) 30 DAY DS MAINT ALLOWANCE			(8) 30 DAY GS MAINT ALLOWANCE			(9) 1-YR ALW PER 100 EQUIP CNTGCY	(10) DEPOT MAINT ALW PER 100 EQUIP	(11) ILLUSTRATION	
							(a)	(b)	(c)	(a)	(b)	(c)			(a)	(b)
							1-20	21-50	51-100	1-20	21-50	51-100			FIGURE NO.	ITEM NO/
X2 F 00680		PISTON AND ROD ASSEMBLY 788954 (12603)	EA		2									19	19	
X2 F 00681		RETAINER ASSEMBLY: seal guard 757763 (12603)	EA		2									19	7	
X2 F 00682		RETAINER: cover 757764 (12603)	EA		2									19	5	
X2 F 00683		RING: back-up 755425 (12603)	EA		2									19	15	
P F 00684	2530-860-0388	RING, RETAINING 507695 (12603)	EA		2	*	*	*	*	*	*	5	*	19	14	
X2 F 00685		RING: segment 881286 (12603)	EA		2									19	12	
P F 00686	3930-375-1445	RING: wear, piston 862147 (12603)	EA		2	*	*	*	*	*	*	5	100	19	21	
P 0 00687	3930-069-3625	ROD END: piston 732562 (12603)	EA		2	*	*	*	*	*	*	5	*	19	24	
P F 00688	5330-292-1631	SEAL, PLAIN, ENCASED: piston rod 431 (73680)	EA		2	*	*	*	*	*	*	5	200	19	11	
P F 00689	3930-733-9731	SEAL SET: guard 3436-1-1-4 (98942)	EA		2	2	2	2	2	2		24	200	19	6	
X2 F 00690		SHIM 757762 (12603)	EA		AR									19	8	
X2 F 00691		SPACER: front 774241 (12603)	EA		2									19	20	
X2 F .00692		SPACER: rear 768025 (12603)	EA		2											
0 00693	4730-050-4208	FITTING, LUBRICATION: front pivot	EA		4	*	*	*	*	*	*	*	*			
X2 0 00694		FITTING, LUBRICATION: rear pivot 624280 (12603)	EA		2											

(1) SMR CODE INDEX NO.	(2) FEDERAL STOCK NUMBER	(3) DESCRIPTION REFERENCE NUMBER & MFR. CODE USABLE ON CODE		(4) UNIT OF ISSUE	(5) QTY INC IN UNIT PACK	(6) QTY INC IN UNIT	(7) 30 DAY DS MAINT ALLOWANCE			(8) 30 DAY GS MAINT ALLOWANCE			(9) 1-YR ALW PER 100 EQUIP CNTGCY	(10) DEPOT MAINT ALW PER 100 EQUIP	(11) ILLUSTRATION	
							(a)	(b)	(c)	(a)	(b)	(c)			(a)	(b)
							1-20	21-50	51-100	1-20	21-50	51-100			FIGURE NO.	ITEM NO/
0 00695 0	5310-655-9371	NUT, PLAIN, HEXAGON: steel, cadmium or zinc coated, 1/2 in. 20 NF-2B		EA		2	*	*	*	*	*	*	*	*	19	1
00696 X2 0 00697 P 0	5315-043-1782	PIN, COTTER: steel, cadmium or zinc coated, 3/16 in. by 2 3/4 in PIN: front pivot 661931 (12603)		EA EA		2 2	*	*	*	*	*	*	*	*		
00698 X2 0 00699 0	5315-052-0147	PIN, SPRING: front pivot pin 654841 (12603) PIN: rear pivot 1613522 (12603)		EA EA		2 2	*	*	*	*	*	5	*	*		
00700 0	5305-725-4187	SCREW, CAP, HEXAGON EAD: steel, cadmium or zinc coated, 1/2 in. 20 NF-2A by 1 3/4 in.		EA		2	*	*	*	*	*	*	*	*	19	23
00701 F	5310-584-5272	WASHER, LOCK: med. steel, cadmium or zinc coated, 1/2 in.		EA		2	*	*	*	*	*	*	*	*	19	2
00702 00703 X2 F	5310-012-0214	WASHER, LOC: med, steel, cadmium or zinc coated, 5/16 in. 2405 - HYDRAULIC MAST COLUMN ADAPTER: cylinder 342626 (12603)		EA EA		6 1	*	*	*	*	*	*	*	*	19	4
00704 X2 0 00705 X2 0		ANCHOR: chain, cylinder end 734635 (12603) ANCHOR: chain, fork plate end 665755 (12603)		EA EA		2 2									20	24
00706 X2 0 00707 X2 F		BACK REST: load 762166 (12603) BRACKET: cylinder top 342953 (12603)		EA EA		1 1									21	28
00708 X2 F 00709		BUSHING: trunnion 344652 (12603)		EA		4									22	1
				EA		1									20	5
				EA		4									20	16

(1) SMR CODE INDEX NO.	(2) FEDERAL STOCK NUMBER	(3) DESCRIPTION REFERENCE NUMBER & MFR. CODE USABLE ON CODE		(4) UNIT OF ISSUE	(5) QTY INC IN UNIT PACK	(6) QTY INC IN UNIT	(7) 30 DAY DS MAINT ALLOWANCE			(8) 30 DAY GS MAINT ALLOWANCE			(9) 1-YR ALW PER 100 EQUIP CNTGCV	(10) DEPOT MAINT ALW PER 100 EQUIP	(11) ILLUSTRATION	
							(a)	(b)	(c)	(a)	(b)	(c)			(a)	(b)
							1-20	21-50	51-100	1-20	21-50	51-100			FIGURE NO.	ITEM NO/
X2 F 00710	10	CAP: trunnion 343842 (12603)		EA		2								20	17	
X2 F 00711		CARRIAGE ASSEMBLY: lift 342270 (12603)		EA		1								22	2	
X2 F 00712		ROLLER 342957 (12603)		EA		4								22	3	
X2 F 00713		ROLLER: side thrust 666354 (12603)		EA		2								22	5	
X2 F 00714		SHAFT: side thrust roller 666355 (12603)		EA		2								22	4	
X2 F 00715		SHIM: roller 662655 (12603)		EA		AR								22	8	
X2 0 00716		CHAIN: lift 666339 (12603)		EA		AR								21	5	
X2 FR 00717		CYLINDER ASSEMBLY: lift A14517-36-3-4-70 (92852)		EA		1										
X2 F 00718		ADAPTER: male, primary piston 15988 (92852)		EA		1								21	29	
X2 F 00719		ADAPTER: male, secondary piston 15987 (92852)		EA		1								21	17	
X2 F 00720		ADAPTER: male, stationary tube 3488 (92852)		EA		1								21	8	
X2 F 00721		BARREL ASSEMBLY 15091-36-3-4 (92852)		EA		1								21	27	
X2 F 00722		BEARING: secondary piston 15999 (92852)		EA		1								21	15	
X2 F 00723		BEARING: stationary tube 12737 (92852)			EA		1								21	14
X2 F 00724		HEAD: cylinder 889348 (12603)		EA		1										

(1) SMR CODE INDEX NO.	(2) FEDERAL STOCK NUMBER	(3) DESCRIPTION REFERENCE NUMBER & MFR. CODE USABLE ON CODE		(4) UNIT OF ISSUE	(5) QTY INC IN UNIT PACK	(6) QTY INC IN UNIT	(7) 30 DAY DS MAINT ALLOWANCE			(8) 30 DAY GS MAINT ALLOWANCE			(9) 1-YR ALW PER 100 EQUIP CNTGCV	(10) DEPOT MAINT ALW PER 100 EQUIP	(11) ILLUSTRATION	
							(a)	(b)	(c)	(a)	(b)	(c)			(a)	(b)
							1-20	21-50	51-100	1-20	21-50	51-100			FIGURE NO.	ITEM NO/
X2 F 00725		NUT: gland, primary piston 15986 (92852)	EA		1										21	31
X2 F 00726		NUT: gland, secondary piston 15985 (92852)	EA		1										21	20
X2 F 00727		NUT: gland, stationary tube 15073 (92852)	EA		1										21	4
P F 00723	5330-054-6888	PACKING, PREFORMED: cylinder head AN6230-30 (88044)	EA		1	2	2	3	2	2	3	31	100		21	13
P F 00729	3930-789-7640	PACKING, "V": piston rod, stationary tube 3489-4TS (92852)	EA		1	2	2	3	2	2	3	31	100		21	7
P F 00730	3930-789-7638	PACKING, "V": primary piston 7185-4TS (92852)	EA		1	2	2	3	2	2	3	31	100		21	30
P F 00731	393C-789-7637	PACKING, "V": secondary piston 15969-6TS (92852)	EA		1	2	2	3	2	2	3	31	100		21	18
P F 00732	3930-789-7636	RING: back-up, cylinder head 92852 (15450)	EA		1	2	2	3	2	2	3	31	100		21	12
X2 F 00733		RING: lock, flow valve 15998 (92852)	EA		1										21	24
X2 F 00734		RING, RETAINING 889357 (12603)	EA		1										21	6
X2 F 00735		RING, RETAINING A515X23 (74813)	EA		1											
X2 F 00736		ROD ASSEMBLY: piston, primary 15086-36-3-4 (92852)	EA		1										21	26
X2 F 00737		ROD ASSEMBLY: piston, secondary 15079-36-3-4-70 (92852)	EA		1										21	11
X2 F 00738		SPRING, HELICAL, COMPRESSION: gland, secondary 1208 (92852)	EA		6										21	16
P F 00739	5340-359-4314	SPRING, HELICAL, COMPRESSION: gland, stationary 1586 (92852)	EA		6	2	3	5	2	3	5	60	*		21	9

(1) SMR CODE INDEX NO.	(2) FEDERAL STOCK NUMBER	(3) DESCRIPTION REFERENCE NUMBER & MFR. CODE USABLE ON CODE		(4) UNIT OF ISSUE	(5) QTY INC IN UNIT PACK	(6) QTY INC IN UNIT	(7) 30 DAY DS MAINT ALLOWANCE			(8) 30 DAY GS MAINT ALLOWANCE			(9) 1-YR ALW PER 100 EQUIP CNTGCT	(10) DEPOT MAINT ALW PER 100 EQUIP	(11) ILLUSTRATION	
							(a)	(b)	(c)	(a)	(b)	(c)			(a)	(b)
							1-20	21-50	51-100	1-20	21-50	51-100			FIGURE NO.	ITEM NO/
X2 F 00740		TUBE ASSEMBLY: stationary 15082-36-3-4-70 (92852)	EA		1									21	25	
X2 F 00741		VALVE: flow A5431 (95953)	EA		1											
P F 00742	4820-034-1614	VALVE, TRUCK: bleeder 393266 (12603)	EA		2	*	*	*	*	*	*	5	*			
P F 00743	3930-789-7639	WIPER: rod, primary, piston 13801 (92852)	EA		1	2	2	3	2	2	3	31	100			
P F 00744	3930-789-7635	WIPER: rod, secondary, piston 15990 (92852)	EA		1	2	2	3	2	2	3	31	100	21	19	
P F 00745	9930-789-7641	WIPER: rod stationary tube 1098 (928521)	EA		1	2	2	3	2	2	3	31	100			
0 00746	4730-050-4203	FITTING, LUBRICATION: upright support	EA		2	*	*	*	*	*	*	*	*	20	15	
X2 0 00747	3930-937-3729	FORK: lift 752044 (12603)	EA		2									22	11	
X2 F 00748		HEAD: piston 342956 (12603)	EA		1									21	1	
X2 F 00749		SCREW: lock, piston head to piston rod 731697 (12603)	EA		1											
P 0 00750	3930-674-2908	LEVER: lift fork stop pin 756446 (12603)	EA		2	*	*	*	*	*	*	5	*	22	7	
X2 0 00751		PIN; SPRING: stop lever 654618 (12603)	EA		2									22	6	
P 0 00752	3930-699-9435	LINK: connecting, lift chain 616659 (12603)	EA		4	*	*	*	*	*	*	5	*			
X2 0 00753		LINK: off set, lift chain 641863 (12603)	EA		4											
F 00754	5310-543-5973	NUT, PLAIN, HEXAGON: jam, steel, cadmium or zinc coated, 4/8 in. 24 NF-2B	EA		2	*	*	*	*	*	*	*	*	20	20	

(1) SMR CODE INDEX NO.	(2) FEDERAL STOCK NUMBER	(3) DESCRIPTION REFERENCE NUMBER & MFR. CODE USABLE ON CODE		(4) UNIT OF ISSUE	(5) QTY INC IN UNIT PACK	(6) QTY INC IN UNIT	(7) 30 DAY DS MAINT ALLOWANCE			(8) 30 DAY GS MAINT ALLOWANCE			(9) 1-YR ALW PER 100 EQUIP CNTGCY	(10) DEPOT MAINT ALW PER 100 EQUIP	(11) ILLUSTRATION	
							(a)	(b)	(c)	(a)	(b)	(c)			(a)	(b)
							1-20	21-50	51-100	1-20	21-50	51-100			FIGURE NO.	ITEM NO/
X2 0 00755	5315-674-9484	PAD: stop block 342951 (12603)	EA		2									20	8	
P 0 00756		PIN: stop lift fork 756447 (12603)	EA		2	*	*	*	*	*	*	5	*	22	1	
X2 F 00757		RAIL ASSEMBLY: inner 340461 (12603)	EA		1									20	1	
X2 F 00758		RAIL ASSEMBLY: outer 342224 (12603)	EA		1									20	25	
X2 F 00759		RING, RETAINER: piston head 507693 (12603)	EA		1											
X2 F 00760		RING, RETAINER: piston head sprocket 659065 (12603)	EA		1									21	3	
P F 00761	5340-072-0343	5340-072-0343RING, RETAITER: cylinder adapter, 659764 (12603)	EA		1	*	*	*	*	*	*	5	*	20	23	
P F 00762		RING, RETAINING: top bracket 659764 (12603)	EA		1	*	*	*	*	*	*	5	*	20	4	
X2 F 00763		ROLLER: inner and outer rail 342957 (12603)	EA		4									20	27	
0 00764	5305-269-2805	SCREW, CAP, HEXAGON HEAD: steel, cadmium or zinc coated, 3/8 in. 24 NF-2A by 1 1/4 in.	EA		2	*	*	*	*	*	*	*	*	20	6	
F 00765	5305-269-2801	SCREW, CAP, HEXAGON HEAD: steel, cadmium or zinc coated, 3/8 in. 24 NF-2A by 3/4 in.	EA		2	*	*	*	*	*	*	*	*	20	22	
F 00766	5305-269-2805	SCREW, CAP, HEXAGON HEAD: steel, cadmium or zinc coated, 3/8 in. 24 NF-2A by 1 1/4 in.	EA		6	*	*	*	*	*	*	*	*	20	2	
F 00767	5305-725-4109	SCREW, CAP, HEXAGON HEAD: steel, cadmium or zinc coated, 5/8 in. 18 NF-2A by 1 3/4 in.	EA		4	*	*	*	*	*	*	*	*	20	18	
X2 0 00768		SCREW, CAP, SOCKET HEAD: f1-countersunk hd w/hex- socket, alloy steel, 3/8 in. 24 NF-3A by 1 in. 10G616J (12603)	EA		4									20	11	
X2 F 00769		SETSCREW: bleeder, hex-socket, cone point, 1/2 in. 20 NF-3A by 3/8 in. 16G406 (12603)	EA		1											

(1) SMR CODE INDEX NO.	(2) FEDERAL STOCK NUMBER	(3) DESCRIPTION REFERENCE NUMBER & MFR. CODE USABLE ON CODE		(4) UNIT OF ISSUE	(5) QTY INC IN UNIT PACK	(6) QTY INC IN UNIT	(7) 30 DAY DS MAINT ALLOWANCE			(8) 30 DAY GS MAINT ALLOWANCE			(9) 1-YR ALW PER 100 EQUIP CNTGCTY	(10) DEPOT MAINT ALW PER 100 EQUIP	(11) ILLUSTRATION	
							(a)	(b)	(c)	(a)	(b)	(c)			(a)	(b)
							1-20	21-50	51-100	1-20	21-50	51-100			FIGURE NO.	ITEM NO/
F 00770	5305-253-4796	SETSCREW: piston head to piston rod, hex-socket cup point, steel, cadmium or zinc coated, 3/8 in. 24 NF-3A by 1/2 in		EA		1	*	*	*	*	*	*	*			
X2 F 00771		SHIM: inner and outer rail roller 662655 (12603)		EA		AR								20	26	
X2 F 00772	3930-765-5686	SHIM: piston head roller 656993 (12603)		EA		2										
X2 O 00773		SHIM: stop pad 343983 (12603)		EA		AR								20	9	
P O 00773A	5340-674-9483 9	SPRING: pin, lift fork stop 756991 (12603)			EA	2	2	*	*	*	*	*	5	*	22	
X2 F 00774		SPROCKET: piston head 789401 (12603)		EA		2								21	2	
X2 O 00775		STOP: safety, 1h 338984 (12603)		EA		1								20	13	
X2 O 00776		STOP: safety, rh 343740 (12603)		EA		1								20	10	
O 00777	5310-833-3340	WASHER, FLAT: 3/8 in.		EA		4	*	*	*	*	*	*	*	20	7	
O 00778	5310-013-8617	WASHER, LOCK: ext-tooth, countersunk, steel, cadmium or zinc coated, 3/8 in.		EA		4	*	*	*	*	*	*	*	20	12	
F 00779	5310-543-2705	WASHER, LOCK: med, steel, cadmium or zinc coated, 3/8 in.		EA		2	*	*	*	*	*	*	*	20	21	
F 00780	5310-543-2705	WASHER, LOCK: med, steel, cadmium or zinc coated, 3/8 in.		EA		6	*	*	*	*	*	*	*	20	3	
F 00781	5310-012-1574	WASHER, LOCK: med, steel, cadmium or zinc coated, 5/8 in.		EA		4	*	*	*	*	*	*	*	20	19	
00782		2406 - HYDRAULIC LINES AND FITTINGS														
X2 O 00783		ADAPTER: w/packing, control valve 15K7 (12603)		EA		1										
P O 00784	5330-064-7777	PACKING, PREFORMED: control valve adapter 674905 (12603)		EA		1	*	2	2	*	2	2	12	*		

(1) SMR CODE INDEX NO.	(2) FEDERAL STOCK NUMBER	(3) DESCRIPTION REFERENCE NUMBER & MFR. CODE USABLE ON CODE		(4) UNIT OF ISSUE	(5) QTY INC IN UNIT PACK	(6) QTY INC IN UNIT	(7) 30 DAY DS MAINT ALLOWANCE			(8) 30 DAY GS MAINT ALLOWANCE			(9) 1-YR ALW PER 100 EQUIP CNTGCTY	(10) DEPOT MAINT ALW PER 100 EQUIP	(11) ILLUSTRATION	
							(a)	(b)	(c)	(a)	(b)	(c)			(a)	(b)
							1-20	21-50	51-100	1-20	21-50	51-100			FIGURE NO.	ITEM NO/
P 0 00785	3930-806-0007	BREATHER: filter, oil tank			EA	1	*	*	*	*	*	*	5	*		
X2 0 00786		674905 (12603) CAP, PIPE: oil tank, galv., 1/2 in. NPTF		EA		1										
X2 0 00787		22F4G (12603) CLAMP, LOOP: Control valve to lift cylinder line, type "A" 5/8 in.		EA		1										
X2 0 00788		6H16G (12603) CLAMP, LOOP: Control valve to tilt cylinder line, type "A" 1/2 in.		EA		2										
X2 0 00789		6H12 (12603) CLAMP: tube, pump toControl valve line		EA		1										
P 0 00790	4820-272-3346	16H16 (12603) COCK: oil tank drain, 3/8 in. NPTF		EA		1	*	*	*	*	*	5	10			
P 0 00791	4730-010-0597	71F3 (12603) CONNECTOR, FITTING: w/packing control valve, top of port, 1/2 in. tube 3/4 in. 16		EA		1	*	*	*	*	*	5	5			
P 0 00792	15K6 (12603)	PACKING, PREFORMED: Elbow, control valve		EA		1	*	2	2	*	2	2	12	*		
X2 F 00793	5330-714-5265	91F6 (12603) ELBOW: swivel, lift cylinder, 5/8 in. tube by 7/8 in. 14, 45 deg.		EA		1								21	22	
P 0 00794	4730-674-6845	12K7 (12603) ELBOW, TUBE TO HOSE: Control valve, 5/8 in. by 7/8 in. 14		EA		1	*	*	*	*	*	5	*			
P 0 00795	9410282	ELBOW, TUBE TO HOSE: swivel, control valve, top port, 1/2 in. tube by 3/4 in. 16		EA		1	*	*	*	*	*	5	5			
P 0 00796	4730-674-6832	11K6 (12603) ELBOW, TUBE TO HOSE: w/packing, oil tank, 5/8 in. tube by 3/4 in. 16		EA		1	*	*	*	*	*	5	5			
P 0 00797	17K7 (12603)	5330-064-7777 PACKING, PREFORMED: Elbow, oil tank		EA		1	*	2	2	*	2	2	12	*		
		91F7 (12603)														

(1) SMR CODE INDEX NO.	(2) FEDERAL STOCK NUMBER	(3) DESCRIPTION REFERENCE NUMBER & MFR. CODE USABLE ON CODE		(4) UNIT OF ISSUE	(5) QTY INC IN UNIT PACK	(6) QTY INC IN UNIT	(7) 30 DAY DS MAINT ALLOWANCE			(8) 30 DAY GS MAINT ALLOWANCE			(9) 1-YR DEPOT MAINT ALW PER 100 EQUIP CNTGCTY	(10) DEPOT MAINT ALW PER 100 EQUIP	(11) ILLUSTRATION		
							(a)	(b)	(c)	(a)	(b)	(c)			(a)	(b)	
							1-20	21-50	51-100	1-20	21-50	51-100			FIGURE NO.	ITEM NO/	
X2 0 00798		ELBOW: w/packing, bulkhead, control valve to lift cylinder line 763818 (12603)	EA		1												
P 0 00799 91F7 (12603)	5330-064-7777	PACKING, PREFORMED: elbow, control valve to lift cylinder	EA		1	*	2	2	*	2	2	12	*				
X2 0 00800		ELBOW: w/packing, hydraulic pump, 5/8 in. tube by 7/8 in. 14, 45 deg 18K7 (12603)	EA		1										17	1	
P 0 00801	5330-064-7777	PACKING, PREFORMED: pump elbow 91F7 (12603)	EA		1	*	2	2	*	2	2	12	*				
X2 F 00802		ELBOW: w/packing, lift cylinder 776150 (12603)	EA		1										21	21	
P F 00803	5330-064-7777	PACKING, PREFORMED: elbow 91F7 (12603)	EA		1	*	2	2	*	2	2	12	*		21	23	
X2 0 00804		ELBOW: control valve lower part; tilt cylinder; w/packing 3/8 in. tube by 9/16 in. 18, 90 deg 17K5 (12603)	EA		5												
P 0 00805	2530-534-5568	PACKING, PREFORMED: elbow 154128 (62983)	EA		5	2	3	5	2	3	5	60	*				
X2 OR 00806		FILTER, FLUID PRESSURE: hydraulic oil tank 733288 (12603)	EA		1												
P 0 00807	5306-833-9088	BOLT: filter mounting	EA		7	*	*	*	*	*	*	*	*		23	2	
X2 0 00808		CASE: filter, oil tank 738549 (12603)	EA		1										23	11	
X2 0 00809		COVER: filter 733290 (12603)	EA		1										23	1	
P 0 00810	4330-876-4572	FILTER ELEMENT, FLUID PRESSURE: filter 733289 (12603)	EA		1	4	8	17	4	8	17	199	100		23	5	
X2 0 00811		GASKET: filter 733295 (12603)	EA		2										23	4	

(1) SMR CODE INDEX NO.	(2) FEDERAL STOCK NUMBER	(3) DESCRIPTION REFERENCE NUMBER & MFR. CODE USABLE ON CODE		(4) UNIT OF ISSUE	(5) QTY INC IN UNIT PACK	(6) QTY INC IN UNIT	(7) 30 DAY DS MAINT ALLOWANCE			(8) 30 DAY GS MAINT ALLOWANCE			(9) 1-YR DEPOT MAINT ALW PER 100 EQUIP CNTGCV	(10) DEPOT MAINT ALW PER 100 EQUIP	(11) ILLUSTRATION	
							(a)	(b)	(c)	(a)	(b)	(c)			(a)	(b)
							1-20	21-50	51-100	1-20	21-50	51-100			FIGURE NO.	ITEM NO/
X2 0 00825		LINE ASSEMBLY: control valve to lift cylinder hose 1610553 (12603)	EA		1											
X2 0 00826		LINE ASSEMBLY: control valve to hose 1610551 (12603)	EA		1											
X2 0 00827		LINE ASSEMBLY: control valve to tilt cylinder hose 1610556 (12603)	EA		1											
X2 0 00828		LINE ASSEMBLY: control valve to lift cylinder hose, front 1610555 (12603)	EA		1											
X2 0 00829		LINE ASSEMBLY: pump hose to control valve, front outlet 1610554 (12603)	EA		1											
X2 0 00830		LINE: control valve hose to oil tank hose 1610552 (12603)	EA		1											
00831	3930-789-4897	4730-018-9566 PLUG, PIPE: oil sump level, malleable iron, black, sq-hd, 1/8 in. NPT	EA		1	*	*	*	*	*	*	*	*			
P 0 00832		VALVE ASSEMBLY: check, filter 733291 (12603)	EA		1	*	*	*	*	*	*	5	50			
X2 0 00833		BALL: check valve, filter, 7/8 10J28 (12603)	EA		1									23	7	
X2 0 00834		PLATE: filter check valve 733292 (12603)	EA		1									23	8	
00835	5310-045-1001	NUT, SELF-LOCKING, HEXAGON: steel, 1/4 in. 20 NC-2B	EA		2		*	*	*	*	*	*	*	23	10	
X2 0 00836		9 WASHER: stat-o-seal, filter 791837 (12603)	EA	EA	4											23
X2 0 00837		SPRING: check valve, filter 733293 (12603)	EA		1											
P 0 00838	5330-226-1962	WASHER, NONMETALLIC: breather, oil tank 776925 (12603)	EA		1	*	*	*	*	*	*	5	50			

(1) SMR CODE INDEX NO.	(2) FEDERAL STOCK NUMBER	(3) DESCRIPTION REFERENCE NUMBER & MFR. CODE USABLE ON CODE		(4) UNIT OF ISSUE	(5) QTY INC IN UNIT PACK	(6) QTY INC IN UNIT	(7) 30 DAY DS MAINT ALLOWANCE			(8) 30 DAY GS MAINT ALLOWANCE			(9) 1-YR ALW PER 100 EQUIP CNTGCY	(10) DEPOT MAINT ALW PER 100 EQUIP	(11) ILLUSTRATION	
							(a)	(b)	(c)	(a)	(b)	(c)			(a)	(b)
							1-20	21-50	51-100	1-20	21-50	51-100			FIGURE NO.	ITEM NO/
00839		GROUP 40 - ELECTRIC MOTORS														
00840		4000 - ELECTRIC MOTORS														
X2 F		BOLT, MACHINE: 1/4 in. 28 by 1 1/4 in.		EA		4										
00841		2C420J (12603)														
P H	6105-072-6662	GEAR SET: ring gear and armature pinion shaft		EA		1			*	*	*	5	*			
00842		815406 (12603)														
P H	5306-072-6714	BOLT, MACHINE: ring gear to case		EA		8			*	*	*	5	*	4	27	
00843		206391 (12603)														
P F R	6105-072-8270	MOTOR, DIRECT CURRENT: drive		EA		1	*	*	*	*	*	2	*			
00844		390576 (12603)														
P H	3110-072-6657	BEARING, BALL, ANNULAR: commutator end		EA		1			*	*	2	7	10	24	3	
00845		852442 (12603)														
P H	3930-888-9095	BEARING, BALL: drive end		EA		1			*	*	2	7	20	24	1	
00846		861330 (12603)														
P F	5977-072-6658	BRUSH SET, ELECTRICAL CONTACT		EA		1	2	2	3	2	2	3	31	50	24	5
00847		1810103 (1'603)														
P H	6105-072-6660	PLATE: bearing retainer		EA		1			*	*	*	5	*			
00848		888945 (12603)														
P H	5330-072-6661	SEAL, PLAIN ENCASED: armature shaft														
00849		888986 (12603)		EA		1			*	*	2	10	20	24	6	
P F R	6105-072-6664	MOTOR, DIRECT CURRENT: hydraulic pump		EA		1	*	*	*	*	*	2	*			
00850		5BT1326A46 (24446)														
P H	3110-109-1155	BEARING, BALL, ANNULAR: armature shaft, commutator		EA		1			*	*	2	7	20	25	3	
00851		end														
		664134 (12603)														
P H	3110-109-1179	BEARING, BALL, ANNULAR: armature shaft, coupling		EA		1			*	*	2	7	20	25	1	
00852		end														
		206PP (21335)														
P F R	6105-789-4884	MOTOR, DIRECT CURRENT: steering pump		EA		1	*	*	*	*	*	2	*			
00853		796171 (12603)														

(1) SMR CODE INDEX NO.	(2) FEDERAL STOCK NUMBER	(3) DESCRIPTION REFERENCE NUMBER & MFR. CODE USABLE ON CODE		(4) UNIT OF ISSUE	(5) QTY INC IN UNIT PACK	(6) QTY INC IN UNIT	(7) 30 DAY DS MAINT ALLOWANCE			(8) 30 DAY GS MAINT ALLOWANCE			(9) 1-YR ALW PER 100 EQUIP CNTGCT	(10) DEPOT MAINT ALW PER 100 EQUIP	(11) ILLUSTRATION	
							(a)	(b)	(c)	(a)	(b)	(c)			(a)	(b)
							1-20	21-50	51-100	1-20	21-50	51-100			FIGURE NO.	ITEM NO/
P F 00854	3110-144-8990	BEARING, BALL, ANNULAR: armature shaft 625A851ADP1 (24446)		EA		2	*	2	2	*	2	2	14	20	26	5
P F 00855	5977-733-9715	BRUSH, ELECTRICAL CONTACT 879490 (12603)		EA		2	*	*	*	*	*	*	5	200	26	9
P F 00856	5977-876-2806	BRUSH HOLDER KIT 161L200BAG2 (24446)		EA		AR	*	*	*	*	*	*	5	*	26	7
X2 F 00857		BRUSH PLATE KIT: steering pump motor 161L201AFG4 (24446)		EA		AR									26	8
X2 F 00858		SHIM: steering pump armature shaft bearing 879367 (12603)		EA		AR									26	4
P F 00859	5330-602-9430	WASHER: felt, end shield 5852918AAP1 (24446)		EA		1	*	*	*	*	*	*	5	20	26	3
F 00860	5310-012-0367	NUT, PLAIN, HEXAGON: steel, cadmium or zinc coated, 1/4 in. 28 NF-2B		EA		4	*	*	*	*	*	*	*	*	*	
P F 00861	5977-733-5539	PARTS KIT, ELECTRICAL: motor, hydraulic pump 881612 (12603)		EA		1	*	*	*	*	*	*	5	50	25	4
X1 00862		BRUSHES 881612 (12603)		EA		4										
X1 00863		SPRINGS 881612 (12603)		EA		4										
H 00864	5305-269-3211	SCREW, CAP, HEXAGON HEAD: steel, cadmium or zinc coated, 3/8 in. 16 NC-2A by 1 in.		EA		5				*	*	*	*	*		
F 00865	5305-269-2801	SCREW, CAP, HEXAGON HEAD: steel, cadmium or zinc coated, 3/8 in. 24 NF-2A by 3/4 in.		EA		4	*	*	*	*	*	*	*	*		
X2 00866	F	SCREW, CAP, SOCKET HEAD: fl-hd countersunk hd, w/hex-sock, steel, 3/8 in. 24 NF-3A by 1 1/4 in. 10G620 (12603)		EA		4										
X2 F 00867		SCREW, MACHINE: adapter, motor, fil-hd slotted, 1/4 in. by 1 7/8 in. 43G430J (12603)		EA		4									26	1
X2 00868	F	SCREW, MACHINE: clamp, body, steel, fil-hd, slotted, No. 10-32 by 6 in. 42G1096J (12603)		EA		2									26	2

(1) SMR CODE INDEX NO.	(2) FEDERAL STOCK NUMBER	(3) DESCRIPTION REFERENCE NUMBER & MFR. CODE USABLE ON CODE		(4) UNIT OF ISSUE	(5) QTY INC IN UNIT PACK	(6) QTY INC IN UNIT	(7) 30 DAY DS MAINT ALLOWANCE			(8) 30 DAY GS MAINT ALLOWANCE			(9) 1-YR ALW PER 100 EQUIP CNTGCTY	(10) DEPOT MAINT ALW PER 100 EQUIP	(11) ILLUSTRATION	
							(a)	(b)	(c)	(a)	(b)	(c)			(a)	(b)
							1-20	21-50	51-100	1-20	21-50	51-100			FIGURE NO.	ITEM NO/
X2 F 00869		SUPPORT: motor, hydraulic pump 761416 (12603)	EA		1											
F 00870	5310-014-7579	WASHER, FLAT: 1/4 in.	EA		4	*	*	*	*	*	*	*	*			
H 00871	5310-543-2705	WASHER, LOCK: med, steel, cadmium or zinc coated, 3/8 in.	EA		5				*	*	*	*	*			
F 00872	5310-012-0380	WASHER, LOCK: med, steel, cadmium or zinc coated, 1/4 in	EA		4											
F 00873	5310-543-2705	WASHER, LOCK: med, steel, cadmium or zinc coated, 3/8 in	EA		4	*	*	*	*	*	*	*	*			
X2 F 00874		WASHER: supportScrew, motor, hydraulic pump 103293 (12603)	EA		4											
00875		4001 - ROTOR ASSEMBLIES														
X2 F 00876		ARMATURE AND FAN ASSEMBLY: steering pump motor 342C121AAG1 (24446)	EA		1										26	6
X2 H 00877		ARMATURE: drive motor 36B546451G1 (24446)	EA		1										24	2
X2 H 00878		ARMATURE: hydraulic pump motor 127B383G1 (24446)	EA		1										25	2
00879		4006 - STARTING AND PROTECTIVE DEVICES														
P F 00880	6105-072-6663	PROTECTOR:carbon pile tank; drive motor; hydraulic pump motor; steering pump motor; temperature 1822L4-5-12V (82647)	EA		5	2	2	4	2	2	4	50	*			
F 00881	5305-282-9488	SCREW, MACHINE: rd-hd, slotted, steel, cadmium or zinc coated, No. 3-48 NC-2A by 3/16 in.	EA		10	*	*	*	*	*	*	*	*			
F 00882	5310-017-9162	WASHER, LOCK: int-tooth, steel, cadmium or zinc coated,No. 3	EA		10	*	*	*	*	*	*	*	*			
00883		4010 - MASTER CONTROL PANEL ASSEMBLY														
P F 00884	3930-072-6688	ACCUMULATOR ASSEMBLY: w/adapter 334151 (12603)	EA		1	*	*	*	*	*	*	5	*		31	10
P F 00885	3930-072-6687	ACTUATOR ASSEMBLY: w/adapter 334150 (12603)	EA		1	*	*	*	*	*	*	5	*		31	8

(1) SMR CODE INDEX NO.	(2) FEDERAL STOCK NUMBER	(3) DESCRIPTION REFERENCE NUMBER & MFR. CODE USABLE ON CODE		(4) UNIT OF ISSUE	(5) QTY INC IN UNIT PACK	(6) QTY INC IN UNIT	(7) 30 DAY DS MAINT ALLOWANCE			(8) 30 DAY GS MAINT ALLOWANCE			(9) 1-YR ALW PER 100 EQUIP CNTGCV	(10) DEPOT MAINT ALW PER 100 EQUIP	(11) ILLUSTRATION	
							(a)	(b)	(c)	(a)	(b)	(c)			(a)	(b)
							1-20	21-50	51-100	1-20	21-50	51-100			FIGURE NO.	ITEM NO/
F 00886	5310-012-0367	NUT, PLAIN, HEXAGON: steel, cadmium or zinc coated, 1/4 in. 28 NF-2B		EA		4	*	*	*	*	*	*	*			
F 00887	5305-267-8977	SCREW, CAP, HEXAGON HEAD: steel, cadmium or zinc coated, 1/4 in. 28 NF-2A by 1 1/4 in.		EA		4	*	*	*	*	*	*	31	6		
F 00888	5310-012-0380	WASHER, LOCK: med, steel, cadmium or zinc coated, 1/4 in.		EA		4	*	*	*	*	*	*				
X2 F 00889		ADAPTER, STRAIGHT, PIPE TO HOSE: solenoid valve to hose 89F5 (12603)		EA		1										
X2 F 00890	4730-754-0152	ADAPTER, STRAIGHT, PIPE TO TUBE: solenoid valve to accumulator line 797483 (12603)		EA		1										
P 0 00891		BOLT, FLUID PASSAGE: hex-hd, control cylinder, carbon pile, 1/2 in. 20 by 1/36 in. FC673 (63477)		EA		1	*	*	*	*	*	*	5	*	30	15
P F 00892	4820-626-0312	COCK, DRAIN: bleeder 705 (79470)		EA		3	*	*	*	*	*	5				
X2 0 00893		COVER: contactor box 765838 (12603)		EA		1										
X2 F 00894	2530-521-5672	ELBOW, PIPE TO TUBE: solenoid valve to actuator tube 3215-6-4-2 (00753)		EA		1										
X2 F 00895		ELBOW: accumulator; actuator; 3/8 in. tube by 9/16 in. 18 thread 9411169 (24617)		EA		2									31	9
P F 00896	2530-521-5672	FITTING, HYDRAULIC: outlet, control cylinder, carbon pile FC3163 (63477)		EA		1	*	*	*	*	*	5	*	30	13	
X2 F 00897		GROMMET: pressure switch 669941 (12603)		EA		1										
X2 0 00898		HOSE, RUBBER: outlet to line, 1 in.id by 1 1/2 in/ od by 33 1/2 in. lg 799136 (12603)		EA		1										

(1) SMR CODE INDEX NO.	(2) FEDERAL STOCK NUMBER	(3) DESCRIPTION REFERENCE NUMBER & MFR. CODE USABLE ON CODE		(4) UNIT OF ISSUE	(5) QTY INC IN UNIT PACK	(6) QTY INC IN UNIT	(7) 30 DAY DS MAINT ALLOWANCE			(8) 30 DAY GS MAINT ALLOWANCE			(9) 1-YR ALW PER 100 EQUIP CNTGCV	(10) DEPOT MAINT ALW PER 100 EQUIP	(11) ILLUSTRATION	
							(a)	(b)	(c)	(a)	(b)	(c)			(a)	(b)
							1-20	21-50	51-100	1-20	21-50	51-100			FIGURE NO.	ITEM NO/
0 00899 X2 0 00900	4730-467-3514	CLAMP: hose, 1in. to 3 in. adjustable	EA		2	*	*	*	*	*	*	*	*			
		HOSE, RUBBER:solenoid valve to control cylinder, 26 in. Lg 765830 (12603)	EA		1											
F 00901 X2 F 00902 X2 F 00903	5340-164-3898	CLAMP, LOOP: hose	EA		1	*	*	*	*	*	*	*	*			
		LINE ASSEMBLY: actuator to solenoid valve 797480 (12603)	EA		1									31	1	
		LINE ASSEMBLY: solenoid adapter to accumulator 797481 (12603)	EA		1									31	5	
F 00904	5310-012-0614	NUT, PLAIN, HEXAGON: steel, cadmium or zinc coated, No. 10-32 NF-2B	EA		2	*	*	*	*	*	*	*	*			
F 00905	5310-012-0614	NUT, PLAIN, HEXAGON: steel, cadmium or zinc coated, No. 10-32 NF-2B	EA		2	*	*	*	*	*	*	*	*			
P F 00906 X2 F 00907	3930-733-9716	PACKING, PREFORMED: elbow, accumulator and actuator 91F5 (12603)	EA		2	*	*	*	*	*	5	*	*			
		PANEL ASSEMBLY: control 329762 (12603)	EA		1											
P F 00908 X2 F 00909	5910-072-6675	CAPACITOR: large (500 MF) D50WVDC type 500-50 886071 (12603)	EA		1	2	2	3	2	2	3	31	20	27	7	
		CLAMP: capacitor, large 886073 (12603)	EA		1									27	6	
P F 00910 X2 F 00911 X2 F 00912 X2 F 00913	5910-072-6676	CAPACITOR: small, (250 MF) D50OWDC, type BR250-50321761 (12603)	EA		1	2	2	3	2	2	3	31	20	27	5	
		CLAMP: capacitor, small 886770 (12603)	EA		1									27	4	
		CLIP: fuse 861369 (12603)	EA		6									27	16	
		SCREW: fuse terminal 861432 (12603)	EA		6	*	*	*	*	*	*	*	*			

(1) SMR CODE INDEX NO.	(2) FEDERAL STOCK NUMBER	(3) DESCRIPTION REFERENCE NUMBER & MFR. CODE USABLE ON CODE		(4) UNIT OF ISSUE	(5) QTY INC IN UNIT PACK	(6) QTY INC IN UNIT	(7) 30 DAY DS MAINT ALLOWANCE			(8) 30 DAY GS MAINT ALLOWANCE			(9) 1-YR ALW PER 100 EQUIP CNTGCT	(10) DEPOT MAINT ALW PER 100 EQUIP	(11) ILLUSTRATION	
							(a)	(b)	(c)	(a)	(b)	(c)			(a)	(b)
							1-20	21-50	51-100	1-20	21-50	51-100			FIGURE NO.	ITEM NO/
P F 00914	3930-446-4643	CONTACT ASSEMBLY, ELECTRICAL: 1A contactor, normally open 879202 (12603)			EA	2	*	*	2	*	*	2	10	50		
P F 00915	6110-072-6682	CONTACT ASSEMBLY, ELECTRICAL: F & R contactor , normally closed 888821 (12603)			EA	1	*	*	2	*	*	2	10	50		
P F 00916	3930-446-4643	CONTACT ASSEMBLY, ELECTRICAL: F & R contactor , normally open 879202 (12603)			EA	1	*	*	2	*	*	2	10	50		
P F 00917	6110-272-6683	CONTACT ASSEMBLY, ELECTRICAL: ps contactor, normally open 888856 (12603)			EA	2	*	*	*	*	*	*	2	50		
P F 00918	3930-446-4642	CONTACT ASSEMBLY, ELECTRICAL: pump contractor normally open 879205 (12603)			EA	1	*	*	*	*	*	*	5	50		
P F 00919	6110-072-6669	CONTACTOR ASSEMBLY (1A) 889662 (12603)		EA		1	*	*	*	*	*	5	50	27	14	
P F 00920	6110-072-6670	CONTACTOR ASSEMBLY: forward and reverse 889663 (12603)		EA		1	*	*	*	*	*	5	*	27	12	
P F 00921	6110-072-6669	CONTACTOR ASSEMBLY: hydraulic pump 889662 (12603)		EA		1	*	*	*	*	*	5	*	27	11	
P F 00922	6110-072-6671	CONTACTOR ASSEMBLY: power steering 392172 (12603)		EA		1	*	*	*	*	*	5	*	27	15	
P O 00923	5920-072-6679	FUSE, CARTRIDGE: diode, 2 amp 888814 (12603)		EA		1			SEE	GRP	4011					
P O 00924	5920-548-3125	FUSE, CARTRIDGE: horn, light, 10 amp 0T1O (71424)		EA		2			SEE	GRP	4011					
X2 F 00925		HARNESS: control panel, includes terminal stop 888846 (12603)		EA		1										
X2 F 00926		INSULATOR: power steering contactor 888809 (12603)		EA		1										
P F 00927	6130-072-6674	RECTIFIER: control panel 886063 (12603)		EA		1			SEE	GRP	4020					

(1) SMR CODE INDEX NO.	(2) FEDERAL STOCK NUMBER	(3) DESCRIPTION REFERENCE NUMBER & MFR. CODE USABLE ON CODE		(4) UNIT OF ISSUE	(5) QTY INC IN UNIT PACK	(6) QTY INC IN UNIT	(7) 30 DAY DS MAINT ALLOWANCE			(8) 30 DAY GS MAINT ALLOWANCE			(9) 1-YR ALW PER 100 EQUIP CNTGCTY	(10) DEPOT MAINT ALW PER 100 EQUIP	(11) ILLUSTRATION	
							(a)	(b)	(c)	(a)	(b)	(c)			(a)	(b)
							1-20	21-50	51-100	1-20	21-50	51-100			FIGURE NO.	ITEM NO/
P F 00928	5945-072-6677	RELAY: control panel 886062 (12603)	EA		1				SEE	GRP	4015					
P F 00929	5905-072-6678	RESISTOR: relay (5W100-OHMWW) 886077 (12603)	EA		1				SEE	GRP	4014					
X2 F 00930		RETAINER: insulator, contact return spring 871651 (12603)	EA		1											
X2 F 00931		RETAINER: insulator, contact return spring 871651 (12603)	EA		2											
X2 F 00932		RETAINER: insulator, contact tip return spring 871651 (12603)	EA		1											
P F 00933	5961-072-6673	SEMI-CONDUCTOR DEVICE, DIODE 888813 (12603)	EA		3				SEE	GRP	4020					
P F 00934	3930-446-4639	SPRING: return, contact tip 868160 (12603)	EA		1	*	*	*	*	*	*	5	*			
P F 00935	3930-446-4639	SPRING: return, contact tip 868160 (12603)	EA		2	*	*	*	*	*	*	5	*			
P F 00936	3930-446-4639	SPRING: return, contact tip 868160 (12603)		EA	1	*	*	*	*	*	*	*	5			
P F 00937	6110-525-2521	SPRING: upper contact 874025 (12603)	EA		1	*	*	*	*	*	*	5				
P F 00938	6110-525-2521	SPRING: upper contact 874025 (12603)	EA		2	*	*	*	*	*	*	5				
P F 00939	6110-525-2521	SPRING: upper contact 874025 (12603)	EA		1	*	*	*	*	*	*	5				
X2 F 00940		SPRING: upper contact 888854 (12603)	EA		1											
X2 F 00941		STRIP: terminal 886064 (12603)	EA		1										27	1

(1) SMR CODE INDEX NO.	(2) FEDERAL STOCK NUMBER	(3) DESCRIPTION REFERENCE NUMBER & MFR. CODE USABLE ON CODE		(4) UNIT OF ISSUE	(5) QTY INC IN UNIT PACK	(6) QTY INC IN UNIT	(7) 30 DAY DS MAINT ALLOWANCE			(8) 30 DAY GS MAINT ALLOWANCE			(9) 1-YR DEPOT MAINT ALW PER 100 EQUIP CNTGCT	(10) DEPOT MAINT ALW PER 100 EQUIP	(11) ILLUSTRATION	
							(a)	(b)	(c)	(a)	(b)	(c)			(a)	(b)
							1-20	21-50	51-100	1-20	21-50	51-100			FIGURE NO.	ITEM NO/
P F 00942 X2 O 00943	5930-672-2661	SWITCH, SENSITIVE: 1A and F & R contactors 850466 (12603)		EA		3				SEE	GRP	4012				
		SCREW, CAP, HEXAGON SOCKET: button-hd, steel, cadmium or zinc coated, 1/2 in. 20 NF-3A by 1 in. 26G816 (12603)		EA		4										
F 00944	5305-012-0757	SCREW, MACHINE: fl-hd, slotted, steel, cadmium or zinc coated, No. 10-32 NF-2A by 3/4 in.		EA		4	*	*	*	*	*	*	*	*		
F 00945	5305-622-9485	SCREW, MACHINE: fl-hd, slotted, steel, cadmium or zinc coated, No. 10-32 NF-2A by 1 in.		EA		2	*	*	*	*	*	*	*	*		
F 00946	5305-013-3645	SCREW, MACHINE: fl-hd, slotted, steel, cadmium or zinc coated, No.10-32 NF-2A by 1 in.		EA		2	*	*	*	*	*	*	*	*		
F 00947	5305-012-0757	SCREW, MACHINE: rd-hd, slotted, steel, cadmium or zinc coated, No. 10-32 NF-2A by 3/4 in.		EA		6										
F 00948	5305-012-0757	SCREW, MACHINE: rd-hd, slotted, steel, cadmium or zinc coated, No. 10-32 NF-2A by 3/4 in.		EA		2	*	*	*	*	*	*	*	*		
F 00949	5305-012-0757	SCREW, MACHINE: rd-hd, slotted, steel, cadmium or zinc coated, No. 10-32 NF-2A by 3/4 in.		EA		2	*	*	*	*	*	*	*	*		
F 00950	5305-013-2768	SCREW, MACHINE: rd-hd, slotted, steel, cadmium or zinc coated, No. 8-32 NC-2A by 3/4 in.		EA		2	*	*	*	*	*	*	*	*		
X2 F 00951		SPRING: plugging, actuator 798834 (12603)		EA		1									31	7
X2 F 00952		TEE: pressure switch 765821 (12603)		EA		1									31	
P F 00953	4810-072-6685	VALVE, SOLENOID: accumulator & actuator 796313 (12603)		EA		1	*	2	2	*	2	2	14	12	31	3
X2 F 00954		WASHER, FLAT 868195 (12603)		EA		2										
X2 F 00955		WASHER, FLAT 858484 (12603)		EA		4										

(1) SMR CODE INDEX NO.	(2) FEDERAL STOCK NUMBER	(3) DESCRIPTION REFERENCE NUMBER & MFR. CODE USABLE ON CODE		(4) UNIT OF ISSUE	(5) QTY INC IN UNIT PACK	(6) QTY INC IN UNIT	(7) 30 DAY DS MAINT ALLOWANCE			(8) 30 DAY GS MAINT ALLOWANCE			(9) 1-YR ALW PER 100 EQUIP CNTGCY	(10) DEPOT MAINT ALW PER 100 EQUIP	(11) ILLUSTRATION	
							(a)	(b)	(c)	(a)	(b)	(c)			(a)	(b)
							1-20	21-50	51-100	1-20	21-50	51-100			FIGURE NO.	ITEM NO/
F 00956	5310-582-8716	WASHER, LOCK, countersunk ext-tooth, steel, No. 10		EA		2	*	*	*	*	*	*	*			
F 00957	5310-582-8716	WASHER, LOCK: countersunk, ext-tooth, steel, cadmium or zinc coated, No. 10		EA		6	*	*	*	*	*	*	*			
F 00958	5310-582-8716	WASHER, LOCK: countersunk, ext-tooth, steel, cadmium or zinc coated, No. 10		EA		2	*	*	*	*	*	*	*			
F 00959	5310-582-8716	WASHER, LOCK: countersunk, ext-tooth, steel, No. 10		EA		4	*	*	*	*	*	*	*			
F 0096057	5310-582-8716	WASHER, LOCK: countersunk, ext-tooth, steel, No. 1 or zinc coated, No.		EA		2	*	*	*	*	*	*	*			
F 00961	5310-017-8364	WASHER, LOCK: ext-countersunk, ext-tooth, steel, cadmium or zinc coated No. 8		EA		2	*	*	*	*	*	*	*	*		
F 00962	5310-527-3288	WASHER, LOCK: int-tooth, steel, cadmium or zinc coated, No. 10		EA		2	*	*	*	*	*	*	*			
F 00963	5310-527-3288	WASHER, LOCK: int-tooth, steel, cadmium or zinc coated, No. 10		EA		2	*	*	*	*	*	*	*			
P 0 00964		4011 - FUSE AND FUSEHOLDER														
P 0 00965	5920-072-6679	FUSE, CARTRIDGE: diode, 2 amp 888814 (12603)		EA		1	2	2	4	2	2	4	46	20	27 18	
P 0 00966	5920-548-3125	FUSE, CARTRIDGE: horn; lights; 10 amp 0T10 (71424)		EA		2	*	*	*	*	*	*	5	40	27 17	
P 0 00967	5920-671-4569	FUSE: main, 400 amp 625383 (12603)		EA		1	2	2	4	2	2	4	46	30	27 10	
X2 0 00968		4012 - SWITCHES														
X2 0 00969		BRACKET: directional switch 337442 (12603)		EA		1										
X2 0 00970		COVER: wire, directional switch 1611578 (12603)		EA		1										
X2 0 00971		GROMMET: directional switch 304914 (12603)		EA		1										

(1) SMR CODE INDEX NO.	(2) FEDERAL STOCK NUMBER	(3) DESCRIPTION REFERENCE NUMBER & MFR. CODE USABLE ON CODE		(4) UNIT OF ISSUE	(5) QTY INC IN UNIT PACK	(6) QTY INC IN UNIT	(7) 30 DAY DS MAINT ALLOWANCE			(8) 30 DAY GS MAINT ALLOWANCE			(9) 1-YR ALW PER 100 EQUIP CNTGCTY	(10) DEPOT MAINT ALW PER 100 EQUIP	(11) ILLUSTRATION	
							(a)	(b)	(c)	(a)	(b)	(c)			(a)	(b)
							1-20	21-50	51-100	1-20	21-50	51-100			FIGURE NO.	ITEM NO/
X2 0 00972		INSULATION: brake switch 1611071 (12603)	EA		1											
P 0 00973	5355-765-5688	KNOB: handle, directional switch 653785 (12603)	EA		1	*	*	*	*	*	*	5	*	32	1	
0 00974	5310-013-4530	NUT, PLAIN, HEXAGON: steel, cadmium or zinc coated, No. 6-32 NC-2B	EA		2	*	*	*	*	*	*	*	*	28	13	
F 00975	5310-013-4530	NUT, PLAIN, HEXAGON: steel, cadmium or zinc coated, No. 6-32 NC-2B	EA		4	*	*	*	*	*	*	*	*			
P 0 00976	5930-072-6668	REPAIR KIT: directional switch 889312 (12603)	EA EA		1 1	2 2	2 2	3 3	2 2	2 2	3 3	31	12			
X1 00977		BALL BEARING: 3/16 in. 889312 (12603)	EA		1									32	11	
X1 00978		GASKET 889312 (12603)	EA		1									32	8	
X1 00979		PIN: operating 889312 (12603)	EA		2									32	3	
X1 00980		PIN, ROLL 889312 (12603)	EA		1									32	2	
X1 00981		SPACER 889312 (12603)	EA		2									32	7	
X1 00982		SPRING 889312 (12603)	EA		1									32	10	
X1 00983		SPRING: pin 889312 (12603)	EA		2									32	4	
F 00984	5305-068-0504	SCREW, CAP, HEXAGON HEAD: steel, cadmium or zinc coated, 1/4 in. 28 NF-2A by 1/2 in.	EA		1	*	*	*	*	*	*	*	*			
X2 0 00985		SCREW, CAP, SOCKET HEAD: cap to bracket, steel, cadmium or zinc coated, 1/4 in. 20 NC-2A by 5/8 in. IIG410J (12603)	EA		4											
F 00986	5305-013-1904	SCREW, MACHINE: fil-hd, slotted. steel, cadmium or zinc coated, No. 6-32 NC-2A by 5/8 in.	EA		6	*	*	*	*	*	*	*	*			

(1) SMR CODE INDEX NO.	(2) FEDERAL STOCK NUMBER	(3) DESCRIPTION REFERENCE NUMBER & MFR. CODE USABLE ON CODE		(4) UNIT OF ISSUE	(5) QTY INC IN UNIT PACK	(6) QTY INC IN UNIT	(7) 30 DAY DS MAINT ALLOWANCE			(8) 30 DAY GS MAINT ALLOWANCE			(9) 1-YR ALW PER 100 EQUIP CNTGCTY	(10) DEPOT MAINT ALW PER 100 EQUIP	(11) ILLUSTRATION	
							(a)	(b)	(c)	(a)	(b)	(c)			(a)	(b)
							1-20	21-50	51-100	1-20	21-50	51-100			FIGURE NO.	ITEM NO/
P F 01002	5930-072-9464	SWITCH: 2 MS master 4803 (91929)		EA		1	*	*	*	*	*	5	20			
P O 01003	5930-886-9998	SWITCH: power cutoff, parking brake 4803 (91929)		EA		1	*	*	*	*	*	5	20	7	12	
P F 01004	5930-072-6689	SWITCH, PRESSURE: at carbon pile 797671 (12603)		EA		1	*	*	2	*	*	2	10	12	31	2
P F 01005	5930-072-6691	SWITCH, PRESSURE: brake switch by pass 740342 (12603)		EA		1	*	*	2	*	*	2	10	12		
P F 01006	5930-358-7844	SWITCH, PUSH: brake by pass		EA		1	*	*	2	*	*	2	10	10		
P F 01007	5930-672-2661	SWITCH, SENSITIVE: 1A contactor; forward and reverse contactor 850466 (12603)		EA		3	2	2	3	2	2	3	30	45	27	13
P O 01008	5310-194-0607	WASHER: brake switch		EA		2	*	*	*	*	*	5	*			
X2 O 01009		WASHER, FLAT 712093 (12603)		EA		2								28	12	
O 01010	5310-012-1752	WASHER, LOCK: ext-tooth, steel, No. 8		EA		6	*	*	*	*	*	*	*	*		
O 01011	5310-013-8473	WASHER, LOCK: ext-tooth, steel, cadmium or zinc coated, No. 6		EA		2	*	*	*	*	*	*	*	*	28	11
F 01012	5310-013-8526	WASHER, LOCK: int-tooth, steel, cadmium or zinc coated, No. 6		EA		4										
F 01013	5310-013-8526	WASHER, LOCK: int-tooth, steel, cadmium or zinc coated, No. 6		EA		4										
O 01014	5310-013-1044	WASHER, LOCK: med, steel, cadmium or zinc coated, 01014 No. 6		EA		2	*	*	*	*	*	*	*	*		
F 01015	5310-012-0380	WASHER, LOCK: med, steel, cadmium or zinc coated, 01015 1/4 in.		EA		1	*	*	*	*	*	*	*	*		
F 01016	5310-013-8526	WASHER, LOCK: int-tooth, steel, cadmium or zinc 01016 coated, No. 6		EA		6	*	*	*	*	*	*	*	*		

(1) SMR CODE INDEX NO.	(2) FEDERAL STOCK NUMBER	(3) DESCRIPTION REFERENCE NUMBER & MFR. CODE USABLE ON CODE		(4) UNIT OF ISSUE	(5) QTY INC IN UNIT PACK	(6) QTY INC IN UNIT	(7) 30 DAY DS MAINT ALLOWANCE			(8) 30 DAY GS MAINT ALLOWANCE			(9) 1-YR DEPOT MAINT ALW PER 100 EQUIP CNTGCTY	(10) DEPOT MAINT ALW PER 100 EQUIP	(11) ILLUSTRATION	
							(a)	(b)	(c)	(a)	(b)	(c)			(a)	(b)
							1-20	21-50	51-100	1-20	21-50	51-100			FIGURE NO.	ITEM NO/
01017 0	5310-012-0622	4014 - RESISTORS														
01018 0	5310-012-0622	NUT, PLAIN, HEXAGON:steel, cadmium or zinc coated, No. 8-32 NC-2B	EA		2	*	*	*	*	*	*	*	*			
01019 P 0	5310-012-0622	NUT, PLAIN, HEXAGON: steel, cadmium or zinc coated, No. 8-32 NC-2B	EA		2	*	*	*	*	*	*	*	*			
01020 X2 0	5905-978-4711	RESISTOR: headlight 655504 (12603)	EA		1	*		2	2	*	2	2	12	10		
01021		SCREW, TAPPING, THREAD CUTTING: rd-hd, slotted,steel, cadmium or zinc coated, No. 10-12. by 3/8 in 18G1006 (12603)	EA		2											
P F 01022	5905-072-6678	RESISTOR: relay (5WIOO-OHMWW) 886077 (12603)	EA		1	*	*	*	*	*	*	5	20	27	3	
P F 01023	5905-072-6686	RESISTOR: speed control 370185 (12603)	EA		1	*	2	2	*	2	2	12	*			
X2 F 01024		PLUG: pressure 879896 (12603)	EA		1									31	4	
P 0 01025	5905-978-4720	RESISTOR: stop light 798853 (12603)	EA		1	*	*	*	*	*	*	5	10			
P 0 01026	5905-789-7645	RESISTOR: taillight 1613417 (12603)	EA		1	*	2	2	*	2	2	12	10	27	19	
0 01027	5305-954-2728	SCREW, MACHINE: fl-hd slotted, steel, cadmium or zinc coated, No. 8-32 NC-2A by 3/4 in.	EA		2	*	*	*	*	*	*	*	*			
0 01028	5305-954-2728	SCREW, MACHINE: fl-hd, slotted, steel, cadmium or zinc coated, No. 8-32 NC-2A by 3/4 in.	EA		2	*	*	*	*	*	*	*	*			
0 01030	5310-012-1841	WASHER, LOCK: med, steel, cadmium or zinc coated, 01029 No. 8	EA		2	*	*	*	*	*	*	*	*			
0 01030	5310-012-1841	WASHER, LOCK: med, steel, cadmium or zinc coated, No. 8	EA		2	*	*	*	*	*	*	*	*			

(1) SMR CODE INDEX NO.	(2) FEDERAL STOCK NUMBER	(3) DESCRIPTION REFERENCE NUMBER & MFR. CODE USABLE ON CODE		(4) UNIT OF ISSUE	(5) QTY INC IN UNIT PACK	(6) QTY INC IN UNIT	(7) 30 DAY DS MAINT ALLOWANCE			(8) 30 DAY GS MAINT ALLOWANCE			(9) 1-YR ALW PER 100 EQUIP CNTGCT	(10) DEPOT MAINT ALW PER 100 EQUIP	(11) ILLUSTRATION		
							(a)	(b)	(c)	(a)	(b)	(c)			(a)	(b)	
							1-20	21-50	51-100	1-20	21-50	51-100			FIGURE NO.	ITEM NO/	
01031 F	5310-857-5560	4015 - RELAY															
01032 P F	5945-072-6677	NUT, ELASTIC, STOP: relay, steel, cadmium or zinc coated, No. 6-32 NC-3B RELAY: control panel 886062 (12603)	EA EA		4 1	*	2	*	2	*	2	*	3	31	*	27	2
01033 F	5310-616-1279	SCREW, MACHINE: fl-hd, slotted, steel, cadmium or zinc coated, No. 6-32NC-2A by 7/8 in.	EA		4	*		*		*		*		*			
01034 F	5310-013-8589	WASHER, LOCK: countersunk, ext-tooth, steel, cadmium or zinc coated, No. 6	EA		4	*		*		*		*		*			
01035 01036 P F	6130-072-6674 8	4020 - STATIC EXCITER COMPONENTS RECTIFIER: control panel		EA	1			*		*		*		*	5	*	27
01037 P F	5961-072-6673	886063 (12603) SEMI-CONDUCTOR DEVICE: control panel	EA		3	2	2	2	3	2	2	3	30	30	27	9	
01038 01039 01040 P 0	4720-204-1784	888813 (12603) GROUP 95 - GENERAL USE STANDARDIZED PARTS 9501 - BULK MATERIAL															
01041		HOSE, RUBBER: cotton rubber lined, 5/8 in. id, by 7/8 in. od 1525-10-48 (00624)	ET		AR	*	*	*	*	*	*	*	*	*	*		
01042 01043 C F		SECTION III GROUP 26 - TOOLS AND TEST EQUIPMENT 2604 - SPECIAL TOOLS WRENCH: cylinder head, lift cylinder 927AT (12603)	EA		1	*	*	*	*	*	*	*	*	*	*		
01044 C F 01045		WRENCH: stationary tube, lift cylinder 928AT (12603)	EA		1	*	*	*	*	*	*	*	*	*	*		




Figure 1. Instruments.




Figure 2. Headlight, Taillight, Stoplight.

INDEX TO PARTS, FIGURE 2

Reference Number	Functional Group	Item Name
1	0609	GUARD
2	0609	HEADLIGHT
3	0609	KNOB
4	0609	HANDLE
5	0609	NUT
6	0609	BOLT
7	0609	BRACKET
8	0609	STRAP
9	0609	STOPLIGHT
10	0609	LAMP
11	0609	LAMP

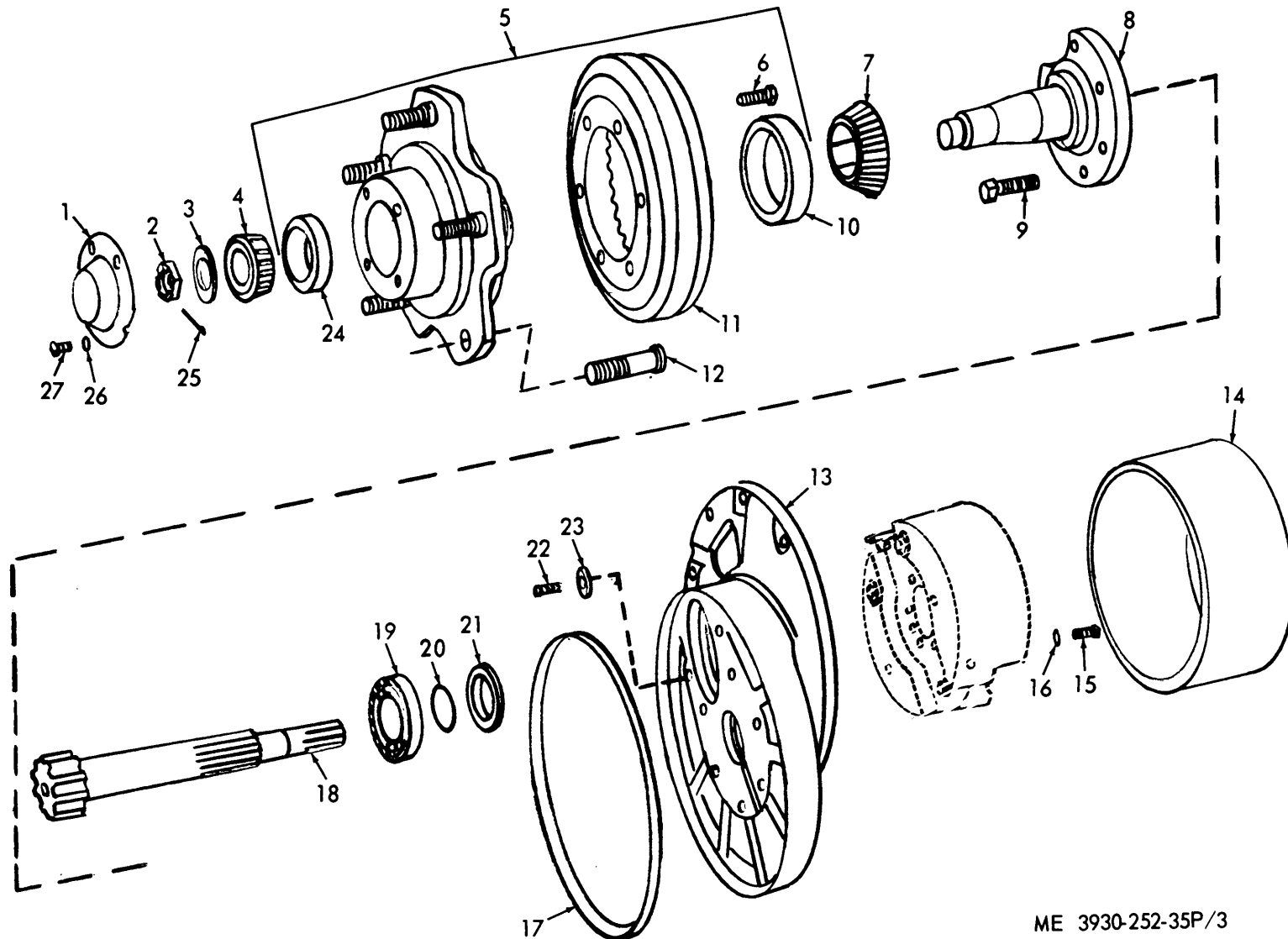
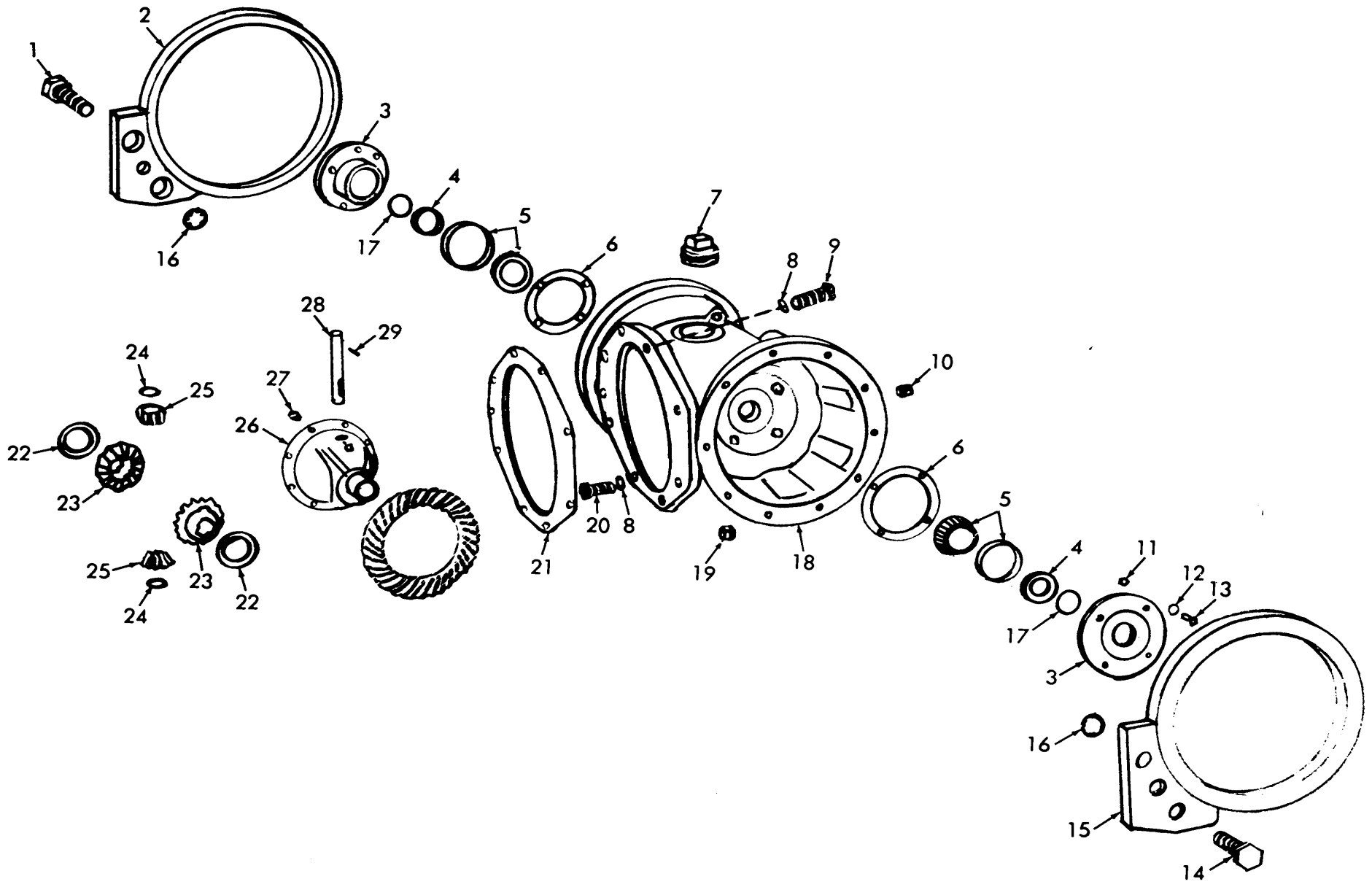


Figure 3. Front Axle End Assembly.

ME 3930-252-35P/3

INDEX TO PARTS, FIGURE 3

Reference Number	Functional Group	Item Name	Reference Number	Functional Group	Item Name
1	1000	CAP	15	1202	SCREW
2	1000	NUT	16	1202	WASHER
3	1000	WASHER	17	1000	SEAL
4	1000	CONE-ROLLERS	18	1000	SHAFT
5	1000	HUB AY	19	1000	BEARING, BALL
6	1000	BOLT	20	1000	RING
7	1000	CONE-ROLLERS	21	1000	SEAL
8	1000	SPINDLE	22	1000	SCREW
9	1000	BOLT	23	1000	WASHER
10	1000	CUP	24	1000	CUP
11	1000	GEAR	25	1000	PIN COTTER
12	1000	BOLT	26	1000	WASH ER
13	1000	SUPPORT	27	1000	SCREW
14	1000	DRUM			

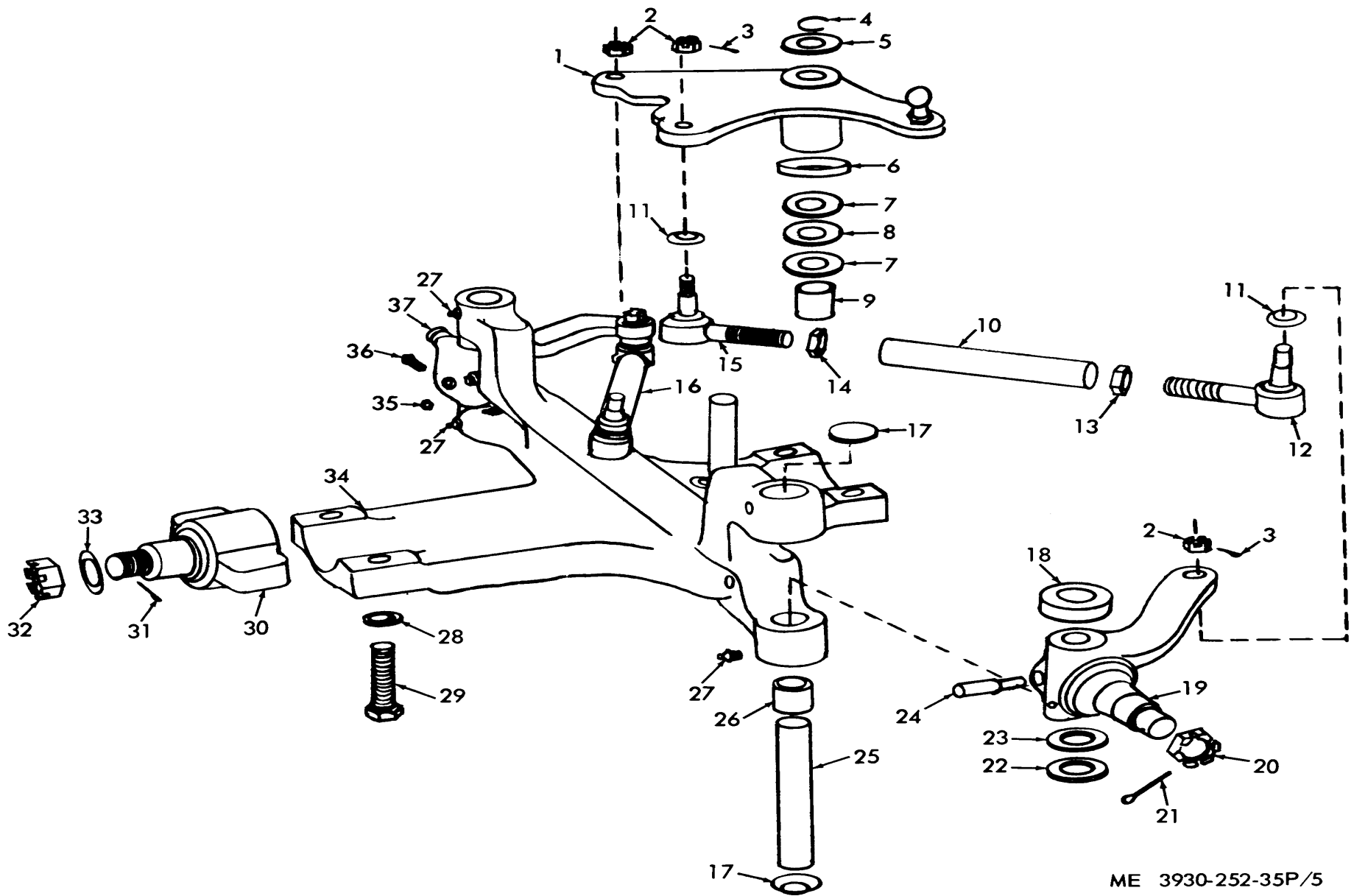


ME 3930-252-35P/4

Figure 4. Axle Adapter and Differential.
74

INDEX TO PARTS, FIGURE 4

Reference Number	Functional Group	Item Name	Reference Number	Functional Group	Item Name
1	1002	BOLT	16	1002	WASHER
2	1002	RING	17	1002	PACKING
3	1002	CARRIER	18	1002	ADAPTER
4	1002	SEAL	19	1002	PLUG
5	1002	BEARING	20	1002	SCREW
6	1002	SHIM	21	1002	SHIM
7	1002	PLUG	22	1002	WASHER
8	1002	WASHER	23	1002	GEAR
9	1002	SCREW	24	1002	WASHER
10	1002	PLUG	25	1002	GEAR
11	1002	NUT	26	1002	CASE
12	1002	WASHER	27	4000	BOLT
13	1002	STUD	28	1002	SHAFT
14	1002	BOLT	29	1002	PIN
15	1002	RING			

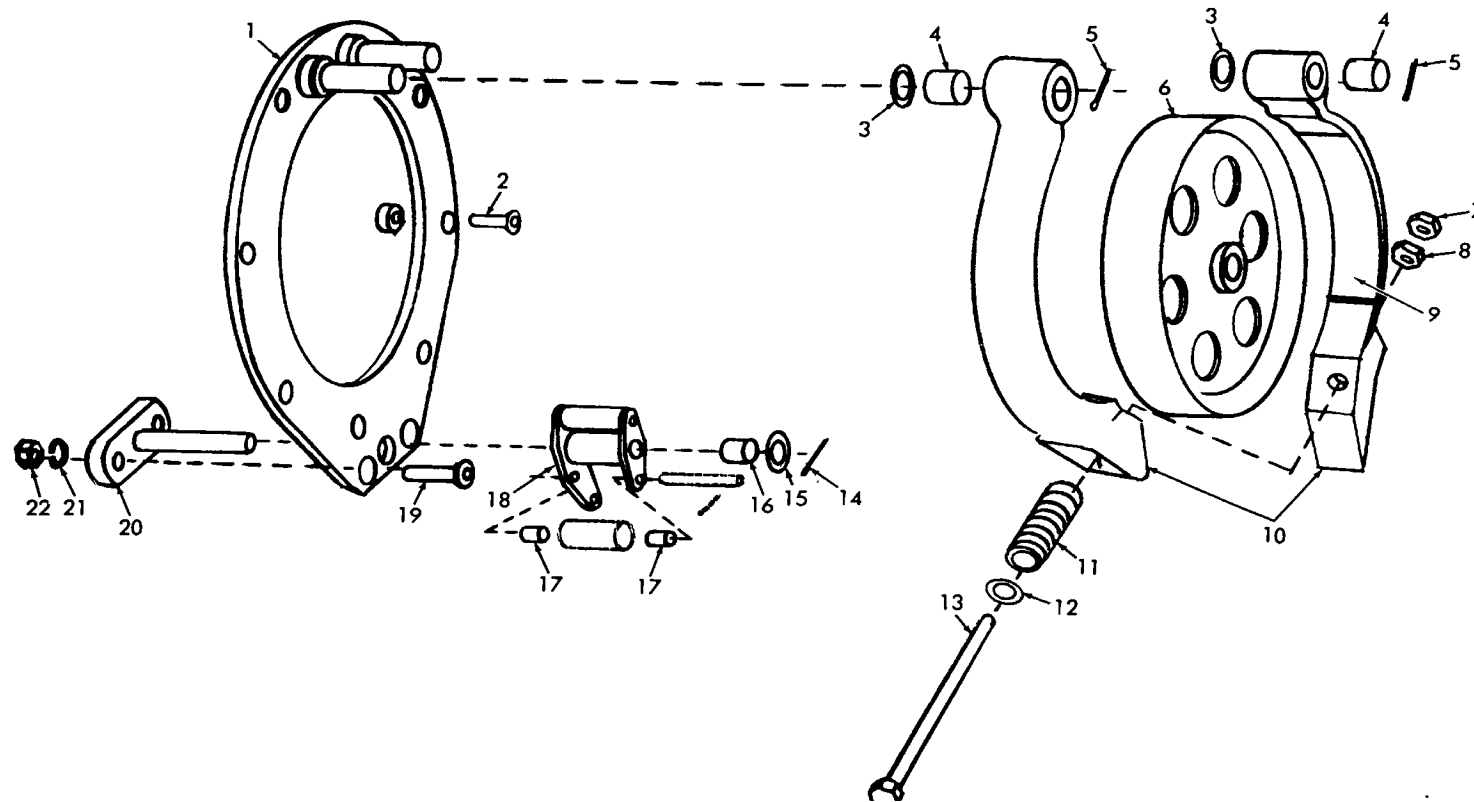


ME 3930-252-35P/5

Figure 5. Rear Axle, Steering.

INDEX TO PARTS, FIGURE 5

Reference Number	Functional Group	Item Name	Reference Number	Functional Group	Item Name
1	1104	ARM	19	1104	KNUCKLE
2	1401	NUT	20	1311	NUT
3	1401	PIN, COTTER	21	1311	PIN
4	1104	RING	22	1104	WASHER
5	1104	WASHER	23	1104	SHIM
6	1104	WASHER	24	1104	KEY
7	1104	WASHER	25	1104	PIN
8	1104	BEARING	26	1104	BEARING
9	1104	BEARING	27	1104	FITTING
10	1401	TIE ROD	28	1104	WASHER
11	1401	COVER	29	1104	SCREW
12	1401	TIE ROD END	30	1104	BLOCK
13	1401	NUT	31	1104	PIN, COTTER
14	1401	NUT	32	1104	NUT
15	1401	TIE ROD END	33	1104	WASHER
16	1401	TIE ROD AY	34	1104	AXLE AY
17	1104	PLUG	35	1104	NUT
18	1104	BEARING	36	1104	SETSCREW
			37	1104	KNUCKLE



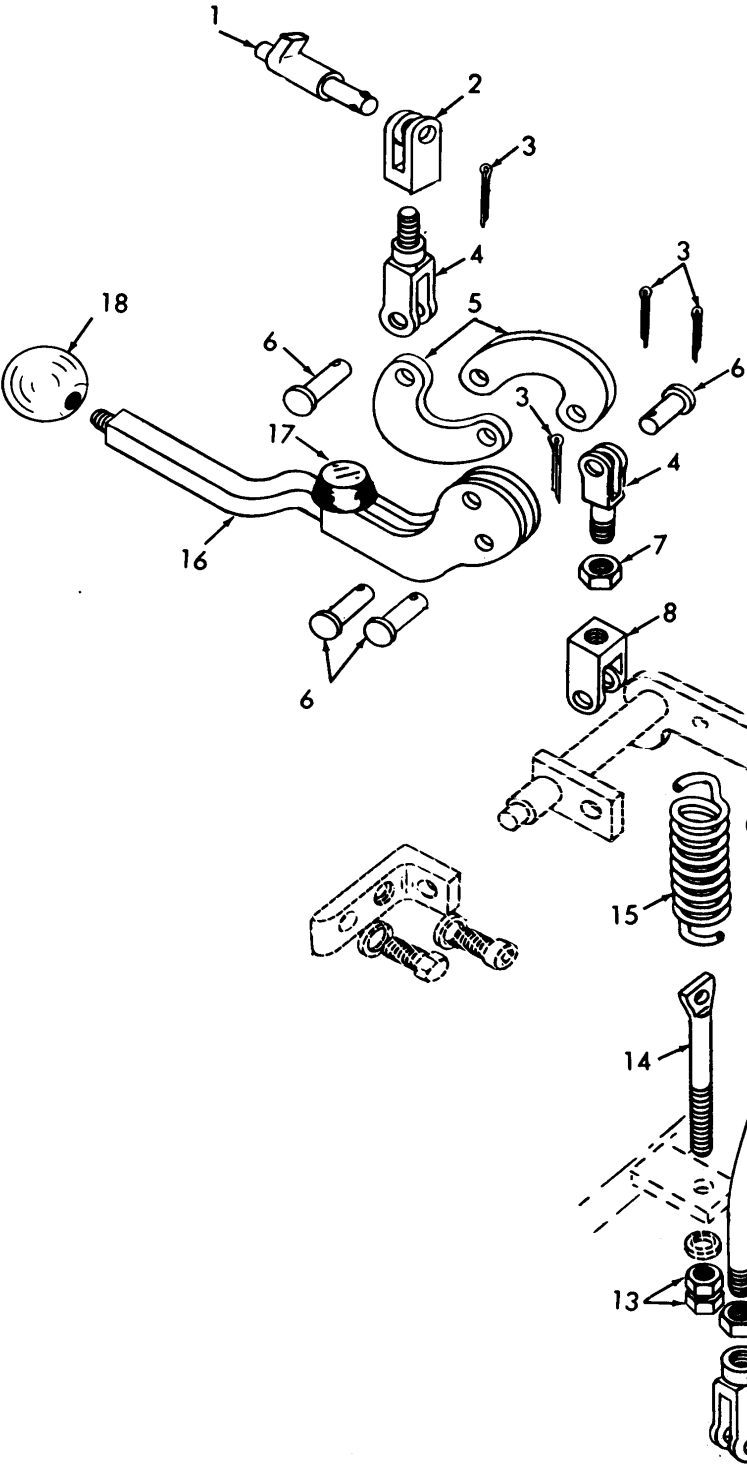
INDEX TO PARTS, FIGURE 6

ME 3930-252-35P/6

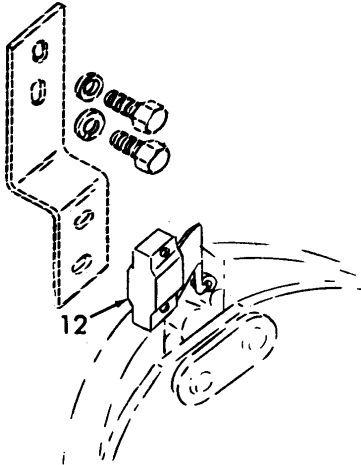
Reference Number	Functional Group	Item Name	Reference Number	Functional Group	Item Name
1	1201	PLATE AY	12	1201	WASHER
2	1201	SCREW	13	1201	BOLT
3	1201	WASHER	14	1201	PIN, COTTER
4	1201	BUSHING	15	1201	WASHER
5	1201	PIN, COTTER	16	1201	BUSHING
6	1201	DRUM	17	1201	BUSHING
7	1201	NUT	18	1201	CAM AY
8	1201	NUT	19	1201	SCREW
9	1201	LINING	20	1201	PIVOT AY
10	1201	BRAKE SHOE	21	1201	WASHER
11	1201	SPRING	22	1201	NUT

Figure 6. Hand Brake

INDEX TO PARTS, FIGURE 7

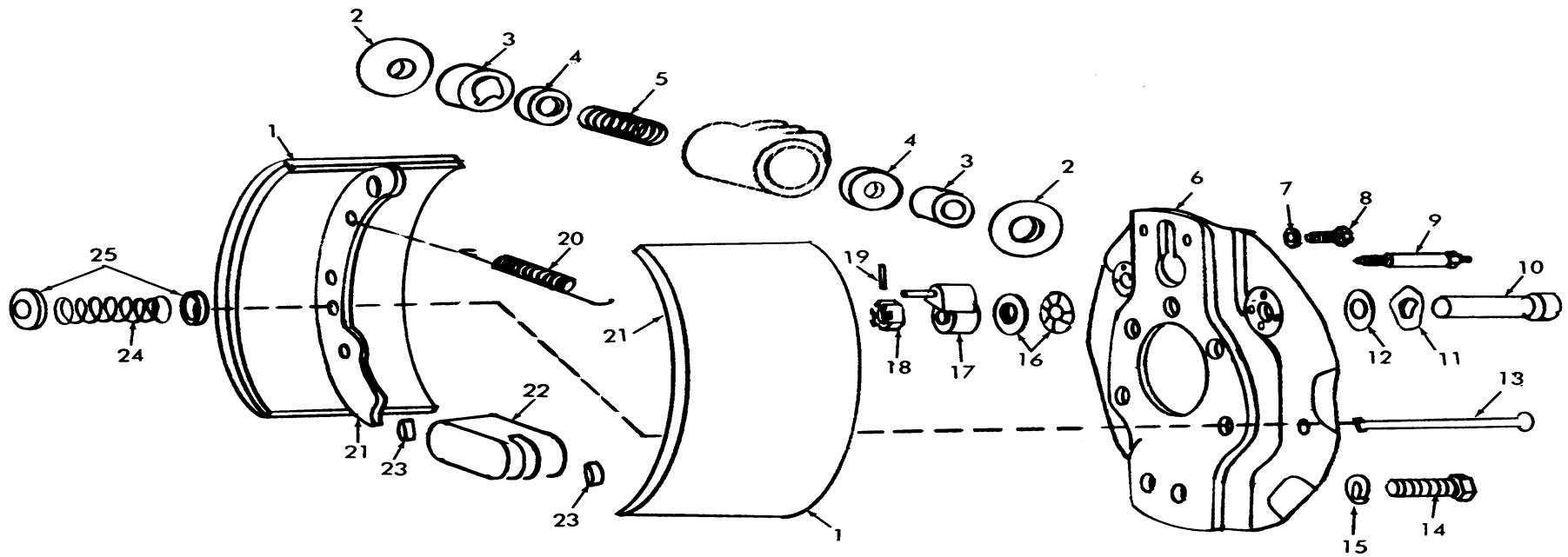


Reference Number	Functional Group	Item Name
1	1201	PIN
2	1201	YOKE
3	1201	PIN, COTTER
4	1201	CLEVIS
5	1201	LINK
6	1201	PIN
7	1201	NUT
8	1201	YOKE
9	1201	CLEVIS
10	1201	NUT
11	1201	ROD
12	4012	SWITCH
13	1201	NUT
14	1201	BOLT
15	1201	SPRING
16	1201	HANDLE AY
17	1201	BUMPER
18	1201	KNOB



ME 3930-252-35P/7

Figure 7. Hand Brake Linkage.



INDEX TO PARTS, FIGURE 8

ME 3930-252-35P/8

Reference Number	Functional Group	Item Name	Reference Number	Functional Group	Item Name
1	1202	LINING	14	1202	BOLT
2	1204	BOOT	15	1202	WASHER
3	1204	PISTON	16	1202	WASHER
4	1204	BOOT	17	1202	ARM
5	1204	SPRING	18	1202	NUT
6	1202	PLATE	19	1202	PIN
7	1204	WASHER	20	1202	SPRING
8	1204	SCREW	21	1202	BRAKE SHOE
9	1204	VALVE	22	1202	BLOCK
10	1202	BOLT	23	1202	KEY
11	1202	WASHER	24	1202	SPRING
12	1202	WASHER	25	1202	CUP
13	1202	PIN			

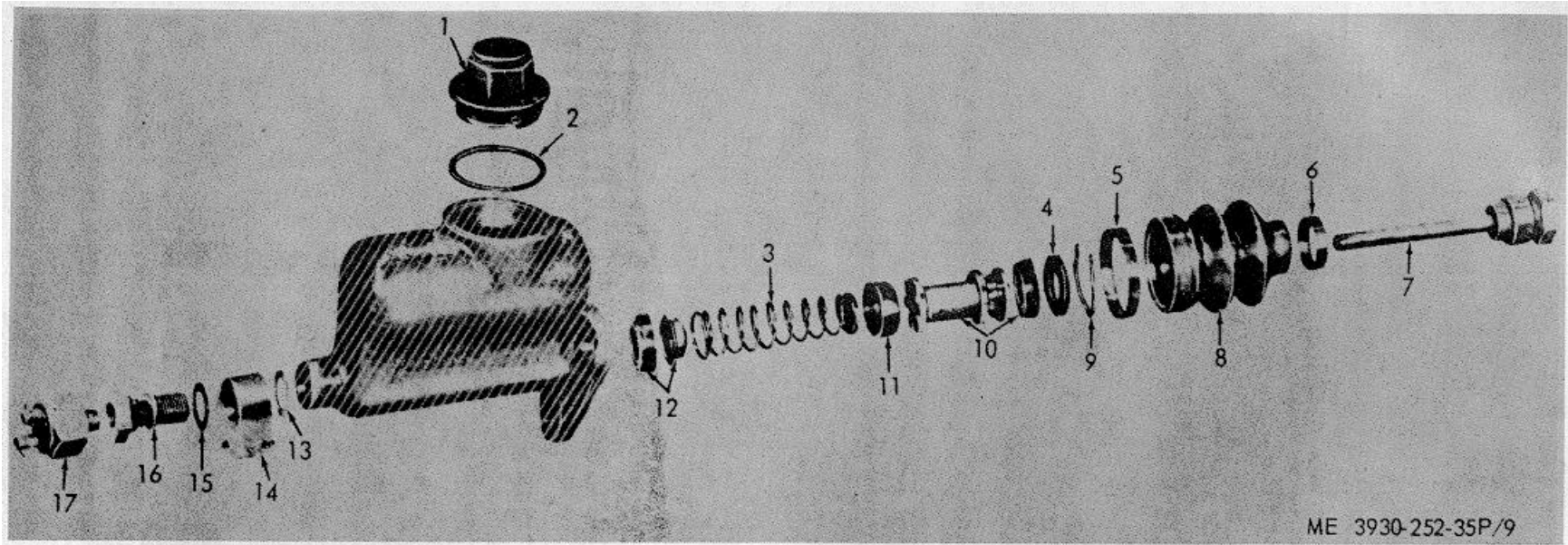


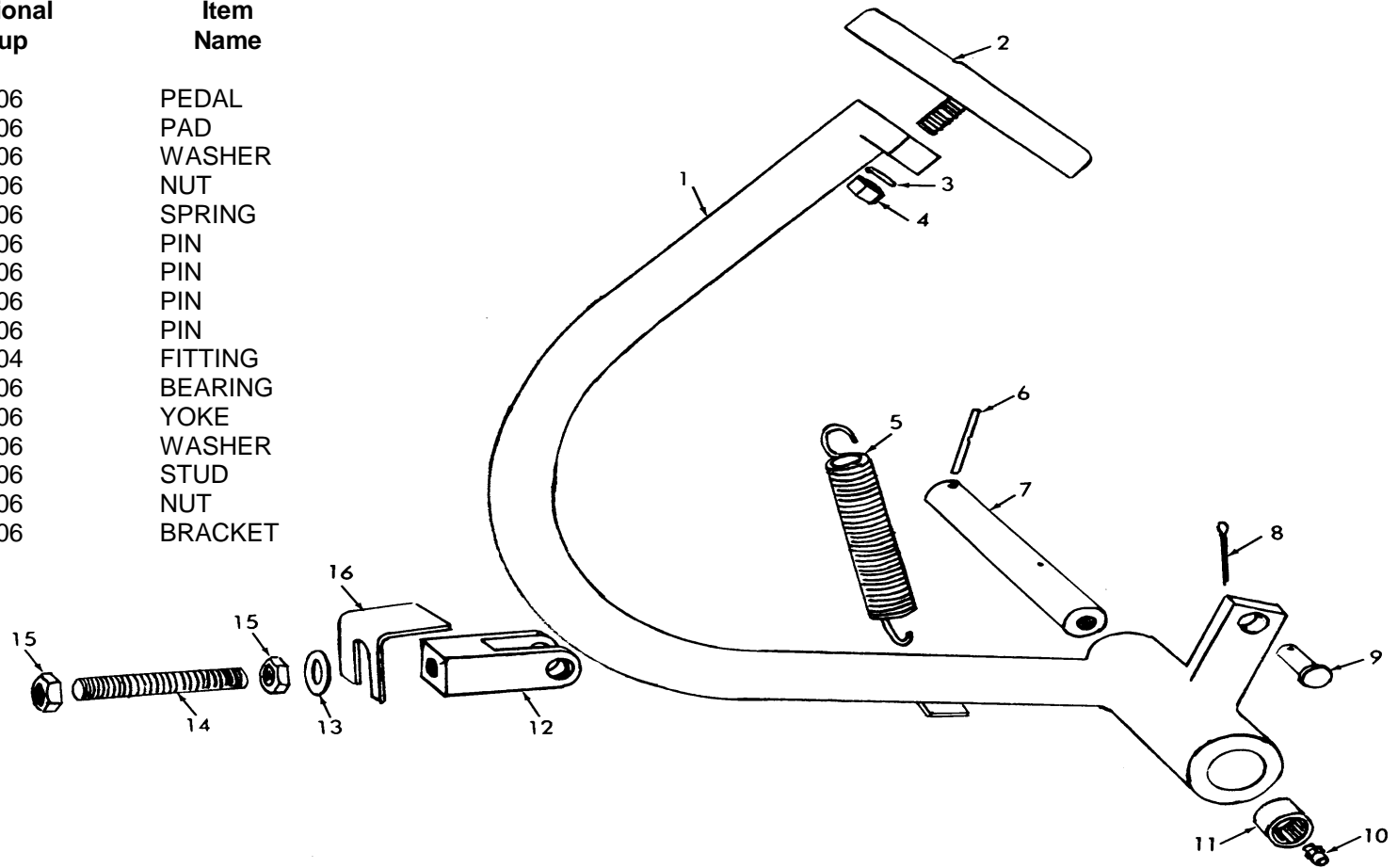
Figure 9. Hydraulic Brake Master Cylinder.

INDEX TO PARTS, FIGURE 9

Reference Number	Functional Group	Item Name	Reference Number	Functional Group	Item Name
1	1204	CAP	10	1204	PISTON
2	1204	WASHER	11	1204	CUP
3	1204	SPRING	12	1204	VALVE AY
4	1204	WASHER	13	1204	GASKET
5	1204	RING	14	1204	CONNECTOR
6	1204	RING	15	1204	WASHER
7	1204	PUSH ROD	16	1204	BOLT
8	1204	BELLOWS	17	0610	SWITCH
9	1204	WIRE, LOCK			

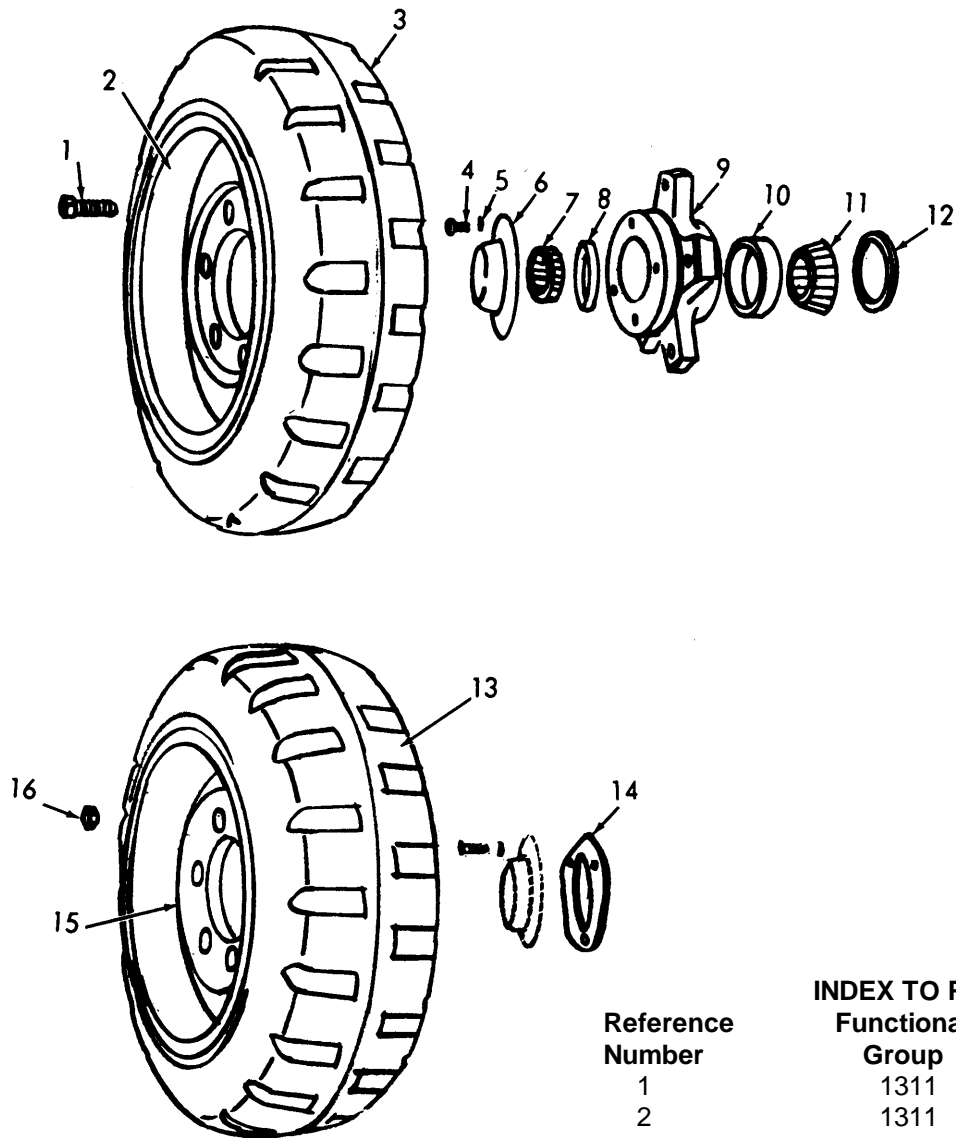
INDEX TO PARTS, FIGURE 10

Reference Number	Functional Group	Item Name
1	1206	PEDAL
2	1206	PAD
3	1206	WASHER
4	1206	NUT
5	1206	SPRING
6	1206	PIN
7	1206	PIN
8	1206	PIN
9	1206	PIN
10	1204	FITTING
11	1206	BEARING
12	1206	YOKE
13	1206	WASHER
14	1206	STUD
15	1206	NUT
16	1206	BRACKET



ME 3930-252-35P/10

Figure 10. Brake Pedal, Linkage.

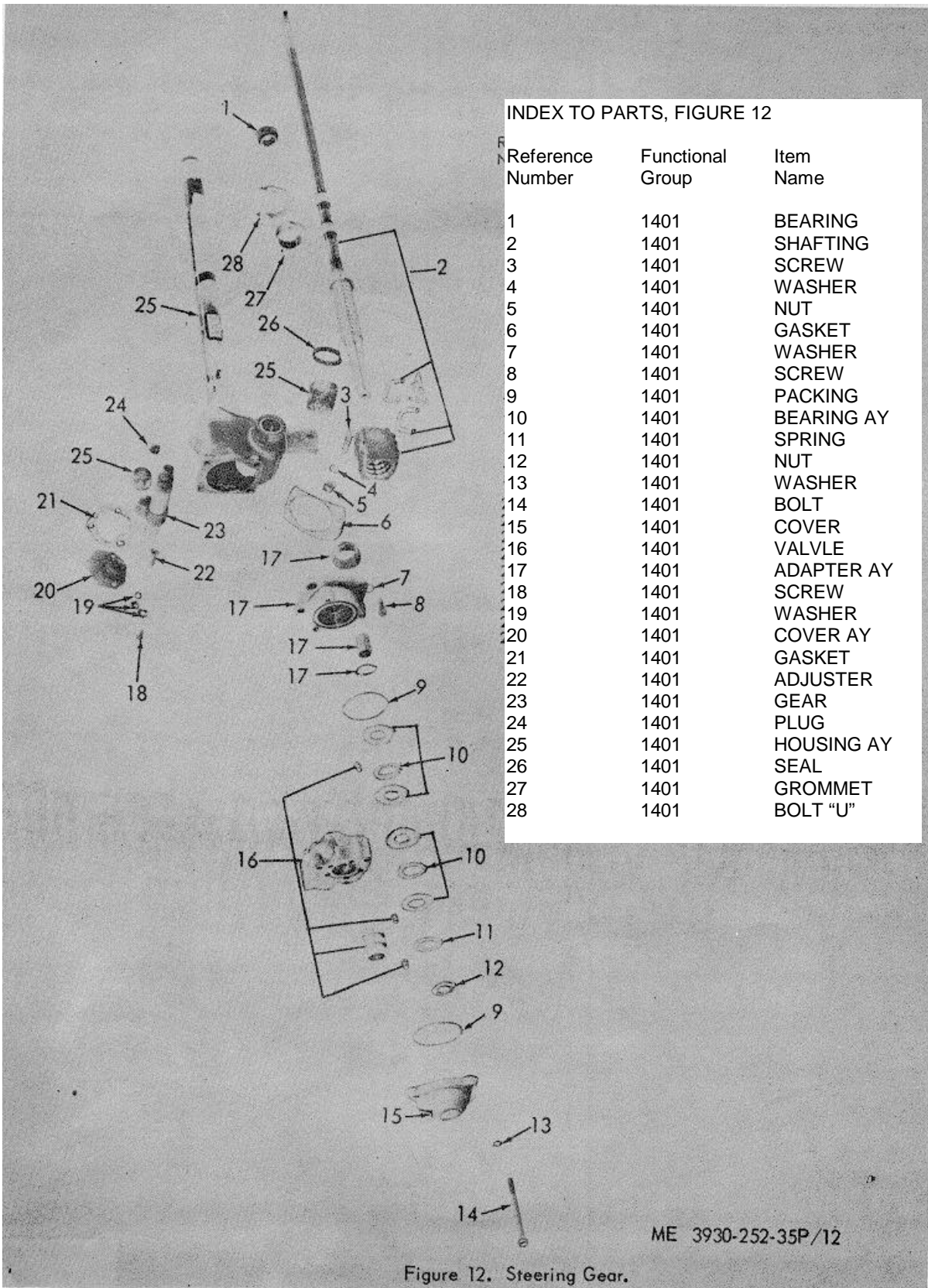


INDEX TO PARTS, FIGURE 11

Reference Number	Functional Group	Item Name
1	1311	BOLT
2	1311	WHEEL
3	1313	TIRE
4	1311	SCREW
5	1311	WASHER
6	1311	CAP
7	1311	CONE AND ROLLERS
8	1311	CUP
9	1311	HUB AND CUP AY
10	1311	CUP
11	1311	CONE AND ROLLERS
12	1311	SEAL
13	1313	TIRE
14	1000	GASKET
15	1311	WHEEL
16	1311	NUT

ME 3930-252-35P/11

Figure 11. Wheels, Drive and Steering.



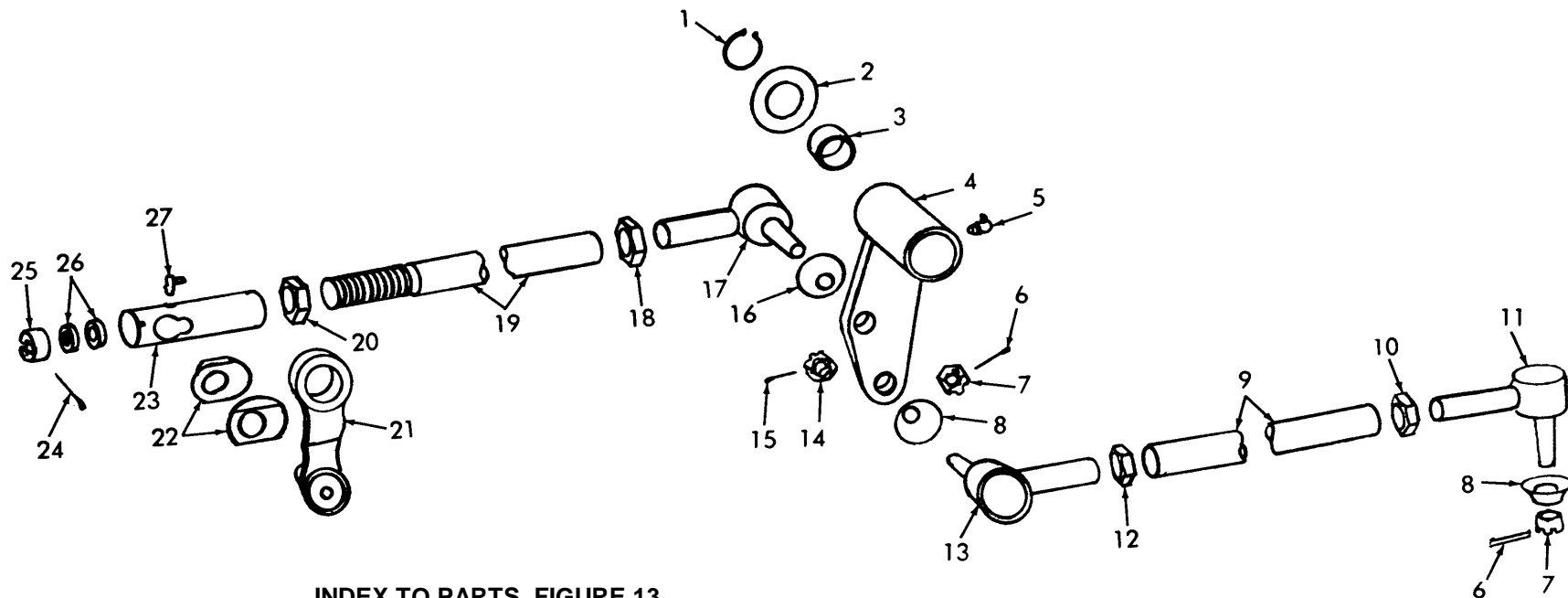
INDEX TO PARTS, FIGURE 12

Reference Number	Functional Group	Item Name
1	1401	BEARING
2	1401	SHAFTING
3	1401	SCREW
4	1401	WASHER
5	1401	NUT
6	1401	GASKET
7	1401	WASHER
8	1401	SCREW
9	1401	PACKING
10	1401	BEARING AY
11	1401	SPRING
12	1401	NUT
13	1401	WASHER
14	1401	BOLT
15	1401	COVER
16	1401	VALVLE
17	1401	ADAPTER AY
18	1401	SCREW
19	1401	WASHER
20	1401	COVER AY
21	1401	GASKET
22	1401	ADJUSTER
23	1401	GEAR
24	1401	PLUG
25	1401	HOUSING AY
26	1401	SEAL
27	1401	GROMMET
28	1401	BOLT "U"

ME 3930-252-35P/12

Figure 12. Steering Gear.

Figure 12. Steering Gear.



INDEX TO PARTS, FIGURE 13

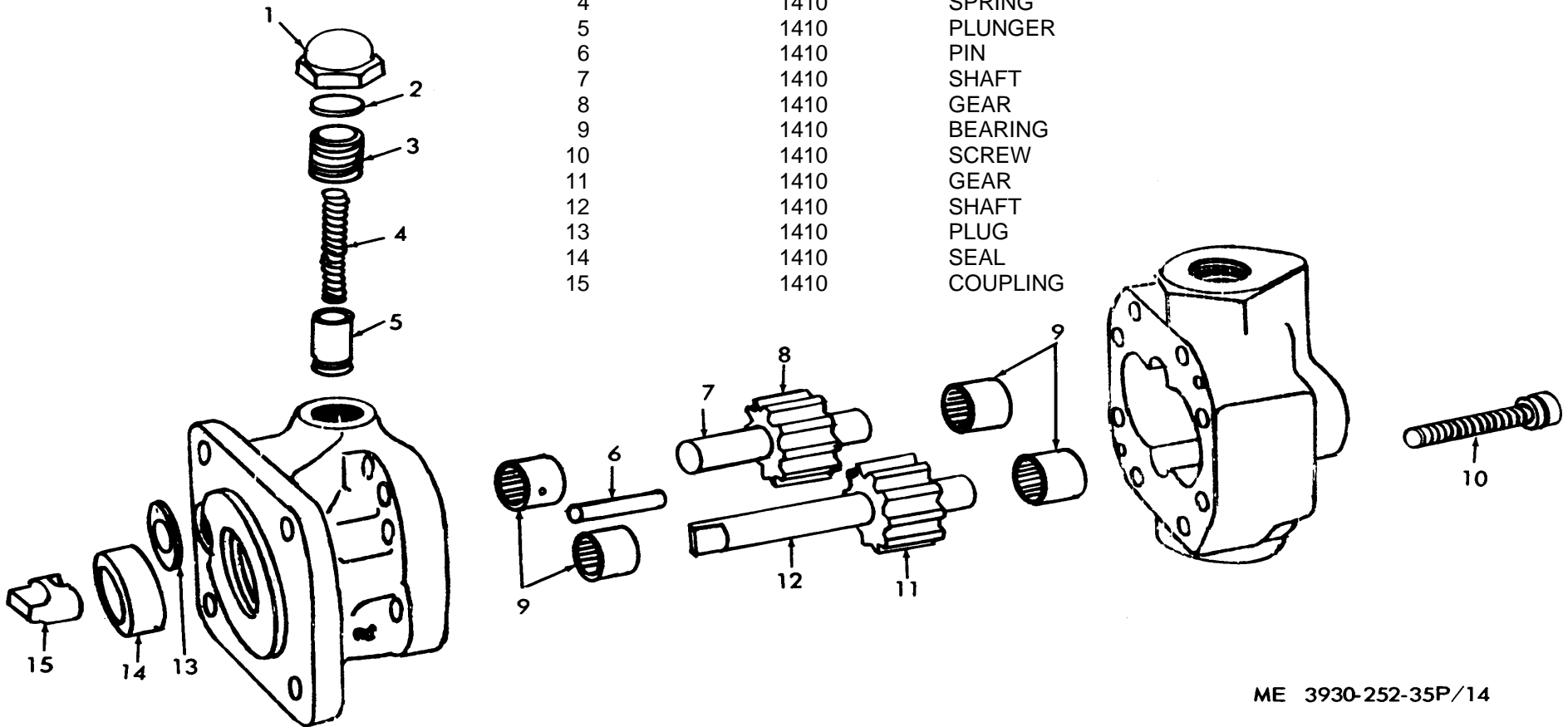
ME 3930-252-35P/13

Reference Number	Functional Group	Item Name	Reference Number	Functional Group	Item Name
1	1401	RING	15	1401	PIN
2	1401	WASHER	16	1401	COVER
3	1401	BEARING	17	1401	TIE ROD END
4	1401	ARM AY	18	1401	NUT
5	1401	FITTING	19	1401	TIE ROD
6	1401	PIN	20	1401	NUT
7	1401	NUT	21	1401	ARM
8	1401	COVER	22	1401	SHIELD
9	1401	TIE ROD	23	1401	SOCKET
10	1401	NUT	24	1401	PIN
11	1401	TIE ROD END	25	1401	PLUG
12	1401	NUT	26	1401	SEAT
13	1401	TIE ROD END	27	1401	FITTING
14	1401	NUT			

Figure 13. Tie Rods.

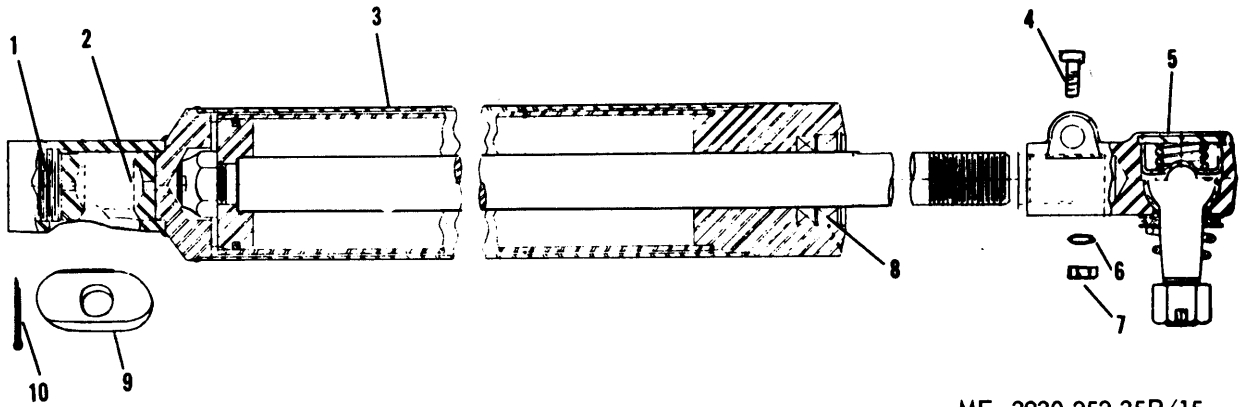
INDEX TO PARTS, FIGURE 14

Reference Number	Functional Group	Item Name
1	1410	NUT
2	1410	WASHER
3	1410	SCREW
4	1410	SPRING
5	1410	PLUNGER
6	1410	PIN
7	1410	SHAFT
8	1410	GEAR
9	1410	BEARING
10	1410	SCREW
11	1410	GEAR
12	1410	SHAFT
13	1410	PLUG
14	1410	SEAL
15	1410	COUPLING



ME 3930-252-35P/14

Figure 14. Hydraulic Pump, Steering.

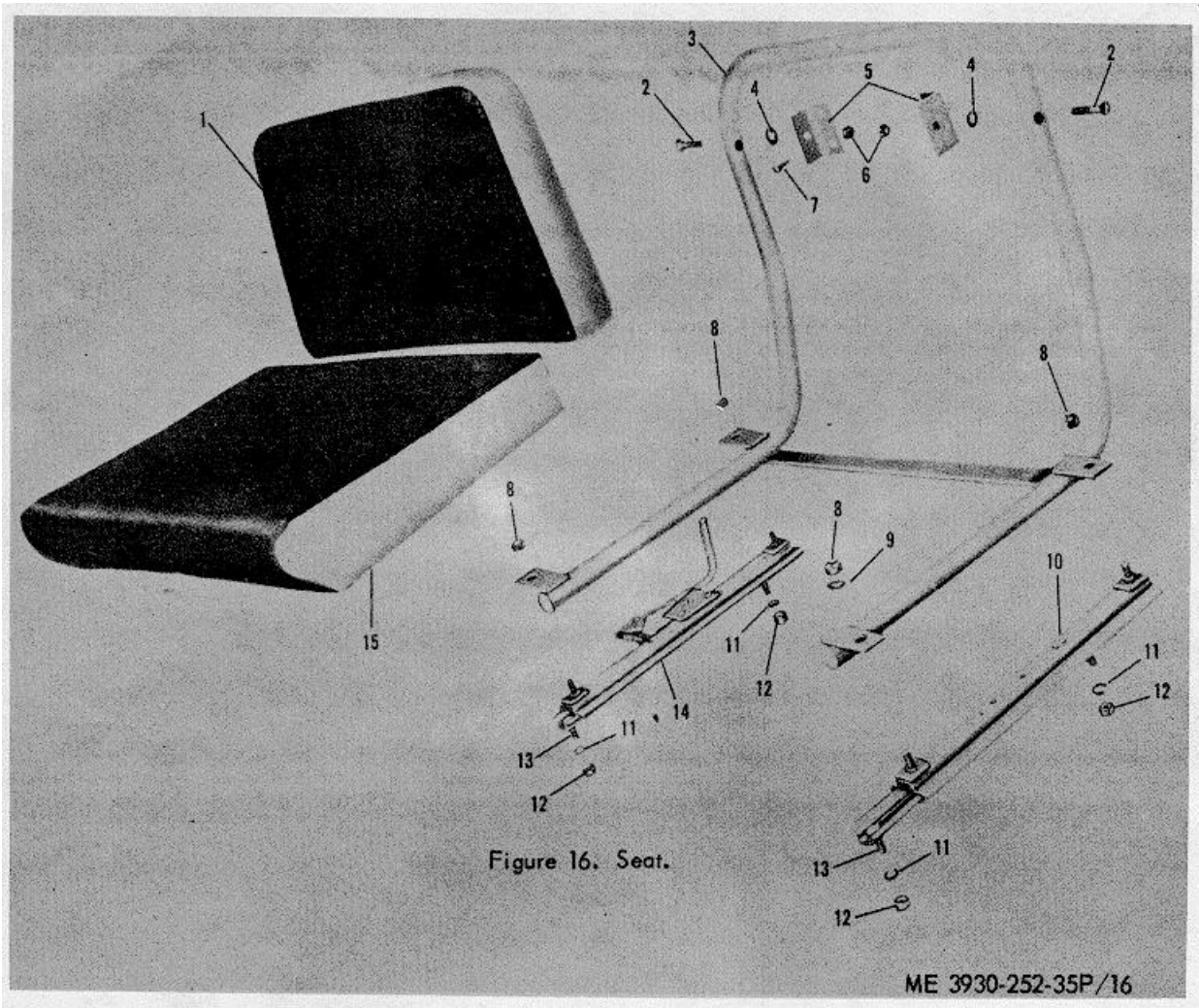


ME 3930-252-35P/15

Figure 15. Power Steering Cylinder.

INDEX TO PARTS, FIGURE 15

Reference Number	Functional Group	Item Name
1	1412	PLUG
2	1412	SEAT
3	1412	CYLINDER AY
4	1412	SCREW
5	1412	BALL AND SOCKET AY
6	1412	WASHER
7	1412	NUT
8	1412	PARTS KIT
9	1412	SHIELD
10	1412	PIN, COTTER



INDEX TO PARTS, FIGURE 16

Reference Number	Functional Group	Item Name
1	1806	CUSHION
2	1806	SCREW
3	1806	FRAME
4	1806	SPACER
5	1806	CLIP
6	1806	NUT
7	1806	SCREW
8	1806	NUT
9	1806	RING
10	1806	ADJUSTOR
11	1806	WASHER
12	1806	NUT
13	1806	SCREW
14	1806	ADJUSTOR
15	1806	CUSHION

Figure 16. Seat

INDEX TO PARTS, FIGURE 17

Reference Number	Functional Group	Item Name
1	2406	ELBOW
2	2401	PACKING RING
3	2401	RING
4	2401	VANE KIT
5	2401	PIN
6	1411	ADAPTER
7	2401	FLANGE
8	2401	SCREW
9	2401	SHAFT
10	2401	BEARING
11	2401	RING
12	2401	COUPLING
13	2401	KEY
14	2401	WASHER
15	2401	SCREW
16	2401	ROTOR
17	2401	SPRING SCREW
18	2401	SCREW




Figure 17. Hydraulic Pump.

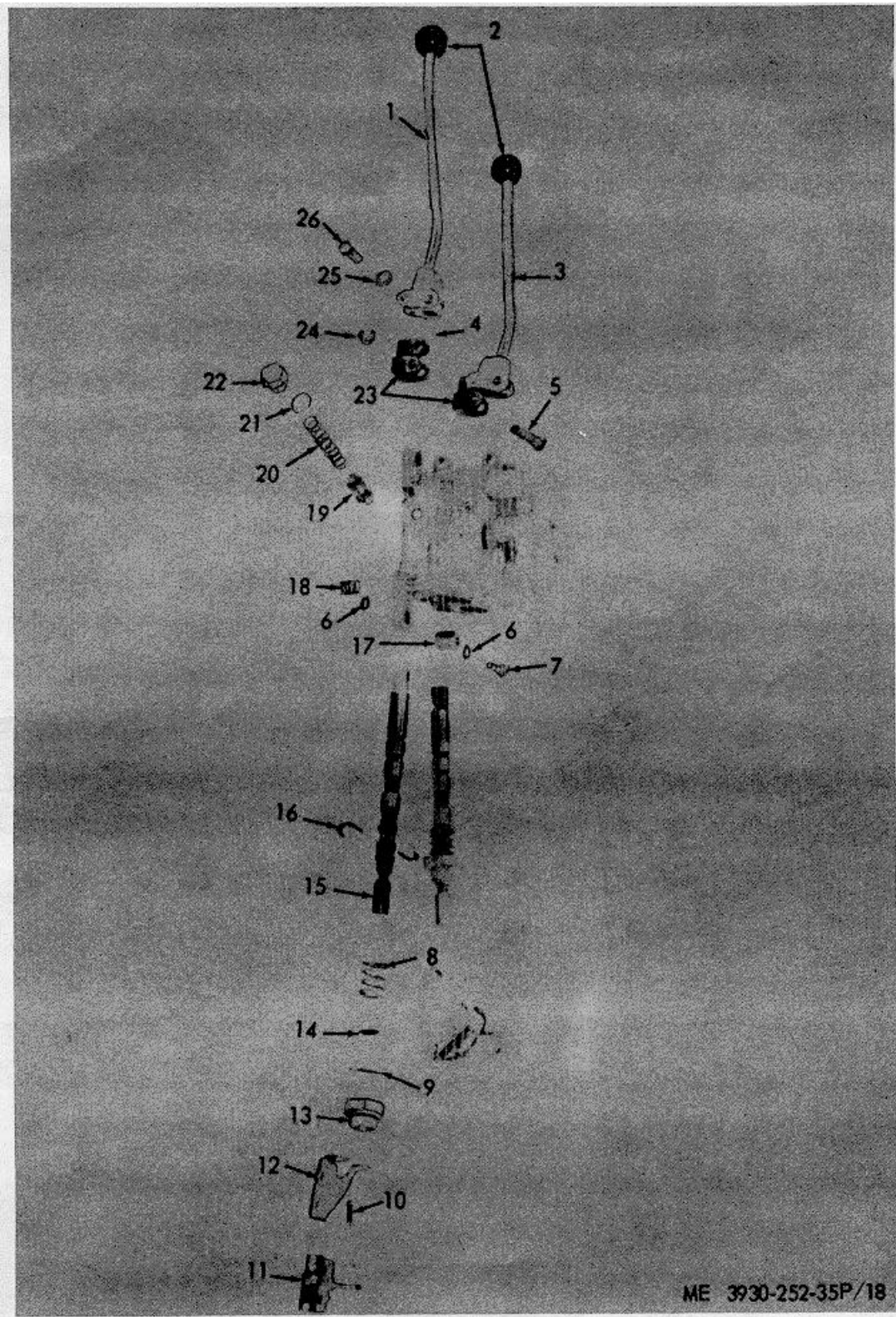
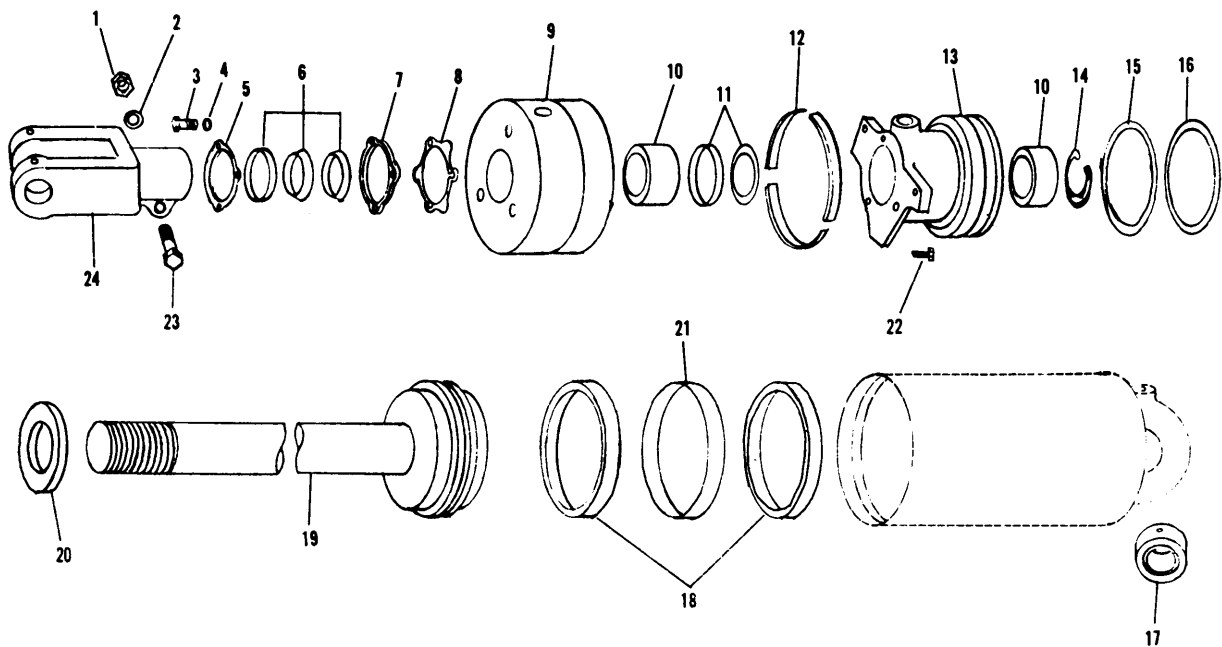


Figure 18. Hydraulic Control Valve, Linkage.

INDEX TO PARTS, FIGURE 18

Reference Number	Functional Group	Item Name	Reference Number	Functional Group	Item Name
1	2403	LEVER	14	2402	SEAL
2	2403	KNOB	15	2402	EXTENSION
3	2403	LEVER	16	2402	WASHER
4	2403	PIN	17	2402	SPACER
5	2403	PIN	18	2402	SCREW
6	2402	WASHER	19	2402	VALVE AY
7	2402	SCREW	20	2402	SPRING
8	2402	SPRING	21	2402	SEAL
9	2402	SEAL	22	2402	CAP
10	2402	SCREW	23	2403	BASE
11	4012	SWITCH	24	2403	RING
12	2402	BRACKET	25	2403	WASHER
13	2402	COVER	26	2403	PIN

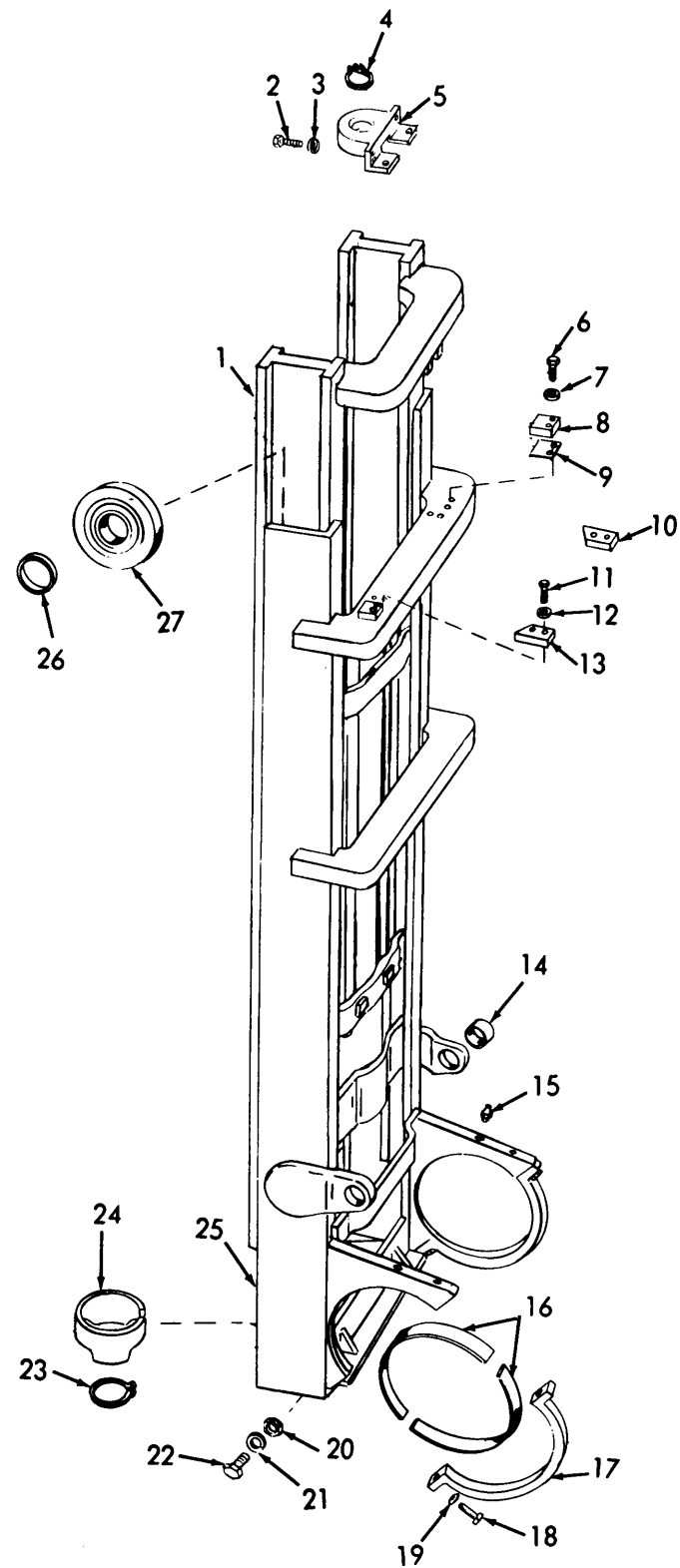


ME 3930-252-35P/19

Figure 19. Hydraulic Tilt Cylinder.

INDEX TO PARTS, FIGURE 19

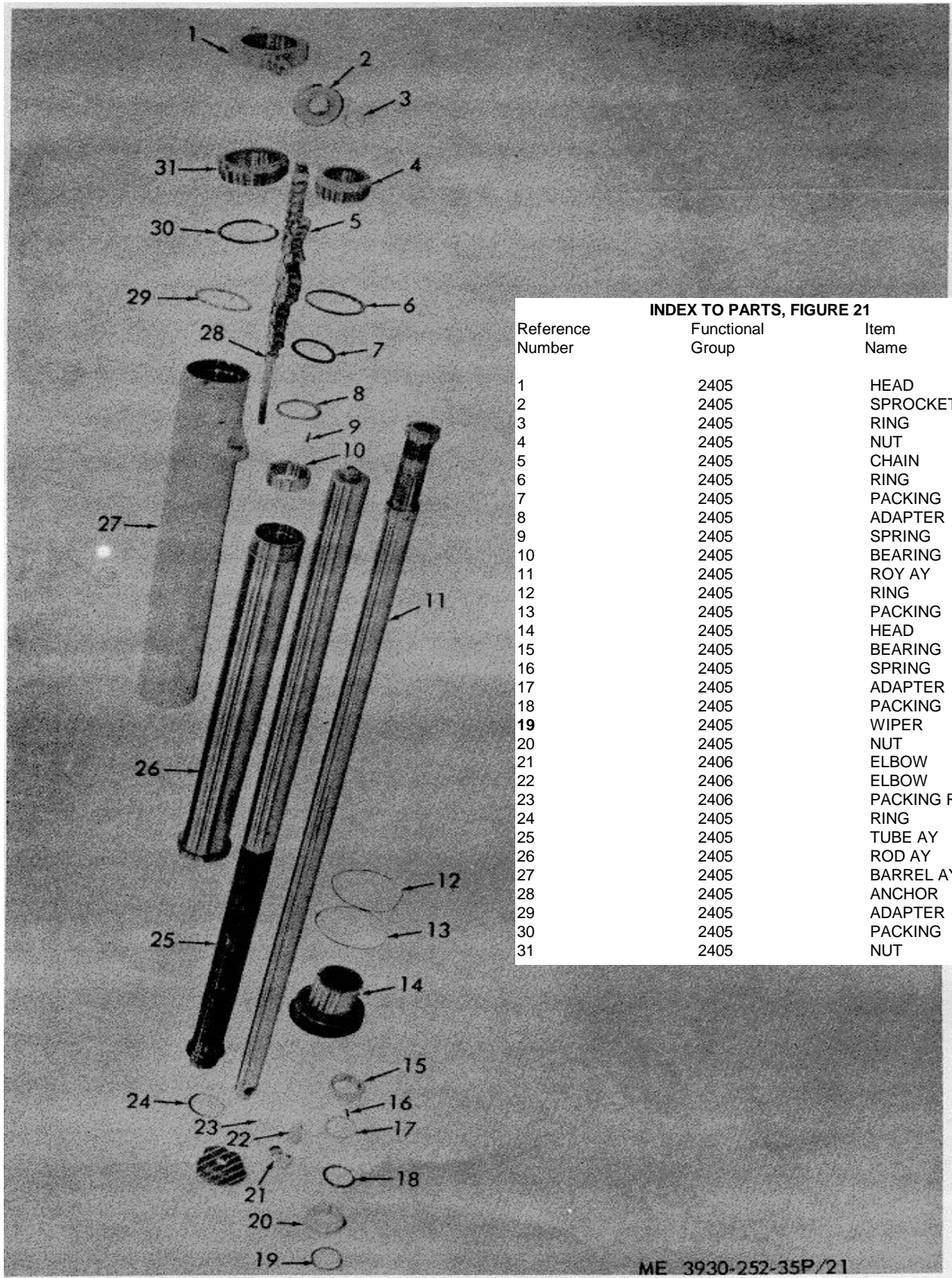
Reference Number	Functional Group	Item Name	Reference Number	Functional Group	Item Name
1	2404	NUT	13	2404	GLAND
2	2404	WASHER	14	2404	RING
3	2404	BOLT	15	2404	RING
4	2404	WASHER	16	2404	PACKING
5	2404	RETAINER	17	2404	BEARING
6	2404	SEAL SET	18	2404	CUP
7	2404	RETAINER AY	19	2404	PISTON AND ROD AY
8	2404	SHIM	20	2404	SPACER
9	2404	COVER	21	2404	RING
10	2404	BUSHING	22	2404	BOLT
11	2404	SEAL	23	2404	SCREW
12	2404	RING	24	2404	ROD END



INDEX TO PARTS, FIGURE 20

Reference Number	Functional Group	Item Name
1	1201	PIN
2	1201	YOKE
3	1201	PIN, COTTER
4	1201	CLEVIS
5	1201	LINK
6	1201	PIN
7	1201	NUT
8	1201	YOKE
9	1201	CLEVIS
10	1201	NUT
11	1201	ROD
1	2405	RAIL AY
2	2405	SCREW
3	2405	WASHER
4	2405	RING
5	2405	BRACKET
6	2405	SCREW
7	2405	WASHER
8	2405	PAD
9	2405	SHIM
10	2405	STOP
11	2405	SCREW
12	2405	WASHER
13	2405	STOP
14	2404	BUSHING
15	2405	FITTING
16	2405	BUSHING
17	2405	CAP
18	2405	SCREW
19	2405	WASHER
20	2405	NUT
21	2405	WASHER
22	2405	SCREW
23	2405	RING
24	2405	ADAPTER
25	2405	RAIL AY
26	2405	SHIM
27	2405	ROLLER

Figure 20. Hydraulic Mast Column.




INDEX TO PARTS, FIGURE 21

Reference Number	Functional Group	Item Name
1	2405	HEAD
2	2405	SPROCKET
3	2405	RING
4	2405	NUT
5	2405	CHAIN
6	2405	RING
7	2405	PACKING
8	2405	ADAPTER
9	2405	SPRING
10	2405	BEARING
11	2405	ROY AY
12	2405	RING
13	2405	PACKING
14	2405	HEAD
15	2405	BEARING
16	2405	SPRING
17	2405	ADAPTER
18	2405	PACKING
19	2405	WIPER
20	2405	NUT
21	2406	ELBOW
22	2406	ELBOW
23	2406	PACKING RING
24	2405	RING
25	2405	TUBE AY
26	2405	ROD AY
27	2405	BARREL AY
28	2405	ANCHOR
29	2405	ADAPTER
30	2405	PACKING
31	2405	NUT

ME 3930-252-35P/21

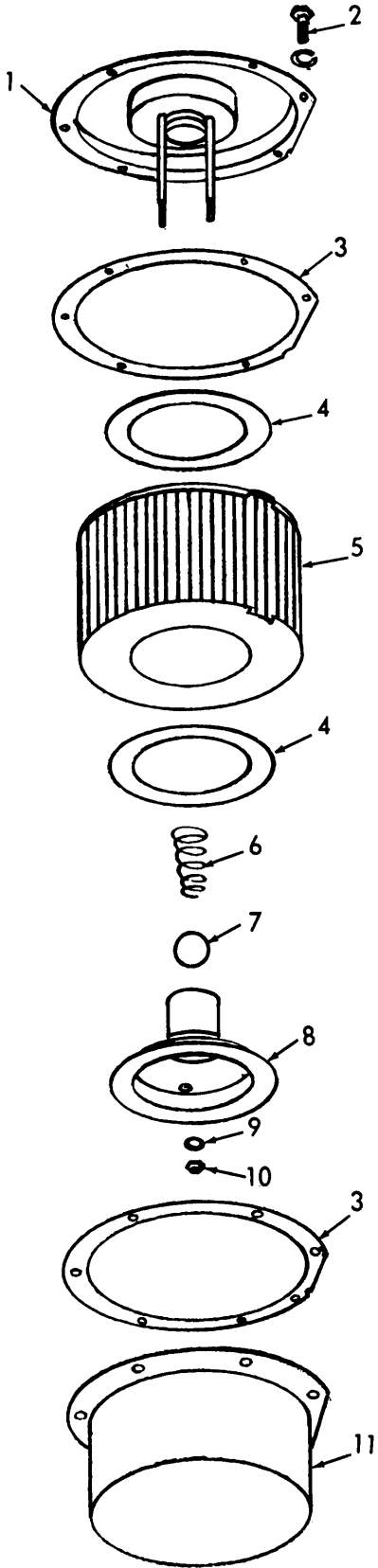
Figure 21. Hydraulic Lift Cylinder, Crosshead, Chain.



INDEX TO PARTS, FIGURE 22

Reference Number	Functional Group	Item Name
1	2405	BACKREST
2	2405	CARIAGE AY
3	2405	ROLLER
4	2405	SHAFT
5	2405	ROLLER
6	2405	PIN
7	2405	LEVER
8	2405	SHIM
9	2405	SPRING
10	2405	PIN
11	2405	FORK

Figure 22. Hydraulic Lift Carriage, Fork



INDEX TO PARTS, FIGURE 23

Reference Number	Functional Group	Item Name
1	2406	COVER
2	2406	BOLT
3	2406	GASKET
4	2406	GASKET
5	2406	ELEMENT
6	2406	SPRING
7	2406	BALL
8	2406	PLATE
9	2406	WASHER
10	2406	NUT
11	2406	CASE

ME 3930-252-35P/23

Figure 23. Hydraulic Filter.




Figure 24. Electric Motor Drive.


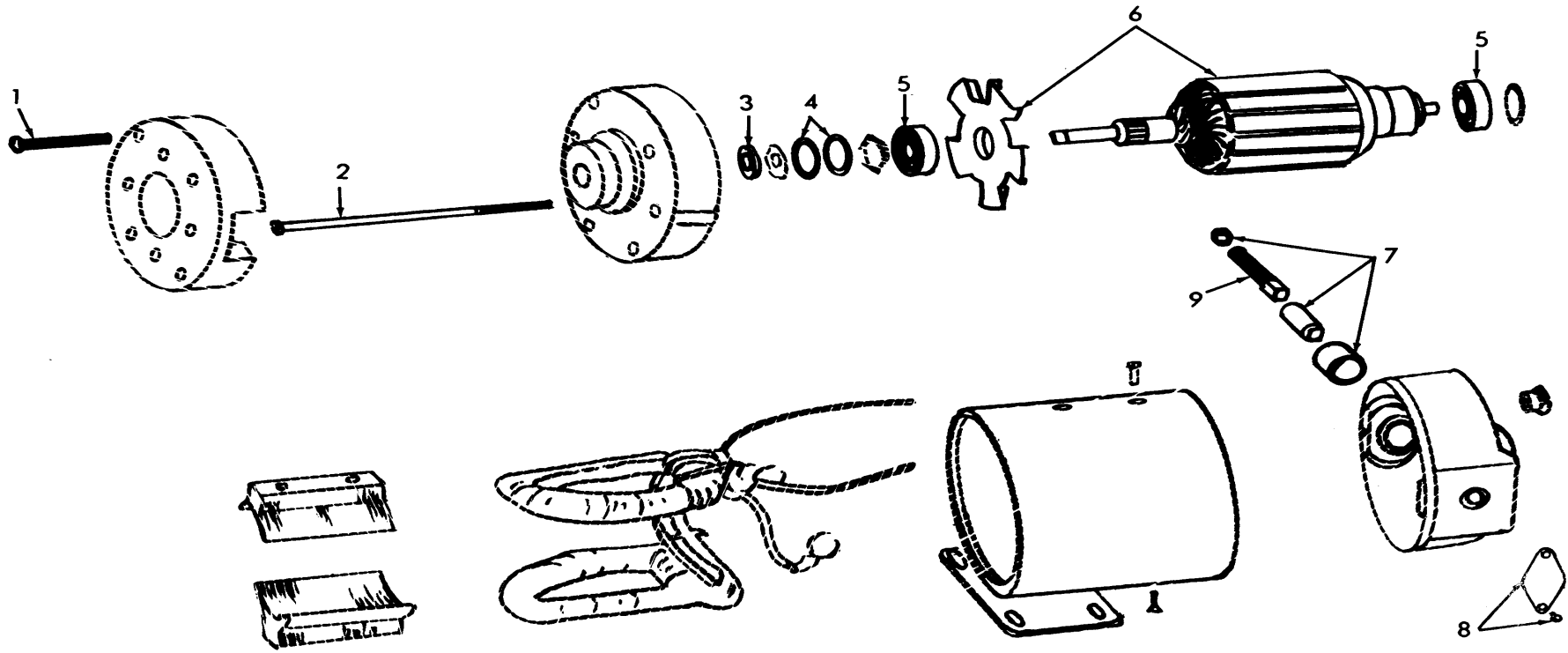


Figure 25. Electric Motor, Hydraulic Pump.

INDEX TO PARTS, FIGURE 25

Reference Number	Functional Group	Item Name
1	4000	BEARING
2	4001	ARMATURE
3	4000	BEARING
4	4000	PARTS KIT



INDEX TO PARTS, FIGURE 26

Reference Number	Functional Group	Item Name
1	4000	SCREW
2	4000	SCREW
3	4000	WASHER
4	4000	SHIM
5	4000	BEARING
6	4001	ARMATURE AND FAN AY
7	4000	BRUSH HOLDER
8	4000	PLATE ME 3930-252-35P/26
9	4000	BRUSH

Figure 26. Electric Motor, Steering Pump.


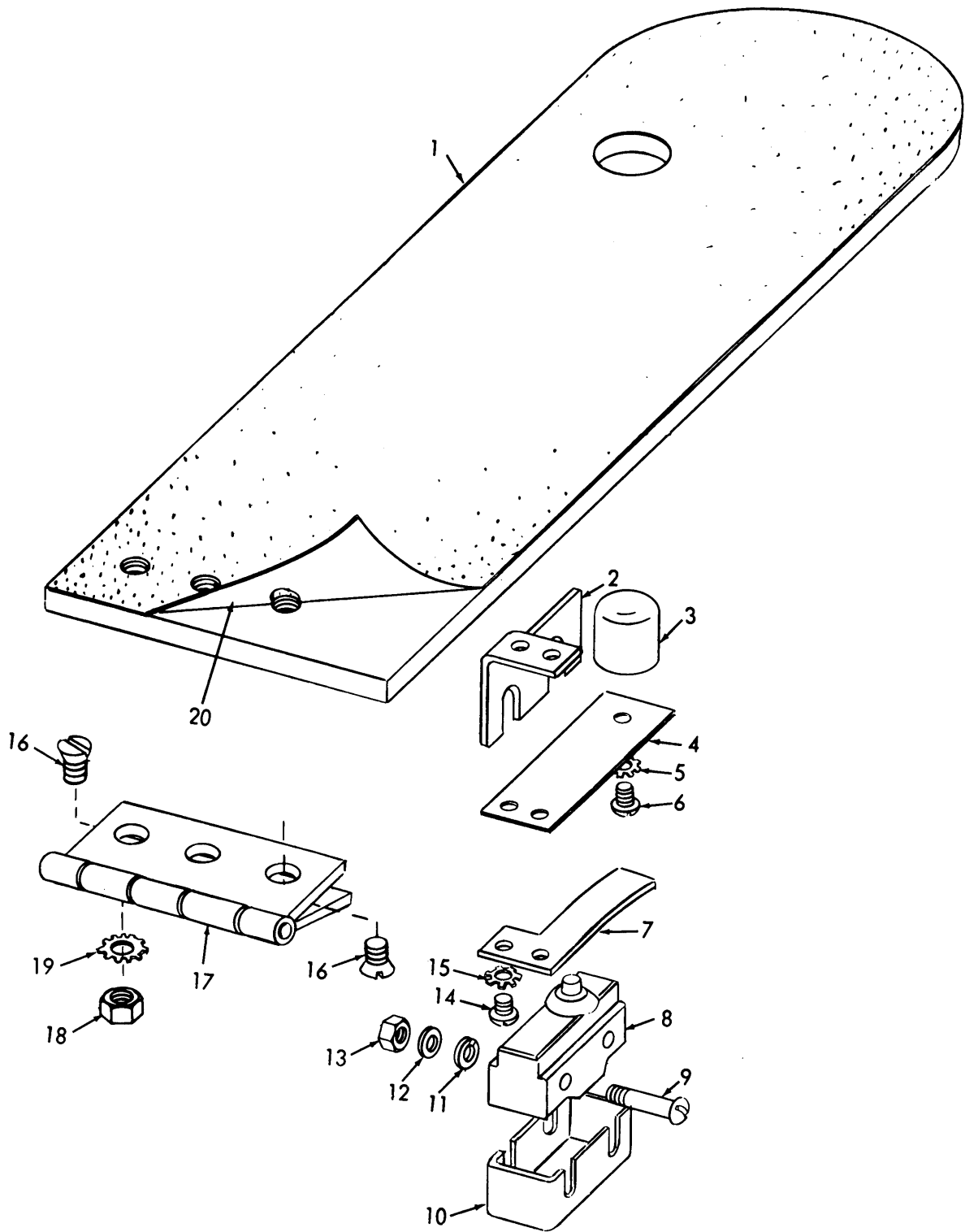


Figure 27. Master Control Panel.

INDEX TO PARTS, FIGURE 27

Reference Number	Functional Group	Item Name	Reference Number	Functional Group	Item Name
1	4010	STRIP	11	4010	CONTACTOR AY
2	4015	RELAY	12	4010	CONTACTOR AY
3	4014	RESISTOR	13	4012	SWITCH
4	4010	CLAMP	14	4010	CONTACTOR AY
5	4010	CAPACITOR	15	4010	CONTACTOR AY
6	4010	CLAMP	16	4010	CLIP
7	4010	CAPACITOR	17	4011	FUSE
8	4012	RECTIFIER	18	4011	FUSE
9	4012	SEMI-CONDUCTOR	19	4014	RESISTOR
10	4011	FUSE			



ME 3930-252-35P/28

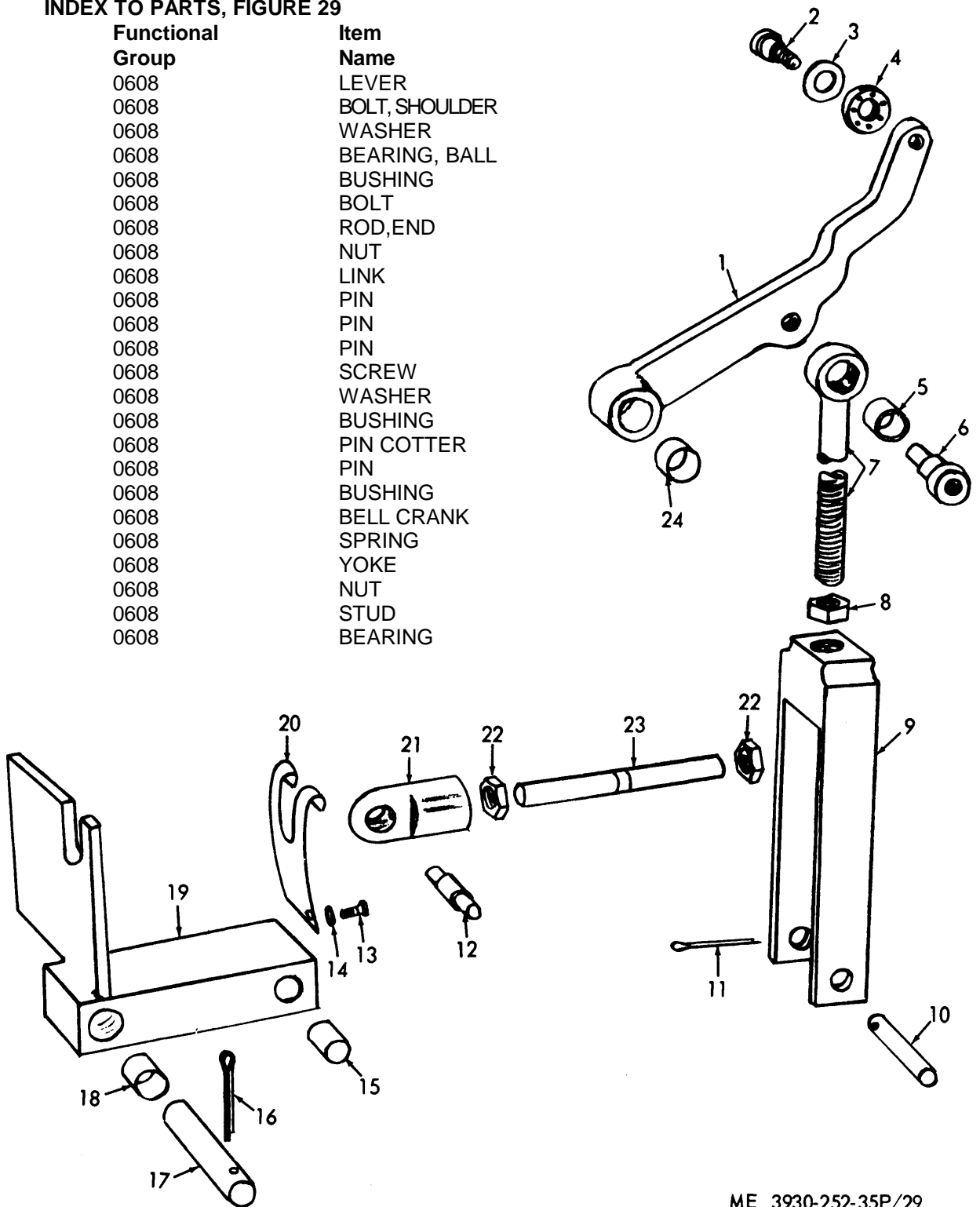
Figure 28. Accelerator Pedal.

INDEX TO PARTS, FIGURE 28

Reference Number	Functional Group	Item Name	Reference Number	Functional Group	Item Name
1	0608	PEDAL	11	4012	WASHER
2	0608	BRACKET	12	4012	WASHER
3	0608	BUTTON	13	4012	NUT
4	0608	SPRING	14	0608	SCREW
5	0608	WASHER	15	0608	WASHER
6	0608	SCREW	16	0608	SCREW
7	0608	GUIDE	17	0608	HINGE
8	4012	SWITCH	18	0608	NUT
9	4012	SCREW	19	0608	WASHER
10	0608	COVER	20	0608	MAT

INDEX TO PARTS, FIGURE 29

Reference Number	Functional Group	Item Name
1	0608	LEVER
2	0608	BOLT, SHOULDER
3	0608	WASHER
4	0608	BEARING, BALL
5	0608	BUSHING
6	0608	BOLT
7	0608	ROD, END
8	0608	NUT
9	0608	LINK
10	0608	PIN
11	0608	PIN
12	0608	PIN
13	0608	SCREW
14	0608	WASHER
15	0608	BUSHING
16	0608	PIN COTTER
17	0608	PIN
18	0608	BUSHING
19	0608	BELL CRANK
20	0608	SPRING
21	0608	YOKE
22	0608	NUT
23	0608	STUD
24	0608	BEARING



ME 3930-252-35P/29

Figure 29. Accelerator Pedal Linkage.

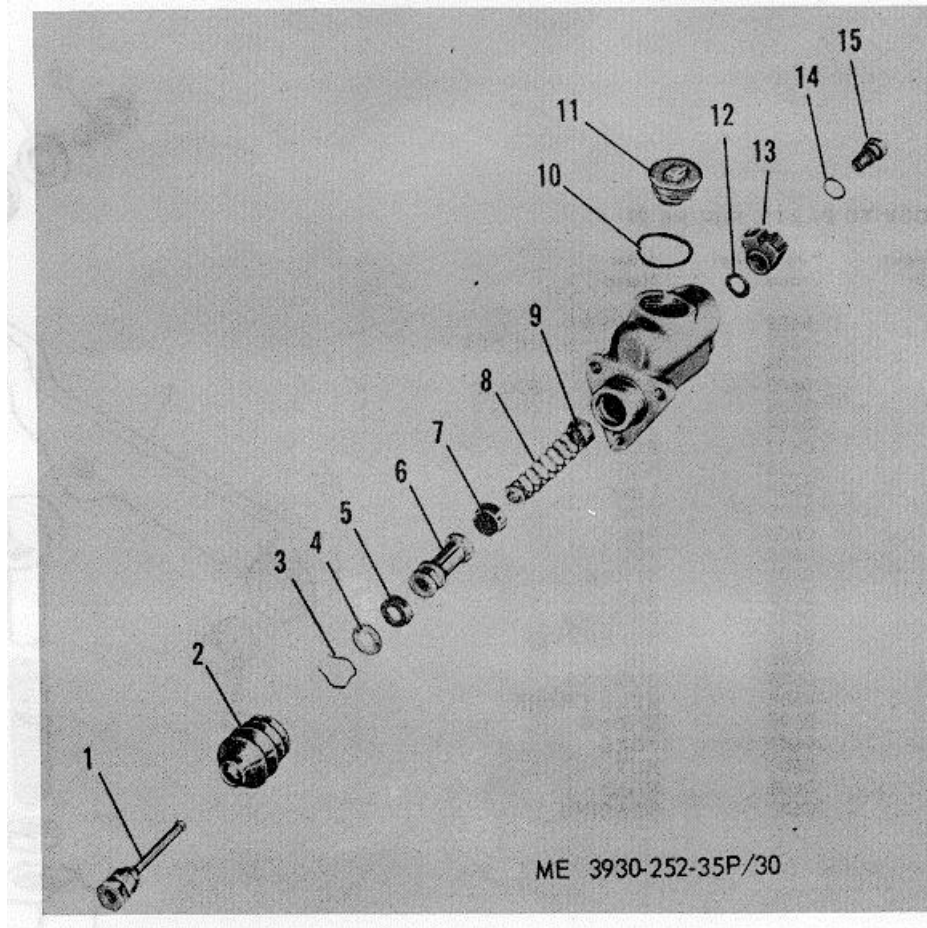


Figure 30. Master Control Cylinder.

INDEX TO PARTS, FIGURE 30

Reference Number	Functional Group	Item Name
1	0608	ROD
2	0608	BOOT
3	0608	LOCKWIRE
4	0608	WASHER
5	0608	CUP
6	0608	PISTON
7	0608	CUP
8	0608	SPRING
9	0608	VALVE
10	0608	GASKET
11	0608	CAP
12	0608	GASKET
13	4010	FITTING
14	0608	WASHER
15	4010	BOLT


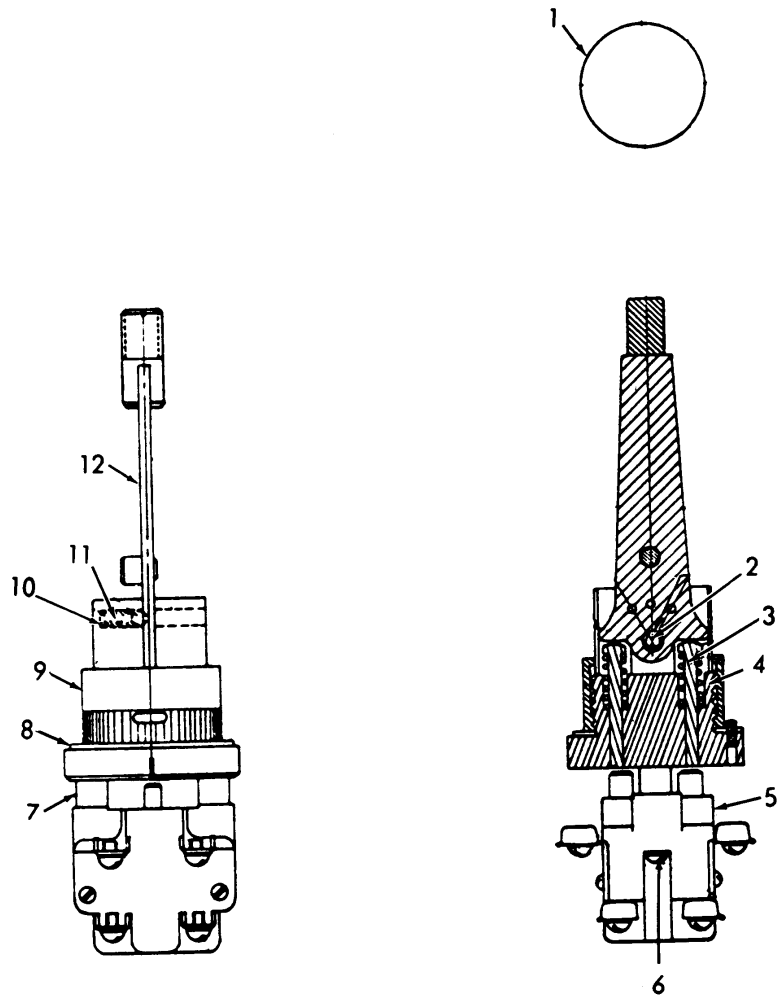


Figure 31. Carbon Pile Control Lines and Fittings.

INDEX TO PARTS, FIGURE 31

Reference Number	Functional Group	Item Name
1	4010	LINE AY
2	4012	SWITCH
3	4010	VALVE
4	4014	PLUG
5	4010	LINE AY
6	4010	SCREW
7	4010	SPRING
8	4010	ACTUATOR AY
9	4010	ELBOW
10	4010	ACCUMULATOR AY



ME 3930-252-35P/32

Figure 32. Directional Control Lever.

INDEX TO PARTS, FIGURE 32

Reference Number	Functional Group	Item Name
1	4012	KNOB
2	4012	PIN
3	4012	PIN
4	4012	SPRING
5	4012	CONTACT
6	4012	SCREW
7	4012	SPACER
8	4012	GASKET
9	4012	NUT
10	4012	SPRING
11	4012	BALL
12	4012	HANDLE AY

**SECTION IV. INDEX-FEDERAL STOCK NUMBER AND REFERENCE NUMBER
CROSS-REFERENCE TO INDEX NUMBER**

<u>STOCK NUMBER</u>	<u>INDEX NUMBER</u>	<u>STOCK NUMBER</u>	<u>INDEX NUMBER</u>
2520-072-6698	00208	2530-353-2993	00328
2520-072-6699	00209	2530-353-2993	00351
2520-072-6707	00207	2530-358-6665	00429
2520-072-6708	00206	2530-358-9654	00229
2520-072-6709	00205	2530-359-1473	00551
2520-072-6711	00211	2530-359-1529	00470
2520-072-6712	00190	2530-359-1828	00411
2520-072-6713	00189	2530-375-0751	00491
2520-072-6721	00163	2530-383-4819	00024
2520-072-6723	00171	2530-383-9885	00350
2520-072-6732	00175	2530-391-0705	00027
2520-215-1019	00418	2530-454-6104	00230
2520-230-3726	00291	2530-466-8624	00031
2520-359-1528	00478	2530-466-8624	00346
2520-359-1528	00486	2530-499-9263	00426
2520-359-1529	00477	2530-521-5672	00896
2520-359-1529	00485	2530-525-2345	00255
2520-375-0751	00235	2530-525-2345	00256
2520-839-1055	00183	2530-534-5568	00519
2520-839-1055	00183	2530-534-5568	00805
2520-876-2781	00170	2530-566-7785	00354
2520-983-4231	00184	2530-708-5262	00157
2530-034-4188	00656	2530-733-5507	00540
2530-072-6736	00313	2530-737-2340	00356
2530-072-6738	00311	2530-741-1637	00029
2530-072-6739	00322	2530-741-1823	00049
2530-072-9457	00261	2530-773-5311	00046
2530-072-9463	00275	2530-773-5447	00048
2530-073-2140	00310	2530-773-5508	00044
2530-073-2152	00489	2530-773-5508	00044
2530-073-2155	00223	2530-789-4886	00494
2530-073-2158	00239	2530-789-4888	00539
2530-073-2160	00222	2530-804-8692	00432
2530-073-2162	00231	2530-860-0388	00684
2530-073-2162	00482	2530-876-9629	00339
2530-073-2163	00412	2530-887-9530	00455
2530-073-2166	00454	2530-930-3314	00110
2530-073-2170	00437	2530-976-3331	00309
2530-073-2171	00442	2540-765-4833	00589
2530-073-2172	00452	2540-776-2844	00365
2530-073-2173	00457	2590-072-6694	00107
2530-073-2174	00458	2590-073-2164	00123
2530-098-2201	00453	2590-383-8993	00623
2530-164-1935	00331	2590-733-9710	00112
2530-164-3338	00468	2630-072-9448	00399
2530-164-3568	00151	2630-072-9449	00400
2530-164-3568	00381	2805-493-8110	00378
2530-164-3573	00419	2910-706-6513	00509
2530-164-3580	00436	2990-768-5352	00495
2530-170-1883	00357	3110-072-6657	00845
2530-170-1899	00327	3110-100-0359	00162
2530-170-1902	00353	3110-100-0376	00161
2530-215-7352	00028	3110-100-0556	00387
2530-298-0663	00622	3110-100-0747	00155
2530-311-9644	00467	3110-100-3553	00384
2530-311-9662	00360	3110-100-5285	00182
2530-318-1029	00340	3110-109-1155	00851
2530-343-8161	00329	3110-109-1179	00852
2530-352-9281	00435	3110-117-0757	00217
2530-353-2988	00026	3110-120-3106	00215
2530-353-2991	00057	3110-144-8505	00616

**SECTION IV. INDEX-FEDERAL STOCK NUMBER AND REFERENCE NUMBER
CROSS-REFERENCE TO INDEX NUMBER (Continued)**

<u>STOCK NUMBER</u>	<u>INDEX NUMBER</u>	<u>STOCK NUMBER</u>	<u>INDEX NUMBER</u>
3110-144-8990	00854	4320-513-9880	00614
3110-155-6699	00148	4320-875-8104	00500
3110-155-9645	00009	4320-876-2679	00499
3110-157-0542	00216	4330-876-4572	00810
3110-198-2169	00385	4720-072-9456	00347
3110-198-2170	00388	4720-204-1784	00526
3110-227-3505	00421	4720-204-1784	00820
3110-227-4058	00154	4720-204-1784	01041
3110-292-8542	00441	4720-629-5186	00813
3110-736-1105	00238	4730-010-0597	00791
3110-736-1105	00405	4730-018-4918	00447
3110-807-3185	00422	4730-018-9566	00831
3110-902-1657	00363	4730-045-8864	00055
3110-902-3754	00414	4730-050-4203	00746
3110-965-0445	00640	4730-050-4207	00407
3120-661-7405	00262	4730-050-4208	00219
3120-876-4553	00234	4730-050-4208	00693
3120-876-4570	00674	4730-050-4647	00522
3930-069-3625	00687	4730-052-3972	00520
3930-072-6687	00885	4730-072-9446	00323
3930-072-6688	00884	4730-172-0028	00218
3930-209-7777	00371	4730-172-0034	00344
3930-375-1445	00686	4730-172-0034	00406
3930-446-4620	00013	4730-204-1268	00592
3930-446-4622	00290	4730-278-3356	00194
3930-446-4639	00934	4730-278-5812	00325
3930-446-4639	00935	4730-289-5176	00195
3930-446-4639	00936	4730-359-3872	00193
3930-446-4642	00918	4730-375-1499	00533
3930-446-4643	00914	4730-384-8763	00465
3930-446-4643	00916	4730-467-3514	00899
3930-612-0767	00818	4730-674-6831	00643
3930-674-2908	00750	4730-674-6832	00796
3930-699-9435	00752	4730-674-6844	00795
3930-733-9707	00676	4730-674-6845	00794
3930-733-9716	00906	4730-737-5440	00324
3930-733-9729	00815	4730-754-0152	00891
3930-733-9730	00523	4730-908-3193	00824
3930-733-9730	00816	4810-072-6685	00953
3930-733-9731	00689	4810-953-5205	00652
3930-765-5686	00772	4820-034-1614	00742
3930-789-4894	00615	4820-272-3346	00790
3930-789-4897	00832	4820-626-0312	00892
3930-789-4898	00639	5305-012-0351	00600
3930-789-7635	00744	5305-012-0757	00944
3930-789-7636	00732	5305-012-0757	00947
3930-789-7637	00731	5305-012-0757	00948
3930-789-7638	00730	5305-012-0757	00949
3930-789-7639	00743	5305-012-1832	00065
3930-789-7640	00729	5305-012-1832	00987
3930-800-9010	00590	5305-013-1890	00061
3930-805-9972	00814	5305-013-1904	00986
3930-806-0007	00785	5305-013-2705	00063
3930-830-9817	00507	5305-013-2719	00989
3930-888-9079	00617	5305-013-2768	00950
3930-888-9095	00846	5305-013-2900	00121
3930-937-3729	00747	5305-013-3645	00946
3930-960-9326	00654	5305-018-1561	00568
4310-431-1643	00010	5305-022-6454	00599
4320-215-1422	00610	5305-045-1988	00416

**SECTION IV. INDEX-FEDERAL STOCK NUMBER AND REFERENCE NUMBER
CROSS-REFERENCE TO INDEX NUMBER (Continued)**

<u>STOCK NUMBER</u>	<u>INDEX NUMBER</u>	<u>STOCK NUMBER</u>	<u>INDEX NUMBER</u>
5305-050-1076	00179	5306-225-8496	00496
5305-068-0504	00984	5306-225-8497	00497
5305-069-5573	00315	5306-298-1414	00307
5305-069-5577	00180	5306-316-4809	00252
5305-226-7768	00449	5306-359-1395	00423
5305-253-4796	00770	5306-558-8222	00671
5305-267-8972	00565	5306-637-4914	00433
5305-267-8972	00567	5306-709-2123	00160
5305-267-8977	00887	5306-715-7777	00015
5305-269-2798	00649	5306-833-9088	00807
5305-269-2801	00765	5306-960-9314	00678
5305-269-2801	00865	5307-072-6701	00186
5305-269-2803	00058	5310-012-0214	00602
5305-269-2803	00650	5310-012-0214	00603
5305-269-2805	00334	5310-012-0214	00702
5305-269-2805	00620	5310-012-0367	00860
5305-269-2805	00764	5310-012-0367	00886
5305-269-2805	00766	5310-012-0376	00444
5305-269-2807	00059	5310-012-0376	00595
5305-269-2893	00109	5310-012-0377	00366
5305-269-3208	00149	5310-012-0380	00343
5305-269-3209	00152	5310-012-0380	00417
5305-269-3211	00864	5310-012-0380	00579
5305-269-3214	00537	5310-012-0380	00580
5305-269-3229	00569	5310-012-0380	00582
5305-274-2566	00571	5310-012-0380	00583
5305-276-7951	00064	5310-012-0380	00872
5305-281-5890	00425	5310-012-0380	00888
5305-282-3836	00988	5310-012-0380	01015
5305-282-3836	00990	5310-012-0381	00383
5305-282-9488	00881	5310-012-0383	00181
5305-285-5170	00382	5310-012-0383	00308
5305-285-5170	00427	5310-012-0384	00460
5305-291-6800	00285	5310-012-0614	00548
5305-297-0640	00129	5310-012-0614	00904
5305-298-3183	00242	5310-012-0614	00905
5305-359-4381	00621	5310-012-0622	01018
5305-543-2619	00991	5310-012-0622	01019
5305-559-9202	00341	5310-012-1574	00244
5305-573-5628	00566	5310-012-1574	00578
5305-576-7116	00570	5310-012-1574	00584
5305-619-1167	00062	5310-012-1574	00781
5305-622-9485	00945	5310-012-1752	01010
5305-628-4149	00227	5310-012-1841	01029
5305-710-4194	00448	5310-012-1841	01030
5305-724-5884	00130	5310-012-4944	00555
5305-725-4098	00564	5310-013-1044	01014
5305-725-4109	00767	5310-013-1046	00581
5305-725-4187	00700	5310-013-4530	00043
5305-761-4227	00563	5310-013-4530	00974
5305-954-2728	01027	5310-013-4530	00975
5305-954-2728	01028	5310-013-8473	00071
5305-964-7529	00430	5310-013-8473	00073
5305-983-8082	00572	5310-013-8473	01011
5306-072-6207	00199	5310-013-8526	01012
5306-072-6714	00843	5310-013-8526	01013
5306-072-6717	00198	5310-013-8526	01016
5306-072-6722	00159	5310-013-8530	00074
5306-072-6724	00172	5310-013-8530	00075
5306-072-9450	00396	5310-013-8538	00461

**SECTION IV. INDEX-FEDERAL STOCK NUMBER AND REFERENCE NUMBER
CROSS-REFERENCE TO INDEX NUMBER (Continued)**

<u>STOCK NUMBER</u>	<u>INDEX NUMBER</u>	<u>STOCK NUMBER</u>	<u>INDEX NUMBER</u>
5310-013-8538	00513	5310-543-5653	00330
5310-013-8589	01035	5310-543-5973	00266
5310-013-8593	00072	5310-543-5973	00270
5310-013-8617	00778	5310-543-5973	00754
5310-014-7579	00870	5310-579-3603	00243
5310-017-8364	00961	5310-582-8716	00956
5310-017-9162	00882	5310-582-8716	00957
5310-043-2226	00431	5310-582-8716	00958
5310-045-1001	00835	5310-582-8716	00959
5310-050-3377	00596	5310-582-8716	00960
5310-073-2153	00476	5310-584-5007	00038
5310-073-2153	00484	5310-584-5007	00039
5310-073-2161	00464	5310-584-5007	00253
5310-073-2161	00475	5310-584-5272	00285A
5310-073-2161	00483	5310-584-5272	00577
5310-073-2165	00409	5310-584-5272	00701
5310-194-0607	01008	5310-595-9867	00336
5310-209-1761	00069	5310-596-9442	00200
5310-220-6738	00438	5310-616-1279	01034
5310-247-4196	00068	5310-655-9371	00040
5310-255-6408	00557	5310-655-9371	00250
5310-286-2901	00259	5310-655-9371	00284
5310-286-2901	00274	5310-655-9371	00443
5310-297-3250	00079	5310-655-9371	00695
5310-298-6465	00512	5310-656-0227	00249
5310-358-3793	00264	5310-680-5384	00094
5310-359-1665	00472	5310-680-5384	00301
5310-359-1665	00479	5310-711-2297	00233
5310-359-1665	00487	5310-720-8536	00374
5310-383-4677	00164	5310-720-8536	00420
5310-383-4677	00389	5310-732-0558	00536
5310-384-8810	00463	5310-732-0558	00646
5310-391-3586	00393	5310-736-9979	00439
5310-512-2082	00166	5310-741-1636	00030
5310-527-3288	00124	5310-754-2006	00556
5310-527-3288	00549	5310-763-8905	00554
5310-527-3288	00962	5310-768-0251	00445
5310-527-3288	00963	5310-809-8533	00133
5310-543-2705	00076	5310-833-3340	00089
5310-543-2705	00090	5310-833-3340	00668
5310-543-2705	00111	5310-833-3340	00777
5310-543-2705	00153	5310-843-0588	00150
5310-543-2705	00187	5310-843-0647	00173
5310-543-2705	00337	5310-843-0647	00316
5310-543-2705	00367	5310-857-5560	01032
5310-543-2705	00428	5310-882-8253	00251
5310-543-2705	00434	5310-905-4600	00594
5310-543-2705	00538	5310-957-0789	00240
5310-543-2705	00625	5310-957-7121	00228
5310-543-2705	00627	5310-960-9327	00657
5310-543-2705	00658	5315-012-0123	00241
5310-543-2705	00779	5315-013-7185	00488
5310-543-2705	00780	5315-013-7214	00165
5310-543-2705	00871	5315-013-7214	00281
5310-543-2705	00873	5315-043-1782	00696
5310-543-5653	00041	5315-052-0147	00698
5310-543-5653	00042	5315-059-0119	00618
5310-543-5653	00088	5315-059-0184	00542
5310-543-5653	00108	5315-072-6703	00178
5310-543-5653	00185	5315-073-2156	00220

**SECTION IV. INDEX-FEDERAL STOCK NUMBER AND REFERENCE NUMBER
CROSS-REFERENCE TO INDEX NUMBER (Continued)**

<u>STOCK NUMBER</u>	<u>INDEX NUMBER</u>	<u>STOCK NUMBER</u>	<u>INDEX NUMBER</u>
5315-073-2157	00221	5340-164-3898	00901
5315-252-5986	00051	5340-282-0060	00333
5315-298-1480	00390	5340-285-1360	00265
5315-298-1499	00466	5340-321-6445	00335
5315-375-0735	00224	5340-349-0919	00286
5315-616-5523	00609	5340-349-0919	00293
5315-674-9484	00756	5340-349-0919	00573
5315-677-8458	00510	5340-353-2994	00332
5315-815-8840	00268	5340-359-1938	00459
5315-815-8840	00280	5340-359-2853	00269
5315-815-8840	00296	5340-359-4042	00619
5315-816-1794	00052	5340-359-4314	00739
5315-816-1794	00095	5340-359-4359	00624
5315-816-1794	00258	5340-551-6123	00102
5315-816-1794	00263	5340-674-9483	00773A
5315-816-1794	00375	5355-518-0921	00006
5315-839-5822	00473	5355-668-7897	00091
5315-839-5822	00480	5355-765-5688	00663
5315-842-3044	00267	5355-765-5688	00973
5315-842-3044	00279	5905-072-6678	00929
5315-842-3044	00295	5905-072-6678	01022
5315-842-3044	00666	5905-072-6686	01023
5315-966-4924	00667	5905-789-7645	00098
5315-983-5334	00626	5905-789-7645	01026
5320-978-4709	00257	5905-978-4711	00096
5330-054-6888	00728	5905-978-4711	01020
5330-064-7777	00784	5905-978-4720	00097
5330-064-7777	00797	5905-978-4720	01025
5330-064-7777	00799	5910-072-6675	00908
5330-064-7777	00801	5910-072-6676	00910
5330-064-7777	00803	5920-072-6679	00923
5330-072-6661	00849	5920-072-6679	00965
5330-194-3720	00446	5920-548-3125	00924
5330-194-3720	00679	5920-548-3125	00966
5330-226-1962	00838	5920-671-4569	00967
5330-231-4107	00192	5930-064-7749	00005
5330-231-4107	00611	5930-072-6668	00976
5330-286-6862	00450	5930-072-6689	01004
5330-291-6658	00338	5930-072-6691	01005
5330-292-1631	00688	5930-072-9455	00104
5330-298-0654	00391	5930-072-9464	01002
5330-582-2855	00532	5930-274-1280	00007
533c-584-0263	00415	5930-358-7844	01006
5330-602-9430	00859	5930-672-2661	00942
5330-674-6843	00608	5930-672-2661	01007
5330-714-5265	00792	5930-789-4892	00994
5330-733-2992	00168	5930-789-4899	01000
5330-737-2312	00345	5930-886-9998	00292
5330-876-2782	00201	5930-886-9998	01003
5330-876-9494	00169	5930-887-0000	00372
5330-960-9332	00629	5930-887-0000	00993
5340-054-1406	00225	5935-072-6692	00021
5340-072-0343	00761	5935-072-6693	00022
5340-072-0343	00762	5945-072-6677	00928
5340-072-6729	00167	5945-072-6677	01033
5340-072-6734	00320	5961-072-6673	00933
5340-072-6737	00319	5961-072-6673	01038
5340-072-9465	00226	5977-072-6658	00847
5340-164-3063	00547	5977-733-5539	00861
5340-164-3549	00342	5977-733-9715	00855

**SECTION IV. INDEX-FEDERAL STOCK NUMBER AND REFERENCE NUMBER
CROSS-REFERENCE TO INDEX NUMBER (Continued)**

<u>STOCK NUMBER</u>	<u>INDEX NUMBER</u>	<u>STOCK NUMBER</u>	<u>INDEX NUMBER</u>
5977-876-2806	00856	6110-525-2521	00938
6105-072-6660	00848	6110-525-2521	00939
6105-072-6662	00191	6115-447-2016	00504
6105-072-6662	00842	6130-072-6674	00927
6105-072-6663	00880	6130-072-6674	01037
6105-072-6664	00850	6220-937-3735	00086
6105-072-8270	00844	6240-155-8720	00093
6105-789-4884	00853	6240-196-4519	00092
6110-072-6669	00919	6240-635-4406	00087
6110-072-6669	00921	6645-072-6696	00004
6110-072-6670	00920	6680-072-6697	00003
6110-072-6671	00922	9320-371-6078	00025
6110-072-6682	00915	9320-371-6078	00045
6110-272-6683	00917	9930-789-7641	00745
6110-525-2521	00937		

<u>REFERENCE NO.</u>	<u>MFG CODE</u>	<u>INDEX NO.</u>	<u>REFERENCE NO.</u>	<u>MFG CODE</u>	<u>INDEX NO.</u>
AF07115	12603	00376	FC3474	63477	00324
AN6230-30	88044	00728	FC3613	63477	00044
AN6230B10	88044	00446	FC5381	63477	00356
AN6230B10	88044	00679	FC5394	63477	00350
A14517-36-3-4-70	92852	00717	FC5994	63477	00357
A31009-036-51	81487	00998	FC6019	63477	00338
A515X23	74813	00735	FC602	63477	00031
A5431	95953	00741	FC603	63477	00069
BA3ST	91929	00372	FC673	63477	00891
BA3ST	91929	00993	FC927	63477	00025
BZ2RW822156T	91929	01000	FC927	63477	00045
B1210X	60380	00363	FC928	63477	00030
B1816X	12603	00215	FC932	63477	00029
B1816X	60380	00216	FC939	63477	00333
B2020X	60380	00238	FC943	63477	00048
B2202X	60380	00405	FD22902	63477	00339
CLASS8963EQ2119	81487	00995	FD344	63477	00046
FC10310	63477	00340	FE1476	63477	00327
FC11744	63477	00335	FE681	63477	00024
FC1205	63477	00026	F929	63477	00047
FC12103	63477	00329	GC4800	70763	00509
FC13090	63477	00358	GC4850	70763	00510
FC14422	63477	00354	GZ2RDT	91929	00994
FC14425	63477	00049	MS15570-63	96906	00093
FC2037	63477	00028	MS28775-113	96906	00532
FC2108	63477	00352	MS28775-218	96906	00415
FC2678	63477	00325	MS35691-705	96906	00228
FC2697	63477	00057	MS35842-12	96906	00824
FC2923	63477	00353	M1981	74400	00004
FC2926	63477	00336	PA7105	70763	00504
FC2927	63477	00355	PA7116	70763	00512
FC2928	63477	00331	PA8542	70763	00495
FC2930	63477	00328	PA9393	70763	00507
FC2930	63477	00351	R6	38443	00009
FC2931	63477	00332	T113	60038	00217
FC3024	63477	00342	V200-5-6C12S82	62983	00615
FC3163	63477	00896	OT10	71424	00924

**SECTION IV. INDEX-FEDERAL STOCK NUMBER AND REFERENCE NUMBER
CROSS-REFERENCE TO INDEX NUMBER (Continued)**

<u>REFERENCE NO.</u>	<u>MFG CODE</u>	<u>INDEX NO.</u>	<u>REFERENCE NO.</u>	<u>MFG CODE</u>	<u>INDEX NO.</u>
0T10	71424	00966	107806	12603	00317
10G616J	12603	00768	108780	12603	00147
10G620	12603	00866	108792	12603	00220
10J20	12603	00640	108793	12603	00221
10J28	12603	00833	108829	12603	00163
100194	12603	00229	109157	12603	00158
100202	12603	00226	109160	12603	00394
100265	12603	00273	109769	12603	00159
100575	12603	00164	1098	92852	00745
100575	12603	00389	109823	12603	00214
100588	12603	00233	109829	12603	00223
100857	12603	00472	109830	12603	00222
101158	12603	00166	109975	62983	00619
101364	12603	00393	11E19	12603	00232
101956	12603	00230	11G410J	12603	00985
103046	12603	00477	11K6	12603	00795
103293	12603	00874	110033	12603	00310
103405	12603	00478	110102	12603	00234
103405	12603	00486	110104	12603	00397
103406	12603	00470	110222	12603	00169
103406	12603	00485	110381	12603	00175
103890	12603	00224	111563	12603	00471
103951	12603	00235	111563	12603	00478A
103951	12603	00491	111563	12603	00486A
104595	12603	00151	111574	12603	00237
104595	12603	00381	12F11	12603	00503
104942	12603	00183	12K7	12603	00793
106516J	12603	00288	1208	92852	00738
106546	12603	00172	122626	62983	00622
106547	12603	00173	127B383G1	24446	00878
107171	12603	00231	12737	92852	00723
107171	12603	00482	1300635	12603	00655
107172	12603	00489	1300641	12603	00661
107198	12603	00168	130971	12603	00236
107218	12603	00170	131420	62983	00623
107219	12603	00171	13801	92852	00743
107224	12603	00156	15K6	12603	00791
107237	12603	00386	15K7	12603	00783
107311	12603	00314	1501880	70040	00003
107312	12603	00299	15073	92852	00727
107313	12603	00303	15079-36-3-4-70	92852	00737
107315	12603	00305	15082-36-3-4-70	92852	00740
107317	12603	00309	15086-36-3-4	92852	00736
107323	12603	00320	15091-36-3-4	92852	00721
107324	12603	00306	15123	60038	00385
107325	12603	00312	15245	60038	00388
107327	12603	00313	1525-10-48	10624	00525
107328	12603	00319	1525-10-48	00624	01041
107330	12603	00311	154128	62983	00519
107334	12603	00300	154128	62983	00805
107403	12603	00304	1586	92852	00739
107418	12603	00476	15969-6TS	92852	00731
107418	12603	00484	15985	92852	00726
107419	12603	00464	15986	92852	00725
107419	12603	00475	15987	92852	00719
107419	12603	00483	15988	92852	00718
107467	12603	00157	15990	92852	00744
107783	12603	00318	15998	92852	00733
107801	12603	00326	15999	92852	00722
107802	12603	00323	16F06	12603	00648

**SECTION IV. INDEX-FEDERAL STOCK NUMBER AND REFERENCE NUMBER
CROSS-REFERENCE TO INDEX NUMBER (Continued)**

<u>REFERENCE NO.</u>	<u>MFG CODE</u>	<u>INDEX NO.</u>	<u>REFERENCE NO.</u>	<u>MFG CODE</u>	<u>INDEX NO.</u>
16G406	12603	00769	25K40308	12603	00192
16H16	12603	00789	25K40308	12603	00611
16SA205	5987 5	00468	254291	52788	00438
160P6	59875	00465	26G816	12603	00943
161L200BAG2	24446	00856	264772	52788	00439
161L201AFG4	24446	00857	266674	52788	00436
1610551	12603	00826	266678	52788	00419
1610552	12603	00830	267098	52788	00435
1610553	12603	00825	267387	52788	00426
1610554	12603	00829	26822	60038	00387
1610555	12603	00828	268298	52788	00429
1610556	12603	00827	26882	60038	00384
1610649	12603	00561	2720	60038	00162
1611071	12603	00972	2793	60038	00155
1611578	12603	00970	3H918	12603	00257
1613417	12603	00098	303512	12603	00032
1613417	12603	01026	303945	12603	01001
1613477	12603	00101	304914	12603	00971
1613483	12603	00142	316416	12603	00412
1613522	12603	00699	317075	12603	00018
1613599	12603	00107	317076	12603	00033
17K5	12603	00518	317845	12603	00498
17K5	12603	00804	318034	12603	00141
17K7	12603	00796	318035	12603	00137
18G1006	12603	01021	318036	12603	00138
18G1006J	12603	00119	3215-6-4-2	00753	00894
18K5	12603	00520	321761	12603	00910
18K7	12603	00800	324257	12603	00143
1810103	12603	00847	328284	12603	00131
1822L4-5-12V	82647	00880	328285	12603	00127
2C420J	12603	00841	328287	12603	00126
2J6208	12603	00265	328289	12603	00132
200024	12603	00190	328614	12603	00660
200027	12603	00202	328676	12603	00591
200028	12603	00203	329676	12603	00239
205340	12603	00178	329762	12603	00907
205890	12603	00208	331773	12603	00139
205891	12603	00209	332299	12603	00271
206PP	21335	00852	332301	12603	00289
206391	12603	00843	334150	12603	00885
207647	12603	00186	334151	12603	00884
208W	21335	00148	334432	12603	00278
209158	12603	00201	335C212	80201	00391
216868	12603	00188	335548	12603	00462
216870	12603	00211	335549	12603	00474
219199	24617	00195	337413	12603	00639
22F4G	21603	00786	337442	12603	00969
220564	12603	00184	338984	12603	00775
221966	12603	00207	340461	12603	00757
221967	12603	00206	342C121AAG1	24446	00876
221968	12603	00205	342224	12603	00758
221969	12603	00204	342270	12603	00711
223388	62983	00652	342626	12603	00704
223785	12603	00177	342951	12603	00755
224869	12603	00189	342953	12603	00708
224870	12603	00210	342956	12603	00748
232799	62983	00656	342957	12603	00712
233088	62983	00657	342957	12603	00763
2357C3G6	81487	00996	3436-1-1-4	98942	00689
246632	62983	00654	343740	12603	00776

**SECTION IV. INDEX-FEDERAL STOCK NUMBER AND REFERENCE NUMBER
CROSS-REFERENCE TO INDEX NUMBER (Continued)**

<u>REFERENCE NO.</u>	<u>MFG CODE</u>	<u>INDEX NO.</u>	<u>REFERENCE NO.</u>	<u>MFG CODE</u>	<u>INDEX NO.</u>
343842	12603	00710	619027	12603	00286
343983	12603	00773	619031	12603	00264
344652	12603	00709	619033	12603	00259
3488	92852	00720	619033	12603	00274
3489-4TS	92852	00729	620238	12603	00360
36B546451G1	24446	00877	624280	12603	00694
370185	12603	01023	624488	12603	00283
371883	06848	00055	624597	12603	00007
3720	60038	00161	625A851ADP1	24446	00854
3781	60038	00154	625383	12603	00967
390478	12603	00294	635451	12603	00544
390512	12603	00992	637793	12603	00252
390574	12603	00997	641863	12603	00753
390576	12603	00844	641929	12603	00291
391415	12603	00276	644887	12603	00116
392008	12603	00275	644890	12603	00053
392172	12603	00922	648521	12603	00377
393266	12603	00742	652963	12603	00082
399335	12603	00575	653785	12603	00663
42G1096J	12603	00868	653785	12603	00973
43G430J	12603	00867	654618	12603	00751
431	73680	00688	654841	12603	00698
4487C6X1	81487	00999	655480	12603	00254
453896	52788	00414	655482	12603	00256
4803	91929	00292	655483	12603	00255
4803	91929	01002	655504	12603	00096
4803	91929	01003	655504	12603	01020
49359	79150	00450	655677	12603	00261
5BT1326A46	24446	00850	655678	12603	00248
50053	13445	00005	656401	12603	00010
507693	12603	00759	656640	12603	00822
507695	12603	00684	656993	12603	00772
53717DA	31007	00091	657652	12603	00524
5662829	52788	00418	659065	12603	00760
5663818	52788	00421	659764	12603	00167
5664406	52788	00459	659764	12603	00761
5681216	52788	00455	659764	12603	00762
5682242	52788	00445	659891	12603	00814
5685068	52788	00432	660160	12603	00813
5688930	52788	00539	660408	12603	00819
5688969	52788	00540	661930	12603	00672
5852918AAP1	24446	00859	661931	12603	00697
590119	00000	00618	662458	12603	00515
6H12	12603	00788	662655	12603	00715
6H16G	12603	00787	662655	12603	00771
604405	12603	00467	663957	12603	00015
604407	12603	00463	663970	12603	00589
605142	52788	00453	664131	12603	00302
609942	12603	00371	664131	12603	00370
610923	12603	00070	664134	12603	00851
611277	12603	00423	664380	12603	00601
613475	12603	00269	664427	12603	00490
613750	12603	00346	664832	24617	00818
615374	12603	00345	664874	12603	00399
616659	12603	00752	664882	12603	00113
617961	12603	00551	664883	12603	00118
618362	12603	00013	664901	12603	00373
618362	12603	00262	665209	12603	00608
619025	12603	00378	665211	12603	00424

**SECTION IV. INDEX-FEDERAL STOCK NUMBER AND REFERENCE NUMBER
CROSS-REFERENCE: TO INDEX NUMBER (Continued)**

<u>REFERENCE NO.</u>	<u>MFG CODE</u>	<u>INDEX NO.</u>	<u>REFERENCE NO.</u>	<u>MFG CODE</u>	<u>INDEX NO.</u>
665755	12603	00706	733291	12603	00832
666339	12603	00716	733292	12603	00834
666354	12603	00713	733293	12603	00837
666355	12603	00714	733295	12603	00811
666853	12603	00521	734635	12603	00705
666991	12603	00365	736525	12603	00812
667796	12603	00400	738533	12603	00197
669614	12603	00293	738534	12603	00196
669941	12603	00897	738537	12603	00287
672145	12603	00019	738543	12603	00369
672257	12603	00815	738544	12603	00368
672258	12603	00523	738549	12603	00808
672258	12603	00816	738551	12603	00576
672404	12603	00012	740342	12603	01005
672942	12603	00522	741556	12603	00396
674905	12603	00784	743607	12603	00198
674905	12603	00785	744849	12603	00665
675760	12603	00553	745014	12603	00651
677565	12603	00574	746082	12603	00392
677738	12603	00083	746321	12603	00494
677739	12603	00100	746899	12603	00364
677741	12603	00099	746932	12603	00086
687853	12603	00016	746964	12603	00054
690099	12603	00533	748662	12603	00821
7J3106	12603	00272	751631	12603	00408
703133	00000	00182	751683	12603	00550
704518	12603	00193	752044	12603	00747
705	79470	00892	755395	12603	00676
71F3	12603	00790	755425	12603	00683
710779	12603	00562	755743	12603	00199
711418	12603	00410	756446	12603	00750
712043	12603	00014	756447	12603	00756
712093	12603	01009	756991	12603	00773A
713008	12603	00060	757657	12603	00077
7185-4TS	92852	00730	757759	12603	00678
725141	12603	00606	757760	12603	00674
728966	12603	00114	757762	12603	00690
728967	12603	00115	757763	12603	00681
728968	12603	00120	757764	12603	00682
730143	12603	00441	759058	12603	00348
731697	12603	00749	759097	12603	00349
731713	12603	00078	761416	12603	00869
732562	12603	00687	761422	12603	00359
732654	12603	00290	761429	12603	00347
732655	12603	00282	761447	12603	00011
732683	12603	00559	761453	12603	00035
732695	12603	00260	761455	12603	00056
732731	12603	00587	761463	12603	00017
732732	12603	00586	762166	12603	00707
732733	12603	00588	762668	12603	00677
732736	12603	00597	762671	12603	00675
732736	12603	00662	763451	12603	00670
732828	12603	00297	763755	12603	00362
732848	12603	00022	763818	12603	00798
732952	12603	00664	765821	12603	00952
733237	12603	00593	765830	12603	00900
733240	12603	00590	765837	12603	00395
733288	12603	00806	765838	12603	00893
733289	12603	00810	765841	12603	00021
733290	12603	00809	766526	12603	00558

**SECTION IV. INDEX-FEDERAL STOCK NUMBER AND REFERENCE NUMBER
CROSS-REFERENCE TO INDEX NUMBER (Continued)**

<u>REFERENCE NO.</u>	<u>MFG CODE</u>	<u>INDEX NO.</u>	<u>REFERENCE NO.</u>	<u>MFG CODE</u>	<u>INDEX NO.</u>
766543	12603	00469	8157	13445	00006
766545	12603	00481	84F6	12603	00517
768025	12603	00692	850294	12603	00616
774241	12603	00691	85G466	12603	00942
776150	12603	00802	850466	12603	01007
776925	12603	00838	852442	12603	00845
777620	12603	00067	855513	12603	00624
777622	12603	00020	855525	12603	00617
777624	12603	00023	857408	80659	00547
779912	12603	00403	858310	12603	00027
782969	12603	00085	858484	12603	00955
783938	12603	00128	859484	12603	00411
784237	12603	00080	861330	12603	00846
784662	12603	00527	861369	12603	00912
785860	12603	00036	861432	12603	00913
787192	12603	00117	861738	12603	00413
787193	12603	00122	862147	12603	00686
787200	12603	00492	862731	12603	00614
787248	12603	00112	863722	12603	00092
788954	12603	00680	86717	12603	00501
789401	12603	00774	867179	12603	00505
790684	12603	00066	867181	12603	00502
791837	12603	00836	867182	12603	00506
793876	12603	00673	8681	12603	00935
793973	12603	00136	868160	12603	00934
794237	12603	00552	868160	12603	00936
794257	12603	00084	868195	12603	00954
794258	12603	00560	871035	12603	00422
794264	12603	00104	871037	12603	00451
794272	12603	00050	871038	12603	00454
794274	12603	00037	871593	12603	00500
794293	12603	00034	871651	12603	00930
795326	12603	00140	871651	12603	00931
795326	12603	00144	871651	12603	00932
796161	12603	00607	871757	12603	00322
796164	12603	00543	874025	12603	00937
796165	12603	00541	874025	12603	00938
796171	12603	00853	874025	12603	00939
796313	12603	00953	877966	12603	00106
797480	12603	00902	878960	12603	00511
797481	12603	00903	878961	12603	00499
797483	12603	00890	878962	12603	00508
797646	12603	00823	879202	12603	00914
797671	12603	01004	879202	12603	00916
798392	12603	00530	879205	12603	00918
798393	12603	00531	879367	12603	00858
798402	12603	00528	879490	12603	00855
798403	12603	00529	879896	12603	01024
798439	12603	00535	881286	12603	00685
798440	12603	00135	881558	12603	00174
798834	12603	00951	881612	12603	00861
798853	12603	00097	881612	12603	00862
798853	12603	01025	881612	12603	00863
798854	12603	00404	881882	12603	00123
799136	12603	00817	882506	12603	00442
799136	12603	00898	882507	12603	00437
799269	12603	00245	882907	12603	00277
80G414	12603	00642	883819	12603	00087
815406	12603	00191	884539	12603	00456
815406	12603	00842	884540	12603	00457

**SECTION IV. INDEX-FEDERAL STOCK NUMBER AND REFERENCE NUMBER
CROSS-REFERENCE TO INDEX NUMBER (Continued)**

<u>REFERENCE NO.</u>	<u>MFG CODE</u>	<u>INDEX NO.</u>	<u>REFERENCE NO.</u>	<u>MFG CODE</u>	<u>INDEX NO.</u>
884541	12603	00458	889312	12603	00977
884542	12603	00452	889312	12603	00978
884543	12603	00440	889312	12603	00979
886062	12603	00928	889312	12603	00980
886062	12603	01033	889312	12603	00981
886063	12603	00927	889312	12603	00982
886063	12603	01037	889312	12603	00983
886064	12603	00941	889348	12603	00724
886071	12603	00908	889357	12603	00734
886073	12603	00909	889662	12603	00919
886077	12603	00929	889662	12603	00921
886077	12603	01022	889663	12603	00920
886770	12603	00911	89F5	12603	00889
888070	12603	00647	91F5	12603	00906
888075	12603	00644	91F6	12603	00792
888106	12603	00641	91F7	12603	00797
888107	12603	00645	91F7	12603	00799
888140	12603	00653	91F7	12603	00801
888809	12603	00926	91F7	12603	00803
888813	12603	00933	912064	62983	00610
888813	12603	01038	922761	62983	00629
888814	12603	00923	927AT	12603	01044
888814	12603	00965	928AT	12603	01045
888821	12603	00915	92852	15450	00732
888846	12603	00925	9410282	24617	00794
888854	12603	00940	9411169	24617	00895
888856	12603	00917	97F6	12603	00516
888945	12603	00848			
888986	12603	00849			
889312	12603	00976			

By Order of the Secretary of the Army:

Official:

KENNETH G. WICKHAM,
*Major General, United States Army,
The Adjutant General.*

W. C. WESTMORELAND,
*General, United States Army,
Chief of Staff*

Distribution:

To be distributed in accordance with DA Form 1225, Section I, (qty rqr block 191) direct and general support maintenance requirements for Truck, Fork Lift, Electrical.

☆ U.S. GOVERNMENT PRINTING OFFICE : 1983 0 - 381-302 (1608)

TM 3930-252-35P TRUCK, LIFT, FORK, ELECTRIC, SOLID RUBBER TIRES, 4,000 LBS CAPACITY-1968

PIN: 028490-000

This fine document...

Was brought to you by me:



[Liberated Manuals -- free army and government manuals](#)

Why do I do it? I am tired of sleazy CD-ROM sellers, who take publicly available information, slap “watermarks” and other junk on it, and sell it. Those masters of search engine manipulation make sure that their sites that sell free information, come up first in search engines. They did not create it... They did not even scan it... Why should they get your money? Why are not letting you give those free manuals to your friends?

I am setting this document FREE. This document was made by the US Government and is NOT protected by Copyright. Feel free to share, republish, sell and so on.

I am not asking you for donations, fees or handouts. If you can, please provide a link to liberatedmanuals.com, so that free manuals come up first in search engines:

<A HREF=<http://www.liberatedmanuals.com/>>Free Military and Government Manuals

- Sincerely
Igor Chudov
<http://igor.chudov.com/>
- [Chicago Machinery Movers](#)