

LUBRICATION ORDER

LO 10 3930 632 12

10 JAN 84

(Supersedes LO 10-3930-632-12, 25 FEBRUARY 1982)

**TRUCK, LIFT, FORK; GASOLINE ENGINE DRIVEN, SOLID RUBBER TIRED, 127-INCH LIFT;
2, 000 LB CAPACITY (CLARK EQUIPMENT MODEL 2329397, ARMY MODEL MHE-229) (NSN
3930-00-315-9699)**

Reference :TM 10-3930-632-12 and FEDERAL SUPPLY CATALOG C9100-IL.

Hard time intervals and the related man- hour times are based on normal operation. The man-hour time specified is the time you need to do all the services prescribed for a particular interval.

Change the hard time interval if your lubricants are contaminated or if you are operating the equipment under adverse operating conditions, including longer-than-usual operating hours. The hard time interval may be extended during periods of low activity. If extended, adequate preservation precautions must be taken.

WARNING

Dry cleaning fluid is flammable. Do not use near a flame or excessive heat. Use only with adequate ventilation. Avoid prolonged breathing of vapors and minimize skin contact.

Clean parts or fittings with dry cleaning solvent (SD), Type II or equivalent. Dry before lubricating. Dotted arrow shafts indicate lubrication on both sides of equipment. A dotted circle indicates a drain below. Relubricate all items found contaminated after fording or washing.

The lowest level of maintenance authorized to lubricate a point is indicated by one of the following symbols as appropriate:

Operator/Crew (C); and Organizational Maintenance (O). Reporting errors and recommending Improvements. You can help improve this manual. If you find any mistakes, or if you know of a way to improve the procedures, please let us know. Mail your letter or DA Form 2028 (Recommended Changes to Publications and Blank Forms) direct to:

Commander, US Army Tank-Automotive Command, ATTN: DRSTA-MB, Warren, MI 48090. A reply will be furnished to you

*The time specified is the time requires to perform all services at the particular interval.

*TOTAL MAN-HOURS*TOTAL MAN-HOURS INTERVALMAN-HOURSINTERVALMAN-HOURS 100.15002.1 500.11000
3.5 2501.7 TA 219940 LO 10-3930-632-12*CARD 1 OF 5

TA219940

LUBRICANT · INTERVAL

INTERVAL ·LUBRICANT

Uprights (Clean (0) and coat surfaces) **GAA 250**

Transmission, Torque Converter and Differential Level Gage and Fill Cap (C) (Check level) (See Key) (See Note 7) **ATF 10**

Transmission and Differential Drain Plugs (0) (Drain and refill) (See Key) (See Note 7) **1000**

Transmission Oil Filter (0) (Change filter) (See Note 8) **1000**

Spindle Pins (0) (2 fittings) **GAA 250**

Tie Rod Ends (0) **GAA 250**

Crankcase Drain Plug (0) (Drain and refill) (See Note 4) **250**

250 GAA Tilt Cylinder Pins (0)

1000 Hydraulic Reservoir Drain Plug (0) (Drain and refill) (See Note 9)

500 OE/ HDO Hydraulic Reservoir Fill, Breather Cap, and Level Check (C) (Check level) (See Note 9)

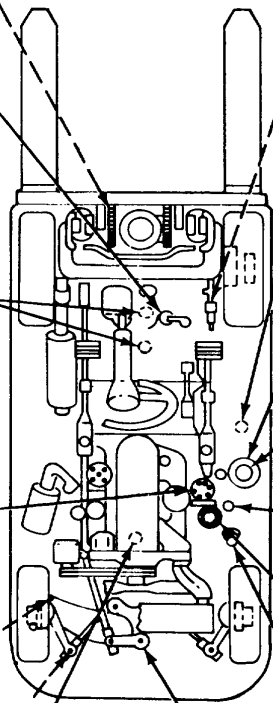
1000 Hydraulic System Oil Filter (0) (See Note 9)

10 Crankcase Oil Level Gage (C) (Check level) (See Note 3)

250 Engine Oil Filter (0) (Change cartridge) (See Note 5)

50 OE/ HDO Crankcase Breather and Crankcase Fill Cap (0) (See Key and Note 6)

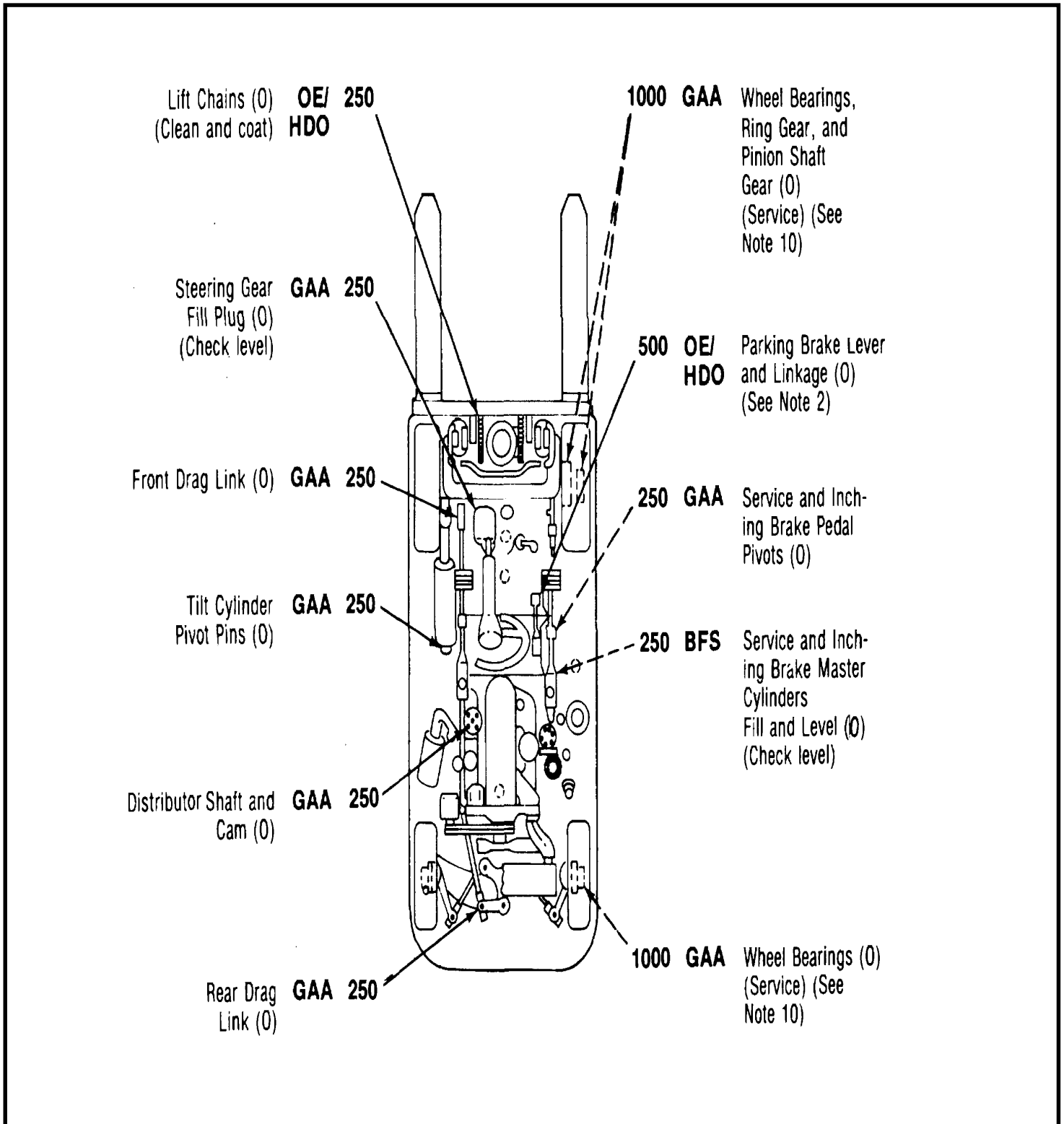
250 GAA Bellcrank Bearing (0)



TA219942

LUBRICANT*INTERVAL

INTERVAL* LUBRICANT



| LUBRICANTS | CAPACITY | EXPECTED TEMPERATURES | | | INTERVALS |
|--|---------------------|------------------------------|-----------------------------------|-----------------------------------|---|
| | | Above + 15°F (Above -9°C) | + 40° to -15°F (+ 4° to -26°C) | + 40° to -65°F (+ 4° to -54°C) | |
| OE/ HDO - Lubricating Oil, Internal Combustion Engine, Tactical Service OEA - Lubricating Oil, Internal Combustion, Arctic - Engine Crankcase - Oil Can Points (See Note 2) | 4 qts. (3.8 L) | OE/HDO 30 | OE/HDO 10 | OEA (See Note 1) | Intervals given are in hours of normal operation. |
| - Hydraulic Tank | 18 qts. (17 L) | | | | |
| ATF - Automatic Transmission Fluid Type A Suffix A - Transmission and Differential | 16 qts. (15.1 L) | ALL TEMPERATURES | | | |
| BFS - Brake Fluid, Silicone, Automotive, - Master Cylinder | 1 pt. (0.5 L) | ALL TEMPERATURES | | | |
| GAA - Grease, Automotive and Artillery | | ALL TEMPERATURES | | | |

For Arctic operation refer to FM 9-207

*SEE NOTE 11 for lubricant specification number

NOTES:

1. FOR OPERATION OF EQUIPMENT IN PROTRACTED COLD TEMPERATURES BELOW -150F (-260C). Remove lubricants prescribed in Key for temperatures above -150F (-260C). Relubricate with lubricants specified in Key for temperatures below -150F (-260C). If OEA lubricant is required to meet the temperature ranges prescrib-

ed in the Key, OEA lubricant is to be used in place of OE/HDO-10 lubricant for all temperature ranges where OE/HDO-10 is specified in the Key.
 2. OIL CAN POINTS. Each 500 hours clean and lightly coat hood hinges, latch, carburetor and accelerator linkage, and parking brake lever and linkage with OE/HDO 10.

TA 219943

NOTES - CONTINUED:

- 3. ENGINE OIL LEVEL HOT OR COLD CHECK. Cold engine, oil level should be at high mark on dipstick. Hot engine, oil level must be between high and low marks on dipstick (allow to set 5 minutes before checking).
- 4. ENGINE. Oil is to be changed each 250 hours. Drain when lubricant is warm.
- 5. ENGINE OIL FILTER. Each 250 hours, remove filter cartridge, clean housing and install new filter cartridge. After installing new filter cartridge, fill crankcase, operate engine for 5 minutes, check housing for leaks, check crankcase oil level and bring to "FULL" mark.
- 6. CRANKCASE BREATHER AND CRANKCASE FILL CAP. Each 50 hours remove cap, and clean breather.
- 7. TRANSMISSION CONVERTER AND DIFFERENTIAL. Check level each 10 hours with engine running at idle speed, oil at operating temperature and transmission in neutral. Maintain oil at "FULL" mark. Change oil each 1000 hours. Fill transmission to "LOW" mark and run engine at idle speed to fill converter and lines. With engine running at idle speed, oil at operating temperature and transmission in neutral, add oil to bring to "FULL" mark. Operate for 5 minutes and check for leaks.
- 8. TRANSMISSION EXTERNAL OIL FILTER. Each 1000 hours, remove filter cartridge, clean housing and install new filter cartridge. With engine running at idle speed, oil at operating temperature and transmission in neutral, add oil to bring to "FULL" mark. Operate for 5 minutes and check for leaks.
- 9. HYDRAULIC RESERVOIR. Each 500 hours check level and bring to "FULL" mark. Each 1000 hours, drain reservoir,

- remove filter element, clean housing, Install new element and refill with OE/HDO. Operate hydraulic system for 5 minutes, check for leaks, check level and bring to "FULL" mark.
- 10. WHEEL BEARINGS. Each 1000 hours, remove wheels, clean and inspect all parts, replace damaged or worn parts, repack bearings, and assemble.
- 11. LUBRICANTS. The following is a list of lubricants with military symbols and applicable specification numbers.

| | |
|---------------|----------------------|
| E/HDO | MIL-L-2104 |
| GAA | MIL-G-10924 |
| OEA | MIL-L-46167 |
| BFS | MIL-B-46176 |
| (SD), Type II | P-D-680 |
| ATF | Type A Suffix A |
| | NSN 9150-00-698-2382 |

Copy of this Lubrication Order will remain with the equipment at all times, instructions contained herein are mandatory.

By order of the Secretary of the Army:

JOHN A. WICKHAM, JR.
General, United States Army
Chief of Staff


OFFICIAL:

ROBERT M. JOYCE
Major General, United States Army
The Adjutant General

DISTRIBUTION:

To be distributed in accordance with DA Form 12-25A, Operator and Organizational maintenance requirements for Forklift Trucks

RECOMMENDED CHANGES TO EQUIPMENT TECHNICAL PUBLICATIONS



SOMETHING WRONG WITH THIS PUBLICATION?

THEN... JOT DOWN THE DOPE ABOUT IT ON THIS FORM, CAREFULLY TEAR IT OUT, FOLD IT AND DROP IT IN THE MAIL!

FROM: (PRINT YOUR UNIT'S COMPLETE ADDRESS)

DATE SENT

PUBLICATION NUMBER

PUBLICATION DATE

PUBLICATION TITLE

| BE EXACT... PIN-POINT WHERE IT IS | | | | IN THIS SPACE TELL WHAT IS WRONG AND WHAT SHOULD BE DONE ABOUT IT: |
|-----------------------------------|------------|------------|-----------|--|
| PAGE NO. | PARA-GRAPH | FIGURE NO. | TABLE NO. | |
| | | | | |

PRINTED NAME, GRADE OR TITLE, AND TELEPHONE NUMBER

SIGN HERE:

TEAR ALONG PERFORATED LINE

DA FORM 1 JUL 79 **2028-2**

PREVIOUS EDITIONS ARE OBSOLETE.

P.S.—IF YOUR OUTFIT WANTS TO KNOW ABOUT YOUR RECOMMENDATION MAKE A CARBON COPY OF THIS AND GIVE IT TO YOUR HEADQUARTERS.

PIN: 011952.000

This fine document...

Was brought to you by me:



[Liberated Manuals -- free army and government manuals](#)

Why do I do it? I am tired of sleazy CD-ROM sellers, who take publicly available information, slap “watermarks” and other junk on it, and sell it. Those masters of search engine manipulation make sure that their sites that sell free information, come up first in search engines. They did not create it... They did not even scan it... Why should they get your money? Why are not letting you give those free manuals to your friends?

I am setting this document FREE. This document was made by the US Government and is NOT protected by Copyright. Feel free to share, republish, sell and so on.

I am not asking you for donations, fees or handouts. If you can, please provide a link to liberatedmanuals.com, so that free manuals come up first in search engines:

<A HREF=<http://www.liberatedmanuals.com/>>Free Military and Government Manuals

- Sincerely
Igor Chudov
<http://igor.chudov.com/>
- [Chicago Machinery Movers](#)