

T M 9 - 4 9 1 0 - 6 0 7 - 1 4 & P

DEPARTMENT
OF THE ARMY TECHNICAL MANUAL

OPERATOR, ORGANIZATIONAL, DIRECT SUPPORT
AND GENERAL SUPPORT MAINTENANCE
MANUAL INCLUDING REPAIR PARTS LIST

FOR

ADAPTER SET, ENGINE, ELECTRIC TEST
(SUN ELECTRIC CORPORATION)
(4910-00-348-7600)

HEADQUARTERS,
DEPARTMENT OF THE ARMY

APRIL 1978

Technical Manual

No. 9-4910-607-14&P

HEADQUARTERS
DEPARTMENT OF THE ARMY
Washington, DC, 12 April 1978

Operator, Organizational, Direct Support and General Support
Maintenance Manual Including Repair Parts List

for

ADAPTER SET, ENGINE ELECTRIC TEST
(NSN 4910-00-348-7600, MODEL WPW-10)

REPORTING OF ERRORS

You can help improve this manual by calling attention to errors and by recommending improvements and by stating your reasons for the recommendations. Your letter or DA Form 2028 (Recommended Changes to Publications and Blank Forms) should be mailed direct to Commander, US Army Armament Materiel Readiness Command, ATTN: DRSAR-MAS, Rock Island, IL 61299. A reply will be furnished direct to you. For your convenience, preaddressed DA Form 2028's are included as final pages of this manual.

| | <u>Paragraphs</u> | <u>Page</u> |
|--------------------------------------------------|-------------------|-------------|
| Introduction - - - - - | 1 | 1 |
| Connection Procedures for Changing circuit - - - | 2 | 1 |
| Ignition Circuit Tests - - - - - | 3 | 2 |
| Care of Adapter Set - - - - - | 4 | 5 |

NOTE

This manual is published for the purpose of identifying an authorized commercial manual for the use of the personnel to whom the adapter set is issued.

Manufactured by: Sun Electric Corporation
Chicago, IL 60631

Procured under Contract No: DAAA09-75-C-6785

1. Introduction.

a. The adapter set, no. WPW-10, (NSN 4910-00-348-7600) is for use in making test connections to 24-volt waterproof electrical systems in use on wheeled vehicles.

b. It consists of the following five adapters:

- (1) Generator Adpt. (NSN 4910-00-092-9026)
- (2) Regulator Adpt. (NSN 4910-00-092-9025)
- (3) High Tension Adpt. (NSN 4910-00-356-7504)
- (4) Ignition Unit Adpt. (NSN 4910-00-356-7492)
- (5) Dist. Pri. Adpt. (NSN 4910-00-356-7492)

2. Connection procedure for Charging Circuit.

a. Generator Adapter.

- (1) Disconnect generator cable at generator and plug generator adapter into socket.
- (2) Reconnect generator cable to free end of generator adapter (fig 1).

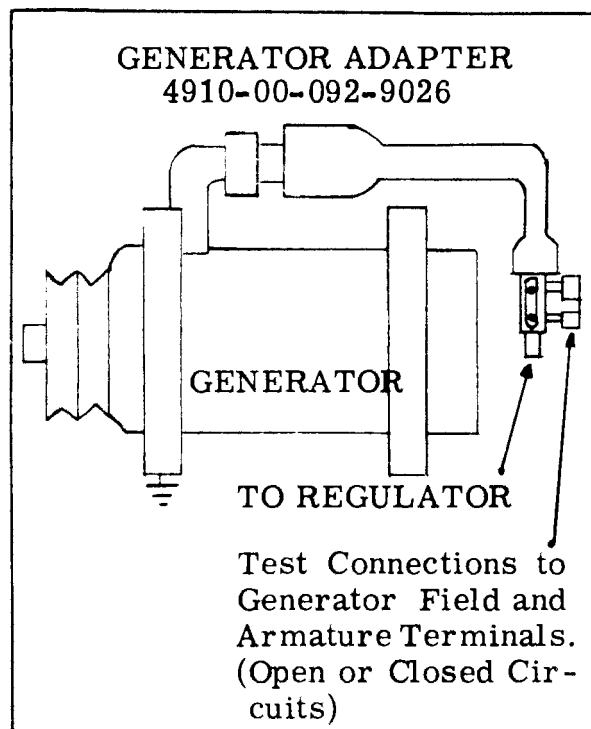


Figure 1. Generator adapter (4910-00-092-9026).

b. Regulator Adapter.

- (1) Disconnect regulator cable at regulator and plug adapter into regulator socket.
- (2) Reconnect regulator cable to free end of regulator adapter (fig 2).

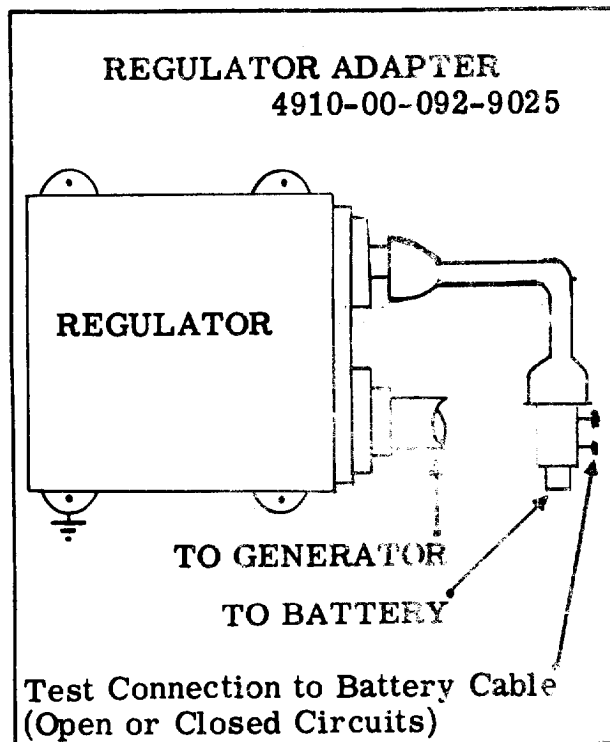


Figure 2. Regulator adapter (4910-00-092-9025)

3. Ignition Circuit Tests. Make tests required for charging circuit by connecting to generator and/or regulator adapters as indicated in instruction manual for specific test unit being used. After tests are made and adapters removed, make sure connections are secure and waterproof.

a. Distributor Primary Adapter.

- (1) Remove plug in distributor cover and screw distributor primary adapter securely into exposed hole (fig 3).

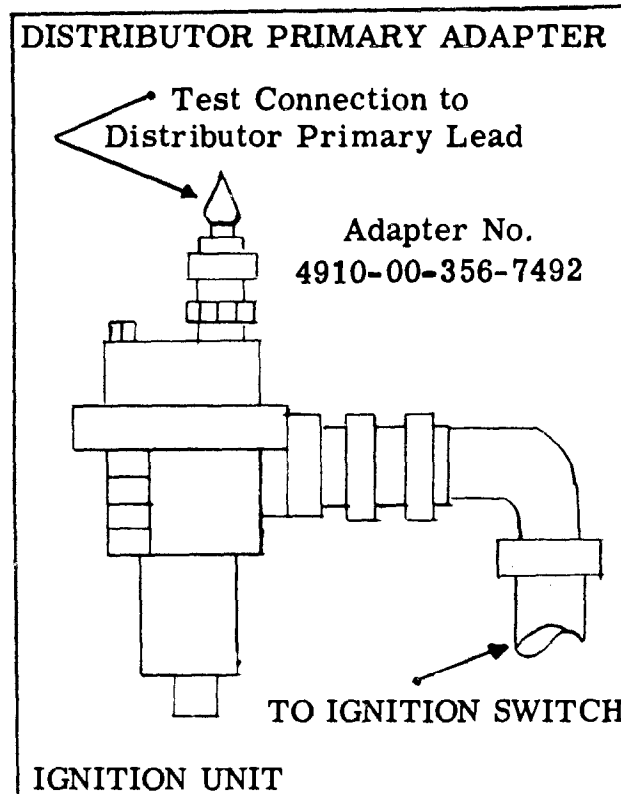


Figure 3. Distributor primary adapter (4910-00-356-7492).

- (2) Refer to operating instruction manual of specific tester being used and connect accordingly.
 - (3) Follow test sequency as outlined in vehicle service manual.
- b. Ignition Unit Adapter.
- (1) Remove cable to ignition unit and connect ignition unit adapter to exposed connector socket on ignition unit (fig 4).

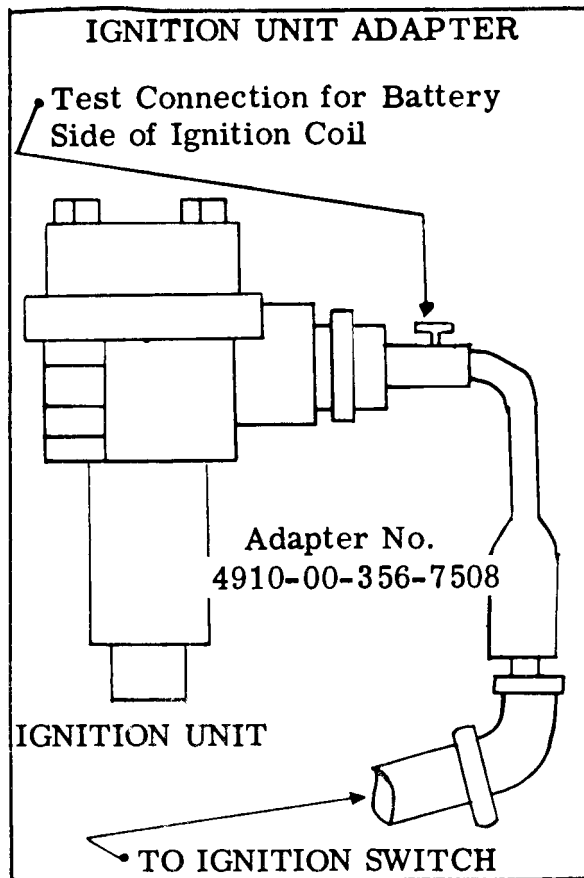


Figure 4. Ignition unit adapter (4910-00-356-7508).

- (2) Reconnect cable to open end of ignition unit adapter. Securely tighten all connectors.
- (3) Refer to operating instruction manual of test unit being used, and perform tests as indicated in vehicle service manual.
- (4) After tests have been completed and adapters removed, reconnect cables and make sure they are tight and waterproof.

c. High Tension Adapter.

- (1) Disconnect cable at any accessible spark plug and attach high tension adapter to spark plug.
- (2) Reconnect spark plug cable to high tension adapter and tighten securely (fig 5).

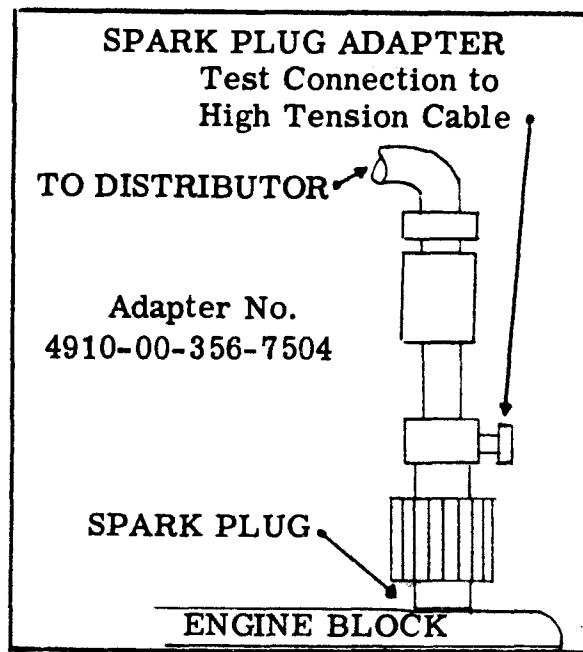


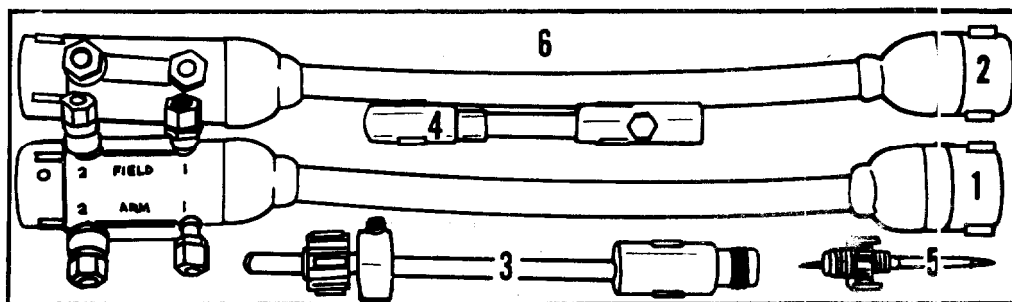
Figure 5. Sparkplug adapter (4910-00-356-7504).

- (3) Connect test leads of specific tester being used to high tension adapter test connection and ground. Proceed with tests in accordance with instructions as contained in vehicle service manual.

4. Care of Adapter Set.

- a. Observe caution when making connections that units are not cross threaded and damaged.
- b. Keep units away from intense heat.
- c. Wipe grease and dirt from external surfaces of adapters and clean threaded connections thoroughly.
- d. Make sure all adapters are clean and dry when replaced in case.

| | <u>NAME</u> | <u>NSN</u> | <u>PART NO.</u> |
|----|---------------------|------------------|-----------------|
| 1. | Generator Adpt. | 4910-00-092-9026 | 7052-103 |
| 2. | Regulator Adpt. | 4910-00-092-9025 | 7052-104 |
| 3. | High Tension Adpt. | 4910-00-356-7504 | 2436-015 |
| 4. | Ignition Unit Adpt. | 4910-00-356-7508 | 2426-006 |
| 5. | Dist. Pri. Adpt. | 4910-00-356-7492 | 2546-003 |
| 6. | Box | None | |



By Order of the Secretary of the Army:

Official:

J. C. PENNINGTON
Brigadier General, United States Army
The Adjutant General

BERNARD W. ROGERS
General, United States Army
Chief of Staff

RECOMMENDED CHANGES TO EQUIPMENT TECHNICAL MANUALS



SOMETHING WRONG WITH THIS MANUAL?

THEN...JOT DOWN THE
DOPE ABOUT IT ON THIS
FORM, TEAR IT OUT, FOLD
IT AND DROP IT IN THE
MAIL!

FROM: (YOUR UNIT'S COMPLETE ADDRESS)

DATE

PUBLICATION NUMBER

TM 9-4910-607-14&P

DATE

12 April 1978

TITLE

Adapter Set, Engine, Electric Test
(4910-00-348-7600) WPW-10

BE EXACT...PIN-POINT WHERE IT IS

IN THIS SPACE TELL WHAT IS WRONG
AND WHAT SHOULD BE DONE ABOUT IT:

| PAGE NO. | PARA- GRAPH | FIGURE NO. | TABLE NO. |
|-------------|----------------|---------------|--------------|
|-------------|----------------|---------------|--------------|

Cover

2

4940-00-348-7600 is incorrect. Should be
4910-00-348-7600.

Title of manual is incomplete. Model WPW-10 is part
of the title and should be included.

SAMPLE

TYPED NAME, GRADE OR TITLE, AND TELEPHONE NUMBER

SIGN HERE:

DA FORM 2028-2
1 AUG 74

P.S.--IF YOUR OUTFIT WANTS TO KNOW ABOUT YOUR MANUAL "FIND" MAKE
A CARBON COPY OF THIS AND GIVE IT TO YOUR HEADQUARTERS.

TEAR ALONG DOTTED LINE



SOMETHING WRONG WITH THIS MANUAL?

THEN...JOT DOWN THE
DOPE ABOUT IT ON THIS
FORM, TEAR IT OUT, FOLD
IT AND DROP IT IN THE
MAIL!

FROM: (YOUR UNIT'S COMPLETE ADDRESS)

DATE

PUBLICATION NUMBER

TM 9-4910-607-14&P

DATE

12 April 1978

TITLE

Adapter Set, Engine, Electric Test
(4910-00-348-7600) WPW-10

BE EXACT...PIN-POINT WHERE IT IS

IN THIS SPACE TELL WHAT IS WRONG
AND WHAT SHOULD BE DONE ABOUT IT:

PAGE
NO.

PARA-
GRAPH

FIGURE
NO.

TABLE
NO.

TEAR ALONG DOTTED LINE

TYPED NAME, GRADE OR TITLE, AND TELEPHONE NUMBER

SIGN HERE:

DA FORM 2028-2
1 AUG 74

P.S.--IF YOUR OUTFIT WANTS TO KNOW ABOUT YOUR MANUAL "FIND," MAKE
A CARBON COPY OF THIS AND GIVE IT TO YOUR HEADQUARTERS.

FILL IN YOUR
UNIT'S ADDRESS

FOLD BACK

DEPARTMENT OF THE ARMY

POSTAGE AND FEES PAID
DEPARTMENT OF THE ARMY
DOD 314



OFFICIAL BUSINESS
PENALTY FOR PRIVATE USE \$300

Commander
US Army Armament Materiel Readiness Command
ATTN: DRSAR-MAS
Rock Island, IL 61299

CUT ALONG DOTTED LINE

FOLD BACK

REVERSE OF DA FORM 2028-2



SOMETHING WRONG WITH THIS MANUAL?

THEN... JOT DOWN THE DOPE ABOUT IT ON THIS FORM, CUT IT OUT, FOLD IT AND DROP IT IN THE MAIL!

FROM: (YOUR UNIT'S COMPLETE ADDRESS)

DATE

PUBLICATION NUMBER

TM 9-4910-607-14&P

DATE

12 April 1978

BE EXACT... PIN-POINT WHERE IT IS

IN THIS SPACE TELL WHAT IS WRONG AND WHAT SHOULD BE DONE ABOUT IT:

| PAGE NO. | PARA-GRAPH | FIGURE NO. | TABLE NO. |
|----------|------------|------------|-----------|
|----------|------------|------------|-----------|

CUT ALONG DOTTED LINE

TYPED NAME, GRADE OR TITLE, AND TELEPHONE NUMBER

SIGN HERE:

DA FORM 2028-2
1 AUG 74

P.S.--IF YOUR OUTFIT WANTS TO KNOW ABOUT YOUR MANUAL "FIND," MAKE A CARBON COPY OF THIS AND GIVE IT TO YOUR HEADQUARTERS.

FILL IN YOUR
UNIT'S ADDRESS

FOLD BACK

DEPARTMENT OF THE ARMY

FOR OFFICIAL AND PERSONAL USE
OF THE DEPARTMENT OF THE ARMY
GPO 314



OFFICIAL BUSINESS
PENALTY FOR PRIVATE USE \$300

Commander
US Army Armament Materiel Readiness Command
ATTN: DRSAR-MAS
Rock Island, IL 61799

FOLD BACK

REVERSE OF DA FORM 2035-2

THEN... JOT DOWN THE DOPE
ABOUT IT ON THIS FORM,
CUT IT OUT, FOLD IT AND
DROP IT IN THE MAIL!

DATE _____

PUBLICATION NUMBER

TM 9-4910-607-148P

DATE _____

12 April 1978

BE EXACT...PIN-POINT WHERE IT IS

PAGE
NO.

PARA
GRAPH

FIGURE
E.O.TABLE
NO.

IN THIS SPACE TELL WHAT IS WRONG
AND WHAT SHOULD BE DONE ABOUT IT:

1. TYPED NAME, GRADE OR TITLE, AND TELEPHONE NUMBER

SIGN HERE.

DA FORM 2028-2
1 AUG 74

P.S.--IF YOUR OUTFIT WANTS TO KNOW ABOUT YOUR MANUAL "FIND," MAKE
A CARBON COPY OF THIS AND GIVE IT TO YOUR HEADQUARTERS.

FILL IN YOUR
UNIT'S ADDRESS

FOLD BACK

DEPARTMENT OF THE ARMY

POSTAGE AND FEES PAID
DEPARTMENT OF THE ARMY

DOD-314

OFFICIAL BUSINESS

PENALTY FOR PRIVATE USE, \$300

Commander
US Army Armament Materiel Readiness Command
ATTN: DRSAR-MAS
Rock Island, IL 61299

TEAR ALONG DOTTED LINE

FOLD BACK

This fine document...

Was brought to you by me:



[Liberated Manuals -- free army and government manuals](#)

Why do I do it? I am tired of sleazy CD-ROM sellers, who take publicly available information, slap “watermarks” and other junk on it, and sell it. Those masters of search engine manipulation make sure that their sites that sell free information, come up first in search engines. They did not create it... They did not even scan it... Why should they get your money? Why are not letting you give those free manuals to your friends?

I am setting this document FREE. This document was made by the US Government and is NOT protected by Copyright. Feel free to share, republish, sell and so on.

I am not asking you for donations, fees or handouts. If you can, please provide a link to liberatedmanuals.com, so that free manuals come up first in search engines:

<A HREF=<http://www.liberatedmanuals.com/>>Free Military and Government Manuals

- Sincerely
Igor Chudov
<http://igor.chudov.com/>
- [Chicago Machinery Movers](#)