

DEPARTMENT OF THE ARMY TECHNICAL MANUAL

OPERATOR AND ORGANIZATIONAL MAINTENANCE  
REPAIR PARTS AND SPECIAL TOOLS LIST  
FOR  
PISTOL, CALIBER .45, AUTOMATIC, M1911A1  
(NATIONAL MATCH) WITH ADJUSTABLE REAR SIGHT

HEADQUARTERS, DEPARTMENT OF THE ARMY  
Washington, D.C. 29 February 1968

This manual is current as of 14 February 1968

Page

SECTION I.	INTRODUCTION .....	1
II.	BASIC ISSUE ITEMS LIST .....	4
III.	MAINTENANCE AND OPERATING SUPPLIES .....	6
IV.	REPAIR PARTS	
	Repair Parts For:	
	Major groups and assemblies .....	7
	Slide Group .....	7
	Receiver Group .....	8
V.	SPECIAL TOOLS AND EQUIPMENT .....	10
VI.	INDEX-FEDERAL STOCK NUMBER AND REFERENCE NUMBER	
	CROSS-REFERENCE TO FIGURE AND ITEM NUMBER .....	10

SECTION I  
INTRODUCTION

1. Scope

This manual lists basic issue items, repair parts, special tools and equipment required for the performance of organizational maintenance of the M1911A1 Pistol (National Match).

2. General

The Basic Issue Items, Repair Parts and Special Tools List are divided into the following sections:

*a. Basic Issue Items-Section II.* A list of items which accompany the M1911A1 Pistol (National Match)

and are required by the operator for installation, operation, or maintenance.

*b. Maintenance and Operating Supplies- Section III.* A listing of maintenance and operating supplies required for initial operation.

*c. Prescribed Load Allowance (PLA).* Not applicable.

*d. Repair Parts-Section IV.* A list of repair parts authorized for the performance of maintenance at the organizational level, in figure and item number sequence.

*e. Special Tools and Equipment-Section V.* A list of special tools authorized for the per-

\* This manual supersedes TM 9-1005-211-12p/1, 22 January 1964.

This copy is a reprint which includes current pages from Change 1.

formance of maintenance at the organizational level.

f. *Federal Stock Number and Reference Number Index-Section VI.* A list of Federal stock numbers in ascending numerical sequence, followed by a list of reference numbers appearing in all the listings, in ascending alpha-numeric sequence, cross referenced to the illustration figure number and item number.

### 3. Explanation of Columns

The following provides an explanation of columns in the tabular lists in Sections II, IV, and V.

a. *Source, Maintenance and Recoverability Codes (SMR).*

(1) *Source Code.* Indicates the selection status and source for the listed item. Source codes are:

Code	Explanation
X1	Applied to repair parts which are not procured or stocked, the requirement for which will be supplied by use of next higher assembly or component.
P	Applied to repair parts which are stocked in or supplied from Army supply system.

(2) *Maintenance Code.* Indicates the lowest category of maintenance authorized to install the listed item. The maintenance level codes are:

Code	Explanation
C	Operator/crew
0	Organizational Maintenance

(3) *Recoverability Code.* Indicates whether unserviceable items should be returned for recovery or salvage. Items not coded are expendable Recoverability code is:

Code	Explanation
R	Applied to repair parts and assemblies which are economically repairable and are furnished by supply on an ex-change basis.

b. *Federal Stock Number.* Indicates the Federal stock number assigned to the item and will be used for requisitioning purposes.

c. *Description.* Indicates the Federal item name and any additional description of the

item required. The abbreviation "w/e" when used as a part of the nomenclature indicates the Federal stock number includes all armament, equipment, accessories, and repair parts issued with the item. A part number or other reference number is followed by the applicable five-digit Federal supply code for manufacturer in parentheses.

d. *Unit of Measure (U/M).* A 2 character alphabetic abbreviation indicating the amount or quantity of the item, upon which the allowances are based, e.g., ft, ea, pr, etc.

e. *Quantity Incorporated in Unit.* Indicates the quantity of the item used in an assembly or group.

f. *Quantity Furnished with the Equipment.* Indicates the quantity of an item furnished with the equipment (BILL only).

g. *15-Day Organizational Maintenance Allowances.* Indicates the total quantity of an item required to be on hand and necessary for maintenance of the equipment. Items to be requisitioned, as required, are indicated by an asterisk.

h. *Illustration.*

(1) *Figure Number-.* Indicates the figure number of the illustration in which the item is shown.

(2) *Item Number.* Indicates the callout number used to reference the item in the illustration.

### 4. Explanation of Columns in the Tabular List of Maintenance and Operating Supplies, Section III

a. *Component Application, Column 1.* Identifies the component application of each maintenance or operating supply item.

b. *Federal Stock Number, Column 2.* Indicates the Federal stock number assigned to the item and will be used for requisitioning purposes.

c. *Description, Column 3.* Indicates the item name and brief description.

d. *Quantity Required for Initial Operation, Column 4.* Indicates the quantity of each maintenance or operating supply item required for initial operation of the equipment (M & O supplies only).

CHANGE

No. 1



HEADQUARTERS  
DEPARTMENT OF THE ARMY  
WASHINGTON, D.C., 28 November 1972

**Operator and Organizational Maintenance  
Repair Parts and Special Tools List  
for  
PISTOL, CALIBER .45, AUTOMATIC, M1911AI  
(NATIONAL MATCH) WITH ADJUSTABLE REAR SIGHT**

TM 9-1005-211-12P, 29 February 1968, is changed as follows:

Page 1. Paragraph 1 is changed as follows:

**1. Scope**

This manual lists basic issue items, items troop installed or authorized, repair parts and special tools required by the crew/operator for operation and required for the performance of organizational maintenance of the M1911AI Pistol (National Match). One cartridge magazine is furnished as a component item with each weapon (1, fig 3).

Paragraph 2 is changed as follows:

**2. General**

This basic issue items, items troop installed or authorized, repair parts and special tools list is divided into the following sections:

*a. Basic Issue Items List.* Not applicable.

*b. Items Troop Installed or Authorized List- Section II.* A list, in alphabetical sequence, of items required by the operator for sustained operation of the end item. These discretionary items will be requisitioned by the unit in accordance with its mission requirements. They may accompany the end item, but are not subject to be turned in with it.

*c. Repair Parts List-Section IV.* A list of repair parts authorized at the organizational level for the performance of maintenance, with the parts listed in figure and item number sequence. The illustrations also include parts which must be removed for replacement of authorized parts.

*d. Special Tools List-Section V.* A list of special tools, test and support equipment authorized for the performance of maintenance at the organizational level.

*e. Federal Stock Number and Reference Number Index-Section VI.* A list, in ascending numerical sequence, of all Federal stock numbers appearing in the listings, followed by a list, in alphabetic sequence, of all reference numbers appearing in the listings. Federal stock numbers are cross-referenced to each illustration figure and item number appearance.

Page 2 Delete paragraph 2f.

Paragraphs 3c through f are changed as follows:

*c. Description.* Indicates the Federal item name and a minimum description required to identify the item. The last line indicates the reference number followed by the applicable Federal supply code for manufacturer (FSCM) in parentheses. The FSCM is used as an element in item identification to designate manufacturer, distributor, or Government agency, etc., and is identified in SB 708-42.

*d. Unit of Measure (U/M).* Indicates the standard or basic quantity by which the listed item is used in performing the actual maintenance function. This measure is expressed by a two-character alphabetical abbreviation, e.g., ea, in, pr, etc., and is the basis used to indicate quantities. When the unit of measure differs from the unit of issue, the lowest unit of issue that will satisfy the required units of measure will be requisitioned.

e. *Quantity Authorized (Items Troop Installed or Authorized Only).* Indicates the quantity of the item authorized to be used with the equipment.

f. *Quantity Incorporated in Unit.* Indicates the quantity of the item used in that functional

group/assembly. A "V" appearing in this column in lieu of a quantity indicates that no specific quantity is applicable, e.g., shims, spacers, etc.

Paragraph 4. Deleted

Page 3. Add the following after paragraph 5b.

*Expendable and Consumable Supplies*

FSN	Description	Symbol
6850-965-2332	CARBON REMOVING COMPOUND: (5 gal pail) P-C-111 (81348)	RBC
6850-224-6657	CLEANING COMPOUND, RIFLE BORE: (8 oz can) MIL-C-372 (81349)	
6850-281-1985	DRY CLEANING SOLVENT: (1 gal can) P-D-680 (81348)	SD
9150-273-2389	LUBRICATING OIL, GENERAL PURPOSE: (4 oz can) V V-L-800 (81348)	PL-S
9150-292-9689	LUBRICATING OIL, WEAPONS: for below zero operations (1 qt can) MIILL-14107 (81349)	LAW
7920-205-1711	RAG, WIPING: cotton (50 lb bale) DDD-R-30, class 2, grade B (81348)	
1005-288-3565	SWAB, SMALL ARMS CLEANING: cotton 2-1/2 sq (1,000 in pkg) 5019316 (19204)	

Paragraph 9. Change last sentence to read: "Reports should be submitted on DA Form 2028 (Recommended Changes to Publications) and forwarded direct to

Commander, US Army Weapons Command, ATTN: AMSWEMAS-SP, Rock Island, IL 61201.

Page 4. Section II is changed as follows:

**Section II. ITEMS TROOP INSTALLED OR AUTHORIZED LIST**

(1) Federal Stock No.	(2) Description  Reference Number & Mfr. Code  Usable on code	(3) Unit of meas	(4) Qty auth
1005-550-4036	BRUSH, CLEANING, SMALL ARMS: M5 BORE 5504036 (19204)	EA	1
1005-556-4102	ROD, CLEANING, SMALL ARMS: M4 5564102 (19204)	EA	1

Page 6, section III. Deleted

## 5. Special Information

a. *Maintenance Allocation Chart.* Since all items are authorized and repaired at Organizational level, there is no maintenance allocation chart furnished.

b. *Related Publications.* The following publications pertain to the Caliber .45, Automatic, Pistol, M1911A1.

FM 23-35	Pistols and Revolvers
TM 9-1005-211-12	Operator and Organizational Maintenance Including Repair Parts and Special Tool Lists for Pistol, Caliber .45, Automatic, M1911A1 with Holster, Hip and Pistol, Caliber .45, Automatic, M1911A1 with Holster, Shoulder
TM9-1005-21135	Direct and General Support Maintenance Manual, Including Repair Parts and Special Tool Lists for Pistol, Caliber .45, Automatic, M1911A1 with Holster, Hip and Pistol, Caliber .45, Automatic, M1911A1 with Holster Shoulder

## 6. How to Locate Repair Parts

a. When Federal stock number or reference number is unknown:

(1) *First.* Using the table of contents determine the functional group or assembly, within which the repair part belongs. This is necessary since illustrations are prepared for functional groups and assemblies, and listings are divided into the same groups.

(2) *Second.* Find the illustration covering the functional group or assembly to which the repair part belongs.

(3) *Third.* Identify the repair part of the illustration and note the illustration, figure and item number of the repair part.

(4) *Fourth.* Using the Repair Parts Listing, find the functional group or assembly to which the repair part belongs and locate the illustration figure and item number noted on the illustration.

b. When the Federal stock number or reference number is known:

(1) *First.* Using the Index of Federal Stock Numbers and Reference Numbers, find the pertinent Federal stock number or reference number. This index is in ascending FSN sequence followed by a lists of reference numbers in alpha-numeric sequence, cross-referenced to the illustration figure number and item number.

(2) *Second.* Using the Repair Part Listing, find the assembly or group of the repair part and the illustration figure number and item number referenced in the Index of Federal Stock Numbers and Reference Numbers.

## 7. Abbreviation

Abbreviations	Explanation
cd-pltd	cadmium plated
cham	chamfer
fil-hd	fillister head
fl-ck-hd	flat countersunk head
mtl	metal
NS	American National Special Thread
o/a	over-all
phos-ctd	phosphate coated
S	steel

## 8. Federal Supply Codes for Manufacturers

Code	Manufacturer
19204	Rock Island Arsenal Rock Island, Ill.
19205	Springfield Armory Springfield, Mass.
96906	Military Standard

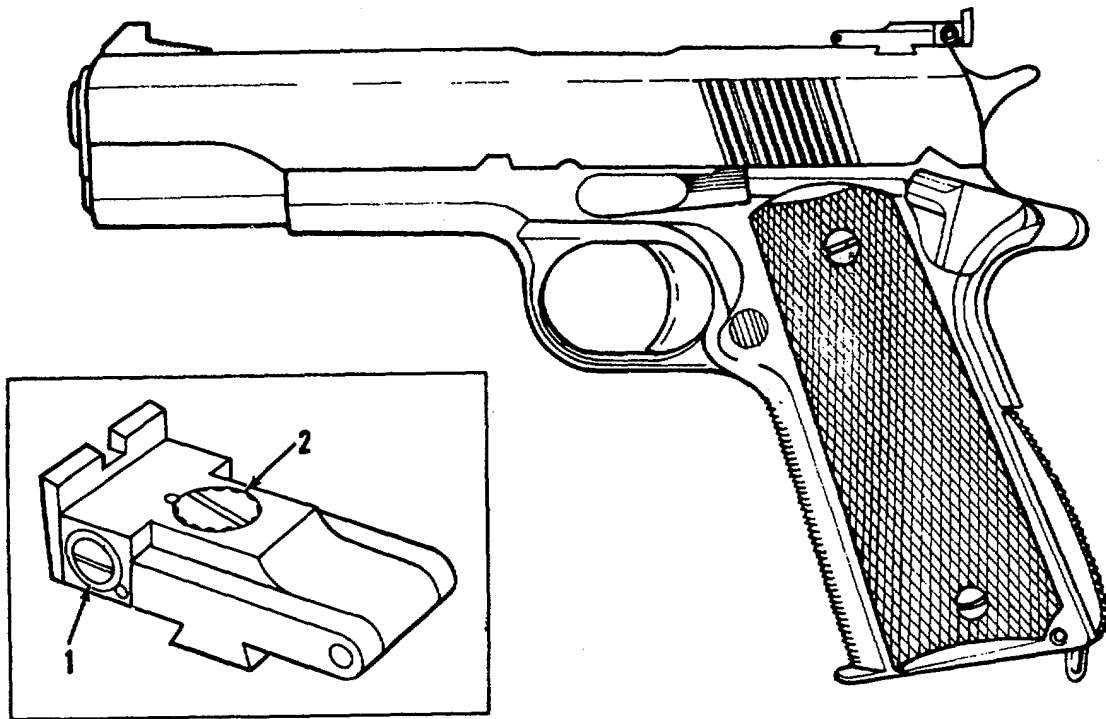
## 9. Recommendations for Maintenance Publications Improvements

Report of errors, omissions, and recommendations for improving this publication by the individual user is encouraged. Reports should be submitted on DA Form 2028 (Recommended Changes to DA Publications) and forwarded direct to:

Commanding General  
U.S. Army Weapons Command  
ATTN: AMSWE-SMM-P  
Rock Island Arsenal  
Rock Island, Illinois 61201

## Section II. BASIC ITEMS LIST

(1) Source, maint, and Recov. Code			(2)	(3)	(4)	(5)	(6)	(7) Illustration	
(a) Source	(b) Maint.	(c) Recov.	Federal Stock No.	Description	Unit of meas	Qty inc. in unit	Qty Furn with equip	(a) Fig. No.	(b) Item No.
P	C	R	1005-994-9512	<b>MAJOR ITEMS</b> THE FOLLOWING ITEMS ARE REQUISITIONED FOR INITIAL ISSUE ONLY PISTOL, CALIBER .45, AUTOMATIC: M1911A1, NATIONAL MATCH, WITH ADJUSTABLE 2 REAR SIGHT, W/E 8426674 (19204) <b>COMPONENTS OF MAJOR ITEMS</b> THE ITEMS LISTED BELOW ARE ISSUED AS COMPONENTS OF THE MAJOR ITEMS FOR INITIAL ISSUE. REPLACEMENT ITEMS WILL BE REQUISITIONED SEPARATELY UNDER THEIR INDIVIDUAL STOCK NUMBER. PISTOL, CALIBER .45, AUTOMATIC: M1911A1, NATIONAL MATCH, WITH ADJUSTABLE REAR SIGHT 7791205-A <b>REPAIR PARTS</b> MAGAZINE, CARTRIDGE: 5508694 (19205) TOOLS AND EQUIPMENT BRUSH, CLEANING, SMALL ARMS: MS, BORE 5504036 (19205) ROD, CLEANING, SMALL ARMS: M4, CAL..45 5564102 (19205) <b>MISCELLANEOUS MATERIAL</b> THE ITEMS LISTED UNDER SUBHEADINGS BELOW ARE NOT ISSUED WITH THE PISTOL BUT ARE REQUISITIONED AND ISSUED IN ACCORDANCE WITH TOE, TA OR AS OTHERWISE AUTHORIZED. <b>AMMUNITION</b> AMMUNITION FOR USE WITH THIS PISTOL IS SHOWN IN SC 1305/30-IL <b>ARTICLES FOR INSTRUCTIONAL PURPOSES</b> THE FOLLOWING ITEM WILL BE TAKEN INTO THE FIELD UPON PERMANENT CHANGE OF STATION, AND INTO THE THEATER OF OPERATIONS. CARTRIDGE, CALIBER .45, DUMMY: M1921 MATERIAL ISSUED BY ADJUTANT GENERAL THE FOLLOWING ITEM IS ISSUED BY THE ADJUTANT GENERAL IN ACCORDANCE WITH DISTRIBUTION FORMULA AND AR 310-1. ADDITIONAL COPIES, WHEN REQUIRED, WILL BE REQUISITIONED FROM THE ADJUTANT GENERAL. TECHNICAL MANUAL, TM 9-1005-211-12P	EA			1	
		-----	1005-550-8694	MAGAZINE, CARTRIDGE: 5508694 (19205)	EA	1	2	3	1
			1005-550-4036	BRUSH, CLEANING, SMALL ARMS: MS, BORE 5504036 (19205)	EA	-----	1	6	1
			1005-556-4102	ROD, CLEANING, SMALL ARMS: M4, CAL..45 5564102 (19205)	EA	-----	1	6	2
			1305-028-6641	MISCELLANEOUS MATERIAL THE ITEMS LISTED UNDER SUBHEADINGS BELOW ARE NOT ISSUED WITH THE PISTOL BUT ARE REQUISITIONED AND ISSUED IN ACCORDANCE WITH TOE, TA OR AS OTHERWISE AUTHORIZED. <b>AMMUNITION</b> AMMUNITION FOR USE WITH THIS PISTOL IS SHOWN IN SC 1305/30-IL <b>ARTICLES FOR INSTRUCTIONAL PURPOSES</b> THE FOLLOWING ITEM WILL BE TAKEN INTO THE FIELD UPON PERMANENT CHANGE OF STATION, AND INTO THE THEATER OF OPERATIONS. CARTRIDGE, CALIBER .45, DUMMY: M1921 MATERIAL ISSUED BY ADJUTANT GENERAL THE FOLLOWING ITEM IS ISSUED BY THE ADJUTANT GENERAL IN ACCORDANCE WITH DISTRIBUTION FORMULA AND AR 310-1. ADDITIONAL COPIES, WHEN REQUIRED, WILL BE REQUISITIONED FROM THE ADJUTANT GENERAL. TECHNICAL MANUAL, TM 9-1005-211-12P					

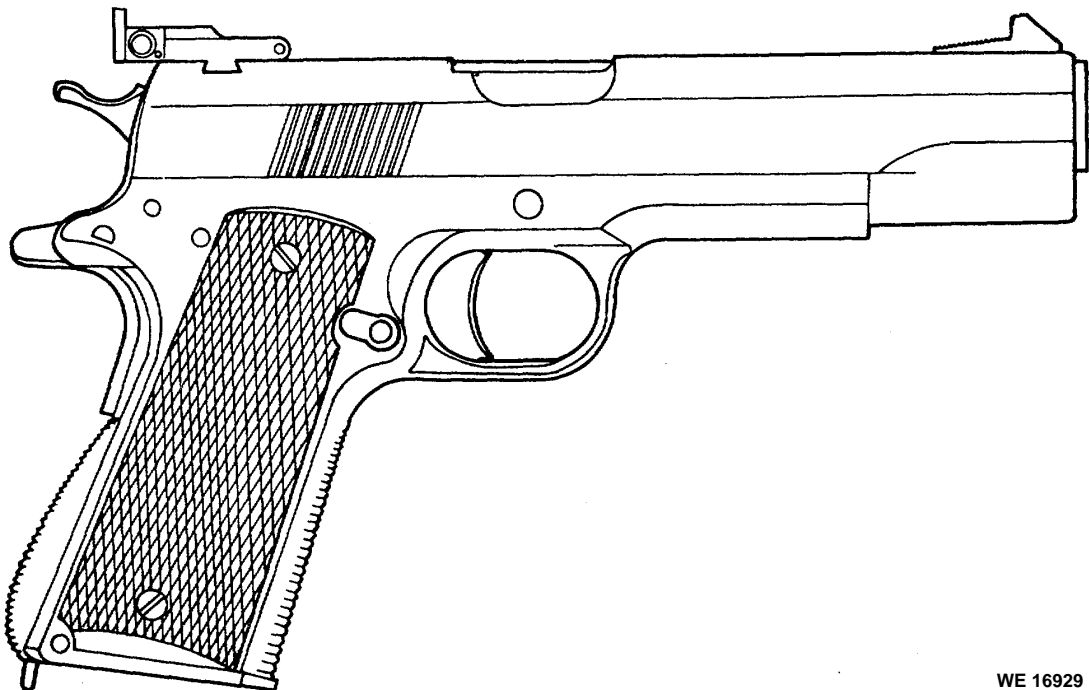


WE 16928

1 - Windage screw

2 - Elevation screw

Figure 1. Caliber .45, Automatic, Pistol, M1911A1, National Match, w/adjustable rear sight 8426674 - left front view.



WE 16929

Figure 2. Caliber .45 Automatic, Pistol, M1911A1, National Match, w/adjustable rear sight 8426674 - right front view.

### Section III. MAINTENANCE AND OPERATING SUPPLIES

(1) Component application	(2) Federal stock number	(3) Description	(4) Qty. Required for initial operation	(5) Qty. required for 8 hours operation	(6) Notes
GENERAL APPLICATION	6850-620-0610	CARBON REMOVING COM- POUND: P-C-111A (5 gallon pail)	PL		
GENERAL APPLICATION	6850-224-6657	CLEANING COMPOUND SOL- VENT: (CR) (6 oz can)	CN		
GENERAL APPLICATION	6850-281-1985	DRY CLEANING SOLVENT: (SD) (1 gal can)	GL		
GENERAL APPLICATION	9150-273-2389	LUBRICATING OIL, GENERAL PURPOSE: PL special (4 oz can)	CN		
GENERAL APPLICATION	9150-292-9689	LUBRICATING OIL, WEAPONS: (LAW) for below zero operations (1 qt can)	QT		
GENERAL USAGE	7920-205-1711	RAG, WIPING: cotton, for general purpose use (50 lb bale)	BE		
BARREL	1005-288-3565	SWAB, SMALL ARMS CLEAN- ING: cotton: 2-1/2 sq (1000 in pkg) 5019316 (19204)	*		



# Section IV. REPAIR PARTS FOR ORGANIZATIONAL MAINTENANCE

(1) Source, Maint. And Recov. code			(2)  Federal Stock Number	(3)  Description	(4)  Unit Of Meas	(5)  Qty Inc In Unit	(6) 15-Day Organizational Maintenance Alw				(7) Illus- Tration	
(A)	(B)	(C)					(A)	(B)	(C)	(D)	(A)	(B)
Source	Maint.	Recov.					1-5	6-20	21-50	51-100	Fig. No.	Item No.
P	C	-----	1005-550-8694	REPAIR PARTS FOR: PISTOL, CALIBER .45, AUTOMA- TIC, M1911A1 NATIONAL MATCH WITH ADJUSTABLE REAR SIGHT <b>MAJOR GROUPS AND ASSEMBLIES</b> MAGAZINE, CARTRIDGE: 5508694 (19205)	EA	1	-----	-----	-----	*	3	1
P	O	-----	1005-600-8595	STOP, SLIDE:6008595 (19205)	EA	1	-----	-----	-----	*	3	2
				SLIDE GROUP-----							3	3
				RECEIVER GROUP-----							3	4
P	O	-----	1005-501-3201	SLIDE GROUP PLUG, RECOIL SPRING: 5013201 (19205)	EA	1	-----	-----	-----	*	4	1
P	O	-----	1006-501-3200	SPRING, HELICAL, COMPRES- SION: S, 0.043 STK SIZE 0.430 FREE OD, 30 COILS, RECOIL 5013200 (19205)	EA	1	-----	-----	-----	*	4	2
P	O	-----	1005-600-8697	GUIDE, RECOIL SPRING: 6008697 (19205)	EA	1	-----	-----	-----	*	4	3
P	O	-----	1005-976-9244	BARREL AND BUSHING ASSEMBLY: 7791469 (19205)	EA	1	-----	-----	-----	*	4	4
P	O	-----	5315-501-3199	PIN, STRAIGHT, HEADLESS: S, 0.1555 MAX DIA, 0.358 O/A LG (BARREL LINK) 5013199 (19205)	EA	1	-----	-----	-----	*	4	5
P	O	-----	1005-751-9109	LINK, BARREL: 0.291 7790893 (19205)	EA	1	-----	-----	-----	*	4	6
P	O	-----	1005-586-0775	OR LINK, BARREL: 0.295 7267772 (19205)	EA							—
P	O	-----	1005-586-0776	OR LINK, BARREL: 0.299 7267773 (19205)	EA							—
P	O	-----	1005-501-3205	STOP, FIRING PIN: 5013205 (19205)	EA	1	-----	-----	-----	*	4	7
P	O	-----	1005-600-8599	PIN, FIRING: 6008599 (19205)	EA	1	-----	-----	-----	*	4	8
P	O	-----	1005-501-3204	SPRING, HELICAL, COMPRES- SION: S, 0.026 STK SIZE, 0.207 FREE OD, 40 COILS, FIRING PIN 5013204 (19205)	EA	1	-----	-----	-----	*	4	9
P	O	-----	1005-600-8598	EXTRACTOR, CARTRIDGE: 6008598 (19205)	EA	1	-----	-----	-----	*	4	10
P	O	-----	1005-586-0778	SIGHT, REAR: 7268317 (19205)	EA	1	-----	-----	-----	*	4	11
P	O	-----	1005-869-7964	SIGHT, REAR: ADJUSTABLE 11010180 (19205)	EA	1	-----	-----	-----	*	4	12
P	O	-----	1005-586-0777	SIGHT, FRONT: 7268316 (19205)	EA	1	-----	-----	-----	*	4	13
P	O	-----	1005-987-8948	SLIDE, AUTOMATIC PISTOL: 7791436 (19205)	EA	1	-----	-----	-----	*	4	14

# Section IV. REPAIR PARTS FOR ORGANIZATIONAL MAINTENANCE-Continued

(1) Source, Maint. And Recov. code			(2) Federal Stock Number	(3) Description	(4) Unit Of Meas	(5) Qty Inc In Unit	(6) 15-Day Organizational Maintenance Allow				(7) Illustration	
(A)	(B)	(C)					(A)	(B)	(C)	(D)	(A) Fig. No.	(B) Item No.
Source	Maint.	Recov.					1-5	6-20	21-50	51-100		
P	O	-----	1005-550-3840	<b>RECEIVER GROUP</b> SAFETY, SMALL ARMS: 5503840 (19205)	EA	1	-----	-----	-----	*	5	1
P	O	-----	1005-501-3212	PIN, MAINSPRING HOUSING: 0.156 DIA 5013212 (19205)	EA	1	-----	-----	-----	*	5	2
P	O	-----	1005-650-1828	SAFETY GUN GRIP: 6501828 (19205)	EA	1	-----	-----	-----	*	5	3
P	O	-----	6315-501-3210	PIN, STRAIGHT, HEADED: FL-CK-HD, S, 0.084 DIA, 0.369 LG (MAINSPRING HOUSING) 5013209 (19205)	EA	1	-----	-----	-----	*	5	4
P	O	-----	5315-501-3209	PIN, STRAIGHT, HEADED: FL-FILHD, S, 0.174 DIA, 0.608 LG (MAINSPRING CAP) 5013209 (19205)	EA	1	-----	-----	-----	*	5	5
P	O	-----	1005-501-3208	SPRING, HELICAL, COMPRES- SION: S, 0.045 MTL SIZE, 0.270 FREE OD, 21.5 COILS 5013208 (19205)	EA	1	-----	-----	-----	*	5	6
P	O	-----	1005-501-3213	PLUNGER, DETENT: 5013213 (19205)	EA	1	-----	-----	-----	*	5	7
P	O	-----	1005-556-4058	HOUSING ASSEMBLY, MAINSPRING: 5564058 (19205)	EA	1	-----	-----	-----	*	5	8
P	O	-----	5315-844-4790	PIN, SPRING: S, CD-PLTD, 3/32 NOM DIA, 1/2 LG MS 1656'2-25 (96906)	EA	1	-----	-----	-----	*	5	9
P	O	-----	1005-501-3214	LOOP, LANYARD: 5013214 (19205)	EA	1	-----	-----	-----	*	5	10
X1		-----		HOUSING, MAINSPRING: 5503841		1	-----	-----	-----		5	11
P	O	-----	1005-600-8602	SPRING, SEAR: 6008602 (19205)	EA	1	-----	-----	-----	*	5	12
P	O	-----	5315-501-3206	PIN, STRAIGHT, HEADED: FL-CK-HD, S, 0.157 DIA 0.786 SHANK LG (HAMMER) 5013206 (19205)	EA	1	-----	-----	-----	*	5	13
P	O	-----	5315-501-3207	PIN, STRAIGHT, HEADLESS: CHAM S, PHOS-CTD, 0.096 MAX DIA 4.305 O/A LG (HAMMER STRUT) 5013207 (19205)	EA	1	-----	-----	-----	*	5	14
P	O	-----	1005-600-8600	STRUT HAMMER: 6008600 (19205)	EA	1	-----	-----	-----	*	5	16
P	O	-----	1005-980-1743	HAMMER, FIRING, SMALL ARMS: 7790803 (19205)	EA	1	-----	-----	-----	*	5	16
P	O	-----	1005-501-3211	PIN, STRAIGHT, HEADED: FL-CK-HD, S, 0.110 AX SHAFT DIA, 0.780 MAX SHANK LG (SEAR) 5013211 (19205)	EA	1	-----	-----	-----	*	5	17
P	O	-----	1005-592-9974	SEAR: 7268068 (19205)	EA	1	-----	-----	-----	*	5	18
P	O	-----	1005-600-9603	DISCONNECTOR, RECEIVER ASSEMBLY: 6008603 (19205)	EA	1	-----	-----	-----	*	5	19
P	O	-----	1005-600-8609	CATCH, MAGAZINE: 6008609 (19205)	EA	1	-----	-----	-----	*	5	20

# Section IV. REPAIR PARTS FOR ORGANIZATIONAL MAINTENANCE-Continued

(1) Source, Maint. And Recov. code			(2)  Federal Stock Number	(3)  Description	(4)  Unit Of Meas	(5)  Qty Inc In Unit	(6) 15-Day Organizational Maintenance Alw				(7) Illus- Tration	
(A) Source	(B) Maint.	(C) Recov.					(A)	(B)	(C)	(D)	(A)	(B)
							1-5	6-20	21-50	51-100	Fig. No.	Item No.
P	O	----	1005-501-3218	LOCK, MAGAZINE CATCH: 5013218 (19206)	EA	1	-----	-----	-----	*	5	21
P	O	----	1006-501-3217	SPRING, HELICAL, COMPRES- SION: S, 0.026 STK SIZE, 0.146, FREE OD, 13 COILS MAGAZINE CATCH 5013217 (19205)	EA	1	-----	-----	-----	*	5	22
P	O	----	1005-798-7578	TRIGGER ASSEMBLY, LONG: 7791047 (19,205) OR	EA	1	-----	-----	-----	*	5	23
P	O	----	1005-798-7579	TRIGGER ASSEMBLY, SHORT: 7791048 (19205)	EA		-----	-----	-----			—
P	O	----	5315-501-3203	PIN, STRAIGHT, HEADLESS: CHAM, S, 0.063 MAX DIA 39/64 O/A LG (EJECTOR) 5013203 (19205)	EA	1	-----	-----	-----	*	5	24
P	O	----	1005-903-8192	EJECTOR, CARTRIDGE: 11010485 (19205)	EA	1	-----	-----	-----	*	5	25
P	O	----	5305-601-9023	SCREW, MACHINE: FI-HD, S, PHOS-CTD 0.150-50NS, 0.260 O/A LG 6019023 (19205)	EA	1	-----	-----	-----	*	5	26
P	O	----	1005-649-9272	GRIP, PISTOL: RH, WOOD, CHECKERED 7790350 (19205)	EA	1	-----	-----	-----	*	5	27
P	O	----	1005-649-9271	GRIP, PISTOL: RH, WOOD, CHECKERED 7790349 (10205)	EA	1	-----	-----	-----	*	5	28
P	O	----	1005-601-9022	BUSHING, STOCK SCREW: RECEIVER ASSY 6019022 (19206)	EA	1	-----	-----	-----	*	5	29
P	O	----	1005-501-3195	PLUNGER, SAFETY: 5013195 (19205)	EA	1	-----	-----	-----	*	5	30
P	O	----	1005-501-3194	SPRING, HELICAL, COMPRES- SION: S, 0.018 MTL SIZE, 0.104 FREE OD, 14-1/2 COILS, PLUNGER 5013194 (19205)	EA	1	-----	-----	-----	*	5	31
P	O	----	1005-501-3193	PLUNGER, SLIDE STOP: 5013193 (19205)	EA	1	-----	-----	-----	*	6	32
P	O	----	1005-600-8594	TUBE, PLUNGER: 6008594 (19205)	EA	1	-----	-----	-----	*	5	33
X1		-----	-----	RECEIVER: ASSY 6608889-----		1	-----	-----	-----		5	34

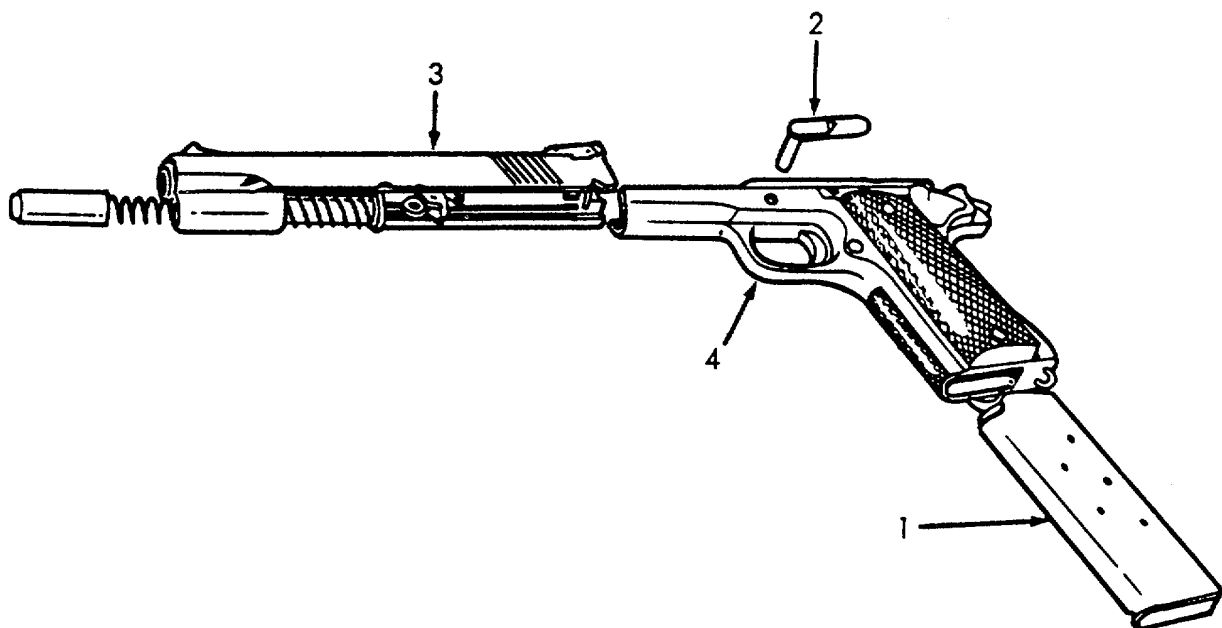
## Section V. SPECIAL TOOLS AND EQUIPMENT

(1) Source, Maint. And Recov. code			(2)  Federal Stock Number	(3)  Description	(4)  Unit Of Meas	(5)  Qty Inc In Unit	(6) 15-Day Organizational Maintenance Alw				(7) Illus- Tration	
(A)	(B)	(C)					(A)	(B)	(C)	(D)	(A)	(B)
Source	Maint.	Recov.					1-5	6-20	21-50	51-100	Fig. No.	Item No.
			1005-560-4036 1005-556-4102	<b>TOOLS AND EQUIPMENT</b> BRUSH, CLEANING, SMALL ARMS: M5, BORE 55604036 (19205) ROD, CLEANING, SMALL ARMS: M4, CAL. .45, 5564102 (19205) MAINTENANCE TOOLS AND EQUIPMENT THE 15-DAY LEVEL IS NOT APPLICABLE. TOOLS AND EQUIPMENT NEC- ESSARY FOR ORGANIZA- TIONAL MAINTENANCE OF THE M1911AI NATIONAL MATCH PISTOLS ARE ISSUED UNDER THE AUTHORITY OF TA 60-18.	EA EA	10 1	-----	-----	-----	*	6	1
							-----	-----	-----	*	6	2

## Section VI. INDEX-FEDERAL STOCK NUMBER AND PART NUMBER CROSS REFERENCE TO FIGURE AND ITEM NUMBER

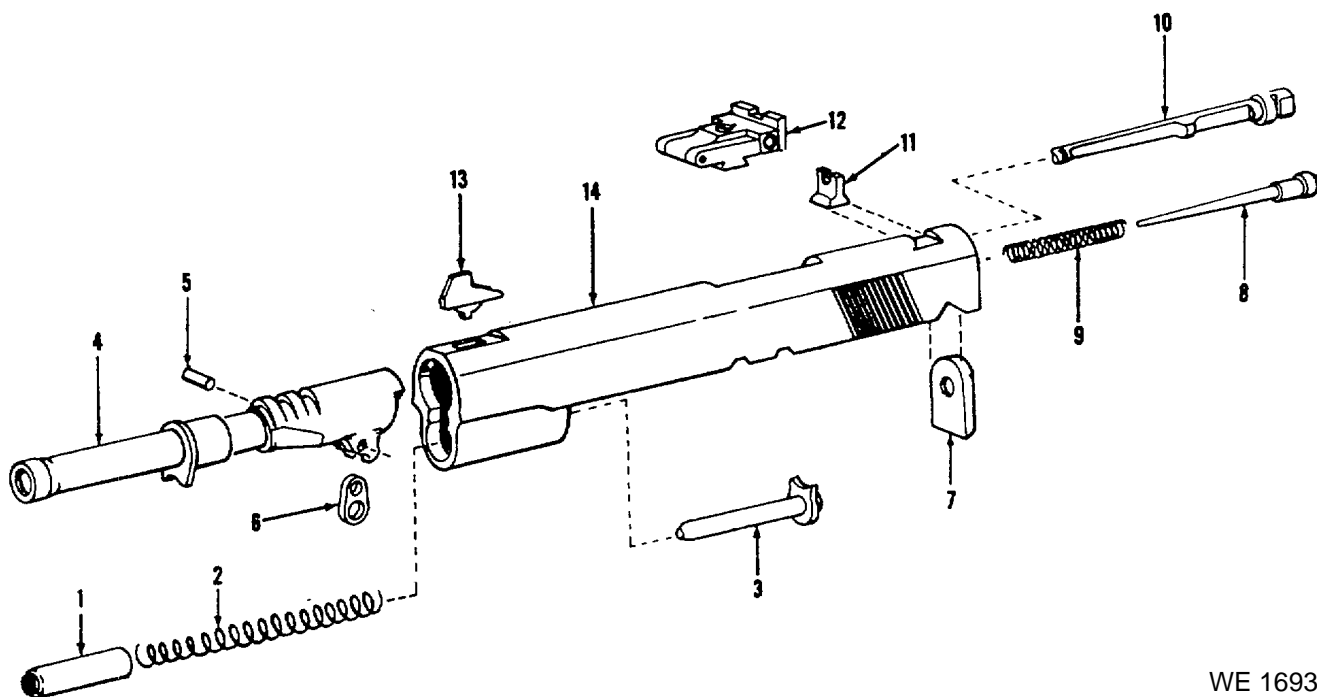
STOCK NUMBER	FIG.	ITEM	STOCK NUMBER	FIG.	ITEM
1005-501-3193	5	32	1005-600-8600	5	15
1005-501-3194	5	31	1005-600-8602	5	12
1005-501-3195	5	30	1005-600-8603	5	19
1005-501-3200	4	2	1005-600-8609	5	20
1005-501-3201	4	1	1005-601-9022	5	29
1005-501-3204	4	9	1005-649-9271	5	28
1005-501-3205	4	7	1005-649-9272	5	27
1005-501-3208	5	6	1005-650-1828	5	3
1006-501-3212	5	2	1005-751-9109	4	6
1005-501-3213	5	7	1006-798-7578	5	23
1005-501-3214	5	10	1005-869-7964	4	12
1005-501-3217	5	22	1005-903-8192	5	25
1005-501-3218	5	21	1005-976-9244	4	4
1005-550-3840	5	1	1005-980-1743	5	16
1005-550-4036	6	1	1005-987-8948	4	14
1005-55S-8694	3	1	1005-994-9512	1	—
1005-556-4058	5	8		2	—
1005-556-4102	6	2	5305-601-9023	5	26
1005-586-0777	4	13	5316-501-3199	4	5
1005-586-0778	4	11	5316-501-3203	5	24
1005-592-9974	5	18	5315-501-3206	5	13
1005-600-8594	6	33	5315-501-3207	5	14
1005-400-8595	3	2	5315-501-3209	6	5
1005-600-8597	4	3	5315-501-3210	5	4
1005-600-8598	4	10	5315-501-3211	5	17
1005-600-8599	4	8	5315-844-4790	5	9

Part No.	Mfr. No.	Fig. No.	Item No.	Part No.	Mfr. No.	Fig. No.	Item No.
MS 16562-25	96906	5	9	6008594	19205	5	33
5013193	19205	5	32	6008595	19205	3	2
5013194	19205	5	31	6008597	19205	4	3
5013195	19205	5	30	6008598	19205	4	10
5013199	19206	4	5	6008599	19205	4	8
5013200	19205	4	2	6008600	19205	5	15
5013201	19205	4	1	6008602	19205	5	12
6013203	19206	5	24	6008603	19205	5	19
5013204	19205	4	9	6008609	19205	5	20
5013205	19205	4	7	6019022	19205	6	29
5013206	19205	6	13	6019023	19205	5	26
5013207	19205	5	14	6058389	—	5	34
5013208	19205	5	6	6501828	19205	5	3
5013209	19205	5	5	7268058	19205	5	18
5013210	19205	5	4	7268316	19205	4	13
E013211	19205	5	17	7268317	19205	4	11
5013212	19205	5	2	7790349	19205	5	28
5013213	19205	5	7	7790350	19205	5	27
5013214	19205	5	10	7790803	19205	5	16
5013217	19205	5	22	7790893	19205	4	6
5013218	19205	5	21	7791047	19205	5	23
5503840	19205	5	1	7791435	19205	4	14
5503841	—	5	11	7791469	19205	4	4
5504036	19205	6	1	8426674	19204	1	—
5508694	19205	3	1			2	—
5564058	19205	5	8			4	12
5564102	19205	6	2	11010180	19205	5	25
				11010485	19205		



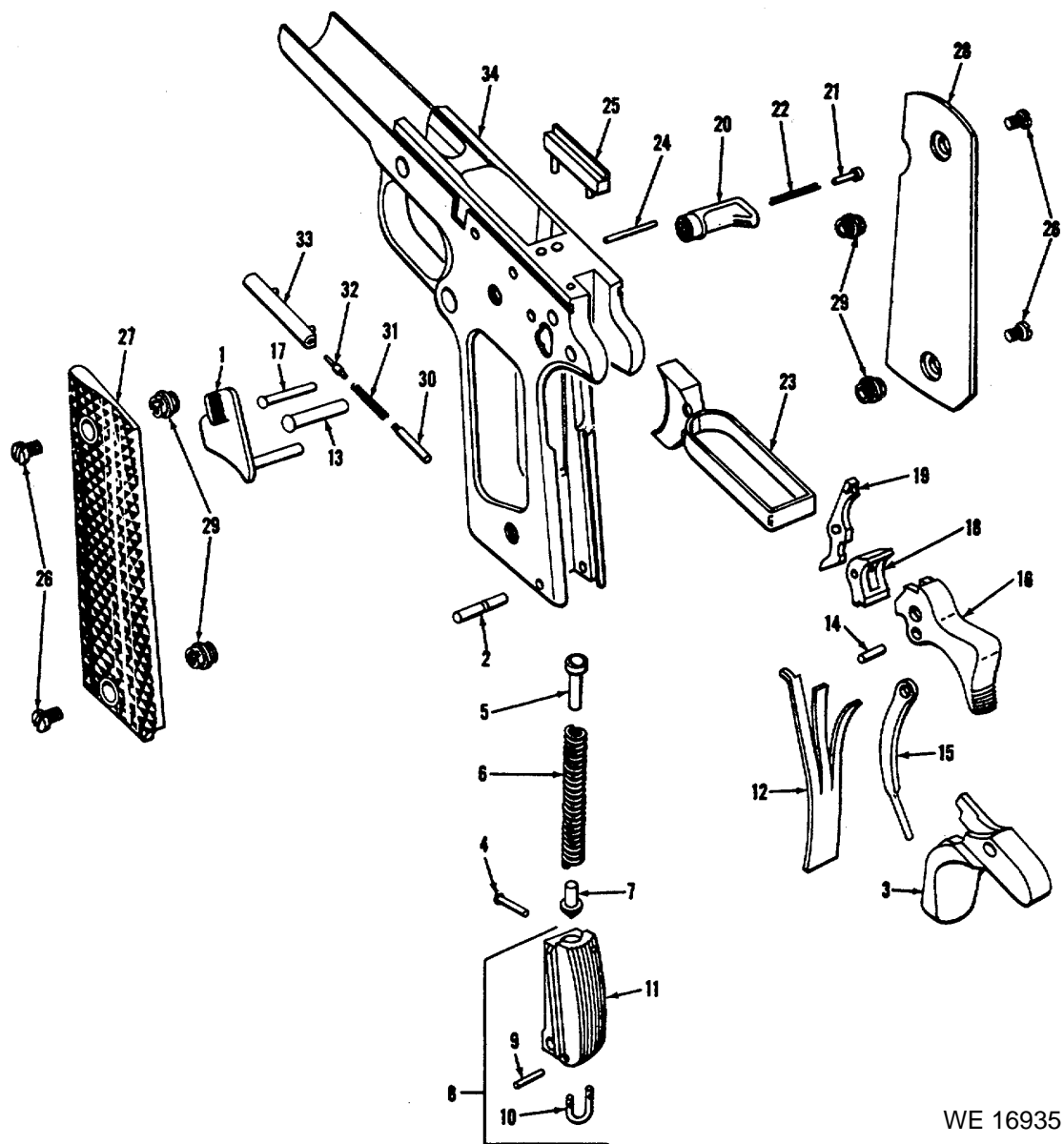
AR 912271

Figure 3. Caliber .45 Automatic Pistol M1911A1, National Match, w/adjustable rear sight-major groups and assemblies-exploded view



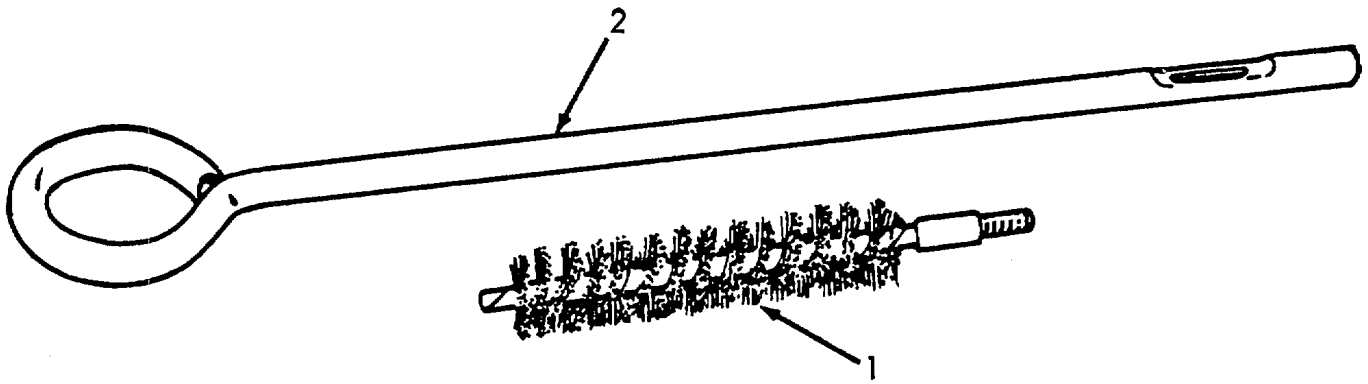
WE 16934

Figure 4. Slide group-exploded view



WE 16935

Figure 5. Receiver group--exploded view



AR 912272

*Figure 6. Tools and equipment*

By Order of the Secretary of the Army:

Official:

KENNETH G. WICKHAM,  
*Major General, United States Army,  
The Adjutant General*

HAROLD K. JOHNSON,  
*General, United States Army,  
Chief of Staff.*

Distribution:

To be distributed in accordance with DA Form 12-40, Organizational maintenance requirements, applicable to Pistol, Caliber .45, Automatic, M1911A1.

\*U.S. GOVERNMENT PRINTING OFFICE: 1991 - 281-486/42492



By Order of the Secretary of the Army:

VERNE L. BOWERS  
*Major General, United States Army*  
*The Adjutant General*

CREIGHTON W. ABRAMS  
*General, United States Army*  
Official: *Chief of Staff*

Distribution:

To be distributed in accordance with DA Form 12-40 (qty rqr block No. 116) Organizational Maintenance requirements for Pistol, Caliber .45, Automatic, M1911A1.

RECOMMENDED CHANGES TO EQUIPMENT TECHNICAL PUBLICATIONS



THEN... JOT DOWN THE  
DOPE ABOUT IT ON THIS  
FORM, CAREFULLY TEAR IT  
OUT, FOLD IT AND DROP IT  
IN THE MAIL!

**SOMETHING WRONG** WITH THIS PUBLICATION?

FROM: (PRINT YOUR UNIT'S COMPLETE ADDRESS)

DATE SENT

PUBLICATION NUMBER

PUBLICATION DATE

PUBLICATION TITLE

BE EXACT... PIN-POINT WHERE IT IS

PAGE  
NO.

PARA-  
GRAPH

FIGURE  
NO.

TABLE  
NO.

IN THIS SPACE TELL WHAT IS WRONG  
AND WHAT SHOULD BE DONE ABOUT IT:

PRINTED NAME, GRADE OR TITLE, AND TELEPHONE NUMBER

SIGN HERE:

DA FORM 2028-2  
1 JUL 79

PREVIOUS EDITIONS  
• ARE OBSOLETE.

P.S.—IF YOUR OUTFIT WANTS TO KNOW ABOUT YOUR  
RECOMMENDATION MAKE A CARBON COPY OF THIS  
AND GIVE IT TO YOUR HEADQUARTERS.

TEAR ALONG PERFORATED LINE



This fine document...

Was brought to you by me:



### [Liberated Manuals -- free army and government manuals](#)

Why do I do it? I am tired of sleazy CD-ROM sellers, who take publicly available information, slap “watermarks” and other junk on it, and sell it. Those masters of search engine manipulation make sure that their sites that sell free information, come up first in search engines. They did not create it... They did not even scan it... Why should they get your money? Why are not letting you give those free manuals to your friends?

I am setting this document FREE. This document was made by the US Government and is NOT protected by Copyright. Feel free to share, republish, sell and so on.

I am not asking you for donations, fees or handouts. If you can, please provide a link to [liberatedmanuals.com](http://liberatedmanuals.com), so that free manuals come up first in search engines:

<A HREF=<http://www.liberatedmanuals.com/>>Free Military and Government Manuals</A>

- Sincerely  
Igor Chudov  
<http://igor.chudov.com/>
- [Chicago Machinery Movers](#)