

---

**TECHNICAL MANUAL**

**AVIATION UNIT AND AVIATION  
INTERMEDIATE MAINTENANCE  
REPAIR PARTS AND SPECIAL TOOLS LIST**

**FOR**

**OXYGEN SERVICING UNIT  
PART NO. AA1730-1315  
NSN 1730-00-435-7817**

**“Approved for public release; distribution is unlimited.”**

---

**HEADQUARTERS, DEPARTMENT OF THE ARMY  
27 MAY 1987**



CHANGE }  
NO. 1 }

HEADQUARTERS  
DEPARTMENT OF THE ARMY  
WASHINGTON, D.C., 7 December 1988

AVIATION UNIT AND AVIATION  
INTERMEDIATE MAINTENANCE  
REPAIR PARTS AND SPECIAL TOOLS LIST

FOR

OXYGEN SERVICING UNIT

PART NO. AA1730-1315  
NSN 1730-00-435-7817

TM 55-1730-226-23P, 27 May 1987, is changed as follows:

1. Remove and insert pages as indicated below. New or changed text material is indicated by a vertical bar in the margin. An illustration change is indicated by a miniature pointing hand.

Remove pages

i / i i  
Fig (1 of 2)  
1-1 and 1-2 (Section II)  
1-1 and 1-2 (Section IV)  
1-3/1-4

Insert pages

i / i i  
Fig (2 of 2)  
1-1 and 1-2 (Section II)  
1-1 and 1-2 (Section IV)  
1-3/1-4

2. Retain this sheet in front of manual for reference purposes.

**By Order of the Secretary of the Army:**

**Official:**

**CARL E. VUONO**  
*General, United States Army*  
*Chief of Staff*

**WILLIAM J. MEEHAN 11**  
***Brigadier General, United States Army***  
***The Adjutant General***

**DISTRIBUTION:**

To be distributed in accordance with DA Form 12-31, AVUM and AVIM requirements for All Fixed and Rotary Wing Aircraft.



TECHNICAL MANUAL  
NO, 55-1730-226-23P

HEADQUARTERS  
DEPARTMENT OF THE ARMY  
WASHINGTON, D. C., 27 May 1987

AVIATION UNIT AND AVIATION  
INTERMEDIATE MAINTENANCE  
REPAIR PARTS AND SPECIAL TOOLS LIST  
FOR

OXYGEN SERVICING UNIT

PART NO. AA1730-1315  
NSN 1730-00-435-7817

CURRENT AS OF 27 SEPTEMBER 1988

REPORTING ERRORS AND RECOMMENDING IMPROVEMENTS

You can improve this manual, If you find any mistake or if you know of a way to improve the procedures, please let us know. Mail your letter, DA Form 2028 (Recommended Changes to Publications and Blank Forms), or DA Form 2028-2 located in the back of this manual direct to: Commander, US Army Aviation Systems Command, ATTN: AMSAV-MMD 4300 Goodfellow Boulevard, St. Louis, MO 63120.1798. A reply will be furnished directly to you.

TABLE OF CONTENTS

		Listing Page	Illus Figure
Section I	INTRODUCTION .....	1	
Section II	REPAIR PARTS LIST. ....	1-1	
Group 01	Oxygen Servicing Unit Assembly.....	1-1	1
Section III	SPECIAL TOOLS LIST (Nonapplicable) .....		
Section IV	NATIONAL STOCK NUMBER AND PART NUMBER INDEX .....	1-1	



## SECTION I. INTRODUCTION

**1. Scope.** This RPSTL lists and authorizes spares and repair parts; special tools; special test, measurement, and diagnostic equipment (TMDE); and other special support equipment required for performance of Aviation Unit and Aviation Intermediate maintenance of the Oxygen Servicing Unit. It authorizes the requisitioning, issue, and disposition of spares, repair parts and special tools as indicated by the source, maintenance and recoverability (SMR) codes.

**2. General.** In addition to Section I, Introduction, this Repair Parts and Special Tools List is divided into the following sections:

*a. Section II. Repair Parts List.* A list of spares and repair parts authorized by this RPSTL for use in the performance of maintenance. The list also includes parts which must be removed for replacement of the authorized parts. Parts lists are composed of functional groups in ascending alphanumeric sequence, with the parts in each group listed in ascending figure and item number sequence. Bulk materials are listed in item name sequence. Repair parts kits are listed separately in their own functional group within Section 11. Repair parts for repairable special tools are also listed in this section. Items listed are shown on the associated illustration(s) figure(s).

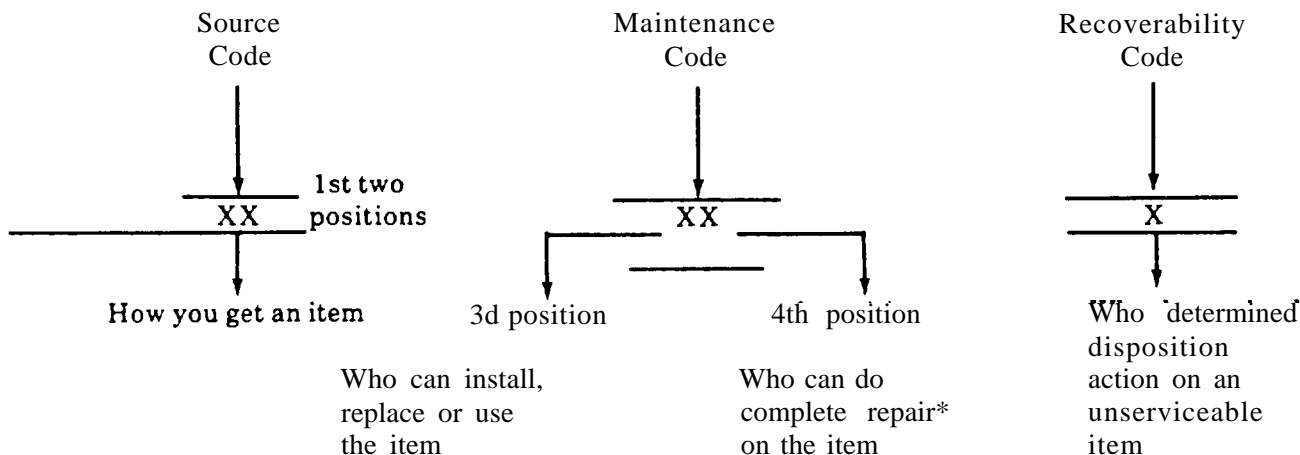
*b. Section III. Special Tools List.* A list of special tools, special TMDE, and other special support equipment authorized by this RPSTL (as indicated by Basis of Issue (BOI) information in DESCRIPTION AND USABLE ON CODE column) for the performance of maintenance. (Not applicable)

*c. Section IV. National Stock Number and Part Number Index.* A list, in National Item Identification Number (NIIN) sequence, of all National stock numbered items appearing in the listing, followed by a list in alphanumeric sequence of all part numbers appearing in the listings. National stock numbers and part numbers are cross-referenced to each illustration figure and item number appearance.

### 3. Explanation of Columns (Sections II and III).

*a. Item No. (Column (1)).* Indicates the number used to identify items called out in the illustration.

*b. SMR Code (Column (2)).* The Source, Maintenance, and Recoverability (SMR) code is a 5-position code containing supply/requisitioning information, maintenance category authorization criteria, and disposition instruction, as shown in the following breakout:



\*Complete Repair: Maintenance capacity, capability, and authority to perform all corrective maintenance tasks of the "Repair" function in a use/user environment in order to restore serviceability to a failed item.

(1) **Source Code.** The source code tells you how to get an item needed for maintenance, repair, or overhaul of an end item equipment. Explanations of source codes follows:

**Code****Explanation**

PA  
PB  
PC\*\*  
PD  
PE  
PF  
PG

Stocked items; use the applicable NSN to request / requisition items with these source codes. They are authorized to the category indicated by the code entered in the 3d position of the SMR code.

\*\*NOTE Items coded PC are subject to deterioration.

KD  
KF  
KB

Items with these codes are not to be requested/requisitioned individually. They are part of a kit which is authorized to the maintenance category indicated in the 3d position of the SMR code, The complete kit must be requisitioned and applied,

**Code****Explanation**

MO- (Made at org/  
AVUM Level)  
MF- (Made at DS/  
AVUM Level)  
MH- (Made at GS  
Level)  
ML- (Made at Spe-  
cialized Repair  
Act (SRA))  
MD- (Made at Depot)

Items with these codes are not to be requested requisitioned individually. They must be made from bulk material which is identified by the part number in the DESCRIPTION AND USABLE ON CODE (UOC) column and listed in the Bulk Material group of the repair parts list in this RPSTL. If the item is authorized to you by the 3d position code of the SMR code, but the source code indicates it is made at a higher level, order the item from the higher level of maintenance.

**Code****Explanation**

AO- (Assembled by  
org/AVUM Level)  
AF- (Assembled by  
DS/AVIM Level)  
AH- (Assembled by  
GS Category)  
AL- (Assembled by  
SRA)  
AD- (Assembled by  
Depot)

Items with these codes are not to be requested requisitioned individually. The parts that make up the assembled item must be requisitioned or fabricated and assembled at the level of maintenance indicated by the source code, If the 3d position code of the SMR code authorizes you to replace the item, but the source code indicates the item is assembled at a higher level, order the item from the higher level of maintenance.

XA - Do not requisition an "XA"-coded item. Order its next higher assembly. (Also, refer to the NOTE below.)

XB - If an "XB" item is not available from salvage, order it using the FSCM and part number given.

XC - Installation drawing, diagram, instruction sheet, field service drawing, that is identified by manufacturer's part number.

XD - Item is not stocked. Order an "XD"-coded item through normal supply channels using the FSCM and part number given, if no NSN is available.

NOTE: Cannibalization or controlled exchange, when authorized, may be used as a source of supply for items with the above source codes, except for those source coded "XA" or those aircraft support items restricted by requirements of AR 700-42.



(2) **Maintenance Code.** Maintenance codes tell you the level (s) of maintenance authorized to USE and REPAIR support items. The maintenance codes are entered in the third and fourth positions of the SMR Code as follows:

(a) The maintenance code entered in the third position tells you the lowest maintenance level authorized to remove, replace, and use an item. The maintenance code entered in the third position will indicate authorization to one of the following levels of maintenance.

<b>Code</b>	<b>Application/Explanation</b>
c	-Crew or operator maintenance done within organizational or aviation unit maintenance.
o	-Organizational or aviation unit category can remove, replace, and use the item.
F	-Direct support or aviation intermediate level can remove, replace, and use the item.
H	-General support level can remove, replace, and use the item.
L	-Specialized repair activity can remove, replace, and use the item.
D	-Depot level can remove, replace, and use the item.

(b) The maintenance code entered in the fourth position tells whether or not the item is to be repaired and identifies the lowest maintenance level with the capability to do complete repair (i.e., perform all authorized repair functions.) (NOTE: Some limited repair may be done on the item at a lower level of maintenance, if authorized by the Maintenance Allocation Chart (MAC) and SMR codes.) This position will contain one of the following maintenance codes.

<b>Code</b>	<b>Application/Explanation</b>
o	-Organizational or (aviation unit) is the lowest level that can do complete repair of the item.
F	-Direct support or aviation intermediate is the lowest level that can do complete repair of the item.
H	-General support is the lowest level that can do complete repair of the item.
L	-Specialized repair activity (designate the specialized repair activity) is the lowest level that can do complete repair of the item.
D	-Depot is the lowest level that can do complete repair of the item.
z	-Nonreparable. No repair is authorized.
B	-No repair is authorized. (No parts or special tools are authorized for the maintenance of a "B" coded item), However, the item may be reconditioned by adjusting, lubricating, etc., at the user level.

(3) *Recoverability Code*. Recoverability codes are assigned to items to indicate the disposition action on unserviceable items. The recoverability code is entered in the fifth position of the SMR Code as follows:

Recoverability Codes	Application/Explanation
z	-Nonreparable item. When unserviceable, condemn and dispose of the item at the level of maintenance shown in 3d position of SMR Code,
o	-Reparable item. When uneconomically reparable, condemn and dispose of the item at organizational or aviation unit level.
F	-Reparable item. When uneconomically reparable, condemn and dispose of the item at the direct support or aviation intermediate level.
H	-Reparable item. When uneconomically reparable, condemn and dispose of the item at the general support level.
D	-Reparable item. When beyond lower level repair capability, return to depot. Condemnation and disposal of item not authorized below depot level.
L	-Reparable item. Condemnation and disposal not authorized below specialized repair activity (SRA).
A	-Item requires special handling or condemnation procedures because of specific reasons (e.g., precious metal content, high dollar value, critical material, or hazardous material). Refer to appropriate manuals /directives for specific instructions.

c. *FSCM (column (3))*. The Federal Supply code for Manufacturer (FSCM) is a 5-digit numeric code which is used to identify the manufacturer, distributor, or Government agency, etc., that supplies the item.

d. *Part Number (Column (4))*. Indicates the primary number used by the manufacturer (individual, company, firm, corporation, or Government activity), which controls the design and characteristics of the item by means of its engineering drawings, specification standards, and inspection requirements to identify an item or range of items.

NOTE: When you use a NSN to requisition an item, the item you receive may have a different part number from the part ordered.

e. *Description and Usable On Code (UOC) (Column (5))*. This column includes the following information:

(1) The Federal item name and, when required, a minimum description to identify the item.

(2) The physical security classification of the item is indicated by the parenthetical entry (insert applicable physical security classification abbreviation, e.g., Phy Sec Cl (C) - Confidential, Phy Sec Cl (S) - Secret, Phy Sec Cl (T) - Top Secret).

(3) Items that are included in kits and sets are listed below the name of the kit or set.

(4) Spare / repair parts that make up an assembled item are listed immediately following the assembled item line entry.

(5) Part numbers for bulk materials are referenced in this column in the line item entry for the item to be manufactured fabricated.

(6) When the item is not used with all serial numbers of the same model, the effective serial numbers are shown on the last line(s) of the description (before UOC).

(7) The usable on code, when applicable (see paragraph 5, Special information).

(8) In the Special Tools List section, the basis of issue (BOI) appears as the last line(s) in the entry for each special tool, special TM DE, and other special support equipment. When density of equipments supported exceeds density spread indicated in the basis of issue, the total authorization is increased proportionately.

(9) The statement "END OF FIGURE" appears just below the last item description in Column 5 for a given figure in both Section 11 and Section III.

*f. QTY (Column (6)).* The QTY (quantity per figure column) indicates the quantity of the item used in the breakout shown on the illustration figure, which is prepared for a functional group, subfunctional group, or an assembly. A "V" appearing in this column in lieu of a quantity indicates that the quantity is variable and the quantity may vary from application to application.

#### **4. Explanation of Columns (Sect. IV).**

##### *a. National Stock Number (NSN) Index.*

(1) *Stock Number Column.* This column lists the NSN by National item identification number (NIIN) sequence. The NIIN consists of the last nine digits of the NSN (i.e., 5305-01-674-1467).when using this NSN NIIN column to locate an item, ignore the first 4 digits of the NSN. However, the complete NSN should be used when ordering items by stock number.

(2) *Fig. Column.* This column lists the number of the figure where the item is identified / located. The figures are in numerical order in Section II and Section 111,

(3) *Item Column.* The item number identifies the item associated with the figure listed in the adjacent FIG, column. This item is also identified by the NSN listed on the same line.

*b. Part Number Index.* Part numbers in this index are listed by part number in ascending alphanumeric sequence (i.e., vertical arrangement of letter and number combination which places the first letter or digit of each group in order A through Z, followed by the numbers O through 9 and each following letter or digit in like order).

(1). *FSCM Column.* The Federal Supply Code for Manufacturer (FSCM) is a 5-digit numeric code used to identify the manufacturer, distributor, or Government agency, etc., that supplies the item.

(2) *Part Number Column.* Indicates the primary number used by the manufacturer (individual, firm, corporation, or Government activity), which controls the design and characteristics of the item by means of its engineering drawings, specifications standards, and inspection requirements to identify an item or range of items,

(3) *Stock Number Column.* This column lists the NSN for the associated part number and manufacturer identified in the Part Number and FSCM Columns to the left.

(4) *FIG. Column.* This column lists the number of the figure where the item is identified/ located in Section 11 and III.

(5) *Item Column.* The item number is that number assigned to the item as it appears in the figure referenced in the adjacent figure number column.

**5. Special Information.** Use the following subparagraphs as applicable:

*a. Usable On Code.* The usable on code appears in the lower left corner of the Description column heading. Usable on codes are shown as “UOC: . . .” in the Description Column (justified left) on the first line applicable item description/nomenclature. Uncoded items are applicable to all models. Identification of the usable on codes used in the RPSTL are:

Code	Used On	
PAA	Model M114	
PAB	Model M114A	(These codes and model numbers
PAC	Model M114B	are examples only)

*b. Index Numbers.* Items which have the word BULK in the figure column will have an index number shown in the item number column. This index number is a cross-reference between the National Stock Number/Part Number Index and the bulk material list in Section 11.

*c. Associated Publications.* The publication(s) listed below pertain to (insert applicable equipment nomenclature) and its components:

Publication	Short Title
TM 55-1730-226-13	Operator, AVUM and AVIM Maintenance Manual

NOTE: Associated publications shall not be listed herein combined narrative and RPSTL manuals.

**6. How to Locate Repair Parts.***a. When National Stock Number or Part Number is Not Known,*

(1) *First.* Using the table of contents, determine the assembly group or subassembly group to which the item belongs. This is necessary since figures are prepared for assembly groups and subassembly groups, and listings are divided into the same groups.

(2) *Second.* Find the figure covering the assembly group or subassembly group to which the item belongs.

(3) *Third.* Identify the item on the figure and note the item number.

(4) *Fourth.* Refer to the Repair Parts List for the figure to find the part number for the item number noted on the figure.

(5) *Fifth.* Refer to the Part Number Index to find the NSN, if assigned.

*b. When National Stock Number or Part Number is Known:*

(1) *First.* Using the Index of National Stock Numbers and Part Numbers, find the pertinent National Stock Number or Part Number. The NSN index is in National Item Identification Number (NIIN) sequence (see 4a(1)). The part numbers in the Part Number index are listed in ascending alphanumeric sequence (see 4b). Both indexes cross-reference you to the illustration figure and item number of the item you are looking for.

(2) *Second.* After finding the figure and item number, verify that the item is the one you're looking for, then locate the item number in the repair parts list for the figure.

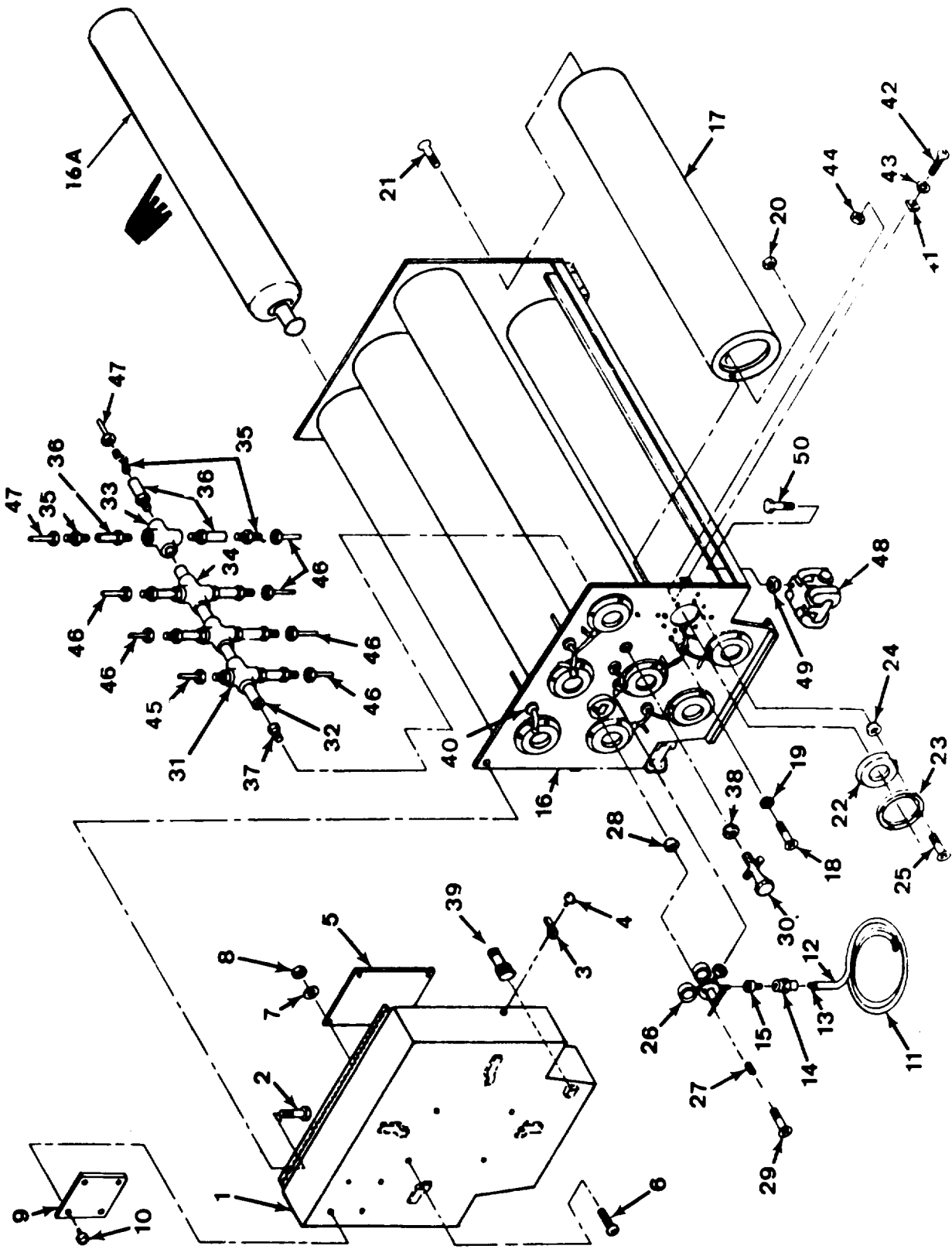


Figure 1 Oxygen Servicing Unit, Exploded View (Sheet 1 of 2)

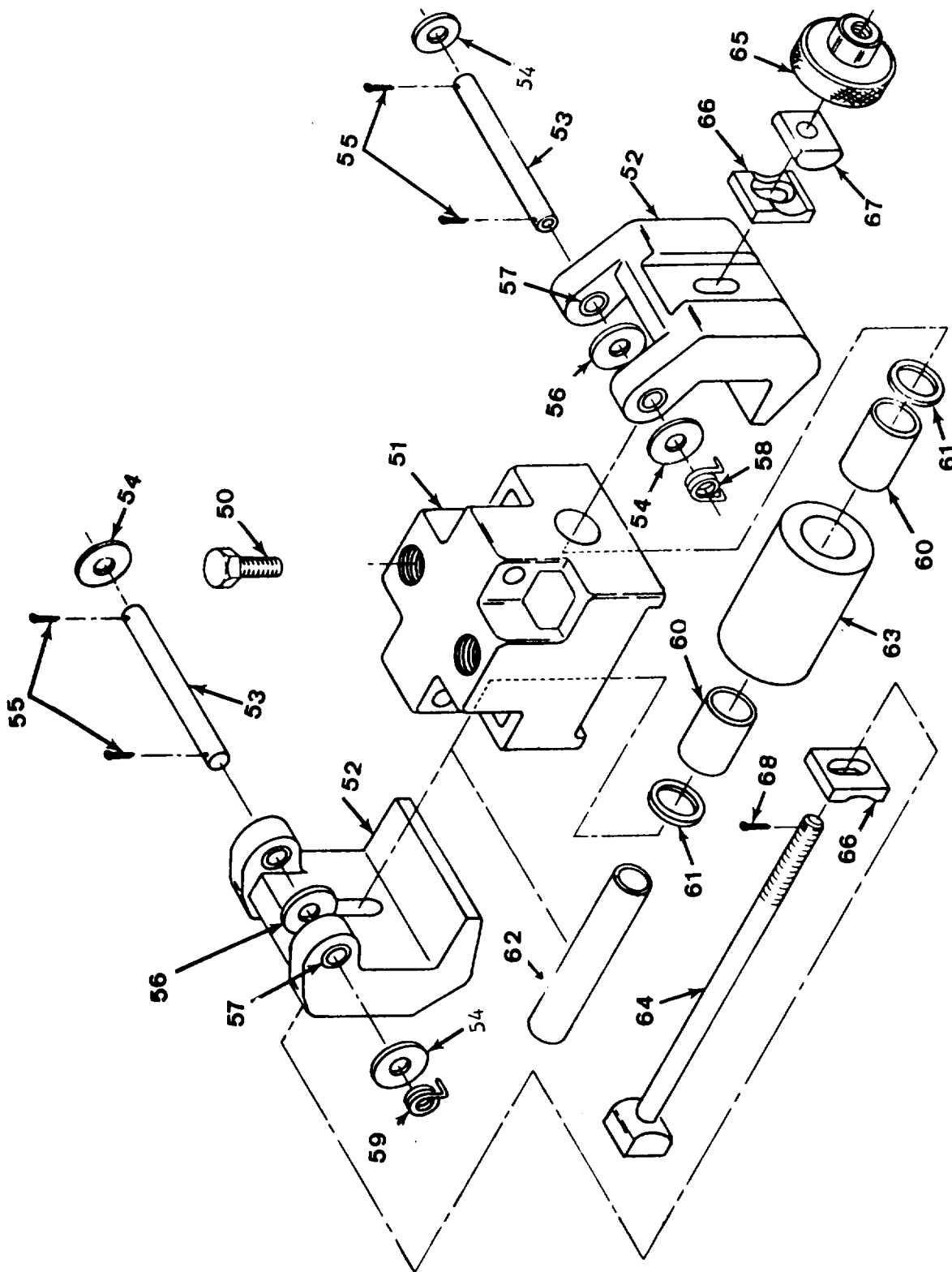


Figure 1 Oxygen Servicing Unit, Exploded View (Sheet 2 of 2)

(1) ITEM NO	(2) SMR CODE	(3) FSCM	(4) PART NUMBER	(5) DESCRIPTION AND USABLE ON CODES(UOC)	(6) QTY
GROUP 01. OXYGEN SERVICING UNIT.					
FIGURE 1. OXYGEN SERVICING UNIT, EXPLODED VIEW.					
1	XDFZZ	81996	AA-1730-1315-8	COVER.....	1
2	PAFZZ	96906	MS35190-238	.SCREW,MACHINE.....	17
3	PAFZZ	71286	69L4-1-3BA	.CATCH,CLAMPING.....	2
4	PAFZZ	96906	MS20470D3-5	.RIVET,SOLID.....	4
5	XDOZZ	81996	COMM	.OPERATING INSTRUCT.....	1
6	PAFZZ	96906	MS35206-227	.SCREW,MACHINE.....	4
7	PAFZZ	88044	AN960-6L	.WASHER,FLAT.....	4
8	PAFZZ	96906	MS35649-262	.NUT,PLAIN,HEXAGON.....	4
9	XDFZZ	96906	MS63045-1	.PLATE,IDENT.....	1
10	PAFZZ	96906	MS20470D5-5	.RIVET,SOLID.....	4
11	PBOZZ	81996	AA-1730-1315-10	HOSE ASSEMBLY.....	1
12	XAOZZ	30327	K404	.HOSE,1/4 ID 25 FT.....	1
13	XAOZZ	30327	BT04-04MC	.COUPLING,STYLE K4.....	2
14	XAOZZ	30780	1/4GGB	.CONNECTOR,PIPE.....	2
15	XAOZZ	56028	540(FOR OXYGEN)	.CONNECTOR REG INLET.....	2
16	XDFZZ	81996	AA-1730-1315-1	FRAME.....	1
* 16A	PBOZZ	81349	MIL-0-27210	OXYGEN, AVIATOR'S Br .....	8
17	XDFZZ	81996	AA-1730-1315-2	TUBE,REMOVABLE.....	2
18	PAFZZ	96906	MS35190-291	SCREW,MACHINE.....	8
19	PAFZZ	96906	MS35338-44	WASHER,LOCK.....	11
20	PAFZZ	96906	MS35691-1	NUT,PLAIN,HEXAGON.....	8
21	PAFZZ	96906	MS35190-287	SCREW,MACHINE.....	6
22	XDFZZ	81996	AA-1730-1315-6	NUT.....	8
23	XDFZZ	81996	AA-1730-1315-3	RING.....	8
24	PAFZZ	29372	KNL-1024J	INSERT,SCREW THREAD.....	64
25	PAFZZ	96906	MS35190-273	SCREW,MACHINE.....	64
26	PBFZZ	63026	SR3BJ-540	REGULATOR,OXYGEN.....	1
27	XDFZZ	81996	AA-1730-1315-4	.HOLDDOWN,REGULATOR.....	1
28	PAFZZ	29372	KNL428	.INSERT,SCREW THREAD.....	3
29	PAFZZ	96906	MS90727-15	.SCREW,CAP,HEXAGON H.....	3
30	XDFZZ	58553	1100X17-540D	.VALVE,MANIFOLD.....	1
31	XDFZZ	81996	AA-1730-1315-9	MANIFOLD ASSY.....	1
32	XDFZZ	81349	MIL-T-20168	.TUBE,SEAMLESS.....	1
33	XDFZZ	06023	1225-4	.CROSS.....	1
34	XDFZZ	06023	1225-3	.CROSS.....	3
35	XDFZZ	06023	1870	.UNION.....	9
36	XDFZZ	86786	452-1/2SS	.VALVE,CHECK.....	8
37	XDFZZ	81996	AA-1730-1315-5	.ADAPTER,TUBE.....	1
38	XDFZZ	96906	MS35691-96	.NUT,JAM.....	1
39	PBFZZ	81996	AA-1730-1315-7	.FITTING,OXYGEN SERV.....	1
40	XDFZZ	81996	AA-1730-1315-11	GROMMET.....	5
41	PAFZZ	71826	69L19-1-1AA	LATCH,HOOK.....	2
42	PAFZZ	96906	MS35206-207	SCREW,MACHINE.....	2
43	PAFZZ	96906	MS35338-39	WASHER,LOCK.....	2
44	PAFZZ	96906	MS35338-222	NUT,PLAIN HEXAGON.....	2
45	XDFZZ	56028	908X903-14	PIGTAIL,WITH ENDS.....	1
46	XDFZZ	56028	3X908-14	PIGTAIL,WITH ENDS.....	5
47	XDFZZ	56028	6X908-14	PIGTAIL,WITH ENDS.....	3

## SECTION II

TM 55-1730-226-23P

(1) ITEM NO	(2) SMR CODE	(3) FSCM	(4) PART NUMBER	(5) DESCRIPTION AND USABLE ON CODES(UOC)	(6) QTY
48	PBOFZ	81996	AA-1730-1316	ROLLER ADAPTER ASSE.....	4
49	PAFZZ	80205	NAS1395-9L	.INSERT,SELF-LOCKING.....	2
50	PAFZZ	96906	MS90726-134	.SCREW,CAP,HEXAGON H.....	2
51	XDFZZ	81996	AA-1730-1316-2	.HOUSING.....	1
52	XDFZZ	81996	AA-1730-1316-1	.ARM.....	2
53	XDFZZ	81996	AA-1730-1316-11	.SHAFT.....	2
54	PAFZZ	96906	MS27183-17	.WASHER,FLAT.....	4
55	PAFZZ	96906	MS24665-351	.PIN,COTTER.....	4
56	XDFZZ	81996	AA-1730-1316-10	.SHIM.....	2
57	XDFZZ	71041	B79-5	.BUSHING.....	2
58	XDFZZ	81996	AA-1730-1316-9-1	.SPRING.....	1
59	XDFZZ	81996	AA-1730-1316-9-2	.SPRING.....	1
60	XDFZZ	71041	B1620-11	.BEARING,SLEEVE.....	2
61	PBFZZ	71041	T8-1624	.BEARING,WASHER,THRU.....	2
62	XDFZZ	81996	AA-1730-1316-7	.SLEEVE.....	1
63	XDFZZ	81996	AA-1730-1316-8	.ROLLER.....	1
64	XDFZZ	81996	AA-1730-1316-6	.SHAFT.....	1
65	PAFZZ	81996	AA-1730-1316-3	.NUT,PLAIN,KNURLED.....	1
66	XDFZZ	81996	AA-1730-1316-4	.WASHER,SLOTTED.....	2
67	XDFZZ	81996	AA-1730-1316-5	.WASHER,SWIVEL.....	1
68	PAFZZ	96906	MS39086-7	.PIN,SPRING.....	1

END OF FIGURE



## NATIONAL STOCK NUMBER AND PART NUMBER INDEX

NATIONAL STOCK NUMBER INDEX		NATIONAL STOCK NUMBER INDEX	
STOCK NUMBER	FIG.	ITEM	STOCK NUMBER
5315-00-045-8174	1	68	
5305-00-059-4553	1	2	
5320-00-117-6772	1	10	
5320-00-117-6803	1	4	
4730-00-148-8642	1	39	
5310-00-167-0832	1	7	
5305-00-267-8959	1	29	
5310-00-543-5060	1	43	
5310-00-582-5965	1	19	
3120-00-661-3043	1	61	
<b>*6830-00-782-2639</b>	<b>1</b>	<b>16A</b>	
5310-00-809-5997	1	54	
5315-00-839-5821	1	55	
5310-00-851-2674	1	20	
5305-00-902-9338	1	50	
5340-00-916-6541	1	24	
5310-00-934-9747	1	8	
5305-00-954-3938	1	42	
5305-00-954-4295	1	21	
5305-00-958-5247	1	18	
5305-00-958-5471	1	25	
5305-00-984-4984	1	6	
5340-00-984-7199	1	3	
1730-01-022-6971	1	48	
5310-01-128-4111	1	65	
4720-01-155-0625	1	11	
5340-01-200-7587	1	28	

## NATIONAL STOCK NUMBER AND PART NUMBER INDEX

FSCM	PART NUMBER	PART NUMBER INDEX STOCK NUMBER	FIG.	ITEM
81996	AA-1730-1315-1		1	16
81996	AA-1730-1315-10	4720-01-155-0625	1	11
81996	AA-1730-1315-11		1	40
81996	AA-1730-1315-2		1	17
81996	AA-1730-1315-3		1	23
81996	AA-1730-1315-4		1	27
81996	AA-1730-1315-5		1	37
81996	AA-1730-1315-6		1	22
81996	AA-1730-1315-7	4730-00-148-8642	1	39
81996	AA-1730-1315-8		1	1
81996	AA-1730-1315-9		1	31
81996	AA-1730-1316	1730-01-022-6571	1	48
81996	AA-1730-1316-1		1	52
81996	AA-1730-1316-10		1	56
81996	AA-1730-1316-11		1	53
81996	AA-1730-1316-2		1	51
81996	AA-1730-1316-3	5310-01-128-4111	1	65
81996	AA-1730-1316-4		1	66
81996	AA-1730-1316-5		1	67
81996	AA-1730-1316-6		1	64
81996	AA-1730-1316-7		1	62
81996	AA-1730-1316-8		1	63
81996	AA-1730-1316-9-1		1	58
81996	AA-1730-1316-9-2		1	59
88044	AN960-6L	5310-00-167-0832	1	7
30327	BT04-04MC		1	13
71041	B1620-11		1	60
71041	B79-5		1	57
81996	COMM		1	5
29372	KNL-1024J	5340-00-916-6541	1	24
29372	KNL428	5340-01-200-7587	1	28
30327	K404		1	12
<b>* 81349</b>	<b>MIL-0-27210</b>	<b>6830-00-782-2639</b>	<b>1</b>	<b>16A</b>
81349	MIL-T-20168		1	32
96906	MS2047003-5	5320-00-117-6803	1	4
96906	MS2047005-5	5320-00-117-6772	1	10
96906	MS24665-351	5315-00-839-5821	1	55
96906	MS27183-17	5310-00-809-5597	1	54
96906	MS35190-238	5305-00-055-4553	1	2
96906	MS35190-273	5305-00-958-5471	1	25
96906	MS35190-287	5305-00-954-4295	1	21
96906	MS35190-291	5305-00-958-5247	1	18
96906	MS35206-207	5305-00-954-3538	1	42
96906	MS35206-227	5305-00-984-4584	1	6
96906	MS35338-222		1	44
96906	MS35338-35	5310-00-543-5060	1	43
96906	MS35338-44	5310-00-582-5565	1	19
96906	MS35645-262	5310-00-934-9747	1	8

## NATIONAL STOCK NUMBER AND PART NUMBER INDEX

FSCM	PART NUMBER	PART NUMBER INDEX STOCK NUMBER	FIG.	ITEM
96906	MS35691-1	5310-00-851-2674	1	20
96906	MS35691-96		1	38
96906	MS35086-7	5315-00-045-8174	1	68
96906	MS63045-1		1	9
96906	MS90726-134	5305-00-902-9338	1	50
96906	MS90727-15	5305-00-267-8559	1	29
80205	NAS1395-9L		1	49
63026	SK3BJ-540		1	26
71041	TB-1624	3120-00-661-3043	1	61
30780	1/4GG8		1	14
58553	1100X17-540C		1	30
06023	1225-3		1	34
06023	1225-4		1	33
06023	1870		1	35
56028	3X908-14		1	46
86786	452-1/2SS		1	36
56028	540(FOR OXYGEN)		1	15
56028	6X908-14		1	47
71826	69L19-1-1AA		1	41
71286	69L4-1-3BA	5340-00-984-7199	1	3
56028	908X903-14		1	45



**By Order of the Secretary of the Army:**

**Official:**

**JOHN A. WICKHAM, JR.**  
***General, United States Army***  
***Chief of Staff***

**R. L. DIL WORTH**  
***Brigadier General, United States Army***  
***The Adjutant General***

**DISTRIBUTION:**

To be distributed in accordance with DA Form 12-31, AVUM and AVIM requirements for All Fixed and Rotary Wing Aircraft.





THEN... JOT DOWN THE DOPE ABOUT IT ON THIS FORM. CAREFULLY TEAR IT OUT, FOLD IT AND DROP IT IN THE MAIL!

# SOMETHING WRONG WITH THIS PUBLICATION?

FROM: (PRINT YOUR UNIT'S COMPLETE ADDRESS)

PFC JOHN DOE  
COA, 3d ENGINEER BN  
FT. LEONARDWOOD, MD 63108

DATE SENT

PUBLICATION NUMBER

TM 55-1730-226-23P

PUBLICATION DATE

27 MAY 1987

PUBLICATION TITLE

AVUM and AVIM RPSTL for  
OXYGEN SERVICING UNIT

BE EXACT... PIN-POINT WHERE IT IS

PAGE NO	PARA-GRAPH	FIGURE NO	TABLE NO
6	2-1 a		
B1		4-3	
125	line 20		

IN THIS SPACE TELL WHAT IS WRONG AND WHAT SHOULD BE DONE ABOUT IT:

In line 6 of paragraph 2-1a the manual states the engine has 6 cylinders. The engine on my set only has 4 cylinders. Change the manual to show 4 cylinders.

Callout 16 on figure 4-3 is pointing at a bolt. In key to figure 4-3, item 16 is called a shim - Please correct one or the other.

I ordered a gasket, item 19 on figure B-16 by NSN 2910-00-762-3001. I got a gasket but it doesn't fit. Supply says I got what I ordered, so the NSN is wrong. Please give me a good NSN

PRINTED NAME, GRADE OR TITLE, AND TELEPHONE NUMBER

JOHN DOE, PFC (268) 317.7111

SIGN HERE

JOHN DOE

DA FORM 2028-2  
1 JUL 79

PREVIOUS EDITIONS  
ARE OBSOLETE.

DRSTS-M Overprint 1, 1 Nov 80

PS--IF YOUR OUTFIT WANTS TO KNOW ABOUT YOUR RECOMMENDATION MAKE A CARBON COPY OF THIS AND GIVE IT TO YOUR HEADQUARTERS

FILL IN YOUR  
UNIT'S ADDRESS

FOLD BACK

DEPARTMENT OF THE ARMY

POSTAGE AND FEES PAID  
DEPARTMENT OF THE ARMY  
DOD 314



OFFICIAL BUSINESS  
PENALTY FOR PRIVATE USE \$300

COMMANDER  
U S ARMY AVIATION SYSTEMS COMMAND  
ATTN: AMSAV-MPSD  
4300 GOODFELLOW BOULEVARD  
ST. LOUIS, MO 63120-1798

TEAR ALONG PERFORATED LINE



RECOMMENDED CHANGES TO EQUIPMENT TECHNICAL PUBLICATIONS



THEN... JOT DOWN THE  
DOPE ABOUT IT ON THIS  
FORM. CAREFULLY TEAR IT  
OUT, FOLD IT AND DROP IT  
IN THE MAIL!

# SOMETHING WRONG WITH THIS PUBLICATION?

FROM: (PRINT YOUR UNIT'S COMPLETE ADDRESS)

DATE SENT

PUBLICATION NUMBER

TM 55-1730-226-23P

PUBLICATION DATE

27 MAY 1987

PUBLICATION TITLE

AVUM and AVIM RPSTL for  
OXYGEN SERVICING UNIT

BE EXACT... PIN-POINT WHERE IT IS

PAGE  
NO

PARA-  
GRAPH

FIGURE  
NO

TABLE  
NO

IN THIS SPACE TELL WHAT IS WRONG  
AND WHAT SHOULD BE DONE ABOUT IT:

PRINTED NAME, GRADE OR TITLE AND TELEPHONE NUMBER

SIGN HERE

DA FORM 2028-2  
1 JUL 79

PREVIOUS EDITIONS  
ARE OBSOLETE.  
DRSTS-M Overprint 2, 1 Nov 80.

P.S.--IF YOUR OUTFIT WANTS TO KNOW ABOUT YOUR  
RECOMMENDATION MAKE A CARBON COPY OF THIS  
AND GIVE IT TO YOUR HEADQUARTERS

TEAR ALONG PERFORATED LINE

FILL IN YOUR  
UNIT'S ADDRESS

FOLD BACK

DEPARTMENT OF THE ARMY

POSTAGE AND FEES PAID  
DEPARTMENT OF THE ARMY  
DOD 314



OFFICIAL BUSINESS  
PENALTY FOR PRIVATE USE \$300

COMMANDER  
U S ARMY AVIATION SYSTEMS COMMAND  
ATTN: AMSAV-MPSD  
4300 GOODFELLOW BOULEVARD  
ST. LOUIS, MO 63120-1798

TEAR ALONG PERFORATED LINE

RECOMMENDED CHANGES TO EQUIPMENT TECHNICAL PUBLICATIONS



THEN... JOT DOWN THE  
DOPE ABOUT IT ON THIS  
FORM. CAREFULLY TEAR IT  
OUT. FOLD IT AND DROP IT  
IN THE MAIL!

**SOMETHING WRONG WITH THIS PUBLICATION?**

FROM: (PRINT YOUR UNIT'S COMPLETE ADDRESS)

DATE SENT

PUBLICATION NUMBER  
TM 55-1730-226-23P

PUBLICATION DATE  
**27 MAY 1987**

PUBLICATION TITLE  
AVUM and AVIM RPSTL for  
OXYGEN SERVICING UNIT

BE EXACT... PIN-POINT WHERE IT IS

PAGE  
NO

PARA-  
GRAPH

FIGURE  
NO

TABLE  
NO

IN THIS SPACE TELL WHAT IS WRONG  
AND WHAT SHOULD BE DONE ABOUT IT:

PRINTED NAME, GRADE OR TITLE, AND TELEPHONE NUMBER

SIGN HERE

**DA FORM 2028-2**  
1 JUL 79

PREVIOUS EDITIONS  
ARE OBSOLETE.  
DRSTS-M Overprint 2, 1 Nov 80.

P.S.--IF YOUR OUTFIT WANTS TO KNOW ABOUT YOUR  
RECOMMENDATION MAKE A CARBON COPY OF THIS  
AND GIVE IT TO YOUR HEADQUARTERS

TEAR ALONG PERFORATED LINE

FILL IN YOUR  
UNIT'S ADDRESS

FOLD BACK

DEPARTMENT OF THE ARMY

POSTAGE AND FEES PAID  
DEPARTMENT OF THE ARMY  
DOD 314



OFFICIAL BUSINESS  
PENALTY FOR PRIVATE USE \$300

COMMANDER  
U S ARMY AVIATION SYSTEMS COMMAND  
ATTN: AMSAV-MPSD  
4300 GOODFELLOW BOULEVARD  
ST. LOUIS, MO 63120-1798

TEAR ALONG PERFORATED LINE

RECOMMENDED CHANGES TO EQUIPMENT TECHNICAL PUBLICATIONS



THEN... JOT DOWN THE  
DOPE ABOUT IT ON THIS  
FORM. CAREFULLY TEAR IT  
OUT. FOLD IT AND DROP IT  
IN THE MAIL!

**SOMETHING WRONG WITH THIS PUBLICATION?**

FROM: (PRINT YOUR UNIT'S COMPLETE ADDRESS)

DATE SENT

PUBLICATION NUMBER

TM 55-1730-226-23P

PUBLICATION DATE

27 MAY 1987

PUBLICATION TITLE

AVUM and AVIM RPST for  
OXYGEN SERVICING UNIT

BE EXACT... PIN-POINT WHERE IT IS

PAGE  
NO

PARA-  
GRAPH

FIGURE  
NO

TABLE  
NO

IN THIS SPACE TELL WHAT IS WRONG  
AND WHAT SHOULD BE DONE ABOUT IT:

PRINTED NAME, GRADE OR TITLE, AND TELEPHONE NUMBER

SIGN HERE

DA FORM 2028-2  
1 JUL 79

PREVIOUS EDITIONS  
ARE OBSOLETE.  
DRSTS-M Overprint 2, 1 Nov 80.

P S--IF YOUR OUTFIT WANTS TO KNOW ABOUT YOUR  
RECOMMENDATION MAKE A CARBON COPY OF THIS  
AND GIVE IT TO YOUR HEADQUARTERS

TEAR ALONG PERFORATED LINE

FILL IN YOUR  
UNIT'S ADDRESS

FOLD BACK

DEPARTMENT OF THE ARMY

POSTAGE AND FEES PAID  
DEPARTMENT OF THE ARMY  
DOD 314



OFFICIAL BUSINESS  
PENALTY FOR PRIVATE USE \$300

COMMANDER  
U S ARMY AVIATION SYSTEMS COMMAND  
ATTN: AMSAV-MPSD  
4300 GOODFELLOW BOULEVARD  
ST. LOUIS, MO 63120-1798

TEAR ALONG PERFORATED LINE







# The Metric System and Equivalents

## Linear Measure

1 centimeter .10 millimeters = .39 inch  
 1 decimeter .10 centimeters .394 inches  
 1 meter = 10 decimeters = 39.37 inches  
 1 deksmeter = 10 meters = 32.8 feet  
 1 hectometer = 10 dekameters = 328.08 feet  
 1 kilometer = 10 hectometers . 3,280.8 feet

## Weights

1 centigram = 10 milligrams = .15 grain  
 1 decigram = 10 centigrams = 1.54 grains  
 1 gram = 10 decigram = .035 ounce  
 1 dekagram = 10 grams = .35 ounce  
 1 hectagram = 10 dekagrams = 3.52 ounces  
 1 kilogram = 10 hectograms = 2.2 pounds  
 1 quintal = 100 kilograms = 220.46 pounds  
 1 metric ton = 10 quintals = 1.1 short tons

## Liquid Measure

1 centiliter= 10 milliliters = 34 fl. ounce  
 1 deciliter = 10 centiliters = 3.38 fl. ounces  
 1 liter = 10 deciliters = 33.81 fl. ounces  
 1 dekalitar = 10 liters = 2.64 gallons  
 1 hectoliter = 10 dekalitars = 26.42 galloma  
 1 kiloliter = 10 hectoliters = 264.18 gallons

## Square Measure

1 sq. centimeter = 100 sq. millimeters = .155 sq. inch  
 1 sq. decimeter = 100 sq. centimeters =15.5 sq. inches  
 1 sq. meter (centare) = 100 sq. decimeters = 10.76 sq. feet  
 1 sq. dekameter (are) = 100 sq. meters = 1,076.4 sq. feet  
 1 sq. hectometer (hectare] = 100 sq. dekameters = 2.47 acres  
 1 sq. kilometer = 100 sq. hectometers = .386 sq. mile

## Cubic Measure

1 cu. centimeter = 1000 cu. millimeters = .06 cu. inch  
 1 cu. decimeter = 1000 cu. centimeters .61.02 cu. inches  
 1 cu. meter = 1000 cu. decimeters = 35.31 cu. feet

## Approximate Conversion Factors

<i>To Change</i>	<i>to</i>	<i>Multiply by</i>	<i>To Change</i>	<i>To</i>	<i>Multiply by</i>
inches	centimeters	2.540	ounce-inches	newton-meters	.007062
feet	meters	.305	centimeters	inches	.394
yards	meters	.914	meters	feet	3.280
miles	kilometers	1.609	meters	yards	1.094
square inches	square cent imeters	6.451	kilometers	miles	.621
square feet	square meters	.093	square centimeters	square inches	.165
square yards	square meters	.836	square meters	square feet	10.764
square miles	square kilometers	2.590	square meters	square yards	1.196
acres	square hectometers	.405	square kilometers	square miles	.286
cubic feet	cubic meters	.028	square hectometers	acres	2.471
cubic yards	cubic meters	.765	cubic metars	cubic feet	35.315
fluid ounces	milliliters	29,573	cubic meters	cubic yards	1.308
pints	liters	.473	milliliters	fluid ounces	.034
quarts	liters	.946	liters	pints	2.113
gallons	liters	3.785	liters	quarts	1.057
ounces	grams	28.349	liters	gallons	.264
pounds	kilograms	.454	grams	ounces	.035
short tons	metric tons	.907	kilograms	pounds	2.205
pound-feet	newton-meters	1.356	metric tons	short tons	1.102
pound-inches	newton-meters	.11296			

## Temperature (Exact)

°F Fahrenheit temperature	5/9 (after subtracting 32)	Celsius temperature	°C
------------------------------	-------------------------------	------------------------	----



This fine document...

Was brought to you by me:



### [Liberated Manuals -- free army and government manuals](#)

Why do I do it? I am tired of sleazy CD-ROM sellers, who take publicly available information, slap “watermarks” and other junk on it, and sell it. Those masters of search engine manipulation make sure that their sites that sell free information, come up first in search engines. They did not create it... They did not even scan it... Why should they get your money? Why are not letting you give those free manuals to your friends?

I am setting this document FREE. This document was made by the US Government and is NOT protected by Copyright. Feel free to share, republish, sell and so on.

I am not asking you for donations, fees or handouts. If you can, please provide a link to [liberatedmanuals.com](http://liberatedmanuals.com), so that free manuals come up first in search engines:

<A HREF=<http://www.liberatedmanuals.com/>>Free Military and Government Manuals</A>

- Sincerely  
Igor Chudov  
<http://igor.chudov.com/>
- [Chicago Machinery Movers](#)