

TM 11-7440-294-24P

TECHNICAL MANUAL

**ORGANIZATIONAL, DIRECT SUPPORT AND GENERAL
SUPPORT MAINTENANCE REPAIR PARTS AND
SPECIAL TOOLS LIST**

FOR

**MODULAR COLLECTIVE PROTECTION
EQUIPMENT (MCPE)**

(NSN 4240-00-229-2610)

THIS PUBLICATION IS A COURTESY QUICK COPY
FROM THE UNITED STATES ARMY PUBLICATIONS
DISTRIBUTION CENTER, ST. LOUIS, MISSOURI,
TO MEET YOUR NEEDS WHILE WE REPLENISH OUR
REGULAR STOCK.

HEADQUARTERS, DEPARTMENT OF THE ARMY

10 SEPTEMBER 1985

TECHNICAL MANUAL

No. 11-7440-294-24P

HEADQUARTERS
DEPARTMENT OF THE ARMY
Washington, DC, 10 September 1985

**ORGANIZATIONAL, DIRECT SUPPORT AND GENERAL SUPPORT
MAINTENANCE REPAIR PARTS AND SPECIAL TOOLS LIST**

FOR

**MODULAR COLLECTIVE PROTECTION EQUIPMENT (MCPE)
(NSN 4240-00-229-2610)**

Current as of 1 April 1985

REPORTING ERRORS AND RECOMMENDING IMPROVEMENTS

You can help improve this manual. If you find any mistakes or if you know of a way to improve the procedures, please let us know. Mail your letter, DA Form 2028 (Recommended Changes to Publications and Blank Forms), or DA Form 2028-2 located in back of this manual direct to: Commander US Army Communications-Electronics Command and Fort Monmouth, ATTN: AMSEL-ME-MP, Fort Monmouth, New Jersey 07703-5007. A reply will be furnished direct to you.

TABLE OF CONTENTS

	Page	Illus Figure
Section I. Introduction	1	
II. Repair Parts List	5	
Group 00 Modular Collective Protection Equipment	5	1
01 Duct Assembly, Transition	7	2
02 Platform Assembly	9	3
03 Support Assembly (No parts authorized)		
04 Bracket Assembly, Cradle	11	4
Section III. Special Tools List (Not applicable)		
IV. National Stock Number and Part Number Index	12	

SECTION I

INTRODUCTION

1. Scope

This manual lists spares and repair parts; special tools; special test, measurement, and diagnostic equipment (TMDE), and other special support equipment required for performance of organizational, direct support and general support maintenance of the MCPE. It authorizes the requisitioning and issue of spares and repair parts as indicated by the source and maintenance codes.

2. General

This Repair Parts and Special Tools List is divided into the following sections:

a. Section II. Repair Parts List. A list of spares and repair parts authorized for use in the performance of maintenance. The list also includes parts which must be removed for replacement of the authorized parts. Parts lists are composed of functional groups in numeric sequence, with the parts in each group listed in figure and item number sequence.

b. Section III. Special Tools List. Not applicable.

c. Section IV. National Stock Number and Part Number Index. A list, in National item identification number (NIIN) sequence, of all National stock numbers (NSN) appearing in the listings, followed by a list, in alphameric sequence, of all part numbers appearing in the listings. National stock numbers and part numbers are cross-referenced to each illustration figure and item number appearance.

3. Explanation of Columns

a. Illustration. This column is divided as follows:

(1) *Figure number.* Indicates the figure number of the illustration on which the item is shown.

(2) *Item number.* The number used to identify item called out in the illustration.

b. Source, Maintenance, and Recoverability (SMR) Codes.

(1) *Source code.* Source codes indicate the manner of acquiring support items for maintenance, repair, or overhaul of end items. Source codes are entered in the first and second positions of the Uniform SMR Code format as follows:

Code	Definition
PA	Item procured and stocked for anticipated or known usage.
XB	Item is not procured or stocked. If not available through salvage, requisition.

NOTE

Cannibalization or salvage may be used as a source of supply for any items source coded above except those coded XA and aircraft support items as restricted by AR 750-1.

(2) *Maintenance code.* Maintenance codes are assigned to indicate the levels of maintenance authorized to USE and REPAIR support items. The maintenance codes are entered in the third and fourth positions of the Uniform SMR Code format as follows:

(a) The maintenance code entered in the third position will indicate the lowest maintenance level authorized to remove, replace, and use the support item. The maintenance code entered in the third position will indicate one of the following levels of maintenance:

Code	Application/Explanation
O	Support item is removed, replaced, used at the organizational level.
F	Support item is removed, replaced, used at the direct support level.

(b) The maintenance code entered in the fourth position indicates whether the item is to be repaired and identifies the lowest maintenance level with the capability to perform complete repair (i.e., all authorized maintenance functions). This position will contain one of the following maintenance codes:

Code	Application/Explanation
F	The lowest maintenance level capable of complete repair of the support item is the direct support level.
Z	Nonreparable. No repair is authorized.

(3) *Recoverability code.* Recoverability codes are assigned to support items to indicate the disposition action on unserviceable items. The recoverability code is entered in the fifth position of the Uniform SMR Code format as follows:

Recoverability Code	Definition
Z	Nonreparable item. When unserviceable, condemn and dispose at the level indicated in position 3.
F	Reparable item. When uneconomically reparable, condemn and dispose at the direct support level.

c. *National Stock Number.* Indicates the National stock number assigned to the item and will be used for requisitioning purposes.

d. *Federal Supply Code for Manufacturer (FSCM).* The FSCM is a 5-digit numeric code listed in SB 708-41/42 which is used to identify the manufacturer, distributor, or Government agency, etc.

e. *Part Number.* Indicates the primary number used by the manufacturer (individual, company, firm, corporation, or Government activity), which controls the design and characteristics of the item by means of its engineering drawings, specifications, standards, and inspection requirements to identify an item or range of items.

NOTE

When a stock numbered item is requisitioned, the repair part received may have a different part number than the part being replaced.

f. *Description.* Indicates the Federal item name and, if required, a minimum description to identify the item. Items that are included in kits and sets are listed below the name of the kit or set indicated in the quantity incorporated in unit column.

g. *Unit of Measure (U/M).* Indicates the standard of the basic quantity of the listed item as used in performing the actual maintenance function. This measure is expressed by a two-character alphabetical abbreviation (e.g., ea, in, pr, etc). When the unit of measure differs from the unit of issue, the lowest unit of issue that will satisfy the required units of measure will be requisitioned.

h. *Quantity Incorporated in Unit.* Indicates the quantity of the item used in the breakout shown on the illustration figure, which is prepared for a functional group, subfunctional group, or an assembly.

4. Special Information

a. The following publication pertains to the MCPE and its components:

TM 11-7440-294-14, Modular Collective Protection Equipment (MCPE)

b. National stock numbers (NSN's) that are missing from P source coded items have been applied for and will be added to this TM by future change/revision when they are entered in the Army Master Data File (AMDF). Until the NSN'S are established and published, submit exception requisitions to Commander: US Army Communications-Electronics Command and Fort Monmouth, ATTN: AMSEL-MM, Fort Monmouth, NJ 07703-5007 for the part required to support your equipment.

5. How to Locate Repair Parts

a. When National stock number or part number is unknown.

(1) *First.* Using the table of contents, determine the functional group within which the item belongs. This is necessary since illustrations are prepared for functional groups and listings and divided into the same groups.

(2) *Second.* Find the illustration covering the functional group to which the item belongs.

(3) *Third.* Identify the item on the illustration and note the illustration figure and item number of the item.

(4) *Fourth.* Using the Repair Parts Listing, find the figure and item number noted on the illustration.

b. When National stock number or part number is known.

(1) *First.* Using the Index of National Stock Numbers and Part Numbers, find the pertinent

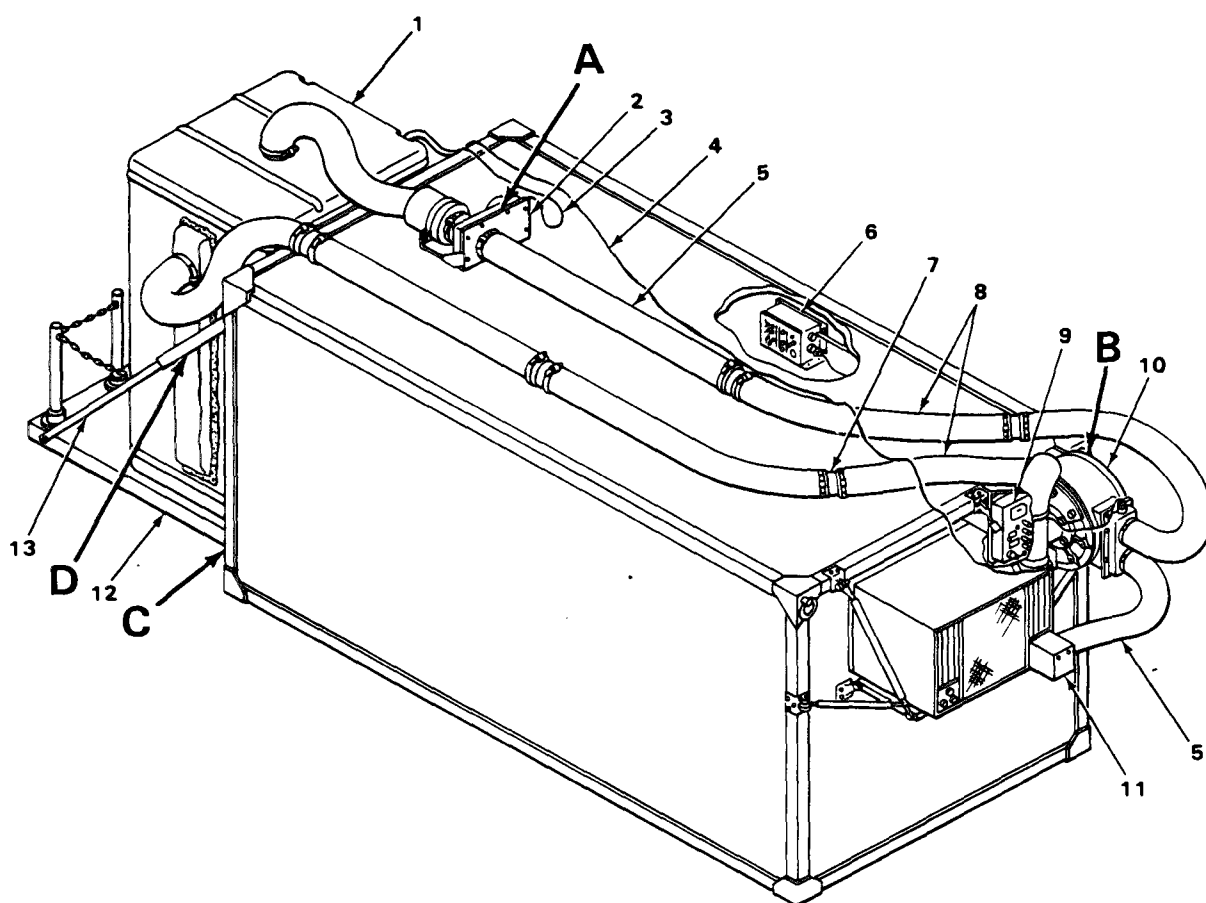
National stock number or part number. This index is in NIIN sequence followed by a list of part numbers in alphameric sequence, cross-referenced to the illustration figure number and item number.

(2) *Second.* After finding the figure and item number, locate the figure and item number in the repair parts list.

6. Abbreviations

Not applicable.

(Next printed page is 4.1)



EL8X0001

Figure 1. Modular Collective Protection Equipment (MCPE) (Sheet 1 of 2).

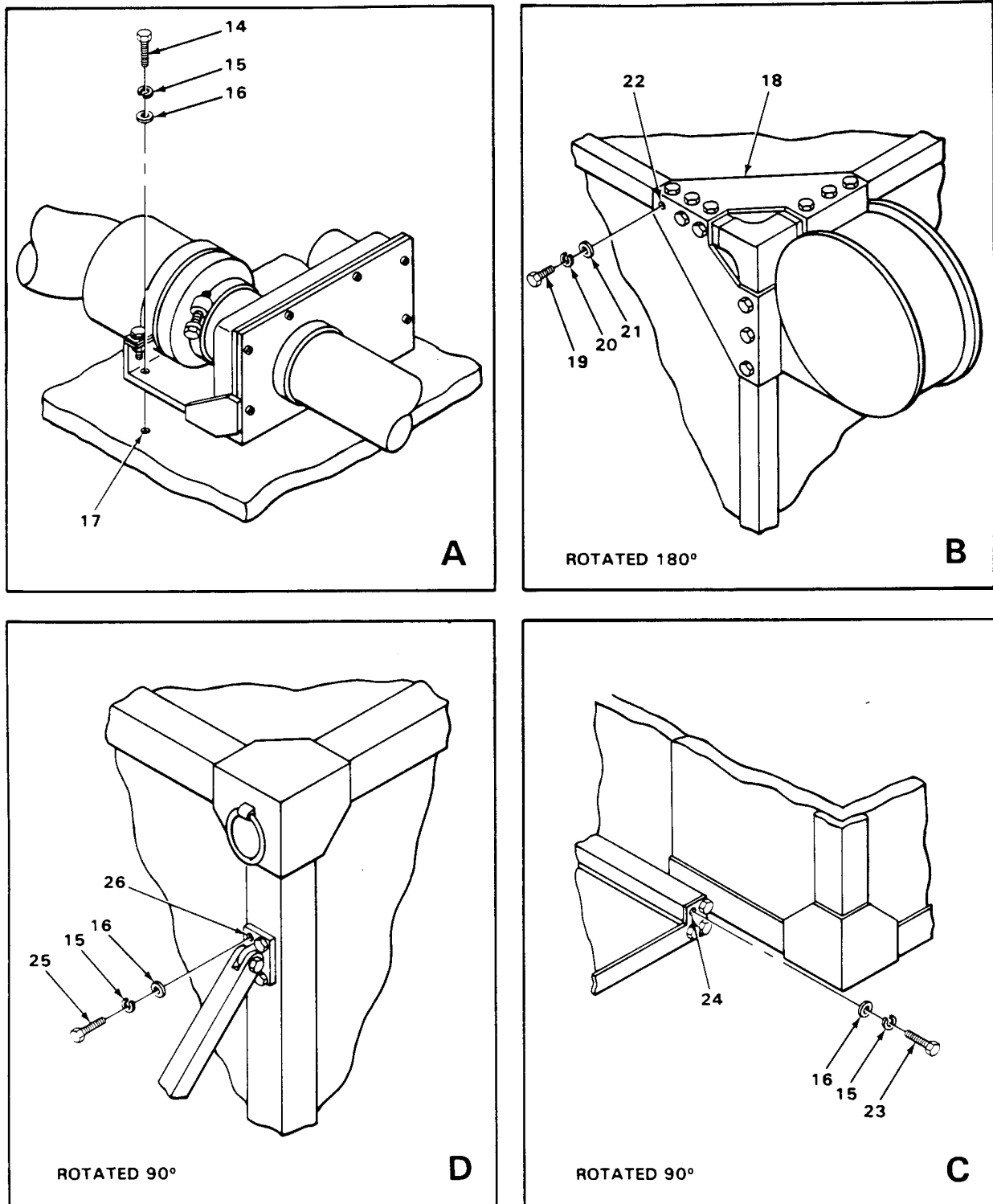
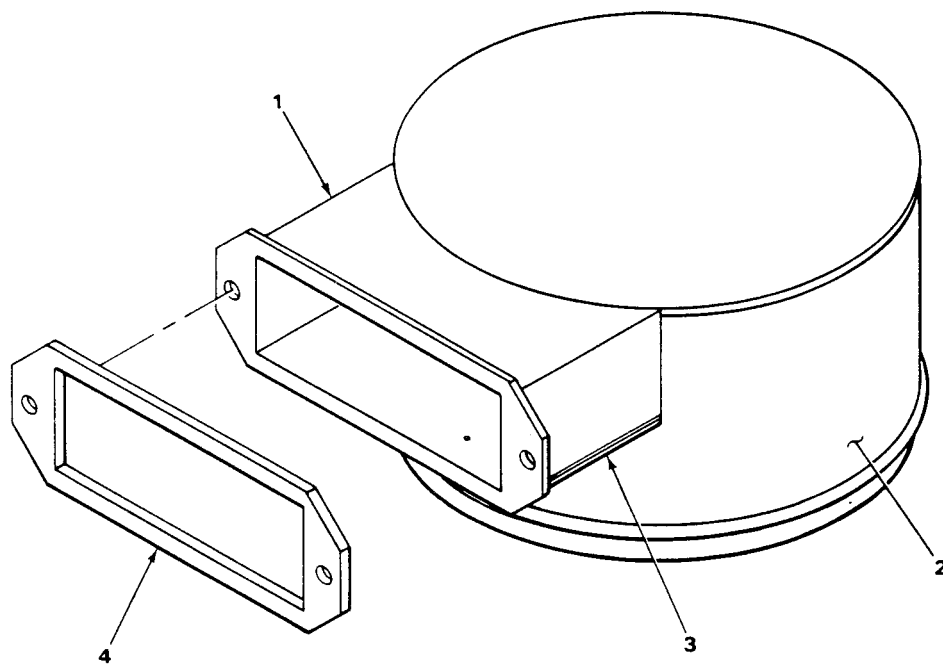


Figure 1. Modular Collective Protection Equipment (MCPE) (Sheet 2 of 2).

REPAIR PARTS LIST									
(1)	(2)	(3)	(4)	(5)	(6)			(7)	(8)
ILLUS- TRATION (a) (b) FIG. ITEM NO. NO.	SMR CODE	NATIONAL STOCK NUMBER	FSCM	PART NUMBER	DESCRIPTION	USABLE ON CODE	U\M	QTY INC IN UNIT	
GROUP 00 MODULAR COLLECTIVE PROTECTION EQUIPMENT									
1	1	PAFZZ 4240-01-145-4714	81361	M10	ENTRANCE, PROTECTIVE		EA	1	
1	2	XBFZZ	81361	D5-19-6628	VALVE ASSY, AIR FLOW		EA	1	
1	3	XBFZZ	81361	C5-19-6170-40	CABLE ASSY, SP ELECT		EA	1	
1	4	XBFZZ	81361	C5-19-6162-10	CABLE ASSY, SP ELECT		EA	1	
1	5	PAFZZ 4720-01-063-4567	81361	C5-19-6181-2030	HOSE, AIR DUCT		EA	2	
1	6	PAFZZ 4240-01-057-3378	81361	E5-19-6376	CONTROL MODULE UNIT		EA	1	
1	7	PAFZZ 4730-01-049-0805	81361	C5-19-6182	COUPLING, AIR DUCT		EA	1	
1	8	PAFZZ 4720-01-074-9220	81361	C5-19-6181-10	HOSE, AIR DUCT		EA	6	
1	9	PAFZZ 4240-01-068-8645	81361	E5-19-6387	POWER DISTRIBUTION		EA	1	
1	10	PAFZZ 4240-00-237-0227	81361	M56	FLTR UNIT, GAS PARCLT		EA	1	
1	11	XBOFF	80063	SC-D-913385	DUCT ASSY, TRANS (SEE FIGURE 2 FOR BREAKDOWN)		EA	1	
1	12	XBOFF	80063	SC-D-913383	PLATFORM ASSEMBLY (SEE FIGURE 3 FOR BREAKDOWN)		EA	1	
1	13	XBFZZ	80063	SC-D-913366	SUPPORT ASSEMBLY		EA	1	
1	14	PAFZZ 5305-01-014-7483	96906	MS35307-306	SCREW, CAP, HEXAGON H		EA	8	
1	15	PAFZZ 5310-00-933-8121	96906	MS35338-139	WASHER, LOCK		EA	18	
1	16	PAFZZ 5310-00-582-5677	96906	MS15795-810	WASHER, FLAT		EA	18	
1	17	XBFZZ	80063	SC-D-681076-38	NUT, BLIND		EA	8	
1	18	XBFFF	80063	SC-D-913400	BRACKET ASSY, CRADLE (SEE FIGURE 4 FOR BREAKDOWN)		EA	1	
1	19	PAFZZ 5306-00-637-9674	96906	MS35307-336	BOLT, MACHINE		EA	12	
1	20	PAFZZ 5310-00-974-6623	96906	MS35338-140	WASHER, LOCK		EA	12	
1	21	PAFZZ 5310-00-802-4701	96906	MS15795-813	WASHER, FLAT		EA	12	
1	22	XBFZZ	80063	SC-D-681076-54	NUT, BLIND		EA	12	
1	23	PAFZZ 5305-00-021-3668	96906	MS35307-310	SCREW, CAP, HEXAGON H		EA	8	
1	24	XBFZZ	80063	SC-D-681076-46	NUT, BLIND		EA	8	
1	25	PAFZZ 5305-00-207-8253	96906	MS35307-308	SCREW, CAP, HEXAGON H		EA	8	
1	26	XBFZZ	80063	SC-D-681076-44	NUT, BLIND		EA	8	



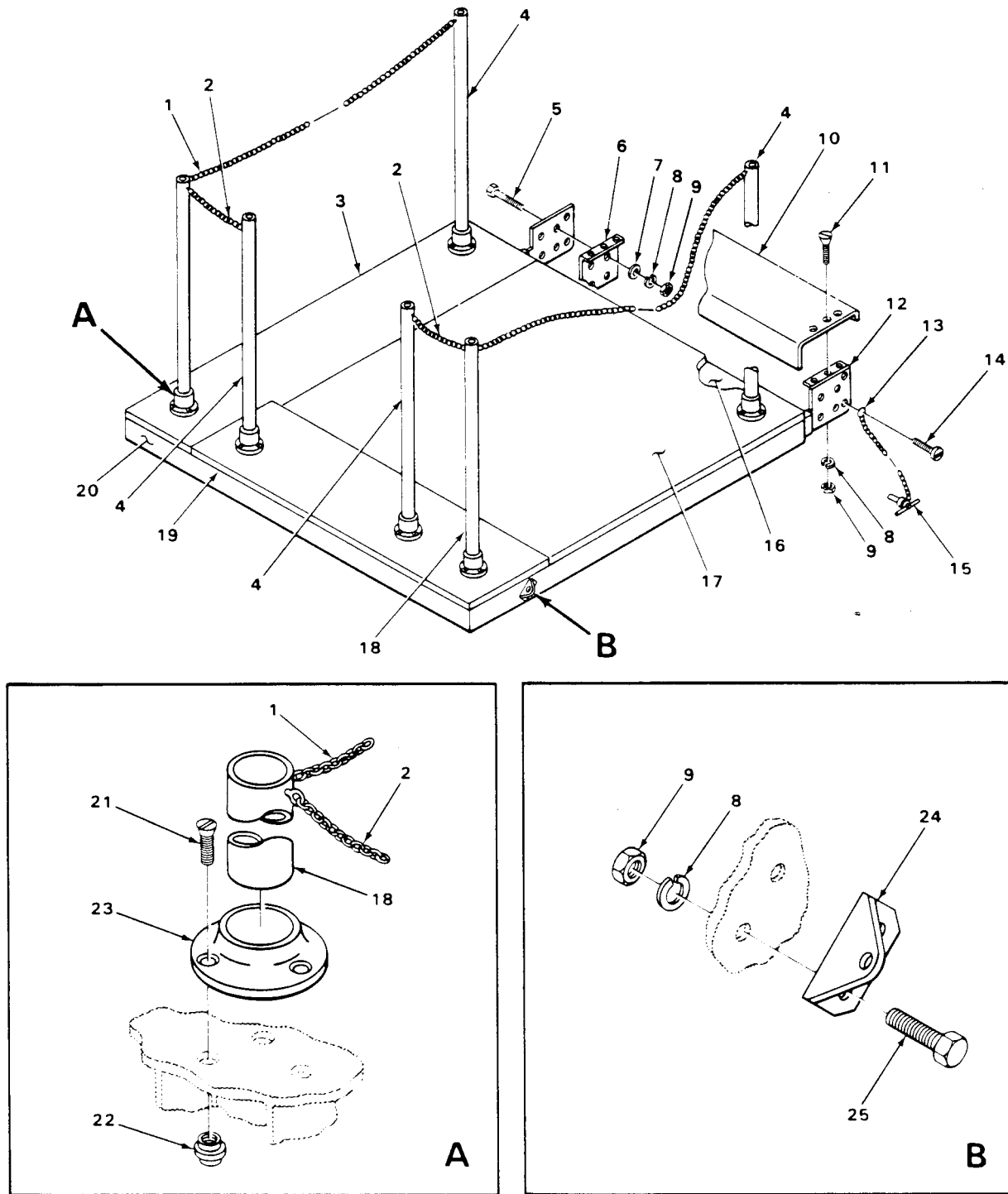
EL8X0003

Figure 2. Duct Assembly, Transition.

SECTION II

TM11-7440-294-24P

(1) ILLUS- TRATION (a) (b) FIG. ITEM NO. NO.	(2) SMR CODE	(3) NATIONAL STOCK NUMBER	(4) FSCM	(5) PART NUMBER	(6) DESCRIPTION USABLE ON CODE	(7) U\M	(8) QTY INC IN UNIT
GROUP 01 DUCT ASSEMBLY. TRANSITION							
2	1	XBFZZ	80063	SC-D-913387	BRACKET,TRANSITION	EA	1
2	2	XBFZZ	80063	SC-D-913389	HOUSING,TRANSITION	EA	1
2	3	XBFZZ	80063	SC-C-913388	PLATE,TRANSITION	EA	1
2	4	XBFZZ	80063	SC-B-913386	GASKET,DUCT	EA	1



11/3/0004

Figure 3. Platform Assembly.

SECTION II (1) ILLUS- TRATION (a) (b) FIG. ITEM NO. NO.		(2) SMR CODE	(3) NATIONAL STOCK NUMBER	(4) FSCM	(5) PART NUMBER	(6) DESCRIPTION USABLE ON CODE	(7) U\M	(8) QTY INC IN UNIT
GROUP 02 PLATFORM ASSEMBLY								
3	1	XBFZZ		80063	SC-C-913406-002	SNAP CHAIN ASSEMBLY	EA	1
3	2	XBFZZ		80063	SC-C-913406-001	SNAP CHAIN ASSEMBLY	EA	1
3	3	XBFZZ		56996	B4024798	PLATFORM WLD ASSY	EA	1
3	4	XBFZZ		80063	SC-C-913415	PIPE,WELDED ASSY	EA	1
3	5	PAFZZ	5306-00-655-6170	96906	MS35307-338	SCREW	EA	8
3	6	XBFZZ		80063	SC-D-913378-001	STEP SUPPORT ASSY	EA	1
3	7	PAFZZ	5310-00-880-5977	96906	MS15795-811	WASHER,FLAT	EA	18
3	8	PAFZZ	5310-00-974-6623	96906	MS35338-140	WASHER,LOCK	EA	18
3	9	PAFZZ	5310-00-767-0445	96906	MS51971-2	NUT,PLAIN HEXAGON	EA	18
3	10	XBFZZ		80063	SC-D-913377	STEP	EA	1
3	11	XBFZZ		96906	MS24693-C118	SCREW,FLAT HEAD	EA	1
3	12	XBFZZ		80063	SC-D-913378-002	STEP SUPORT ASSY	EA	1
3	13	XBFZZ		80063	SC-C-866485	LANYARD ASSEMBLY	EA	1
3	14	PAFZZ	5305-00-854-9351	96906	MS24630-23	SCREW PAN HEAD	EA	1
3	15	XBFZZ		96906	MS17988 C812	PIN QUIK RELEASE	EA	1
3	16	XBFZZ		56996	B4024797	PLATFORM WLD ASSY	EA	
3	17	XBFZZ		80063	SC-D-913414	GRATE WELDED ASSY	EA	
3	18	XBFZZ		80063	SC-C-913409	PIPE WELDED ASSY	EA	
3	19	XBFZZ		56996	B4024796	PLATFORM WLD ASSY	EA	
3	20	XBFZZ		80063	SC-D-913382	PLATFORM SUB ASSY	EA	
3	21	XBFZZ		96906	MS24693096	SCREW	EA	8
3	22	XBFZZ		56996	B4024799	CLINCH NET	EA	18
3	23	XBFZZ		80063	SC-C-913411	FLOOR BLANGE	EA	8
3	24	XBFZZ		80063	SC-C-913363	ARM BRACKET	EA	
3	25	PAFZZ	5306-00-637-9675	96906			EA	

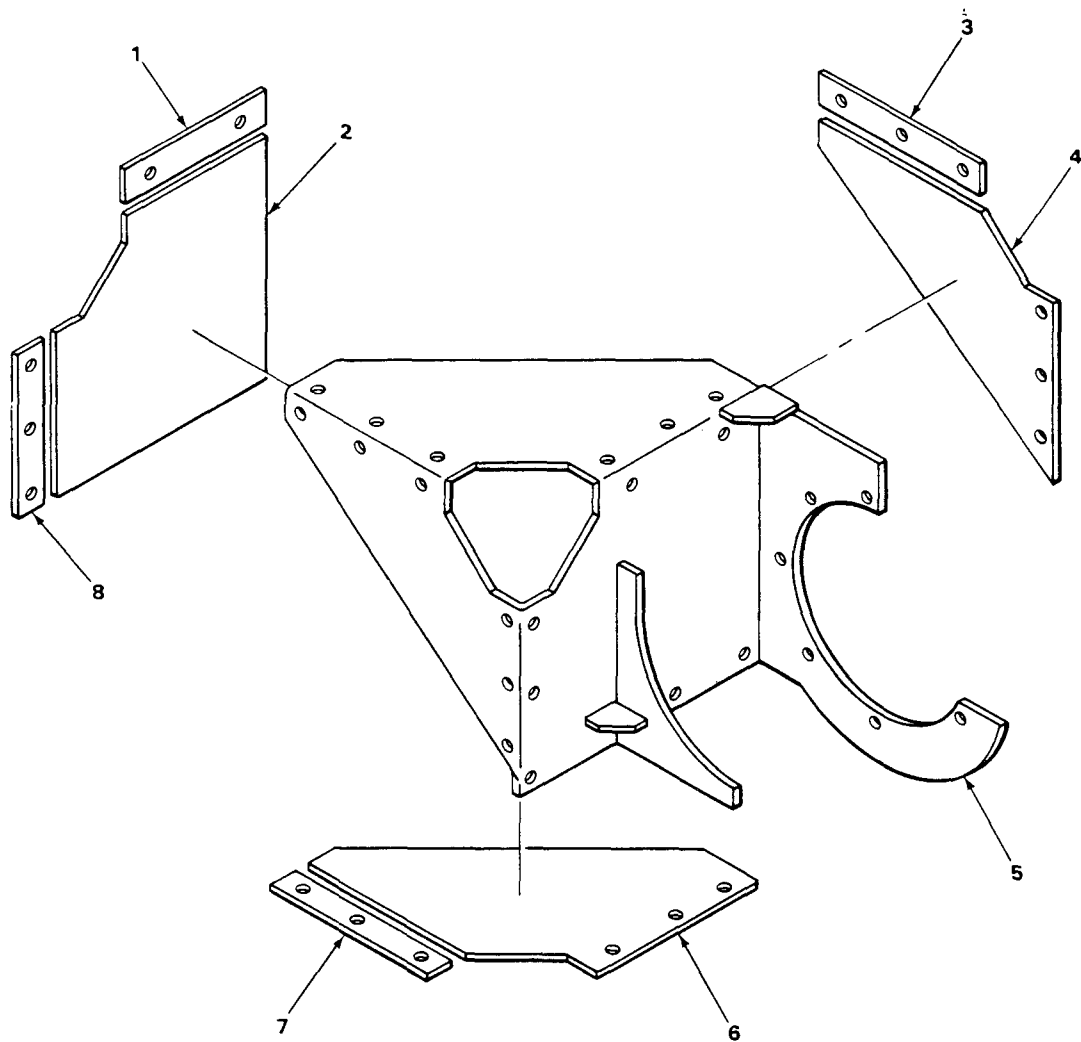


Figure 4. Bracket Assembly, Cradle.

SECTION II

TM11-7440-294-24P

(1) ILLUS- TRATION (a) (b) FIG. ITEM NO. NO.	(2) SMR CODE	(3) NATIONAL STOCK NUMBER	(4) FSCM	(5) PART NUMBER	(6) DESCRIPTION USABLE ON CODE	(7) U\M	(8) QTY INC IN UNIT
GROUP 04 BRACKET ASSEMBLY CRADLE							
4	1	XBFZZ	80063	SC-C-913397	GASKET	EA	1
4	2	XBFZZ	80063	SC-C-913391	GASKET	EA	1
4	3	XBFZZ	80063	SC-C-913396	GASKET	EA	1
4	4	XBFZZ	80063	SC-C-913392	GASKET	EA	1
4	5	XBFZZ	80063	SC-D-913399	CRADLE BRACKET	EA	1
4	6	XBFZZ	80063	SC-C-913393	GASKET	EA	1
4	7	XBFZZ	80063	SC-C-913395	GASKET	EA	1
4	8	XBFZZ	80063	SC-C-913394	GASKET	EA	1

NATIONAL STOCK NUMBER AND PART NUMBER INDEX

NATIONAL STOCK NUMBER	FIGURE NO.	ITEM NO.
5305-00-021-3668	1	23
5305-00-207-8253	1	25
4240-00-237-0227	1	10
5310-00-582-5677	1	16
5306-00-637-9674	1	19
5306-00-637-9675	3	25
5306-00-655-6170	3	5
5310-00-767-0445	3	9
5310-00-802-4701	1	21
5305-00-854-9351	3	14
5310-00-880-5977	3	7
5310-00-933-8121	1	15
5310-00-974-6623	1	20
5310-00-974-6623	3	8
5305-01-014-7483	1	14
4730-01-049-0805	1	7
4240-01-057-3378	1	6
4720-01-063-4567	1	5
4240-01-068-8645	1	9
4720-01-074-9220	1	8
4240-01-145-4714	1	1

NATIONAL STOCK NUMBER AND PART NUMBER INDEX

FSCM	PART NUMBER	NATIONAL STOCK NUMBER	FIGURE NO.	ITEM NO.	FSCM	PART NUMBER	NATIONAL STOCK NUMBER	FIGURE NO.	ITEM NO.
56996	B4024796		3	19	80063	SC-D-913399		4	5
56996	B4024797		3	16	80063	SC-D-913400		1	18
56996	B4024798		3	3	80063	SC-D-913414		3	17
56996	B4024799		3	22					
81361	C5-19-6162-10		1	4					
81361	C5-19-6170-40		1	3					
81361	C5-19-6181-10	4720-01-074-9220	1	8					
81361	C5-19-6181-2030	4720-01-063-4567	1	5					
81361	C5-19-6182	4730-01-049-0805	1	7					
81361	D5-19-6628		1	2					
81361	E5-19-6376	4240-01-057-3378	1	6					
81361	E5-19-6387	4240-01-068-8645	1	9					
96906	MS15795-810	5310-00-582-5677	1	16					
96906	MS15795-811	5310-00-880-5977	3	7					
96906	MS15795-813	5310-00-802-4701	1	21					
96906	MS17988-C812		3	15					
96906	MS24630-23	5305-00-854-9351	3	14					
96906	MS24693-C118		3	11					
96906	MS24693-C96		3	21					
96906	MS35307-306	5305-01-014-7483	1	14					
96906	MS35307-308	5305-00-207-8253	1	25					
96906	MS35307-310	5305-00-021-3668	1	23					
96906	MS35307-332	5306-00-637-9675	3	25					
96906	MS35307-336	5306-00-637-9674	1	19					
96906	MS35307-338	5306-00-655-6170	3	5					
96906	MS35338-139	5310-00-933-8121	1	15					
96906	MS35338-140	5310-00-974-6623	1	20					
96906	MS35338-140	5310-00-974-6623	3	8					
96906	MS51971-2	5310-00-767-0445	3	9					
81361	M10	4240-01-145-4714	1	1					
81361	M56	4240-00-237-0227	1	10					
80063	SC-B-913386		2	4					
80063	SC-C-866485		3	13					
80063	SC-C-913363		3	24					
80063	SC-C-913388		2	3					
80063	SC-C-913391		4	2					
80063	SC-C-913392		4	4					
80063	SC-C-913393		4	6					
80063	SC-C-913394		4	8					
80063	SC-C-913395		4	7					
80063	SC-C-913396		4	3					
80063	SC-C-913397		4	1					
80063	SC-C-913406-001		3	2					
80063	SC-C-913406-002		3	1					
80063	SC-C-913409		3	18					
80063	SC-C-913411		3	23					
80063	SC-C-913415		3	4					
80063	SC-D-681076-38		1	17					
80063	SC-D-681076-44		1	26					
80063	SC-D-681076-46		1	24					
80063	SC-D-681076-54		1	22					
80063	SC-D-913366		1	13					
80063	SC-D-913377		3	10					
80063	SC-D-913378-001		3	6					
80063	SC-D-913378-002		3	12					
80063	SC-D-913382		3	20					
80063	SC-D-913383		1	12					
80063	SC-D-913385		1	11					
80063	SC-D-913387		2	1					
80063	SC-D-913389		2	2					

RECOMMENDED CHANGES TO EQUIPMENT TECHNICAL PUBLICATIONS



THEN JOT DOWN THE
DOPE ABOUT IT ON THIS
FORM. CAREFULLY TEAR IT
OUT. FOLD IT AND DROP IT
IN THE MAIL.

SOMETHING WRONG WITH THIS PUBLICATION?

FROM: (PRINT YOUR UNIT'S COMPLETE ADDRESS)

Commander
Stateside Army Depot
ATTN: AMSTA-US
Stateside, N.J. 07703-5007

DATE SENT

10 July 1978

PUBLICATION NUMBER

TM 11-7440-294-24P

PUBLICATION DATE

23 Jan 78

PUBLICATION TITLE

Modular Collective Protection Equipment (MCPE)

BE EXACT ... PIN-POINT WHERE IT IS

PAGE NO	PARA- GRAPH	FIGURE NO	TABLE NO
33			
44		19	
45			

IN THIS SPACE TELL WHAT IS WRONG

AND WHAT SHOULD BE DONE ABOUT IT:

For item 2, change the NSN to read: 5835-00-134-9186.
Reason: Accuracy.

Identify the cover on the junction box (item no. 5).
Reason: It is a separate item and is not called out on figure 19.

Add the cover of the junction box as an item in the listing for figure 19.
Reason: Same as above.

SAMPLE

PRINTED NAME, GRADE OR TITLE, AND TELEPHONE NUMBER

SSG I. M. DeSpirit of

999-1776

SIGN HERE

I. M. DeSpirit of

DA FORM 2028-2
1 JUL 79

PREVIOUS EDITIONS
ARE OBSOLETE.

P.S.—IF YOUR OUTFIT WANTS TO KNOW ABOUT YOUR
RECOMMENDATION MAKE A CARBON COPY OF THIS
AND GIVE IT TO YOUR HEADQUARTERS

FILL IN YOUR
UNIT'S ADDRESS

FOLD BACK

DEPARTMENT OF THE ARMY

POSTAGE AND FEES PAID
DEPARTMENT OF THE ARMY
DOD 314



OFFICIAL BUSINESS
PENALTY FOR PRIVATE USE \$300

SAMPLE

Commander
US Army Communications-Electronics Command
and Fort Monmouth
ATTN: AMSEL-ME-MP
Fort Monmouth, New Jersey 07703-5007

TEAR ALONG PERFORATED LINE

RECOMMENDED CHANGES TO EQUIPMENT TECHNICAL PUBLICATIONS



THEN... JOT DOWN THE
DOPE ABOUT IT ON THIS
FORM. CAREFULLY TEAR IT
OUT. FOLD IT AND DROP IT
IN THE MAIL!

SOMETHING WRONG WITH THIS PUBLICATION?

FROM: (PRINT YOUR UNIT'S COMPLETE ADDRESS)

DATE SENT

PUBLICATION NUMBER

TM 11-7440-294-24P

PUBLICATION DATE

10 Sept 1985

PUBLICATION TITLE

Modular Collective Protection Equipment (MCPE)

BE EXACT... PIN-POINT WHERE IT IS

PAGE
NO

PARA-
GRAPH

FIGURE
NO

TABLE
NO

IN THIS SPACE TELL WHAT IS WRONG
AND WHAT SHOULD BE DONE ABOUT IT:

PRINTED NAME, GRADE OR TITLE, AND TELEPHONE NUMBER SIGN HERE

DA FORM 2028-2
1 JUL 79

PREVIOUS EDITIONS
ARE OBSOLETE.

PS--IF YOUR OUTFIT WANTS TO KNOW ABOUT YOUR
RECOMMENDATION MAKE A CARBON COPY OF THIS
AND GIVE IT TO YOUR HEADQUARTERS

FILL IN YOUR
UNIT'S ADDRESS

FOLD BACK

DEPARTMENT OF THE ARMY

POSTAGE AND FEES PAID
DEPARTMENT OF THE ARMY
DOD 314



OFFICIAL BUSINESS
PENALTY FOR PRIVATE USE \$300

TEAR ALONG PERFORATED LINE

Commander
US Army Communications-Electronics Command
and Fort Monmouth
ATTN: AMSEL-ME-MP
Fort Monmouth, New Jersey 07703-5007

RECOMMENDED CHANGES TO EQUIPMENT TECHNICAL PUBLICATIONS



THEN JOT DOWN THE
DOPE ABOUT IT ON THIS
FORM. CAREFULLY TEAR IT
OUT. FOLD IT AND DROP IT
IN THE MAIL.

SOMETHING WRONG WITH THIS PUBLICATION?

FROM: (PRINT YOUR UNIT'S COMPLETE ADDRESS)

DATE SENT

PUBLICATION NUMBER

TM 11-7440-294-24P

PUBLICATION DATE

10 Sept 1985

PUBLICATION TITLE

Modular Collective Protection Equipment (MCPE)

BE EXACT . . . PIN-POINT WHERE IT IS

PAGE
NO

PARA-
GRAPH

FIGURE
NO

TABLE
NO

IN THIS SPACE TELL WHAT IS WRONG
AND WHAT SHOULD BE DONE ABOUT IT:

PRINTED NAME, GRADE OR TITLE, AND TELEPHONE NUMBER

SIGN HERE

DA FORM 2028-2
1 JUL 79

PREVIOUS EDITIONS
ARE OBSOLETE.

PS--IF YOUR OUTFIT WANTS TO KNOW ABOUT YOUR
RECOMMENDATION MAKE A CARBON COPY OF THIS
AND GIVE IT TO YOUR HEADQUARTERS

FILL IN YOUR
UNIT'S ADDRESS

FOLD BACK

DEPARTMENT OF THE ARMY

POSTAGE AND FEES PAID
DEPARTMENT OF THE ARMY
DDO 314




OFFICIAL BUSINESS
PENALTY FOR PRIVATE USE \$300

TEAR ALONG PERFORATED LINE

Commander
US Army Communications-Electronics Command
and Fort Monmouth
ATTN: AMSEL-ME-MP
Fort Monmouth, New Jersey 07703-5007

RECOMMENDED CHANGES TO EQUIPMENT TECHNICAL PUBLICATIONS

 <div style="border: 1px solid black; padding: 5px; margin: 10px auto; width: fit-content;"> <p>THEN JOT DOWN THE DOPE ABOUT IT ON THIS FORM. CAREFULLY TEAR IT OUT. FOLD IT AND DROP IT IN THE MAIL.</p> </div>		<h2 style="margin: 0;">SOMETHING WRONG</h2>		<p>WITH THIS PUBLICATION?</p>		
		<p>FROM: (PRINT YOUR UNIT'S COMPLETE ADDRESS)</p>		<p>DATE SENT</p>		
<p>PUBLICATION NUMBER</p> <p style="text-align: center;">TM 11-7440-294-24P</p>			<p>PUBLICATION DATE</p> <p style="text-align: center;">10 Sept 1985</p>		<p>PUBLICATION TITLE</p> <p style="text-align: center;">Modular Collective Protection Equipment (MCPE)</p>	
<p>BE EXACT ... PIN-POINT WHERE IT IS</p>				<p>IN THIS SPACE TELL WHAT IS WRONG AND WHAT SHOULD BE DONE ABOUT IT:</p>		
<p>PAGE NO</p>	<p>PARA-GRAPH</p>	<p>FIGURE NO</p>	<p>TABLE NO</p>			
<p>PRINTED NAME, GRADE OR TITLE, AND TELEPHONE NUMBER</p>				<p>SIGN HERE</p>		

FILL IN YOUR
UNIT'S ADDRESS

FOLD BACK

DEPARTMENT OF THE ARMY

POSTAGE AND FEES PAID
DEPARTMENT OF THE ARMY
DOD 314



OFFICIAL BUSINESS
PENALTY FOR PRIVATE USE \$300

Commander
US Army Communications-Electronics Command
and Fort Monmouth
ATTN: AMSEL-ME-MP
Fort Monmouth, New Jersey 07703-5007

TEAR ALONG PERFORATED LINE

By Order of the Secretary of the Army:

Official:

JOHN A. WICKHAM JR.
General, United States Army
Chief of Staff

DONALD J. DELANDRO
Brigadier General, United States Army
The Adjutant General

Distribution:

To be distributed in accordance with special list.

* U.S. GOVERNMENT PRINTING OFFICE : 1987 0 - 181-421 (70497)

This fine document...

Was brought to you by me:



[Liberated Manuals -- free army and government manuals](#)

Why do I do it? I am tired of sleazy CD-ROM sellers, who take publicly available information, slap “watermarks” and other junk on it, and sell it. Those masters of search engine manipulation make sure that their sites that sell free information, come up first in search engines. They did not create it... They did not even scan it... Why should they get your money? Why are not letting you give those free manuals to your friends?

I am setting this document FREE. This document was made by the US Government and is NOT protected by Copyright. Feel free to share, republish, sell and so on.

I am not asking you for donations, fees or handouts. If you can, please provide a link to liberatedmanuals.com, so that free manuals come up first in search engines:

<A HREF=<http://www.liberatedmanuals.com/>>Free Military and Government Manuals

- Sincerely
Igor Chudov
<http://igor.chudov.com/>
- [Chicago Machinery Movers](#)