

ARMY TM11-7025-221-20P
MARINE CORPS TM-08467A-20/4

ORGANIZATIONAL MAINTENANCE REPAIR PARTS
AND SPECIAL TOOLS LIST
FOR

MULTIPLEXER, DIGITAL TD-1337(V)1/G
(NSN 7025-01-112-6311)

MULTIPLEXER, DIGITAL TD-1337(V)2/G
(NSN 7025-01-112-6310)

MULTIPLEXER, DIGITAL TD-1337(V)3/G
(NSN 7025-01-112-6312)

MULTIPLEXER, DIGITAL TD-1337(V)4/G
(NSN 7025-01-127-7020)

<p>This publication has been printed by the UNITED STATES ARMY PUBLICATIONS CENTER, ST. LOUIS, MISSOURI, to meet your needs on a timely basis.</p>
--

DEPARTMENTS OF THE ARMY AND THE MARINE CORPS

3 December 1982

TECHNICAL MANUAL
No. 11-7025-221-20P
TECHNICAL MANUAL
TM-08467A-20/4

DEPARTMENTS OF THE ARMY
AND THE MARINE CORPS
WASHINGTON, DC, 3 December 1982

ORGANIZATIONAL MAINTENANCE REPAIR PARTS
AND SPECIAL TOOLS LIST
FOR

MULTIPLEXER, DIGITAL TD-1337(V)1/G
(NSN 7025-01-112-6311)

MULTIPLEXER, DIGITAL TD-1337(V)2/G
(NSN 7025-01-112-6310)

MULTIPLEXER, DIGITAL TD-1337(V)3/G
(NSN 7025-01-112-6312)

MULTIPLEXER, DIGITAL TD-1337(V)4/G
(NSN 7025-01-127-7020)

Current as of 28 June 1982

REPORTING ERRORS AND RECOMMENDING IMPROVEMENTS

You can help improve this manual. If you find any mistakes or if you know of a way to improve the procedures, please let us know. Mail your letter, DA Form 2028 (Recommended Change to Publications and Blank Forms), or DA Form 2028-2 located in back of this manual direct to: Commander, US Army Communications-Electronics Command and Fort Monmouth, ATTN: DRSEL-ME-MP, Fort Monmouth, NJ 07703.

Marine Corps Units should submit NAVMC10772.

In either case, a reply will be furnished direct to you.

Table of Contents

SECTION		Page	Illus Figure
	I. Introduction	1	
	II. Repair Parts List	5	
GROUP	00 Multiplexer, Digital TD-1337(V)/G	6	1
	01 Power Supply	7	2
	02 Panel Assembly, Multiplexer, Control	9	3
SECTION	III. Special Tools List (Not applicable)		
	IV. National Stock Number and Part Number Index	10	

SECTION I INTRODUCTION

1. Scope

This manual lists spares and repair parts; special tools, special test, measurement, and diagnostic equipment (TMDE), and other special support equipment required for performance of organizational maintenance of the TW1337(V)/G. It authorizes the requisitioning and issue of spares and repair parts as indicated by the source and maintenance codes.

2. General

This Repair Parts and Special Tools List is divided into the following sections:

a. Section II. Repair Parts List. A list of spares and repair parts authorized for use in the performance of maintenance. The list also includes parts which must be removed for replacement of the authorized parts. Parts listed are composed of functional groups in numeric sequence, with the parts in each group listed in figure and item number sequence.

b. Section III. Special Tools List. Not applicable.

c. Section IV. National Stock Number and Part Number Index. A list, in National item identification number (NIIN) sequence, of all National stock numbers (NSN) appearing in the listings, followed by a list, in alphanumeric sequence, of all part numbers appearing in the listings. National stock numbers and part numbers are cross-referenced to each illustration figure and item number appearance.

3. Explanation of Columns

a. Illustration. This column is divided as follows:

(1) *Figure number.* Indicates the figure number of the illustration on which the item is shown.

(2) *Item number.* The number used to identify item called out in the illustration.

b. Source, Maintenance, and Recoverability (SMR) Codes.

(1) *Source code.* Source codes indicate the manner of acquiring support items for maintenance, repair, or overhaul of end items. Source codes are entered in the first and second positions of the Uniform SMR Code format as follows:

<i>Code</i>	<i>Definition</i>
PA	— Item procured and stocked for anticipated or known usage.
XB	— Item is not procured or stocked. If not available through salvage, requisition.

NOTE

Cannibalization or salvage may be used as a source of supply for any items source coded above except those coded XA and aircraft support items as restricted by AR 700-42.

(2) *Maintenance code.* Maintenance codes are assigned to indicate the levels of maintenance authorized to USE and REPAIR support items. The maintenance codes are entered in the third and fourth positions of the Uniform SMR Code format as follows:

(a) The maintenance code entered in the third position will indicate the lowest maintenance level authorized to remove, replace, and use the support item. The maintenance code entered in the third position will indicate one of the following levels of maintenance:

<i>Code</i>	<i>Application/Explanation</i>
O	— Support item is removed, replaced, used at the organizational level.

(b) The maintenance code entered in the fourth position indicates whether the item is to be repaired and identifies the lowest maintenance level with the capability to perform complete repair (i.e., all authorized maintenance functions). This position will contain one of the following maintenance codes:

<i>Code</i>	<i>Application/Explanation</i>
F	— The lowest maintenance level capable of complete repair of the support item is the direct support level.
H	— The lowest maintenance level capable of complete repair of the support item is the general support level.
D	— The lowest maintenance level capable of complete repair of the support item is the depot level.
Z	— Nonreparable. No repair is authorized.

(3) *Recoverability code.* Recoverability codes are assigned to support items to indicate the disposition

action on unserviceable items. The recoverability code is entered in the fifth position of the Uniform SMR Code format as follows:

<i>Recoverability Codes</i>	<i>Definition</i>
Z	— Nonreparable item. When unserviceable, condemn and dispose at the level indicated in position 3.
F	— Reparable item. When uneconomically reparable, condemn and dispose at the direct support level.
H	— Reparable item. When uneconomically reparable, condemn and dispose at the general support level.
L	— Reparable item. Repair, condemnation, and disposal not authorized below depot/specialized repair activity level.

c. National Stock Number. Indicates the National stock number assigned to the item and will be used for requisitioning purposes.

d. Federal Supply Code for Manufacturer (FSCM). The FSCM is a 5-digit numeric code listed in SB 708-41/42 which is used to identify the manufacturer, distributor, or Government agency, etc.

e. Part Number. Indicates the primary number used by the manufacturer (individual, company, firm, corporation, or Government activity), which controls the design and characteristics of the item by means of its engineering drawings, specifications, standards, and inspection requirements to identify an item or range of items.

N O T E

When a stock numbered item is requisitioned, the repair part received may have a different part number than the part being replaced.

f. Description. Indicates the Federal item name and, if required, a minimum description to identify the item.

g. Unit of Measure (U/M). Indicates the standard of the basic quantity of the listed item as used in performing the actual maintenance function. This measure is expressed by a two-character alphabetical abbreviation (e.g., ea. in, pr, etc). When the unit of measure differs from the unit of issue, the lowest unit of issue that will satisfy the required units of measure will be requisitioned.

h. Quantity Incorporated in Unit. Indicates the quantity of the item used in the breakout shown on the illustration figure, which is prepared for a functional group, subfunctional group, or an assembly. A "V" appearing in this column in lieu of a quantity indicates that no specific quantity is applicable, (e.g., shims, spacers, etc).

4. Special Information

a. Usable on codes are shown in the description column. Uncoded items are applicable to all models. Identification of the usable on codes used in this publication are:

<i>Code</i>	<i>Used on</i>
ELC	TD-1337(V)1/G
ELD	TD-1337(V)2/G
ELE	TW1337(V)3/G
ELF	TD-1337(V)4/G

b. The following publications pertain to the TD-1337(V)/G and their components:

TM 11-7025-221-10, Multiplexer, Digital TD-1337(V)/G (To be published)

TM 11-7025-221-20, Multiplexer, Digital TD-1337(V)/G (To be published)

c. National stock numbers (NSN's) that are missing from P source coded items have been applied for and will be added to this TM by future change/revision when they are entered in the Army Master Data File (AMDF). Until the NSN's are established and published, submit exception requisitions to: Commander, US Army Communications-Electronics Command and Fort Monmouth, ATTN: DRSEL-MM, Fort Monmouth, NJ 07703 for the part required to support your equipment.

d. The illustrations in this manual are identical to those published in TM 11-7025-221-34P. Only those parts assigned the third position SMR maintenance code "C" or "O" are listed in the tabular listing. Only illustrations containing organizational authorized items appear in this manual.

5. How to Locate Repair Parts

a. When National stock number or part number is unknown.

(1) *First.* Using the table of contents, determine the functional group within which the item belongs. This is necessary since illustrations are prepared for functional groups and listings are divided into the same groups.

(2) *Second.* Find the illustration covering the functional group to which the item belongs.

(3) *Third.* Identify the item on the illustration and note the illustration figure and item number of the item.

(4) *Fourth.* Using the Repair Parts Listing, find the figure and item number noted on the illustration.

b. When National stock number or part number is known.

(1) *First.* Using the Index of National Stock Numbers and Part Numbers, find the pertinent

National stock number or part number. This index is in NIIN sequence followed by a list of part numbers in alphamenc sequence, cross-referenced to the illustration figure number and item number.

(2) *Second.* After finding the figure and item number, locate the figure and item number in the repair parts list.

6. Abbreviations

Not applicable.

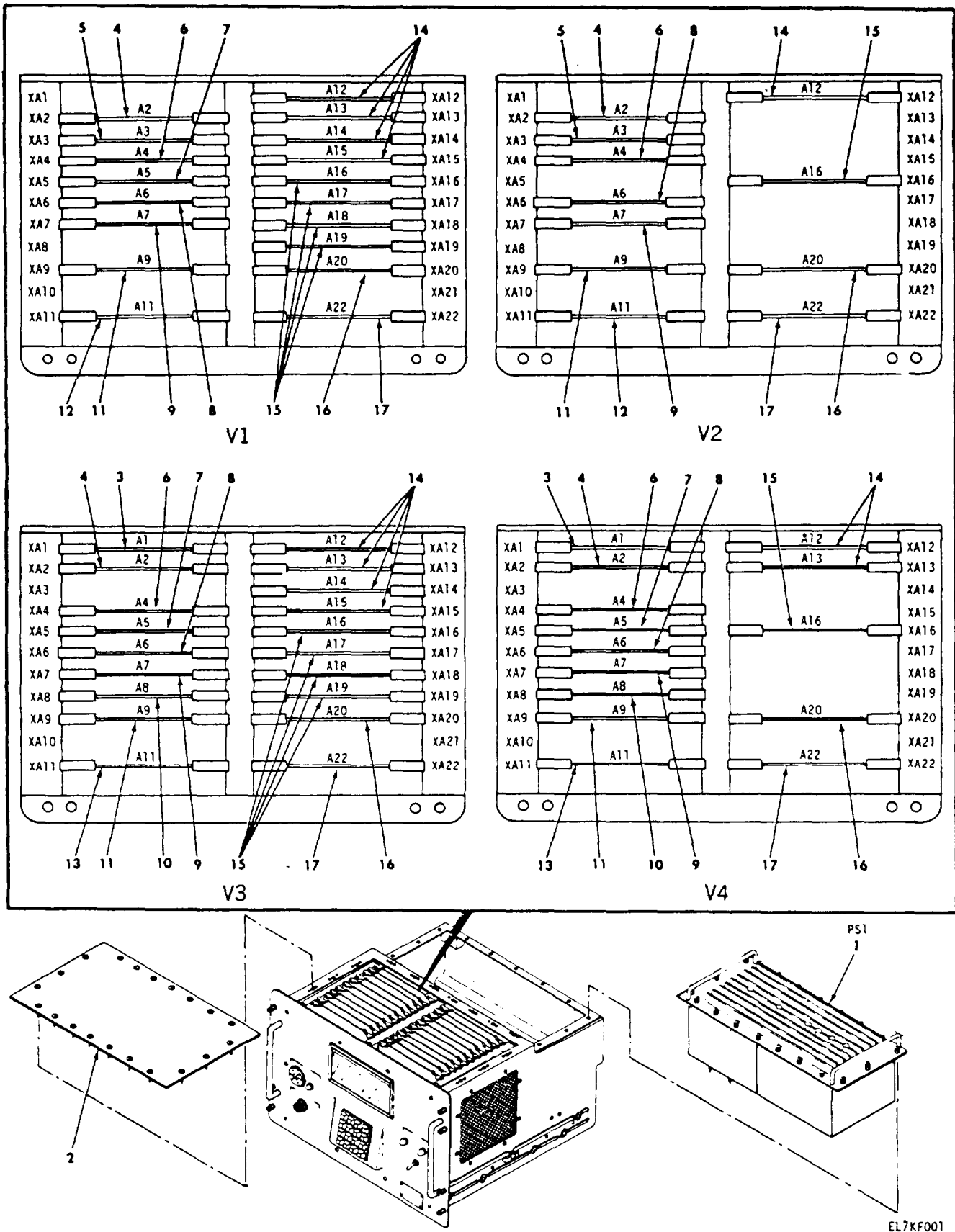
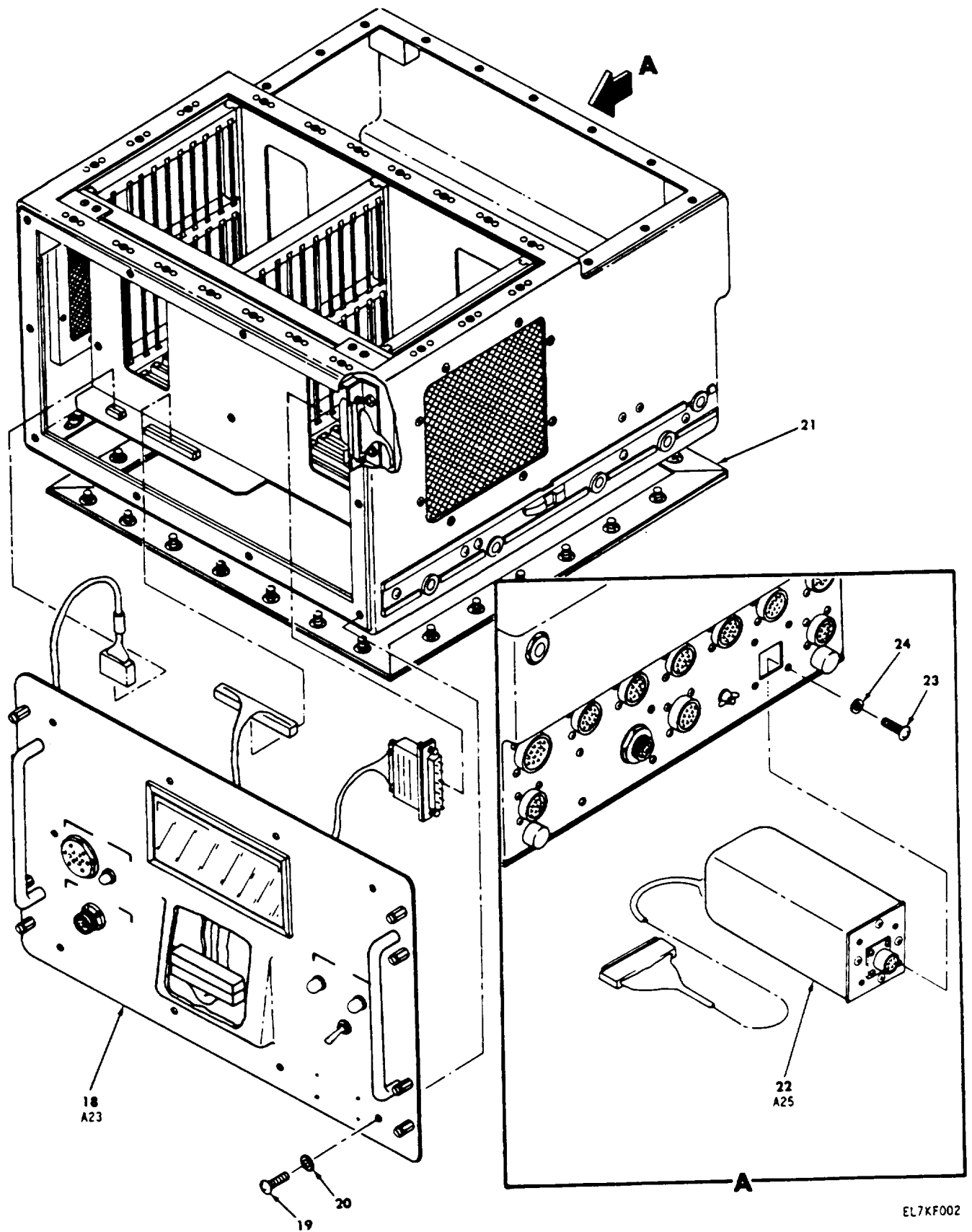


Figure 1. Multiplexer, Digital TD-1337(VG)/G (sheet 1 of 2)



EL7KF002

Figure 1. Multiplexer, Digital TD-1337(VG)/G (sheet 2 of 2)

TM11-7025-221-20P/TM-08467A-20/4									
(1)		(2)	(3)	(4)	(5)	(6)	(7)		(8)
ILLUSTRATION						DESCRIPTION			QTY
FIG	(B)		NATIONAL		PART			INC	
NO	ITEM	SMR	STOCK	FSCM	NUMBER		USABLE ON CODE	U/M	IN
	NO	CODE	NUMBER						UNIT
GROUP 00 MULTIPLEXER,DIGITAL TD-1337(V)/G									
1	1	PAOHH	6130-01-111-3968	80063	SM-F-978450	POWER SUPPLY ASSEMB		EA	1
1	2	XBOFF		80063	SM-D-978429	PANEL ASSY,ACS TOP		EA	1
1	3	PAODL	5895-01-109-8062	80063	SM-D-978615	CIRCUIT CARD ASSEMB,CESE STATUS COLLECTOR	ELE,ELF	EA	1
1	4	PAODL	5895-01-109-8052	80063	SM-D-978560	CIRCUIT CARD ASSEMB,SYNCHRONIZER AND SYNTHESIZER		EA	1
1	5	PAODL	5895-01-109-8061	80063	SM-D-978610	CIRCUIT CARD ASSEMB,TD-660 I/O	ELC,ELD	EA	1
1	6	PAODL	5895-01-109-8057	80063	SM-D-978590	CIRCUIT CARD ASSEMB,LOOP MODEM/RATE MEASUREMENT		EA	1
1	7	PAODL	5895-01-109-8058	80063	SM-D-978595	CIRCUIT CARD ASSEMB,MUX INPUT BUFFER	ELC,ELE,ELF	EA	1
1	8	PAODL	5895-01-111-3977	80063	SM-D-978570	CIRCUIT CARD ASSEMB,MUX		EA	1
1	9	PAODL	5895-01-109-8056	80063	SM-D-978585	CIRCUIT CARD ASSEMB,16 DVOW		EA	1
1	10	PAODL	5895-01-109-8055	80063	SM-D-978580	CIRCUIT CARD ASSEMB,2.4 DVOW	ELE,ELF	EA	1
1	11	PAODL	5895-01-109-8051	80063	SM-D-978555	CIRCUIT CARD ASSEMB,NON-VOLATILE MEMORY		EA	1
1	12	PAODL	5895-01-109-8050	80063	SM-D-978550	CIRCUIT CARD ASSEMB,MICROPROCESSOR (A)	ELC,ELD	EA	1
1	13	PAODL	5895-01-109-8063	80063	SM-D-978630	CIRCUIT CARD ASSEMB,MICROPROCESSOR (B)	ELE,ELF	EA	1
1	14	PAODL	5895-01-109-8059	80063	SM-D-978600	CIRCUIT CARD ASSEMB,OUTPUT BUFFER		EA	V
1	15	PAODL	5895-01-109-8053	80063	SM-D-978565	CIRCUIT CARD ASSEMB,DEMUX		EA	V
1	16	PAODL	5895-01-109-8060	80063	SM-D-978605	CIRCUIT CARD ASSEMB,GROUP MODEM		EA	1
1	17	PAODL	5895-01-109-8054	80063	SM-D-978575	CIRCUIT CARD ASSEMB,PHASE LOCKED LOOP		EA	1
1	18	XBOFF		80063	SM-F-978490	PANEL ASSY,MUX,CONT		EA	1
1	19	PAOZZ	5305-01-030-2255	80205	NAS1635-3-10	SCREW,MACHINE		EA	16
1	20	PAOZZ	5330-01-014-4316	80205	NAS1523C3B	PACKING WITH RETAIN		EA	10
1	21	XBOFF		80063	SM-D-978428	PANEL ASSY,ACS-BOT		EA	1
1	22	PAODL		80063	SM-D-978520	RED CESE ASSEMBLY	ELE,ELF	EA	1
1	23	PAOZZ	5305-01-020-0178	80205	NAS1635-08-7	SCREW,MACHINE		EA	4
1	24	PAOZZ	5310-00-880-5978	96906	MS15795-807	WASHER,FLAT		EA	8

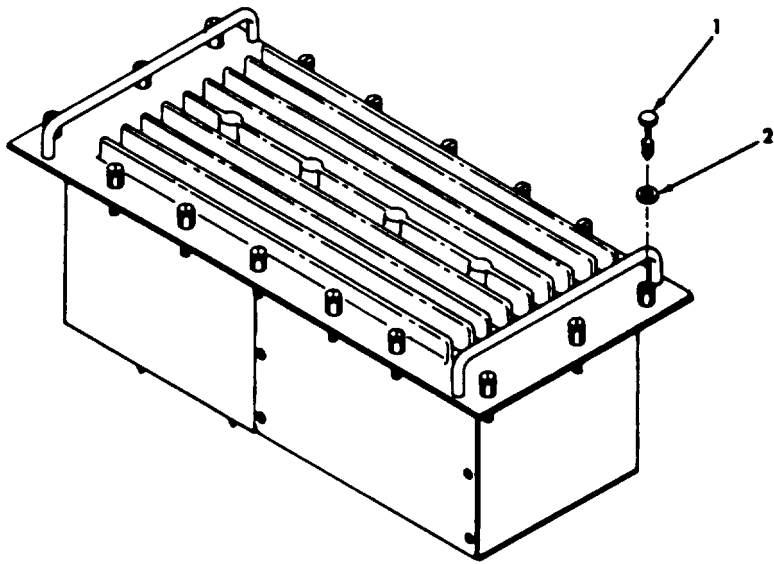
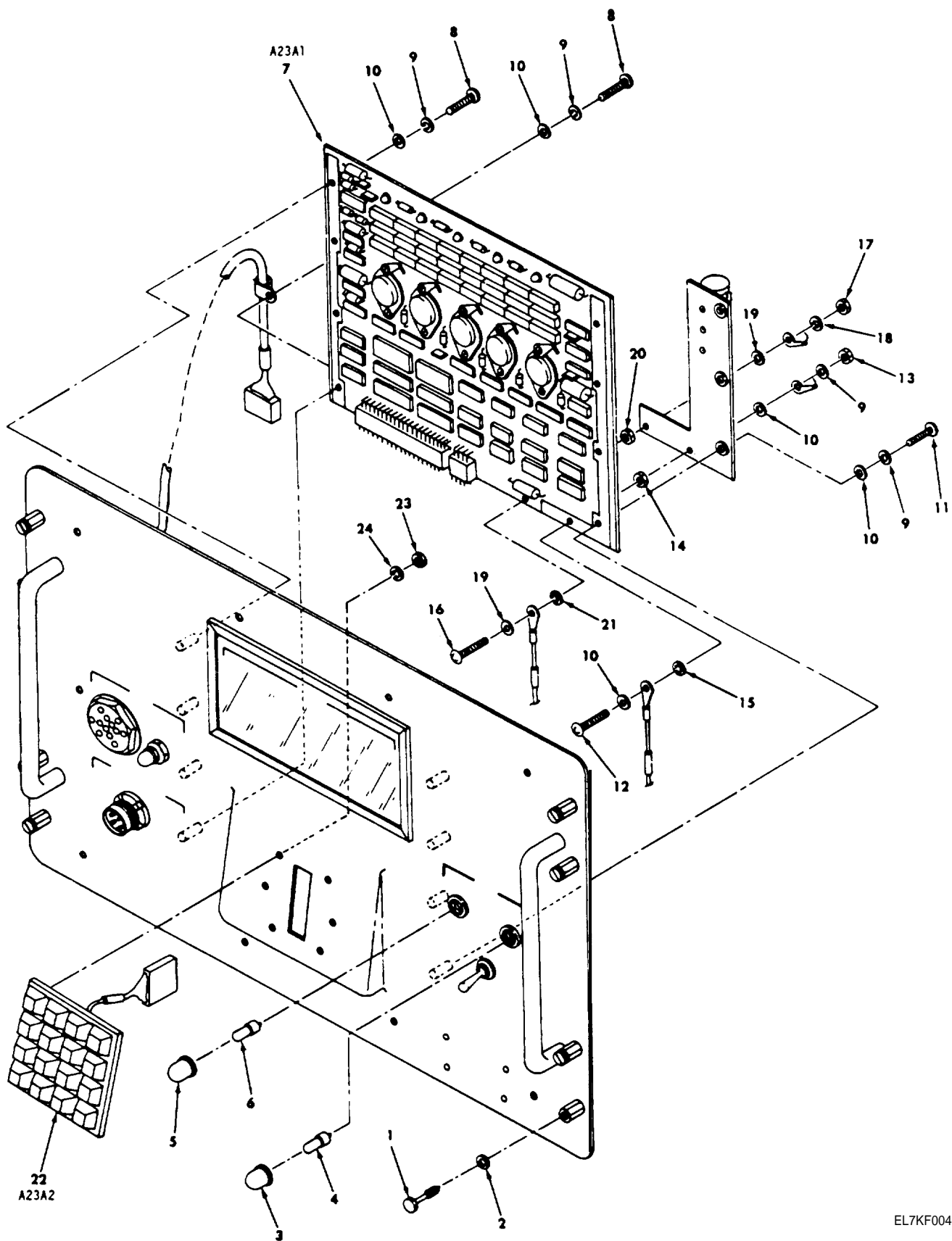


Figure 2. Power supply.

EL7KFO03

(1) ILLUSTRATION		(2)	(3)	(4)	(5)	(6)	(7)	(8)
(a) FIG NO.	(b) ITEM NO.	SMR CODE	NATIONAL STOCK NUMBER	FSCM	PART NUMBER	DESCRIPTION USABLE ON CODE	U/M	QTY INC IN UNIT
						GROUP 01 POWER SUPPLY		
2	1	PAOZZ	5306-01-065-7118	80063	SM-C-775486-5	BOLT, TARGET	EA	16
2	1	PAOZZ	5310-00-619-1148	96906	MS15795-808	WASHER, FLAT.....	EA	25



EL7KF004

Figure 3. Panel assembly, multiplexer, control.

TM11-7025-221-20P/TM-08467A-20/4									
(1)	(2)	(3)	(4)	(5)	(6)	(7)	(8)		
ILLUSTRATION					DESCRIPTION				
(A)	(B)								
FIG	ITEM	SMR	NATIONAL		PART				
NO	NO	CODE	STOCK	FSCM	NUMBER		USABLE ON CODE	U/M	QTY INC IN UNIT
			NUMBER						
GROUP 02 PANEL ASSEMBLY,MULTIPLEXER,CONTROL									
3	1	PAOZZ	5306-01-065-7118	80063	SM-C-775486-5	BOLT,TARGET		EA	8
3	2	XBOZZ	5330-01-014-4316	80205	NAS1523C3B	PACKING WITH RETAIN		EA	8
3	3	PAOZZ	6210-00-401-9773	81349	LC33WT2	LENS,LIGHT		EA	1
3	4	PAOZZ	6240-00-723-3378	81349	M15098/11-002	LAMP,GLOW		EA	1
3	5	PAOZZ	6210-00-183-0511	81349	LC35CN2	LENS,LIGHT		EA	1
3	6	PAOZZ	5961-01-076-8659	72619	521-9201	LIGHT EMITTING DIOD		EA	1
3	7	PAODL	5895-01-109-8048	80063	SM-D-978510	CIRCUIT CARD ASSEMB.DISPLAY		EA	1
3	8	PAOZZ	5305-00-054-6668	96906	MS51957-43	SCREW,MACHINE		EA	9
3	9	PAOZZ	5310-00-933-8119	96906	MS35338-137	WASHER,LOCK		EA	14
3	10	PAOZZ	5310-00-880-5978	96906	MS15795-807	WASHER,FLAT		EA	16
3	11	PAOZZ	5305-00-054-6671	96906	MS51957-46	SCREW,MACHINE		EA	3
3	12	PAOZZ	5305-00-054-6672	96906	MS51957-47	SCREW,MACHINE		EA	1
3	13	PAOZZ	5310-00-837-1381	80205	NAS671C8	NUT,PLAIN,HEXAGON		EA	2
3	14	XBOZZ		80205	NAS1786B08-2	SPACER,THREADED		EA	1
3	15	PAOZZ	5310-00-543-2739	96906	MS35333-72	WASHER,LOCK		EA	1
3	16	PAOZZ	5305-00-059-3662	96906	MS51958-66	SCREW,MACHINE		EA	1
3	17	XBOZZ	5310-00-268-6022	88044	AN315C3R	NUT,PLAIN,HEXAGON		EA	1
3	18	PAOZZ	5310-00-933-8120	96906	MS35338-138	WASHER,LOCK		EA	1
3	19	PAOZZ	5310-00-619-1148	96906	MS15795-806	WASHER,FLAT		EA	2
3	20	XBOZZ		80205	NAS1786B3-2	SPACER,THREADED		EA	1
3	21	PAOZZ	5310-00-543-5933	96906	MS35333-73	WASHER,LOCK		EA	1
3	22	PAOFF		80063	SM-D-978498	KEYBOARD ASSY		EA	1
3	23	PAOZZ	5310-00-934-9761	96906	MS35649-264	NUT,PLAIN,HEXAGON		EA	6
3	24	PAOZZ	5310-00-929-6395	96906	MS35338-136	WASHER,LOCK		EA	6

NATIONAL STOCK NUMBER AND PART NUMBER INDEX				TM11-7025-221-20P/TM-08467A-20/4			
STOCK NUMBER	FIGURE NO	ITEM NO	STOCK NUMBER	FIGURE NO	ITEM NO		
5305-00-054-6668	3	8	5305-01-030-2255	1	19		
5305-00-054-6671	3	11	5306-01-065-7118	2	1		
5305-00-054-6672	3	12	5306-01-065-7118	3	1		
5305-00-059-3662	3	16	5961-01-076-8659	3	6		
6210-00-183-0511	3	5	5895-01-109-8048	3	7		
5310-00-268-6022	3	17	5895-01-109-8050	1	12		
6210-00-401-9773	3	3	5895-01-109-8051	1	11		
5310-00-543-2739	3	15	5895-01-109-8052	1	4		
5310-00-543-5933	3	21	5895-01-109-8053	1	15		
5310-00-619-1148	2	2	5895-01-109-8054	1	17		
5310-00-619-1148	3	19	5895-01-109-8055	1	10		
6240-00-723-3378	3	4	5895-01-109-8056	1	9		
5310-00-837-1381	3	13	5895-01-109-8057	1	6		
5310-00-880-5978	1	24	5895-01-109-8058	1	7		
5310-00-880-5978	3	10	5895-01-109-8059	1	14		
5310-00-929-6395	3	24	5895-01-109-8060	1	16		
5310-00-933-8119	3	9	5895-01-109-8061	1	5		
5310-00-933-8120	3	18	5895-01-109-8062	1	3		
5310-00-934-9761	3	23	5895-01-109-8063	1	13		
5330-01-014-4316	1	20	6130-01-111-3968	1	1		
5330-01-014-4316	3	2	5895-01-111-3977	1	8		
5305-01-020-0178	1	23					
FSCM	PART NUMBER	FIGURE NO	ITEM NO	FSCM	PART NUMBER	FIGURE NO	ITEM NO
88044	AN315C3R	3	17	80063	SM-C-775486-5	2	1
81349	LC33WT2	3	3	80063	SM-C-775486-5	3	1
81349	LC35CN2	3	5	80063	SM-D-978428	1	21
96906	MS15795-807	1	24	80063	SM-D-978429	1	2
96906	MS15795-807	3	10	80063	SM-D-978498	3	22
96906	MS15795-808	2	2	80063	SM-D-978510	3	7
96906	MS15795-808	3	19	80063	SM-D-978520	1	22
96906	MS35333-72	3	15	80063	SM-D-978550	1	12
96906	MS35333-73	3	21	80063	SM-D-978555	1	11
96906	MS35338-136	3	24	80063	SM-D-978560	1	4
96906	MS35338-137	3	9	80063	SM-D-978565	1	15
96906	MS35338-138	3	18	80063	SM-D-978570	1	8
96906	MS35649-264	3	23	80063	SM-D-978575	1	17
96906	MS51957-43	3	8	80063	SM-D-978580	1	10
96906	MS51957-46	3	11	80063	SM-D-978585	1	9
96906	MS51957-47	3	12	80063	SM-D-978590	1	6
96906	MS51958-66	3	16	80063	SM-D-978595	1	7
81349	M15098/11-002	3	4	80063	SM-D-978600	1	14
80205	NAS1523C3B	1	20	80063	SM-D-978605	1	16
80205	NAS1523C3B	3	2	80063	SM-D-978610	1	5
80205	NAS1635-C8-7	1	23	80063	SM-D-978615	1	3
80205	NAS1635-3-10	1	19	80063	SM-D-978630	1	13
80205	NAS1786B08-2	3	14	80063	SM-F-978450	1	1
80205	NAS1786B3-2	3	20	80063	SM-F-978490	1	18
80205	NAS671C8	3	13	72619	521-9201	3	6

By Order of the secretaries of the Army and the Marine Corps.

Official:

ROBERT M. JOYCE

*Major General, United States Army
The Adjutant General*

H.A. HATCH

*Lieutenant General, Marine Corps
Deputy Chief of Staff Installation
and Logistics Command*

E. C. MEYER

*Geneml, United States Army
Chief of Staff*

Distribution:

To be distributed in accordance with Special Mailing List.

This fine document...

Was brought to you by me:



[Liberated Manuals -- free army and government manuals](#)

Why do I do it? I am tired of sleazy CD-ROM sellers, who take publicly available information, slap “watermarks” and other junk on it, and sell it. Those masters of search engine manipulation make sure that their sites that sell free information, come up first in search engines. They did not create it... They did not even scan it... Why should they get your money? Why are not letting you give those free manuals to your friends?

I am setting this document FREE. This document was made by the US Government and is NOT protected by Copyright. Feel free to share, republish, sell and so on.

I am not asking you for donations, fees or handouts. If you can, please provide a link to liberatedmanuals.com, so that free manuals come up first in search engines:

<A HREF=<http://www.liberatedmanuals.com/>>Free Military and Government Manuals

- Sincerely
Igor Chudov
<http://igor.chudov.com/>
- [Chicago Machinery Movers](#)