

TECHNICAL MANUAL

**ORGANIZATIONAL MAINTENANCE REPAIR
PARTS
AND SPECIAL TOOLS LIST**

FOR

**RADIAC SET AN/PDR-60
(NSN 6665-00-965-1516)**

HEADQUARTERS, DEPARTMENT OF THE ARMY

DECEMBER 1978

ORGANIZATIONAL MAINTENANCE REPAIR PARTS

AND SPECIAL TOOLS LISTS

FOR

RADIAC SET AN/PDR-60

CNSN 6665-00-965-1516)

Current as of 25 August 1978

REPORTING OF ERRORS

You can improve this manual by recommending improvements using DA Form 2028-2 located in the back of the manual. Simply tear out the self-addressed form. Fill it out as shown on the sample, fold it where shown, and drop it in the mail.

If there are no blank DA Form 2028-2 in the back of your manual, use the standard DA Form 2028 (Recommended Changes to Publications and Blank Forms) and forward to the Commander, US Army Communications and Electronics Materiel Readiness Command, ATTN: DRSEL-ME-MQ, Fort Monmouth, New Jersey 07703.

In either case a reply will be furnished direct to you.

Table of Contents

		Page	Illus Figure
Section	I. Introduction	1	
	II. Reports lit.....	5	
Group	00 Radic Set ANIPDR-60.....	5	1
	01 Redicmeter IM-170/PDR-60 (A1).....	7	2
	0101 Amplifier trigger assembly (P-8A) (A201) (No parts authorized)		
	0102 High voltage power supply (P-7) (PS101) (No parts authorized)		
	0103 Meter accessory assembly (P-9A) (A301) (No parts authorized)		
	02 Probe. Radiac DT-243PDR-60 (AC-3) (A601).....	9	3
	03 Probe. Radiac DT-269/PDR-60 (PG- 1) (A401) (No parts authorized)		
	04 Headset H-43B/U (See TM 11-5965-247-12P for parts)		
	05 Case. Radiac Set CY-3156/PDR-60 (ASO1) (No parts authorized)		
Section	III. Special tools list (Not applicable)		
	IV. National stock number and part number index.....	10	

*This manual supersedes so much of TM 11-6665-221-15, 10 January 1966, including Change 2, 23 April 1968, as pertains to organizational repair parts and special tools lists.

SECTION I

INTRODUCTION

1. Scope

This manual lists spares and repair parts; special tools; special test, measurement, and diagnostic equipment (TMDE), and other special support equipment required for performance of organizational maintenance of the AN/PDR-60. It authorizes the requisitioning and issue of spares and repair parts as indicated by the source and maintenance codes.

2. General

This Repair Parts and Special Tools List is divided into the following sections:

a. Section II. Repair Parts List. A list of spares and repair parts authorized for use in the performance of maintenance. The list also includes parts which must be removed for replacement of the authorized parts. Parts lists are composed of functional groups in numeric sequence, with the parts in each group listed in figure and item number sequence.

b. Section III. Special Tools List. Not applicable.

c. Section IV. National Stock Number and Part Number Index. A list, in National item identification number (NIIN) sequence, of all National stock numbers (NSN) appearing in the listings, followed by a list, in alphanumeric sequence, of all part numbers appearing in the listings. National stock numbers and part numbers are cross-referenced to each illustration figure and item number appearance.

3. Explanation of Columns

a. Illustration. This column is divided as follows:

(1) Figure number. Indicates the figure number of the illustration on which the item is shown.

(2) Item number. The number used to identify item called out in the illustration.

b. Source, Maintenance, and Recoverability (SMR) Codes.

(1) Source code. Source codes indicate the manner of acquiring support items for maintenance, repair, or overhaul of end items. Source : odes are entered in the first and second positions)f the Uniform SMR Code format as follows:

<i>Code</i>	<i>Definition</i>
PA--	Item procured and stocked for anticipated or known usage.

*Code**Definition*

PD-Support item, excluding support equipment, procured for initial issue or outfitting and stocked only for subsequent or additional initial issues or outfittings. Not subject to automatic replenishment.

XD-A support item that is not stocked. When required, item will be procured through normal supply channels.

NOTE

Cannibalization or salvage may be used as a source of supply for any items source coded above except those coded XA and aircraft support items as restricted by AR 700-2.

(2) Maintenance code. Maintenance codes are assigned to indicate the levels of maintenance authorized to USE and REPAIR support items. The maintenance codes are. entered in the third and fourth positions of the Uniform SMR Code format as follows:

(a) The maintenance code entered in the third position will indicate the lowest maintenance level authorized to remove, replace, and use the support item. The maintenance code entered in the third position will indicate one of the following levels of maintenance:

<i>Code</i>	<i>Application/Explanation</i>
C--	Crew or operator maintenance performed within organizational maintenance.
O-	Support item is removed, replaced, used at the organizational level.

(b) The maintenance code entered in the fourth position indicates whether the item is to be repaired and identifies the lowest maintenance level with the capability to perform complete repair (ie., all authorized maintenance functions). This position will contain one of the following maintenance codes:

<i>Code</i>	<i>Application/Explanation</i>
O-	The lowest maintenance level capable of complete repair of the support item is the organizational level.
H-	The lowest maintenance level capable of complete repair of the support item is the general support level.
D-	The lowest maintenance level capable of complete repair of the support item is the depot level.

Code. *Application/Explanation*

Z--Nonreparable. No repair is authorized.

(3) Recoverability code. Recoverability codes are assigned to support items to indicate the disposition action on unserviceable items. The recoverability code is entered in the fifth position of the Uniform SMR Code format as follows:

Recoverability

codes

Definition

Z--Nonreparable item. When unserviceable, condemn and dispose at the level indicated in position 3.

O--Reparable item. When uneconomically reparable, condemn and dispose organizational level.

H-Reparable item. When uneconomically reparable, condemn and dispose at the general support level.

D--Reparable item. When beyond lower level repair capability, return to depot. Condemnation and disposal not authorized below depot level.

A--Item requires special handling or condemnation procedures because of specific reasons (i.e., precious metal content, high dollar value, critical material or hazardous material). Refer to appropriate manuals/directives for specific instructions.

c National Stock Number. Indicates the National stock number assigned to the item and will be used for requisitioning purposes.

d. Part Number. Indicates the primary number used by the manufacturer (individual, company, firm, corporation, or Government activity), which controls the design and characteristics of the item by means of its engineering drawings, specifications, standards, and inspection requirements to identify an item or range of items.

NOTE

When a stock numbered item is requisitioned, the repair part received may have a different part number than the part being replaced

e. Federal Supply Code for Manufacturer (FSCM)
The FSCM is a 5-digit numeric code listed in SB708-42 which is used to identify the manufacturer, distributor, or Government agency, etc.

f. Description. Indicates the Federal item name and, if required, a minimum description to identify the item.

g. Unit of Measure (U/M). Indicates the standard of the basic quantity of the listed item as used in performing the actual maintenance function. This measure is expressed by a two-character alphabetical abbreviation (e.g., ea, in, pr, etc). When the unit of measure differs from the unit of issue, the lowest unit of issue that will

satisfy the required units of measure will be requisitioned.

h. Quantity Incorporated in Unit. Indicates the quantity of the item used in the breakout shown on the illustration figure, which is prepared for a functional group, subfunctional group, or an assembly.

4. Special Information

a. The following publications pertain to the AN/PDRO6 and its components:

TM 11 4965.-247-12P, Headset, Electrical H-43B/U

TM 11.6665-221--15, Radiac Set AN/PDR-60 (Eberline Instrument Corporation Portable Alpha Counter Model PAC-ISAGA)

b. The illustrations in this manual are identical to those published in TM 11665-221-40P. Only those parts assigned the third position SMR maintenance code "C" or "O" are listed in the tabular listing; therefore, there may be a break in the item number sequence. Only illustrations containing organizational authorized items appear in this manual.

5. How to Locate Repair Parts

a. When National stock number or part number is unknown.

(1) First. Using the table of contents, determine the functional group within which the item belongs. This is necessary since illustrations are prepared for functional groups and listings are divided into the same groups.

(2) Second. Find the illustration covering the functional group to which the item belongs.

(3) Third Identify the item on the illustration and note the illustration figure and item number of the item.

(4) Fourth. Using the Repair Parts Listing, find the figure and item number noted on the illustration.

b. When National stock number or part number is known.

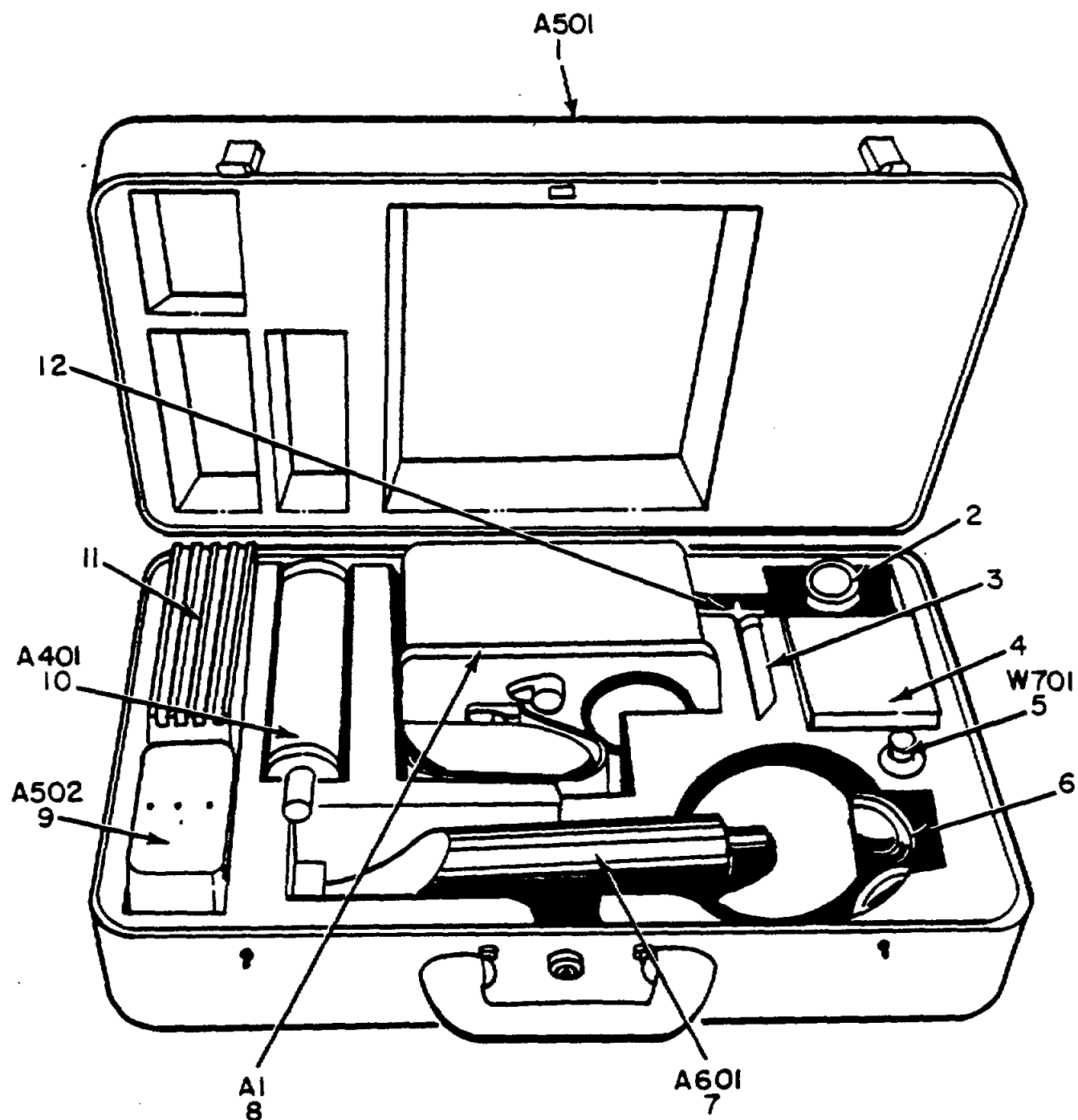
(1) First. Using the Index of National Stock Numbers and Part Numbers, find the pertinent National stock number or part number. This index is in NIIN sequence followed by a list of part numbers in alphanumeric sequence, cross-referenced to the illustration figure number and item number.

(2) Second. After finding the figure and item number, locate the figure and item number in the repair parts list.

6. Abbreviations

Not applicable.

(Next printed page is 4)



NOTE: ITEMS 13 THRU 16
LISTED BUT NOT SHOWN

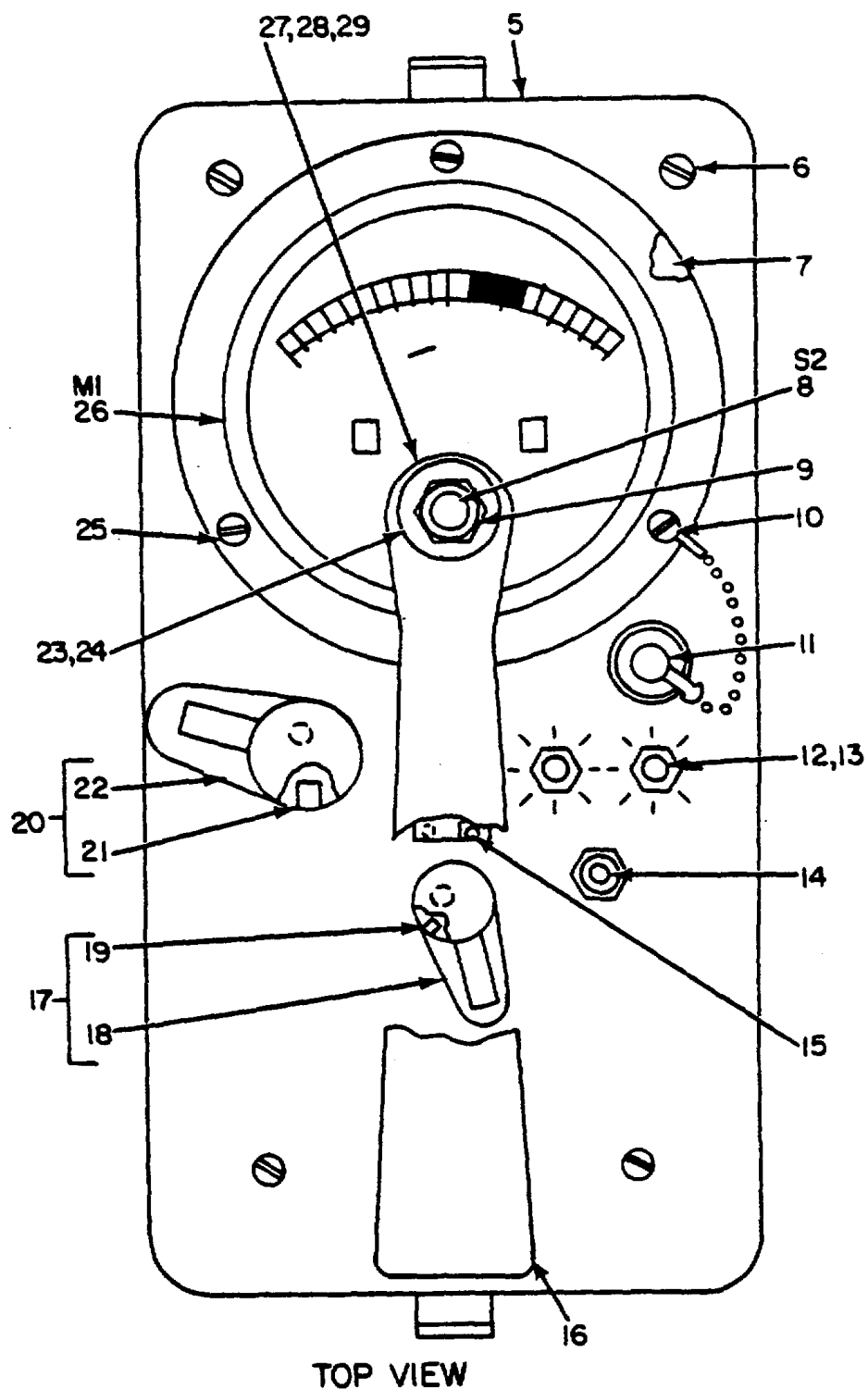
EL4ZV001

Figure 1. Radiac Set AN/PDR-60.

SECTION II

TM 11-6665-221-20P

(1) ILLUSTRATION		(2)	(3)	(4)	(5)	(6) DESCRIPTION	(7)	(8) QTY INC IN UNIT
(a) FIG. NO.	(b) ITEM NO.	SMR CODE	NATIONAL STOCK NUMBER	PART NUMBER	FSCM	USABLE ON CODE	U/M	
						GROUP 00 RADIAC SET AN/POR-60		
1	1	XDOZZ	6665-00-965-1517	CY-3156/POR-60	80058	CASE, RADIAC SET.....	EA	1
1	2	PAOZA	6665-00-802-9126	CS-12	04596	TEST SAMPLE, RAACT.....	EA	1
1	3	PAOZZ	666500-908-8293	10125-899	04596	SLING, CARRYING.....	EA	1
1	5	PAOZZ	666500-702-8270	CG-2203/POR-60	80058	ASSEMBLY,CABLE,RF.....	EA	1
1	6	POCDO	5965-00-651-7372	H-428/U	80058	HEADSET.....	EA	1
1	7	PAOHH	6665-00-965-1521	DT-243/POR-60	04596	PROBE,RADIAC.....	EA	1
1	8	XDOHH		IM-170/POR-60	80058	RADIACMETER.....	EA	1
1	9	PAOZZ	6665-00-831-6125	AC—3F	04896	ASSEMBLY,PROBE FP.....	EA	1
1	10	XDOHH		DT-269/POR-60	04596	PROBE,RADIAC.....	EA	1
1	11	PAOZZ	6665-00908-8289	AC-3M-2	04596	MASK,PLATTER SHLD.....	EA	1



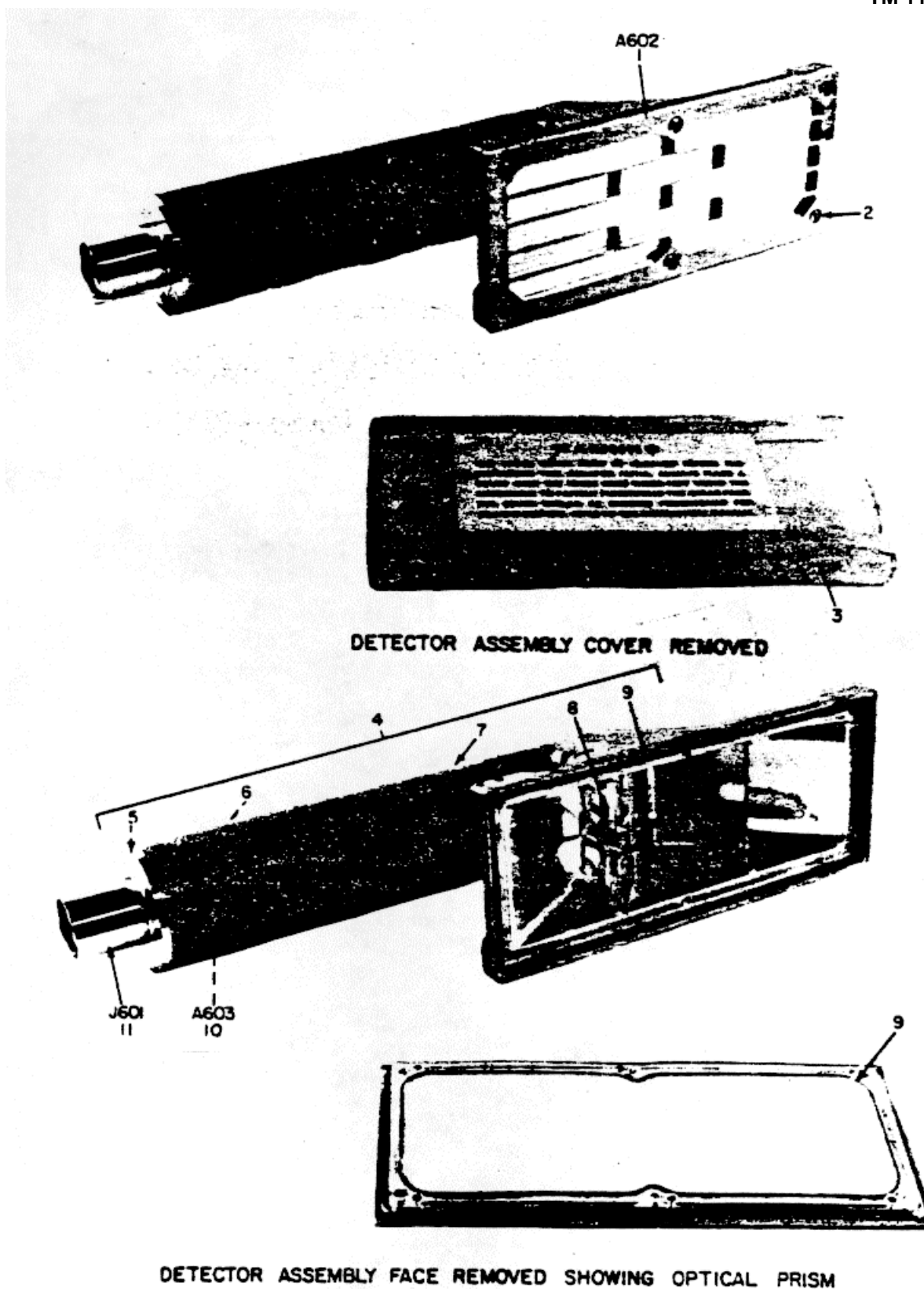
EL4ZV003

Figure 2. Radiacmeter IM-170/PDR-60(A1), Case Removed.

SECTION II

TM 11-6665-221-20P

(1) ILLUSTRATION		(2)	(3)	(4)	(5)	(6) DESCRIPTION	(7)	(8) QTY INC IN UNIT
(a) FIG. NO.	(b) ITEM NO.	SMR CODE	NATIONAL STOCK NUMBER	PART NUMBER	FSCM	USABLE ON CODE	U/M	
						GROUP 01 RADIACMETER IM-170/POR-60 (A1)		
2	10	XDOZZ		6-32X7-L68HSS	12360	SCREW,MACHING	EA	1
2	11	PAOZZ	5935-00-885-2244	CM-1234/U	80058	COVER,ELEC COMM	EA	1
2	12	XDOZZ		M-4768	01121	NUT,PLAIN,CAP	EA	2
2	17	XDOOO		10294-A26	04596	ASSEMBLY,KNOB	EA	1
2	18	PAOZZ	5355-00-948-0195	10189-A11	04596	KNOB	EA	1
2	19	XDOZZ		4-40-40X1-0LGSS	12360	SETSCREW	EA	1
2	20	XDOOO		10031-A158	04596	ASSEMBLY,KNOB	EA	1
2	21	PAOZZ	5305-00-531-0137	AM5650C6H2	88044	SETSCREW	EA	1
2	22	PAOZZ	5355-00-930-5335	10031-A117	04596	KNOB	EA	1



EL4ZV012

Figure 3. Probe, Radiac DT-243/PDR-60 AC-3 (A601)

SECTION II

TM 11-6665-221-20P

(1) ILLUSTRATION		(2)	(3)	(4)	(5)	(6) DESCRIPTION	(7)	(8) QTY INC IN UNIT
(a) FIG. NO.	(b) ITEM NO.	SMR CODE	NATIONAL STOCK NUMBER	PART NUMBER	FSCM	USABLE ON CODE	U/M	
						GROUP 02 PROBE,RADIAC DT-243/POR-60 AC-3 (A601)		
3	1	PAOZZ	6665-00-831-3125	AC-3F	04596	ASSEMBLY,PROBE FP.....	EA	1
3	2	XDOZZ		SEELSKREW-5-4-60		SCREW,MACHINE.....	EA	6
				X5-16LG	97539			
3	3	PAOZZ	6665-00-903-7734	AC-3FP	04596	COVER,FACE P PROT	EA	1

NATIONAL STOCK NUMBER INDEX AND PART NUMBER INDEX

NOTE: LATEST NATIONAL STOCK NUMBER ASSIGNMENTS ARE INCLUDED AT END OF INDEX

STOCK NUMBER	FIG.	ITEM	STOCK NUMBER	FIG.	ITEM
5305-00-531-0137	2	21	6665-00-908-8289	1	11
5965-00-651-7372	1	6	6665-00-908-8293	1	3
6665-00-702-8270	t	5	5355-00-930-5335	2	22
666S-00-831-6125	1	9	5355-00-948-0195	2	18
6665-00-831-6125	3	1	6665-00-965-1517	1	1
5935-00-885-2264	2	11	6665-00-965-1521	1	7
6665-00-903-1734	3	3			

PART NUMBER	FSCM	FIG. NO.	ITEM NO.	PART NUMBER	FSCM	FIG. NO.	ITEM NO.
AC-3F	04596	1	9	H-4381U	80058	1	6
AC-3F	04596	3	1	1-L700/POR-60	80058	1	8
AC-3FP	04596	3	3	-*4768	OL121	2	12
AC-3M-2	04596	1L	L	SEELSKRE-S-4-40XS-t 6LG	97539	3	2
AN5650C6N2	88044	2	21	10031-AL17	04596	2	22
CG-2203/POI-60	80058	1	5	L0031-A158	04596	2	20
CS-12	04596	1	2	10125-699	04596	1	3
CU-123A/U	80058	2	11	10189-ALI	04596	2	18
CY-31561POR-60	80058	1	1	10294-26	04596	2	11
OT-243/1PR-60	04596	1	7	4-4-4OX-8LGSS	12360	2	19
OT-269/POR-60	04596	1	10	t32X7-168HSS	12360	2	10

LATEST NATIONAL STOCK NUMBER ASSIGNMENTS

STOCK NUMBER	FIG. NO.	ITEM NO.
6665-00-802-9126	1	2

By Order of the Secretary of the Army:

Official:

BERNARD W. ROGERS
General, United States Army
Chief of Staff


J.C. PENNINGTON
Brigadier General United States Army
The Adjutant General

DISTRIBUTION:

To be distributed in accordance with DA Form 12 -0, organizational maintenance requirements for AN/PDR 60.

* U.S. GOVERNMENT PRINTING OFFICE: 1984 0 - 421-302 (10744)

RECOMMENDED CHANGES TO EQUIPMENT TECHNICAL PUBLICATIONS



THEN... JOT DOWN THE DOPE ABOUT IT ON THIS FORM. CAREFULLY TEAR IT OUT, FOLD IT AND DROP IT IN THE MAIL!

SOMETHING WRONG

WITH THIS PUBLICATION?

FROM: (PRINT YOUR UNIT'S COMPLETE ADDRESS)

DATE SENT

PUBLICATION NUMBER

PUBLICATION DATE

PUBLICATION TITLE

BE EXACT... PIN-POINT WHERE IT IS				IN THIS SPACE TELL WHAT IS WRONG AND WHAT SHOULD BE DONE ABOUT IT:
PAGE NO.	PARA-GRAPH	FIGURE NO.	TABLE NO.	

PRINTED NAME, GRADE OR TITLE, AND TELEPHONE NUMBER

SIGN HERE

TEAR ALONG PREPARED LINE

DA FORM 2028-2 JUL 79

PREVIOUS EDITIONS ARE OBSOLETE.

P.S.—IF YOUR OUTFIT WANTS TO KNOW ABOUT YOUR RECOMMENDATION MAKE A CARBON COPY OF THIS AND GIVE IT TO YOUR HEADQUARTERS.

PIN: 036846-000

This fine document...

Was brought to you by me:



[Liberated Manuals -- free army and government manuals](#)

Why do I do it? I am tired of sleazy CD-ROM sellers, who take publicly available information, slap “watermarks” and other junk on it, and sell it. Those masters of search engine manipulation make sure that their sites that sell free information, come up first in search engines. They did not create it... They did not even scan it... Why should they get your money? Why are not letting you give those free manuals to your friends?

I am setting this document FREE. This document was made by the US Government and is NOT protected by Copyright. Feel free to share, republish, sell and so on.

I am not asking you for donations, fees or handouts. If you can, please provide a link to liberatedmanuals.com, so that free manuals come up first in search engines:

<A HREF=<http://www.liberatedmanuals.com/>>Free Military and Government Manuals

- Sincerely
Igor Chudov
<http://igor.chudov.com/>
- [Chicago Machinery Movers](#)