

DEPARTMENT OF THE ARMY TECHNICAL MANUAL

ORGANIZATIONAL, DIRECT SUPPORT, AND GENERAL  
SUPPORT MAINTENANCE  
REPAIR PARTS AND SPECIAL TOOLS LISTS  
(INCLUDING DEPOT MAINTENANCE REPAIR PARTS AND SPECIAL TOOLS)  
FOR  
TEST SET, BATTERY AN/PSM-13  
(NSN 6625-00-868-8344)

Headquarters, Department of the Army, Washington, D.C.  
5 April 1977

*Current as of 9 December 1976*

**REPORTING OF ERRORS**

**You can help improve this manual by calling attention to errors and by recommending improvements and stating your reasons for the recommendations. Your letter or DA Form 2028 (Recommended Changes to Publications and Blank Forms) should be mailed direct to Commander, US Army Electronics Command, ATTN: DRSEL-MA-Q, Fort Monmouth, New Jersey 07703. A reply will be furnished direct to you.**

**Table of Contents**

		Page	Illus Figure
Section	I. Introduction .....	1	
	II. Repair parts list .....	5	
Group	00 Test Set, Battery AN/PSM-13 .....	5	1
	01 Test Set, Battery TS-130VPSM-13 .....	6	2
	02 Adaptor, Connector U-240/PSM-13 (No parts authorized)		
	03 Adaptor, Connector U-241/PSM-13 (No parts authorized)		
	04 Adaptor, Connector U-242/PSM-13 (No parts authorized)		
	05 Adaptor, Connector U-297/PSM-13 (No parts authorized)		
	06 Adaptor, Connector U-314/PSM-13 (No parts authorized)		
	07 Adaptor, Connector U-315/PSM-13 (No parts authorized)		
	08 Adaptor, Connector U-347/PSM-13 (No parts authorized)		
	09 Bag, Cotton Duck CW-842/PSM-13 (No parts authorized)		
Section	III. Special tools list (Not applicable)		
	IV. National stock number and part number index .....	7	

\* This manual supersedes so much of TM 11-662S-823-15, 26 February 1968, as pertains to repair parts and special tools lists.



## SECTION I INTRODUCTION

### 1. Scope

This manual lists spares and repair parts; special tools; special test, measurement, and diagnostic equipment (TMDE), and other special support equipment required for performance of organizational, direct support, and general support maintenance of the AN/PSM-13. It authorizes the requisitioning and issue of spares and repair parts as indicated by the source and maintenance codes.

### 2. General

This Repair Parts and Special Tools List is divided into the following sections:

*a. Section II. Repair Parts List.* A list of spares and repair parts authorized for use in the performance of maintenance. The list also includes parts which must be removed for replacement of the authorized parts. Parts lists are composed of functional groups in numeric sequence, with the parts in each group listed in figure and item number sequence.

*b. Section III. Special Tools List.* Not applicable.

*c. Section IV. National Stock Number and Part Number Index.* A list, in National item identification number (NIIN) sequence, of all National stock numbers (NSN) appearing in the listings, followed by a list, in alphameric sequence, of all part numbers appearing in the listings. National stock numbers and part numbers are cross-referenced to each illustration figure and item number appearance.

### 3. Explanation of Columns

*a. Illustration.* This column is divided as follows:

(1) *Figure number.* Indicates the figure number of the illustration on which the item is shown.

(2) *Item number.* The number used to identify item called out in the illustration.

*b. Source, Maintenance, and Recoverability (SMR) Codes.*

(1) *Source code.* Source codes indicate the manner of acquiring support items for maintenance, repair, or overhaul of end items. Source codes are entered in the first and second positions of the Uniform SMR Code format as follows:

Code	Definition
PA	Item procured and stocked for anticipated or known usage.
PD	Support item, excluding support equipment, procured for initial issue or outfitting and stocked only for subsequent or additional initial issues or outfittings. Not subject to automatic replenishment.
XD	A support item that is not stocked. When required, item will be procured through normal supply channels.

### NOTE

Cannibalization or salvage may be used as a source of supply for any items source coded above except those coded XA and aircraft support items as restricted by AR 700-42.

(2) *Maintenance code.* Maintenance codes are assigned to indicate the levels of maintenance authorized to USE and REPAIR support items. The maintenance codes are entered in the third and fourth positions of the Uniform SMR Code format as follows:

(a) The maintenance code entered in the third position will indicate the lowest maintenance level authorized to remove, replace, and use the support item. The maintenance code entered in the third position will indicate one of the following levels of maintenance:

Code	Application/Explanation
O	Support item is removed, replaced, used at the organizational level.
H	Support item is removed, replaced, used at the general support level.

(b) The maintenance code entered in the fourth position indicates whether the item is to be repaired and identifies the lowest maintenance level with the capability to perform complete repair (i.e., all authorized maintenance functions). This position will contain one of the following maintenance codes:

Code	Application/Explanation
H	The lowest maintenance level capable of complete repair of the support item is the general support level.
Z	Nonreparable. No repair is authorized.

(3) *Recoverability code.* Recoverability codes are assigned to support items to indicate the disposition action on unserviceable items. The recoverability code is entered in the fifth position of the Uniform SMR Code format as follows:

Recoverability codes	Definition
Z	Nonreparable item. When unserviceable, condemn and dispose at the level indicated in position 3.
D	Reparable item. When beyond lower level repair capability, return to depot. Condemnation and disposal not authorized below depot level.

*c. National Stock Number.* Indicates the National stock number assigned to the item and will be used for requisitioning purposes.

*d. Part Number.* Indicates the primary number used by the manufacturer (individual, company, firm, corporation, or Government activity), which controls the design and characteristics of the item by means of its engineering drawings, specifications, standards, and

inspection requirements to identify an item or range of items.

#### NOTE

When a stock numbered item is requisitioned, the repair part received may have a different part number than the part being replaced.

*e. Federal Supply Code for Manufacturer (FSCM).* The FSCM is a 5-digit numeric code listed in SB 708-42 which is used to identify the manufacturer, distributor, or Government agency, etc.

*f. Description.* Indicates the Federal item name and, if required, a minimum description to identify the item.

*g. Unit of Measure (U/M).* Indicates the standard of the basic quantity of the listed item as used in performing the actual maintenance function. This measure is expressed by a two-character alphabetical abbreviation (e.g., ea, in, pr, etc). When the unit of measure differs from the unit of issue, the lowest unit of issue that will satisfy the required units of measure will be requisitioned.

*h. Quantity Incorporated in Unit.* Indicates the quantity of the item used in the breakout shown on the illustration figure, which is prepared for a functional group, subfunctional group, or an assembly.

#### 4. Special Information

The following publication pertains to the AN/PSM-13 and its Component.

TM 11-6625-823-15, Test Set, Battery AN/PSM-13

#### 5. How to Locate Repair Parts

*a.* When National stock number or part number is unknown.

(1) *First.* Using the table of contents, determine the functional group within which the item belongs. This is necessary since illustrations are prepared for functional groups and listings are divided into the same groups.

(2) *Second.* Find the illustration covering the functional group to which the item belongs.

(3) *Third.* Identify the item on the illustration and note the illustration figure and item number of the item.

(4) *Fourth.* Using the Repair Parts Listing, find the figure and item number noted on the illustration.

*b.* When National stock number or part number is known.

(1) *First.* Using the Index of National Stock Numbers and Part Numbers, find the pertinent National stock number or part number. This index is in NIIN sequence followed by a list of part numbers in alphameric sequence, cross-referenced to the illustration figure number and item number.

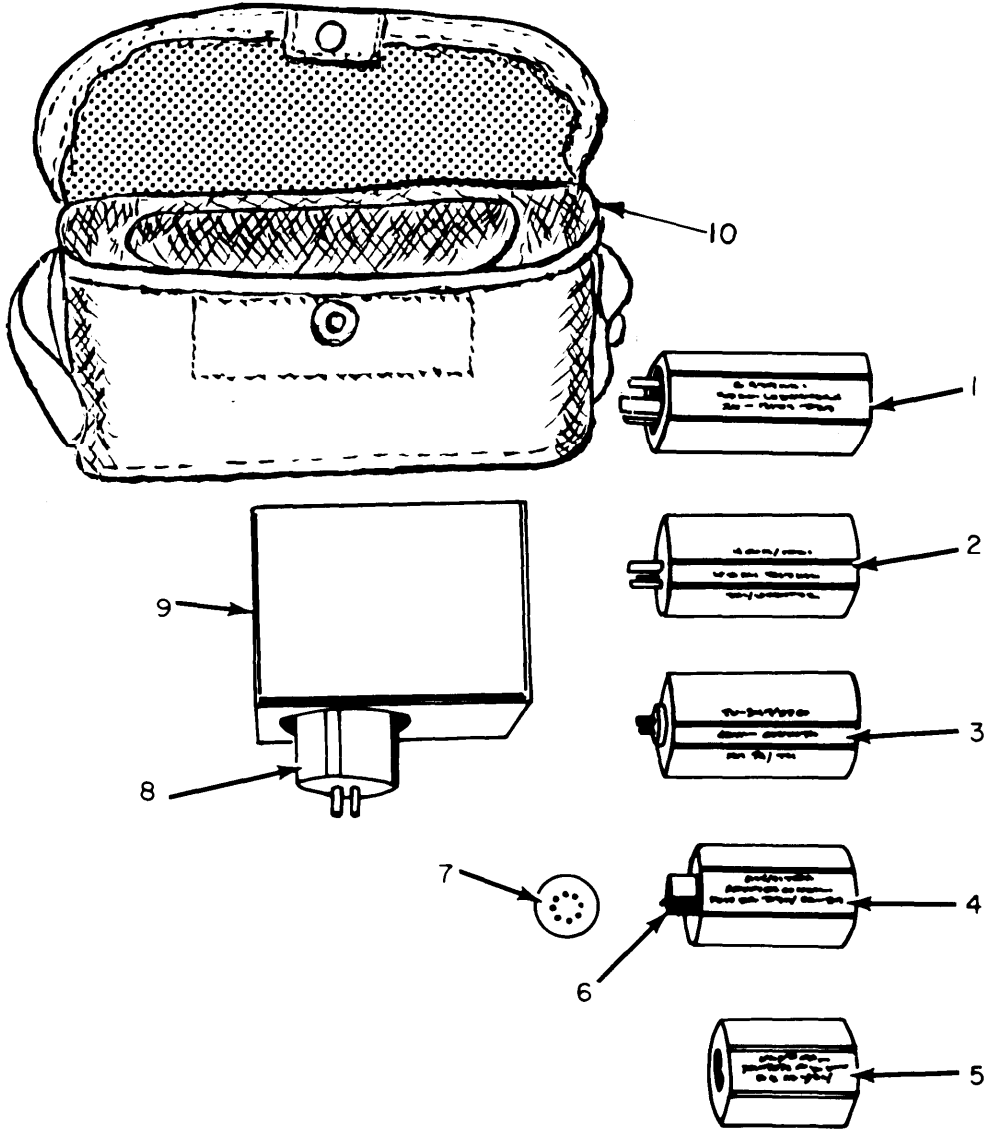
(2) *Second.* After finding the figure and item number, locate the figure and item number in the repair parts list.

#### 6. Abbreviations

Not applicable.

(Next printed page is 4)

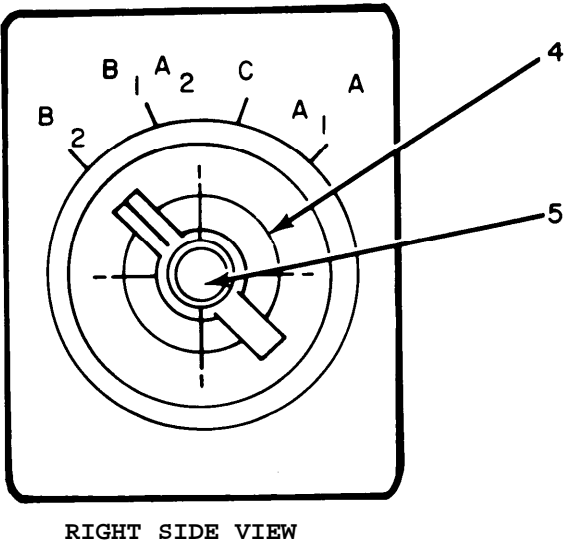
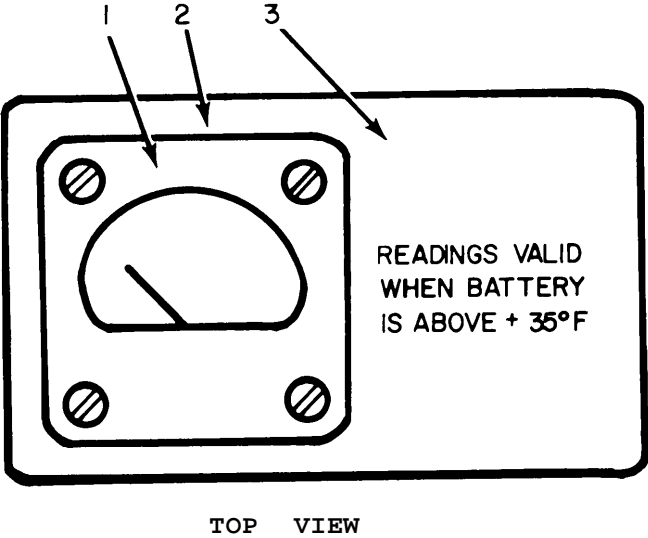




EL2YS00I

Figure 1. Test Set, Battery AN/PSM-13.

SECTION II (1) ILLUSTRATION (A) FIG NO.						TM11-6625-823-24P							
(2)	(3)	(4)	(5)	(6)	(7)	(8)						(9)	(10)
SMR CODE	NATIONAL STOCK NUMBER	PART NUMBER	FSCM	DESCRIPTION	USABLE ON CODE	U/M						QTY INC IN UNIT	
GROUP 00 TEST SET,BATTERY AN/PSM-13													
1	1	PAOZZ	5935-00-832-4967	SM165137	80063	ADAPTER,CONNECTOR U-240/PSM-13	EA						1
1	2	PAOZZ	5935-00-832-4965	SMC165141	80063	ADAPTER,CONNECTOR U-297/PSM-13	EA						1
1	3	PAOZZ	5935-00-832-4970	SMC165144	80063	ADAPTER,CONNECTOR U-347/PSM-13	EA						1
1	4	PAOZZ	5935-00-087-1148	SMC165138	80063	ADAPTER,CONNECTOR U-241/PSM-13	EA						1
1	5	PAOZZ	5935-00-832-4949	SMC165143	80063	ADAPTER,CONNECTOR U-315/PSM-13	EA						1
1	6	PAOZZ	5935-00-832-4966	SMB165140	80063	ADAPTER,CONNECTOR U-242/PSM-13	EA						1
1	7	XDOZZ		SMB165139	80063	PIN STRAIGHTENER,ELECTRICAL	EA						1
1	8	PAOZZ	5935-00-832-4969	SMC165142	80063	ADAPTER,CONNECTOR U-314/PSM-13	EA						1
1	9	PDHHD	6625-00-936-5489	SMC165146	80063	TEST SET,BATTERY	EA						1
1	10	PAOZZ	6625-00-936-5490	CW842PMS13	80058	BAG, COTTON DUCK	EA						1



EL2YS002

Figure 2. Test Set, Battery TS-1301/PSM-13.

(1) ILLUSTRATION		(2) SMR CODE	(3) NATIONAL STOCK NUMBER	(4) PART NUMBER	(5) FSCM	(6) DESCRIPTION	(7) UNIT OF MEAS	(8) QTY INC IN UNIT
(A) FIG NO.	(B) ITEM NO.						USABLE ON CODE	
GROUP 01 TEST SET, BATTERY TS-1301/PSM-13								
2	1	PAHZZ	6625-00-936-5488	SMB165147	80063	METER, ARBITRARY SCALE	•	EA 1
2	2	XDHZZ		SMB165148	80063	GASKET		EA 1
2	3	XDHZZ		SMC165158	80063	TEST SET SUBASSEMBLY		EA 1
2	4	PAOZZ	5355-00-616-9659	MS91525-1	80063	KNOB		EA 1
2	5	XDOZZ	5305-00-054-6653	MS51957-29	96906	SCREW		EA 1



## NATIONAL STOCK NUMBER AND PART NUMBER INDEX

STOCK NUMBER	FIGURE NO.	ITEM NO.	STOCK NUMBER	FIGURE NO.	ITEM NO.
5305-00-054-6653	2	5			
5935-00-087-1148	1	4	5935-00-832-4967	1	1
5355-00-616-9659	2	4	5935-00-832-4969	1	8
5935-00-832-4949	1	5	5935-00-832-4970	1	3
5935-00-832-4965	1	2	6625-00-936-5488	2	1
5935-00-832-4966	1	6	6625-00-936-5489	1	9
			6625-00-936-5490	1	10

PART NUMBER	FSCM	FIG NO	ITEM NO	PART NUMBER	FSCM	FIG NO	ITEM NO
CW842PSM13	80058	1	10	SMC165138	80063	1	4
MS51957-29	96906	2	5	SMC165141	80063	1	2
MS91525-1	80063	2	4	SMC165142	80063	1	8
SMB16139	80063	1	7	SMC165143	80063	1	5
SMB165140	80063	1	6	SMC165144	80063	1	3
SMB165147	80063	2	1	SMC165146	80063	1	9
SMB165148	80063	2	2	SMC165158	80063	2	3
SMC165137	80063	1	1				



By Order of the Secretary of the Army:

Official:

PAUL T. SMITH  
*Major General, United States Army*  
*The Adjutant General*

BERNARD W. ROGERS  
*General United States Army*  
*Chief of Staff*

DISTRIBUTION:

To be distributed in accordance with DA Form 12-51, Organizational maintenance requirements for AN/PRC-25 and AN/PRR-9, AN/PRT-4.

# RECOMMENDED CHANGES TO EQUIPMENT TECHNICAL PUBLICATIONS



THEN...JOT DOWN THE  
DOPE ABOUT IT ON THIS FORM.  
CAREFULLY TEAR IT OUT, FOLD IT  
AND DROP IT IN THE MAIL.

## SOMETHING WRONG WITH PUBLICATION

FROM: (PRINT YOUR UNIT'S COMPLETE ADDRESS)

DATE SENT

PUBLICATION NUMBER

PUBLICATION DATE

PUBLICATION TITLE

BE EXACT PIN-POINT WHERE IT IS

PAGE  
NO.

PARA-  
GRAPH

FIGURE  
NO.

TABLE  
NO.

IN THIS SPACE, TELL WHAT IS WRONG  
AND WHAT SHOULD BE DONE ABOUT IT.

TEAR ALONG PERFORATED LINE

PRINTED NAME, GRADE OR TITLE AND TELEPHONE NUMBER

SIGN HERE

DA FORM 1 JUL 79 2028-2

PREVIOUS EDITIONS  
ARE OBSOLETE.

P.S.--IF YOUR OUTFIT WANTS TO KNOW ABOUT YOUR  
RECOMMENDATION MAKE A CARBON COPY OF THIS  
AND GIVE IT TO YOUR HEADQUARTERS.

## THE METRIC SYSTEM AND EQUIVALENTS

### LENGTH MEASURE

1 Centimeter = 10 Millimeters = 0.01 Meters = 0.3937 Inches  
 1 Meter = 100 Centimeters = 1000 Millimeters = 39.37 Inches  
 1 Kilometer = 1000 Meters = 0.621 Miles

### WEIGHTS

1 Gram = 0.001 Kilograms = 1000 Milligrams = 0.035 Ounces  
 1 Kilogram = 1000 Grams = 2.2 lb.  
 1 Metric Ton = 1000 Kilograms = 1 Megagram = 1.1 Short Tons

### LIQUID MEASURE

1 Milliliter = 0.001 Liters = 0.0338 Fluid Ounces  
 1 Liter = 1000 Milliliters = 33.82 Fluid Ounces

### SQUARE MEASURE

1 Sq. Centimeter = 100 Sq. Millimeters = 0.155 Sq. Inches  
 1 Sq. Meter = 10,000 Sq. Centimeters = 10.76 Sq. Feet  
 1 Sq. Kilometer = 1,000,000 Sq. Meters = 0.386 Sq. Miles

### CUBIC MEASURE

1 Cu. Centimeter = 1000 Cu. Millimeters = 0.06 Cu. Inches  
 1 Cu. Meter = 1,000,000 Cu. Centimeters = 35.31 Cu. Feet

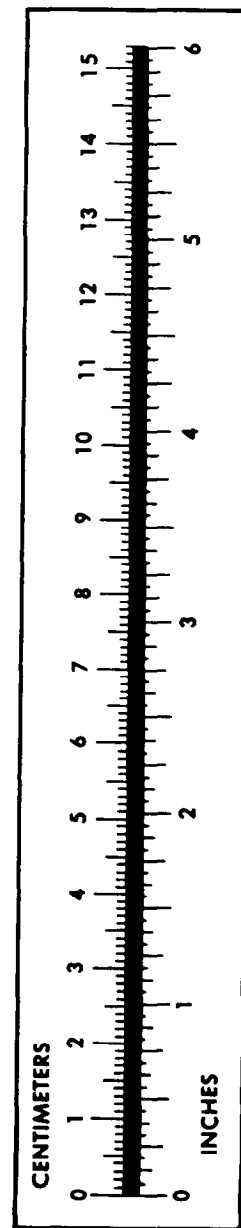
### TEMPERATURE

$5/9(^{\circ}\text{F} - 32) = ^{\circ}\text{C}$   
 212° Fahrenheit is equivalent to 100° Celsius  
 90° Fahrenheit is equivalent to 32.2° Celsius  
 32° Fahrenheit is equivalent to 0° Celsius  
 $9/5^{\circ}\text{C} + 32 = ^{\circ}\text{F}$

### APPROXIMATE CONVERSION FACTORS

TO CHANGE	TO	MULTIPLY BY
Inches	Centimeters	2.540
Feet	Meters	0.305
Yards	Meters	0.914
Miles	Kilometers	1.609
Square Inches	Square Centimeters	6.451
Square Feet	Square Meters	0.093
Square Yards	Square Meters	0.836
Square Miles	Square Kilometers	2.590
Acres	Square Hectometers	0.405
Cubic Feet	Cubic Meters	0.028
Cubic Yards	Cubic Meters	0.765
Fluid Ounces	Milliliters	29.573
Quarts	Liters	0.473
Gallons	Liters	0.946
Ounces	Liters	3.785
Pounds	Grams	28.349
Short Tons	Kilograms	0.454
Pound-Feet	Metric Tons	0.907
Pounds per Square Inch	Newton-Meters	1.356
Miles per Gallon	Kilopascals	6.895
Miles per Hour	Kilometers per Liter	0.425
	Kilometers per Hour	1.609

TO CHANGE	TO	MULTIPLY BY
Centimeters	Inches	0.394
Meters	Feet	3.280
Meters	Yards	1.094
Kilometers	Miles	0.621
Square Centimeters	Square Inches	0.155
Square Meters	Square Feet	10.764
Square Meters	Square Yards	1.196
Square Kilometers	Square Miles	0.386
Square Hectometers	Acres	2.471
Cubic Meters	Cubic Feet	35.315
Cubic Meters	Cubic Yards	1.308
Milliliters	Fluid Ounces	0.034
Liters	Pints	2.113
Liters	Quarts	1.057
Liters	Gallons	0.264
Milligrams	Ounces	0.035
Grams	Pounds	2.205
Metric Tons	Short Tons	1.102
Newton-Meters	Pounds-Feet	0.738
Kilopascals	Pounds per Square Inch	0.145
Kilometers per Liter	Miles per Gallon	2.354
Kilometers per Hour	Miles per Hour	0.621



**PIN: 020005-000**

This fine document...

Was brought to you by me:



### [Liberated Manuals -- free army and government manuals](#)

Why do I do it? I am tired of sleazy CD-ROM sellers, who take publicly available information, slap “watermarks” and other junk on it, and sell it. Those masters of search engine manipulation make sure that their sites that sell free information, come up first in search engines. They did not create it... They did not even scan it... Why should they get your money? Why are not letting you give those free manuals to your friends?

I am setting this document FREE. This document was made by the US Government and is NOT protected by Copyright. Feel free to share, republish, sell and so on.

I am not asking you for donations, fees or handouts. If you can, please provide a link to [liberatedmanuals.com](http://liberatedmanuals.com), so that free manuals come up first in search engines:

<A HREF=<http://www.liberatedmanuals.com/>>Free Military and Government Manuals</A>

- Sincerely  
Igor Chudov  
<http://igor.chudov.com/>
- [Chicago Machinery Movers](#)