
TECHNICAL MANUAL

**ORGANIZATIONAL MAINTENANCE REPAIR PARTS AND
SPECIAL TOOLS LISTS**

FOR

**TELETYPEWRITER TEST SET AN/UGM-1
(NSN 6625-00-967-0195)**

HEADQUARTERS, DEPARTMENT OF THE ARMY

28 FEBRUARY 1979

TECHNICAL MANUAL }
No. 11-6625-620-20P }

HEADQUARTERS
DEPARTMENT OF THE ARMY
WASHINGTON, DC 28 February 1979

**ORGANIZATIONAL MAINTENANCE REPAIR PARTS AND SPECIAL TOOLS LISTS
FOR
TELETYPEWRITER TEST SET AN/UGM-1
(NSN 6625-00-967-0195)**

Current as of 29 November 1978

REPORTING OF ERRORS

You can improve this manual by recommending improvements using DA Form 2028-2 located in the back of the manual. Simply tear out the self addressed form, fill it out as shown on the sample, fold it where shown, and drop it in the mail.

If there are no blank DA Form 2028-2 in the back of your manual, use the standard DA Form 2028 (Recommended Changes to Publications and Blank Forms) and forward to the Commander, US Army Communications and Electronics Materiel Readiness Command, ATTN: DRSEL-ME-MQ, Fort Monmouth, NJ 07703.

Table of Contents

	Page	Illus Figure
SECTION I. Introduction	1	
II. Repair parts list	5	
00 Teletypewriter Test Set AN/UGM-1	5	1
0101 Test set teletypewriter SMD552699md SMD889358	7	2
0201 Test set teletypewriter SMD552591 SMD889357	9	3
030101 Front panel assembly	11	4
030103 Chassis assembly	11	4
SECTION III. Special tools list (Not applicable)		
IV. National stock number and part number index.	12	

* This manual supersedes so much of TM 11-6625-620-25P-1, 25 May 71, TM 11-6625-620-25P-2, 20 Aug 71 and TM 11-6625-620-25P-3, 26 Aug. 71, as pertains to organizational maintenance.

SECTION I INTRODUCTION

1. Scope

This manual lists spares and repair parts; special tools; special test, measurement, and diagnostic equipment (TMDE), and other special support equipment required for performance of organizational maintenance of the AN/UGM-1. It authorizes the requisitioning and issue of spares and repair parts as indicated by the source and maintenance codes.

2. General

This Repair Parts and Special Tools List is divided into the following sections:

a. Section II. Repair Parts List. A list of spares and repair parts authorized for use in the performance of maintenance. The list also includes parts which must be removed for replacement of the authorized parts. Parts lists are composed of functional groups in numeric sequence, with the parts in each group listed in figure and item number sequence.

b. Section III. Special Tools Lists. Not applicable.

c. Section IV. National Stock Number and Part Number Index. A list, in National item identification number (NIIN) sequence, of all National stock numbers (NSN) appearing in the listings, followed by a list, in alphabetic sequence, of all part numbers appearing in the listings. National stock numbers and part numbers are cross-referenced to each illustration figure and item number appearance.

3. Explanation of Columns

a. Illustration. This column is divided as follows:

(1) *Figure number.* Indicates the figure number of the illustration on which the item is shown.

(2) *Item number.* The number used to identify item called out in the illustration.

b. Source, Maintenance, and Recoverability (SMR) Codes.

(1) *Source code.* Source codes indicate the manner of acquiring support items for maintenance, repair, or overhaul of end items. Source codes are entered in the first and second positions of the Uniform SMR Code format as follows:

Code	Definition
PA	Item procured and stocked for anticipated or known usage.
PD	Support item, excluding support equipment, procured for initial issue or outfitting and stocked only for subsequent or additional issues or outfittings. Not subject to automatic replenishment.

NOTE

Cannibalization or salvage may be used as a source of supply for any items source coded

above except those coded XA and aircraft support items as restricted by AR 700-42.

(2) *Maintenance code.* Maintenance codes are assigned to indicate the levels of maintenance authorized to USE and REPAIR support items. The maintenance codes are entered in the third and fourth positions of the Uniform SMR Code format as follows:

(a) The maintenance code entered in the third position will indicate the lowest maintenance level authorized to remove, replace, and use the support item. The maintenance code entered in the third position will indicate one of the following levels of maintenance:

Code	Application/Explanation
O	Support item is removed, replaced, used at the organizational level.

(b) The maintenance code entered in the fourth position indicates whether the item is to be repaired and identifies the lowest maintenance level with the capability to perform complete repair (i.e., all authorized maintenance functions). This position will contain one of the following maintenance codes:

Code	Application/Explanation
D	The lowest maintenance level capable of complete repair of the support item is the depot level.
Z	Nonreparable. No repair is authorized.

(3) *Recoverability code.* Recoverability codes are assigned to support items to indicate the disposition action on unserviceable items. The recoverability code is entered in the fifth position of the Uniform SMR Code format as follows:

Recoverability codes	Definition
Z	Nonreparable item. When unserviceable, condemn and dispose at the level indicated in position 3.
D	Reparable item. When beyond lower level repair capability, return to depot. Condemnation and disposal not authorized below depot level.

c. National Stock Number. Indicates the National stock number assigned to the item and will be used for requisitioning purposes.

d. Part Number. Indicates the primary number used by the manufacturer (individual, company, firm, corporation, or Government activity), which controls the design and characteristics of the item by means of its engineering drawings, specifications, standards, and inspection requirements to identify an item or range of items.

NOTE

When a stock numbered item is requisitioned, the repair part received may have a different part number than the part being replaced.

e. Federal Supply Code for Manufacturer (FSCM).

The FSCM is a 5-digit numeric code listed in SB 708-42 which is used to identify the manufacturer, distributor, or Government agency, etc.

f. Description. Indicates the Federal item name and, if required, a minimum description to identify the item.

g. Unit of Measure (U/M). Indicates the standard of the basic quantity of the listed item as used in performing the actual maintenance function. This measure is expressed by a two-character alphabetical abbreviation (e.g., ea, in, pr, etc). When the unit of measure differs from the unit of issue, the lowest unit of issue that will satisfy the required units of measure will be requisitioned.

h. *Quantity Incorporated in Unit.* Indicates the quantity of the item used in the breakout shown on the illustration figure, which is prepared for a functional group, subfunctional group, or an assembly.

4. Special Information

The following publications pertain to the AN/UGM-1 and its components:

TM 11-6625-620-12, Test Set, Teletypewriter
AN/UGM-1

5. How to Locate Repair Parts

a. When National stock number or part number is unknown.

(1) *First.* Using the table of contents, determine the functional group within the item belongs. This is necessary since illustrations are prepared for functional groups and listings are divided into the same groups.

(2) *Second.* Find the illustration covering the functional group to which the item belongs.

(3) *Third.* Identify the item on the illustration and note the illustration figure and item number of the item.

(4) *Fourth.* Using the Repair Parts Listing, find the figure and item number noted on the illustration.

b. When National stock number or part number is known.

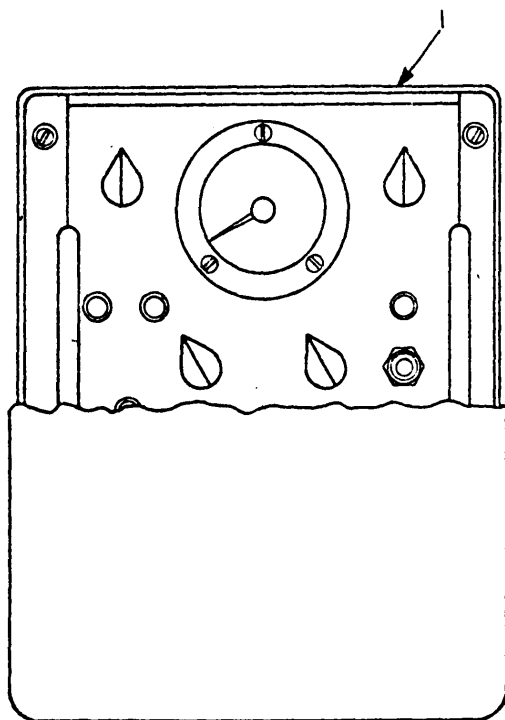
(1) *First.* Using the Index of National Stock Numbers and Part Numbers, find the pertinent National stock number or part number. This index is in NIIN sequence followed by a list of part numbers in alphameric sequence, cross-referenced to the illustration figure number and item number.

(2) *Second.* After finding the figure and item number, locate the figure and item number in the repair parts list.

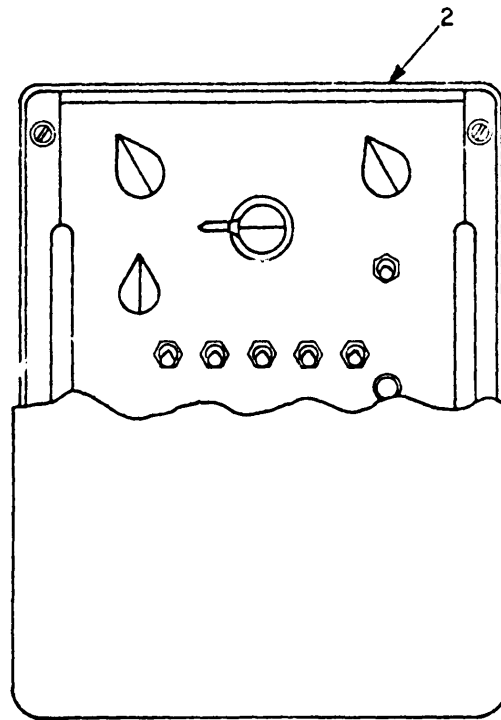
6. Abbreviations

Not applicable.

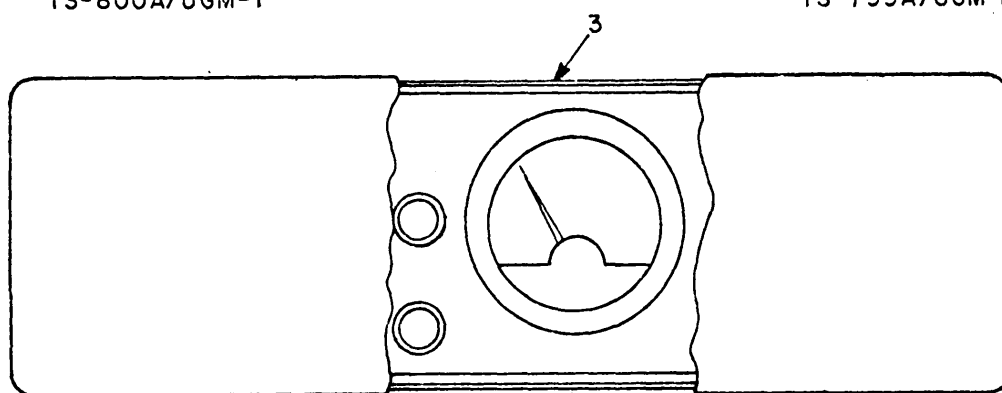
(Next printed page is 4)



TEST SET,
TELETYPEWRITER
TS-800/UGM-1,
TS-800A/UGM-1



TEST SET,
TELETYPEWRITER
TS-799/UGM-1,
TS-799A/UGM-1



TEST SET, RELAY
TS-836/UGM-1

EL3MS001

Figure 1. Teletypewriter Test Set AN/UGM-1.

SECTION II				TM11-6625-620-20P					
(1)	(2)	(3)	(4)	(5)	(6)	(7)	(8)		
ILLUSTRATION									
(A)	(B)	NATIONAL	PART	DESCRIPTION			QTY		
FIG	ITEM	STOCK	NUMBER				INC		
NO.	NO.	CODE	NUMBER	FSCM		USABLE ON CODE	U/M	IN	UNIT
GROUP 00 TELETYPEWRITER TEST AN/UGM1									
1	1	PDODD	6625-00-965-0197	SMD552570	80063	TEST SET, TELETYPE TS-800/UGM-1 OR	EA	1	
1	1	PDODD	6625-00-965-0197	SMD889355	80063	TEST SET, TELETYPE TS-800A/UGM-1	EA	1	
1	2	PDODD	6625-00-965-0196	SMD552569	80063	TEST SET, TELETYPE TS-799/UGM-1 OR	EA	1	
1	2	PDODD	6625-00-965-0196	SMD889354	80063	TEST SET, TELETYPE TS-799/UGM-1	EA	1	
1	3	PDODD	6625-00-077-2986	SMD552568	80063	TEST SET, RELAY TS-836/UGM-1	EA	1	

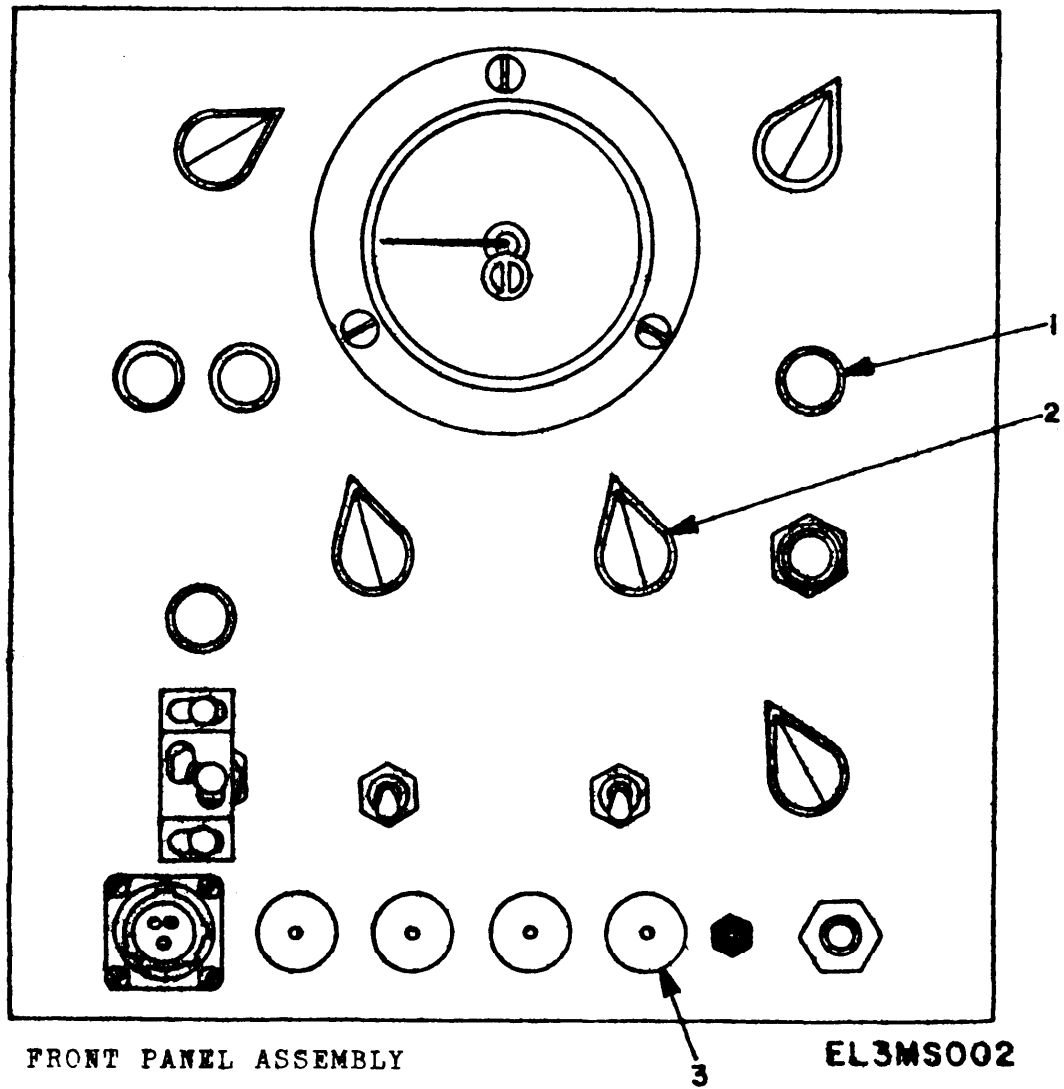
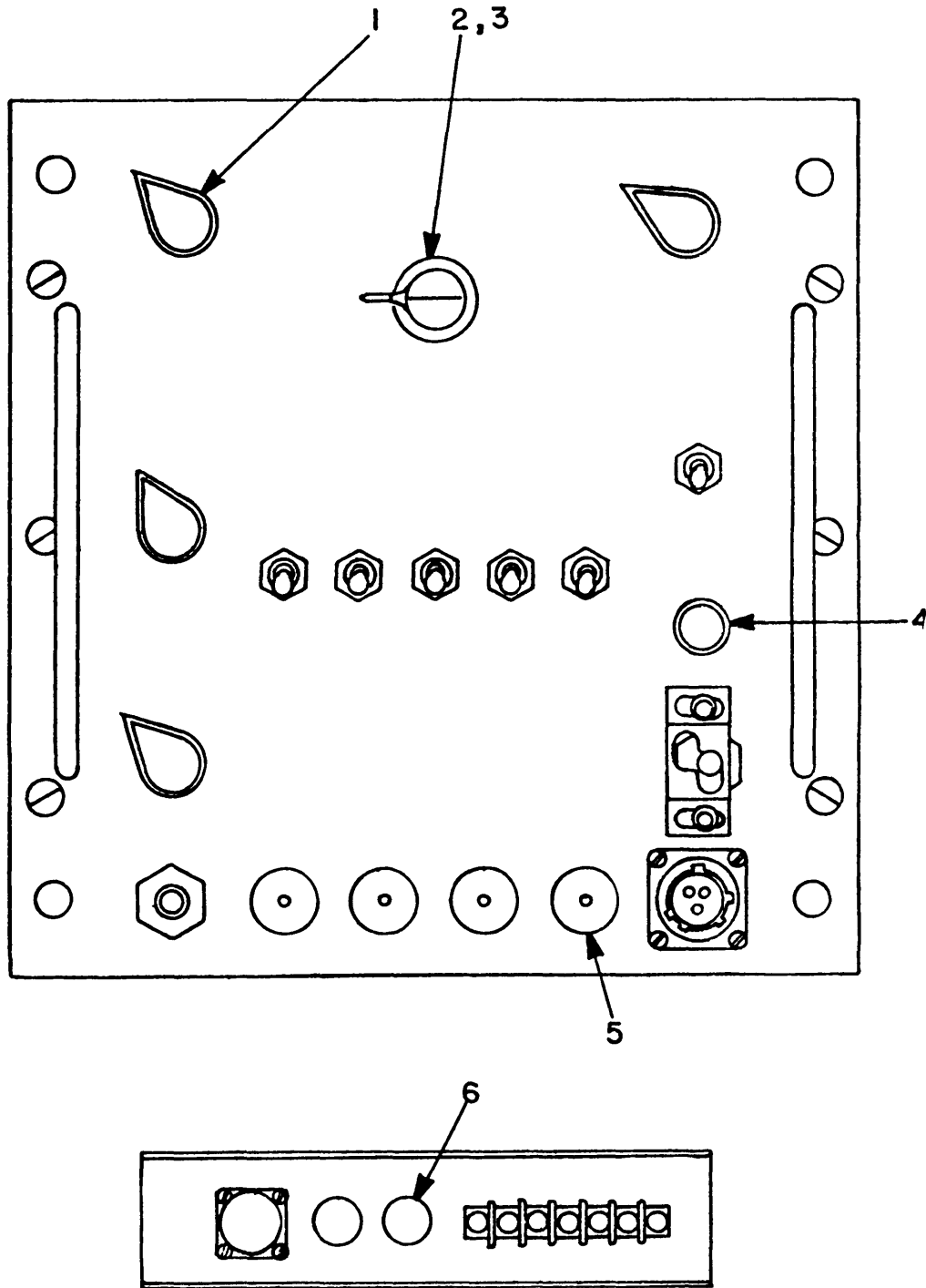


Figure 2. Test Set Teletypewriter SMD552699 and SMD889358.

SECTION II				TM11-6625-620-20P					
(1)	(2)	(3)	(4)	(5)	(6)	(7)	(8)		
ILLUSTRATION									
(A)	(B)	NATIONAL			DESCRIPTION		QTY		
FIG	ITEM	STOCK	PART				INC		
NO.	NO.	CODE	NUMBER	NUMBER	FSCM	USABLE ON CODE	U/M	IN	UNIT
GROUP 0101 TEST SET TELETYPEWRITER									
SMD552699 AND SMD889358									
2	1	PAOZZ	6240-00-892-4420	MS25252NE2D	96906	LAMP, INCANDES CENT	EA	4	
2	2	PAOZZ	5355-00-556-0145	MS91528-1K28	96906	KNOB	EA	5	
2	3	PAOZZ	5920-00-504-8634	F02B250V1-4A	81349	FUSE, CARTRIDGE	EA	4	



FRONT AND REAR PANEL ASSEMBLY

EL3MS003

Figure 3. Test Set Teletypewriter SMD552591 and SMD889357.

SECTION II (1) ILLUSTRATION		(2)	(3)	TM11-6625-620-20P (4)		(5)	(6)	(7)	(8) QTY
FIG NO.	ITEM NO.	SMR CODE	NATIONAL STOCK NUMBER	PART NUMBER	FSCM	DESCRIPTION			INC IN UNIT
						USABLE ON CODE	U/M		
						GROUP 0201 TEST SET TELETYPEWRITER			
						SMD552591 AND SMD889357			
3	1	PAOZZ	5355-00-556-0145	MS91528-1K2B	96906	KNOB			EA 4
3	2	PAOZZ	5340-00-168-7136	SMB552590	80063	LOCK, FRICTION			EA 1
3	3	PAOZZ	5355-00-715-1499	701LK2G	49956	KNOB			EA 1
3	4	PAOZZ	6240-00-892-4420	MS25252NE2D	96906	LAMP, INCANDESCENT			EA 1
3	5	PAOZZ	5920-00-199-9498	F02B250V1-2A	81349	FUSE, CARTRIDGE			EA 4
3	6	PAOZZ	5920-00-296-0451	F02A250V1-8A	81349	FUSE, CARTRIDGE			EA 2

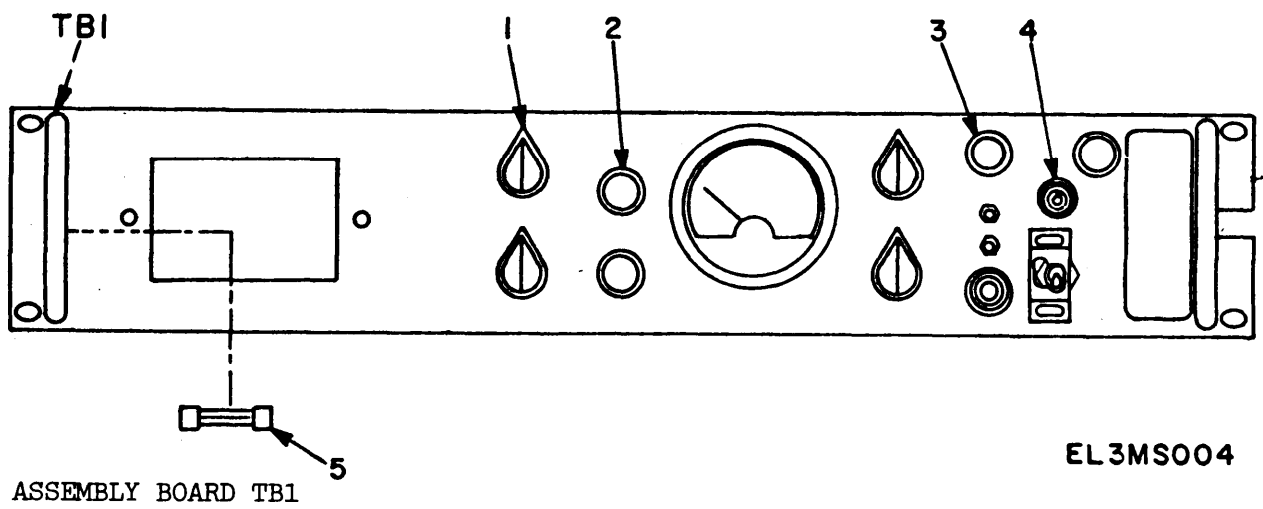


Figure 4. Front Panel Assembly and Chassis Assembly.

SECTION II				TM11-6625-620-20P					
(1)	(2)	(3)	(4)	(5)	(6)	(7)	(8)		
ILLUSTRATION									
(A)	(B)								
FIG	ITEM	SMR	NATIONAL	PART	DESCRIPTION				
NO.	NO.	CODE	STOCK	NUMBER	FSCM	USABLE	ON	CODE	U/M
			NUMBER						UNIT
					GROUP 030101 FRONT PANEL ASSEMBLY				
4	1	PAOZZ	5355-00-556-0145	MS91528-1K2B	96906	KNOB		EA	4
4	2	PAOZZ	5355-00-556-0151	MS91528-1028	96906	KNOB		EA	2
4	3	PAOZZ	5920-00-199-9498	F02B250V1-2A	81349	FUSE, CARTRIDGE		EA	2
4	4	PAOZZ	6240-00-892-4420	MS25252NE2D	96906	LAMP, GLOW		EA	1
					GROUP 030103 CHASSIS ASSEMBLY				
4	5	PAOZZ	5920-00-199-9498	F02B250V1-2A	81349	FUSE, CARTRIDGE		EA	2

NOTE: LATEST NATIONAL STOCK NUMBER ASSIGNMENTS ARE INCLUDED AT END OF INDEX.

STOCK NUMBER	FIGURE NO.	ITEM NO.	STOCK NUMBER	FIGURE NO.	ITEM NO.
5340-00-168-7136	3	2	5355-00-556-0145	3	1
5920-00-199-9498	3	5	5355-00-556-0145	4	1
5920-00-199-9498	4	3	5355-00-556-0151	4	2
5920-00-199-9498	4	5	5355-00-715-1499	3	3
5920-00-296-0451	3	6	6240-00-892-4420	2	1
5920-00-504-8634	2	3	6240-00-892-4420	3	4
5355-00-556-0145	2	2	6240-00-892-4420	4	4

PART NUMBER	FSCM	FIG. NO.	ITEM NO.	PART NUMBER	FSCM	FIG. NO.	ITEM NO.
F02A250V1-8A	81349	3	6	MS91528-1K2B	96906	3	1
F02B250V1-2A	81349	3	5	MS915258-1K2B	96906	4	1
F02B250V1-2A	81349	4	3	SMB552590	80063	3	2
F02B250V1-2A	81349	4	5	SMD552568	80063	1	3
F02B250V1-4A	81349	2	3	SMD552569	80063	1	2
MS25252NE2D	96906	2	1	SMD552570	80063	1	1
MS25252NE2D	96906	3	4	SMD889354	80063	1	2
MS25252NE2D	96906	4	4	SMD889355	80063	1	1
MS91528-1D28	96906	4	2	701LK2G	49956	3	3
MS91528-1K28	96906	2	2				

LATEST NATIONAL STOCK NUMBER ASSIGNMENTS

STOCK NUMBER	FIG. NO.	ITEM NO.
6625-00-077-2986	1	3
6625-00-965-0196	1	2
6625-00-965-0196	1	2
6625-00-965-0197	1	1
6625-00-965-0197	1	1

RECOMMENDED CHANGES TO EQUIPMENT TECHNICAL MANUALS



SOMETHING WRONG WITH THIS MANUAL?

THEN...JOT DOWN THE
DOPE ABOUT IT ON THIS
FORM, TEAR IT OUT, FOLD
IT AND DROP IT IN THE
MAIL!

FROM: (YOUR UNIT'S COMPLETE ADDRESS)

Commander
Stateside Army Depot
ATTN: AMSTA-US
Stateside, N.J. 07703

DATE 10 July 1975

PUBLICATION NUMBER

TM 11-5840-340-20P

DATE

23 Jan 78

TITLE

Radar Set AN/PRC-76

BE EXACT...PIN-POINT WHERE IT IS

IN THIS SPACE TELL WHAT IS WRONG
AND WHAT SHOULD BE DONE ABOUT IT:

PAGE NO.	PARA- GRAPH	FIGURE NO.	TABLE NO.
33			
44		19	
45			

For item 2, change the NSN to read: 5835-00-134-9186.

Reason: Accuracy.

Identify the cover on the junction box (item no. 5).

Reason: It is a separate item and is not called out
on figure 19.

Add the cover of the junction box as an item in the
listing for figure 19.

Reason: Same as above.

TYPED NAME, GRADE OR TITLE, AND TELEPHONE NUMBER

SSG I. M. DeSpirito 999-1776

SIGN HERE:

SSG I. M. DeSpirito

DA FORM 2028-2
1 AUG 74

P.S.--IF YOUR OUTFIT WANTS TO KNOW ABOUT YOUR MANUAL "FIND," MAKE
A CARBON COPY OF THIS AND GIVE IT TO YOUR HEADQUARTERS.

RECOMMENDED CHANGES TO EQUIPMENT TECHNICAL MANUALS



SOMETHING WRONG WITH THIS MANUAL?

THEN... JOT DOWN THE DOPE ABOUT IT ON THIS FORM, TEAR IT OUT, FOLD IT AND DROP IT IN THE MAIL!

FROM: (YOUR UNIT'S COMPLETE ADDRESS)

DATE

PUBLICATION NUMBER

TM11-6625-620-20P

DATE

28 FEB 79

TITLE

TELETYPEWRITER TEST SET AN/UGM-1

BE EXACT... PIN-POINT WHERE IT IS

PAGE NO.	PARA-GRAPH	FIGURE NO.	TABLE NO.
----------	------------	------------	-----------

IN THIS SPACE TELL WHAT IS WRONG AND WHAT SHOULD BE DONE ABOUT IT:

TEAR ALONG DOTTED LINE

TYPED NAME, GRADE OR TITLE, AND TELEPHONE NUMBER

SIGN HERE:

DA FORM 2028-2

1 AUG 74

P.S.--IF YOUR OUTFIT WANTS TO KNOW ABOUT YOUR MANUAL "FIND," MAKE A CARBON COPY OF THIS AND GIVE IT TO YOUR HEADQUARTERS.

FILL IN YOUR
UNIT'S ADDRESS

FOLD BACK

DEPARTMENT OF THE ARMY

OFFICIAL BUSINESS

PENALTY FOR PRIVATE USE, \$300

POSTAGE AND FEES PAID
DEPARTMENT OF THE ARMY
DOD-314



Commander
US Army Communications and
Electronics Materiel Readiness Command
ATTN: DRSEL-ME-MQ
Fort Monmouth, New Jersey 07703

TEAR ALONG DOTTED LINE

FOLD BACK



THEN... JOT DOWN THE
DOPE ABOUT IT ON THIS
FORM, TEAR IT OUT, FOLD
IT AND DROP IT IN THE
MAIL!

SOMETHING WRONG WITH THIS MANUAL?

FROM: (YOUR UNIT'S COMPLETE ADDRESS)

DATE

PUBLICATION NUMBER

TM 11-6625-620-20P

DATE

28 FEB 79

TITLE

TELETYPEWRITER

TEST SET AN/UGM-1

BE EXACT... PIN-POINT WHERE IT IS

IN THIS SPACE TELL WHAT IS WRONG
AND WHAT SHOULD BE DONE ABOUT IT:

PAGE
NO.

PARA-
GRAPH

FIGURE
NO.

TABLE
NO.

TEAR ALONG DOTTED LINE

TYPED NAME, GRADE OR TITLE, AND TELEPHONE NUMBER

SIGN HERE:

DA FORM 2028-2

P.S.--IF YOUR OUTFIT WANTS TO KNOW ABOUT YOUR MANUAL "FIND," MAKE
A CARBON COPY OF THIS AND GIVE IT TO YOUR HEADQUARTERS.

FILL IN YOUR
UNIT'S ADDRESS

FOLD BACK

DEPARTMENT OF THE ARMY

OFFICIAL BUSINESS

PENALTY FOR PRIVATE USE, \$300

POSTAGE AND FEES PAID
DEPARTMENT OF THE ARMY
DOD-314



Commander
US Army Communications and
Electronics Materiel Readiness Command
ATTN: DRSEL-ME-MQ
Fort Monmouth, New Jersey 07703

TEAR ALONG DOTTED LINE

FOLD BACK

RECOMMENDED CHANGES TO EQUIPMENT TECHNICAL MANUALS



SOMETHING WRONG WITH THIS MANUAL?

THEN...JOT DOWN THE
DOPE ABOUT IT ON THIS
FORM, TEAR IT OUT, FOLD
IT AND DROP IT IN THE
MAIL!

FROM: (YOUR UNIT'S COMPLETE ADDRESS)

DATE

PUBLICATION NUMBER

TM 11-6625-620-20P

DATE

28 FEB 79

TITLE

TELETYPEWRITER TEST SET AN/UGM-1

BE EXACT...PIN-POINT WHERE IT IS

IN THIS SPACE TELL WHAT IS WRONG
AND WHAT SHOULD BE DONE ABOUT IT:

PAGE
NO.

PARA-
GRAPH

FIGURE
NO.

TABLE
NO.

TEAR ALONG DOTTED LINE

TYPED NAME, GRADE OR TITLE, AND TELEPHONE NUMBER

SIGN HERE:

DA FORM 2028-2
1 AUG 74

P.S.--IF YOUR OUTFIT WANTS TO KNOW ABOUT YOUR MANUAL "FIND," MAKE
A CARBON COPY OF THIS AND GIVE IT TO YOUR HEADQUARTERS.

FILL IN YOUR
UNIT'S ADDRESS

FOLD BACK

DEPARTMENT OF THE ARMY

OFFICIAL BUSINESS

PENALTY FOR PRIVATE USE, \$300

POSTAGE AND FEES PAID
DEPARTMENT OF THE ARMY
DDO-514



Commander
US Army Communications and
Electronics Materiel Readiness Command
ATTN: DRSEL-ME-MQ
Fort Monmouth, New Jersey 07703

TEAR ALONG DOTTED LINE

FOLD BACK

By Order of the Secretary of the Army:

BERNARD W. ROGERS
General, United States Army
Chief of Staff

Official:

J. C. PENNINGTON
Major General, United States Army
The Adjutant General

DISTRIBUTION

Active Army

USAINSCOM (2)	29-610 (2)
COE (1)	6-615 (1)
TSG (1)	6-616 (1)
USAARENBD (1)	7 (1)
DARCOM (1)	10-207 (1)
TRADOC (2)	11-15 (1)
OS Maj Comd (4)	11-16 (1)
TECOM (2)	11-17 (1)
USACC (4)	11-19 (1)
MDW (1)	11-35 (1)
Armies (2)	11-37 (1)
Corps (2)	11-38 (1)
SW colleges (1)	11-97 (1)
USASIGS (5)	11-98 (1)
USAADS (2)	11-117 (1)
USAFAS (2)	11-215 (1)
USAARMS (2)	11-216 (1)
USAIS (2)	11-302 (1)
USAES (2)	11-327 (1)
USAICS (3)	11-347 (1)
MAAG (1)	11-357 (1)
USARMIS (1)	11-367 (1)
USAERDAA (1)	11-368 (1)
USAERDAW (1)	11-377 (1)
HQ, 7th Sig Comd (5)	29-51 (1)
USA Dep (1)	29-55 (1)
Sig Sec USA Dep (1)	29-57 (1)
HISA (Ft Monmouth) (26)	29-102 (1)
Fort Carson (5)	29-105 (1)
Fort Gillem (10)	29-134 (1)
Fort Gordon (10)	29-136 (1)
Fort Huachuca (10)	29-207 (1)
Ft Richardson (CERCOM Ofc) (2)	29-245 (1)
Army Dep (1) except	29-247 (1)
LBAD (14)	29-500 (1)
SAAD (30)	57 (1)
TOAD (14)	57-100 (1)
SHAD (3)	67 (1)
Units org under fol TOE:	77-100 (1)
29-207 (2)	

NC: None

USAR: None

For explanation of abbreviations used see, AR 310-50

This fine document...

Was brought to you by me:



[Liberated Manuals -- free army and government manuals](#)

Why do I do it? I am tired of sleazy CD-ROM sellers, who take publicly available information, slap “watermarks” and other junk on it, and sell it. Those masters of search engine manipulation make sure that their sites that sell free information, come up first in search engines. They did not create it... They did not even scan it... Why should they get your money? Why are not letting you give those free manuals to your friends?

I am setting this document FREE. This document was made by the US Government and is NOT protected by Copyright. Feel free to share, republish, sell and so on.

I am not asking you for donations, fees or handouts. If you can, please provide a link to liberatedmanuals.com, so that free manuals come up first in search engines:

<A HREF=<http://www.liberatedmanuals.com/>>Free Military and Government Manuals

- Sincerely
Igor Chudov
<http://igor.chudov.com/>
- [Chicago Machinery Movers](#)