
TECHNICAL MANUAL

ORGANIZATIONAL MAINTENANCE REPAIR PARTS

AND SPECIAL TOOLS LISTS

**FOR
SPECTRUM ANALYZER AN/UPM-84
(NSN 6625-00-557-8262)**

THIS PUBLICATION IS A COURTESY QUICK COPY FROM THE UNITED STATES ARMY PUBLICATIONS DISTRIBUTION CENTER, ST. LOUIS, MISSOURI, TO MEET YOUR NEEDS WHILE WE REPLENISH OUR REGULAR STOCK.

H E A D Q U A R T E R S , D E P A R T M E N T O F T H E A R M Y

MARCH 1977

**ORGANIZATIONAL MAINTENANCE REPAIR PARTS AND SPECIAL TOOLS LISTS
FOR
SPECTRUM ANALYZER AN/UPM-84
(NSN 6625-00-557-8262)**

Current as of 17 November 1976

REPORTING OF ERRORS

You can improve this manual by recommending improvements using DA Form 2028-2 (Test) located in the back of the manual. Simply tear out the self-addressed form, fill it out as shown on the sample, fold it where shown, and drop it in the mail.

If there are no blank DA Forms 2028-2 (Test) in the back of your manual, use the standard DA Form 2028 (Recommended Changes to Publication and Blank Forms) and forward to the Commander, US Army Electronics Command, ATTN: DRSEL-MA-Q, Fort Monmouth, New Jersey 07703.

In either case a reply will be furnished direct to you.

Table of Contents

| | | | Page | Illus Figure |
|---------|------|--|------|-----------------|
| Section | I. | Introduction | 1 | |
| | II. | Repair parts list | 5 | |
| Group | 00 | Spectrum Analyzer AN/UPM-84..... | 5 | 1 |
| | 01 | Spectrum Analyzer TS-1011/UPM-84..... | 6 | 2 |
| | | 0101 Tuning head and panel assembly..... | 7 | 3 |
| | | 010101 Panel assembly (No parts authorized) | | |
| | | 010102 163 MC filter and bracket assembly (No parts authorized) | | |
| | | 010103 Oscillator and tracking system assembly (No parts authorized) | | |
| | | 01010301 Tracking chassis assembly (No parts authorized) | | |
| | | 010104 Dial mount assembly (No parts authorized) | | |
| | | 010105 Oscillator drive assembly (No parts authorized) | | |
| | | 01010501 Oscillator assembly (No parts authorized) | | |
| | | 01010502 Attenuator drive assembly (No parts authorized) | | |
| | | 010106 180 MC-low pass filter (No parts authorized) | | |
| | | 0102 Chassis assembly, CRT (Power supply) (No parts authorized) | | |
| | | 0103 Chassis assembly, power supply (No parts authorized) | | |
| | | 0104 Blower assembly (No parts authorized) | | |
| | | 0105 Wide band chassis and cover assembly (No parts authorized) | | |
| | | 0106 Video chassis and potentiometer assembly (No parts authorized) | | |
| | | 0107 Upper panel assembly..... | 11 | 4 |
| | | 010701 Spectrum calibrator (No parts authorized) | | |
| | | 0108 Sweeper filter chassis and cover assembly (No parts authorized) | | |
| | | 0109 Sweeper assembly (No parts authorized) | | |
| | | 0110 Narrow band chassis and cover assembly (No parts authorized) | | |
| | 02 | Cable Assembly, Radio Frequency CG-1525/U (No parts authorized) | | |
| | 03 | Cable Assembly, Electrical Power CX-3974U (No parts authorized) | | |
| | 04 | Cable Assembly, Radio Frequency CG-1526/U (No parts authorized) | | |
| | 05 | Cable Assembly, Radio Frequency CG-1526IU (Same as Group 04) (No parts authorized) | | |
| Section | III. | Special tools list (Not applicable) | | |
| | IV. | National stock number and part number index | 12 | |

This manual supersedes TM 11-6625-359-20P, 1 December 1960.

SECTION I. INTRODUCTION

1. Scope

This manual lists repair parts and special tools required for performance of organizational maintenance of the AN/UPM-84.

2. General

This Repair Parts and Special Tools List is divided into the following sections:

a. Section II. Repair Parts List. A list of repair parts authorized for use in the performance of maintenance. The list also includes parts which must be removed for replacement of the authorized parts. Parts lists are composed of functional groups in ascending numerical sequence, with the parts in each group listed in figure and item number sequence.

b. Section III. Special Tools List. Not applicable.

c. Section IV. National Stock Number and Part Number Index. A list, in ascending National item identification number (NIIN, last 9 digits) sequence, of all National stock numbers appearing in the listings, followed by a list, in alphanumeric sequence, of all part numbers appearing in the listings. National stock number and part numbers are cross-referenced to each illustration figure and item number appearance.

3. Explanation of Columns

The following provides an explanation of columns found in the tabular listings:

a. Illustration. This column is divided as follows:

(1) *Figure number.* Indicates the figure number of the illustration in which the item is shown.

(2) *Item number.* The number used to identify each item called out in the illustration.

b. Source, Maintenance, and Recoverability Codes (SMR):

(1) *Source code* Source codes are assigned to support items to indicate the manner of acquiring support items for maintenance, repair, or overhaul of end items. Source codes are entered in the first and second positions of the Uniform SMR Code format as follows:

| <i>Code</i> | <i>Definition</i> |
|-------------|-------------------|
|-------------|-------------------|

| | |
|--|--|
| PA - Item procured and stocked for anticipated or known usage. | |
|--|--|

| | |
|---|--|
| XD - A support item that is not stocked. When required, item will be procured through normal supply channels. | |
|---|--|

NOTE

Cannibalization or salvage may be used as a source of supply for any items source coded above except those coded XA, XD, and aircraft support items as restricted by AR 700-42.

(2) *Maintenance code.* Maintenance codes are

(3) assigned to indicate the levels of maintenance

authorized to USE and REPAIR support items. The maintenance codes are entered in the third and fourth positions of the Uniform SMR Code format as follows:

(a) The maintenance code entered in the third position will indicate the lowest maintenance level authorized to remove, replace, and use the support item. The maintenance code entered in the third position will indicate one of the following levels of maintenance:

| <i>Code</i> | <i>Application/Explanation</i> |
|-------------|--------------------------------|
|-------------|--------------------------------|

| | |
|--|--|
| O - Support item is removed, replaced, used at the organizational level. | |
|--|--|

(b) The maintenance code entered in the fourth position indicates whether the item is to be repaired and identifies the lowest maintenance level with the capability to perform complete repair (i.e., all authorized maintenance functions). This position will contain one of the following maintenance codes:

| <i>Code</i> | <i>Application/Explanation</i> |
|-------------|--------------------------------|
|-------------|--------------------------------|

| | |
|---|--|
| H - The lowest maintenance level capable of complete repair of the support item is the general support level. | |
|---|--|

| | |
|--|--|
| Z - Nonreparable. No repair is authorized. | |
|--|--|

(3) *Recoverability code.* Recoverability codes are assigned to support items to indicate the disposition action on unserviceable items. The recoverability code is entered in the fifth position of the Uniform SMR Code format as follows:

| <i>Recoverability codes</i> | <i>Definition</i> |
|-----------------------------|-------------------|
|-----------------------------|-------------------|

| | |
|--|--|
| Z - Nonreparable item. When unserviceable, condemn and dispose at the level indicated in position 3. | |
|--|--|

| | |
|--|--|
| H - Repairable item. When uneconomically repairable, condemn and dispose at the general support level. | |
|--|--|

c. National Stock Number. Indicates the National stock number assigned to the item and will be used for requisitioning purposes.

d. Part Number. Indicates the primary number used by the manufacturer (individual, company, firm, corporation, or Government activity), which controls the design and characteristics of the item by means of its engineering drawings, specifications standards, and inspection requirements, to identify an item or range of items.

NOTE

When a stock numbered item is requisitioned, the repair part received may have a different part number than the part being replaced.

e. Federal Supply Code for Manufacturer (FSCM).

The FSCM is a 5-digit numeric code listed in SB 708-42 which is used to identify the manufacturer, distributor, or Government agency, etc.

f. Description. Indicates the Federal item name and, if required, a minimum description to identify the item.

g. Unit of Measure (UIM). Indicates the standard of the basic quantity of the listed item as used in performing the actual maintenance function. This measure is expressed by a two-character alphabetical abbreviation (e.g., ea., in, pr, etc.). When the unit of measure differs from the unit of issue, the lowest unit of issue that will satisfy the required units of measure will be requisitioned.

h. Quantity Incorporated in Unit Indicates the quantity of the item used in the breakout shown on the illustration figure, which is prepared for a functional group, subfunctional group, or an assembly.

4. Special Information

a. The following publications pertain to the AN/UPM-84 and its components:

TM 11-6625-359-10, Spectrum. Analyzer Set AN/UPM-84 (Polarad)

TM 11-6625-359-25, Spectrum Analyzer Set AN/UPM-84

b. The illustrations in this manual are identical to those published in TM 11-6625-359-40P. Only those parts assigned the third position SMR maintenance code "C" or "O" are listed in the tabular listing; therefore, there may be a break in the item number sequence. Only illustrations containing organizational authorized items appear in this manual.

5. How to Locate Repair Parts

a. When National stock number or part number is unknown.

(1) *First.* Using the table of contents, determine the functional group within which the repair part belongs. This is necessary since illustrations are prepared for functional groups and listings are divided into the same groups.

(2) *Second.* Find the illustration covering the functional group to which the repair part belongs.

(3) *Third* Identify the repair part on the illustration and note the illustration figure and item number of the repair part.

(4) *Fourth* Using the Repair Parts Listing, find the figure and item number noted on the illustration.

b. When National stock number or part number is known.

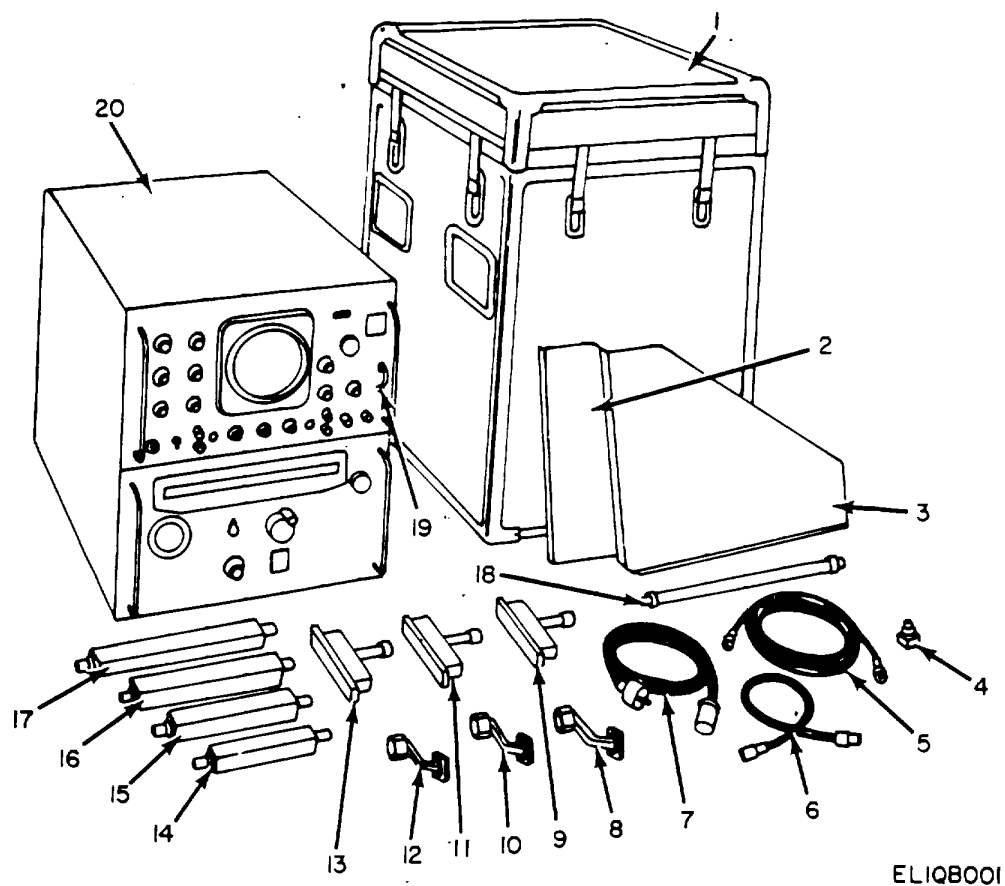
(1) *First* Using the Index of National Stock Numbers and Part Numbers, find the pertinent National stock number or part number. This index is in ascending NIIN sequence followed by a list of part numbers in ascending alphanumeric sequence, cross-referenced to the illustration figure number and item number.

(2) *Second* After finding the figure and item number, locate the figure and item number in the repair parts list.

6. Abbreviations

Not applicable.

(Next printed page is 4)



ELIQBOOI

Figure 1. Spectrum Analyzer AN/UPM-84

SECTION II.

TM 11-6625-359-20P

| (1) ILLUSTRATION | | (2) | (3) | (4) | (5) | (6) | (7) | (8) |
|---------------------|--------------------|-------------|-----------------------------|----------------|-------|---------------------------------------|-----|--------------------------|
| (a) FIG NO. | (b) ITEM NO. | SMR CODE | NATIONAL STOCK NUMBER | PART NUMBER | FSCM | DESCRIPTION USABLE ON CODE | U/M | QTY INC IN UNIT |
| | | | | | | GROUP 00 SPECTRUM ANALYZER AN/UPM-84 | | |
| 1 | 1 | XDOZZ | | CY2074UPM84 | 82199 | CASE, ELECTRONIC EQUIPMENT..... | EA | 1 |
| 1 | 2 | XDOZZ | | D108775 | 82199 | BRACKET, RACK MOUNTING RIGHT SIDE.. | EA | 1 |
| 1 | 3 | XDOZZ | | D3108774 | 82199 | BRACKET, RACK MOUNTING LEFT SIDE | EA | 1 |
| 1 | 4 | XDOZZ | 6625-00-752-5196 | UG124UPM84 | 82199 | ADAPTER, RADIO FREQUENCY | EA | 1 |
| 1 | 5 | XDOHH | | CG1526U18N | 82199 | CABLE, ASSEMBLY, RADIO FREQUENCY... | EA | 1 |
| 1 | 6 | XDOHH | | CG1526U6FT | 82199 | CABLE ASSEMBLY, RADIO FREQUENCY.... | EA | 1 |
| 1 | 7 | PAOHH | 6625-00-752-2451 | CX3974U | 80058 | CABLE ASSEMBLY,ELECTRICAL POWER... | EA | 1 |
| 1 | 8 | PAOZZ | 6625-00-623-3691 | UG1241UPM84 | 82199 | ADAPTER COAXIAL TO WAVEGUIDE | EA | 1 |
| 1 | 9 | PAOZZ | 6625-00-624-5517 | CN410UPM84 | 82199 | ATTENUATOR, VARIABLE | EA | 1 |
| 1 | 10 | PAOZZ | 6625-00-75-6802 | UG1240UPM84 | 82199 | ADAPTER COAXIAL TO WAVEGUIDE | EA | 1 |
| 1 | 11 | PAOZZ | 6625-00-613-6236 | CN411UPM84 | 82199 | ATTENUATOR, VARIABLE | EA | 1 |
| 1 | 12 | PAOZZ | 6625-00-623-3688 | UG1239UPM8 | 82199 | ADAPTER, COAXIAL TO WAVEGUIDE | EA | 1 |
| 1 | 13 | PAOZZ | 6625-00-623-3675 | CN409UPM84 | 82199 | ATTENUATOR, VARIABLE | EA | 1 |
| 1 | 14 | XDOZZ | | F335UPM84 | 82199 | FILTER, BANDPASS..... | EA | 1 |
| 1 | 15 | XDOZZ | | F3366UPM4 | 82199 | FILTER, BANDPASS..... | EA | 1 |
| 1 | 16 | XDOZZ | | F337UPM84 | 82199 | FILTER ,BANDPASS..... | EA | 1 |
| 1 | 17 | XDOZZ | | F341UPM84 | 82199 | FILTER, BANDPASS..... | EA | 1 |
| 1 | 18 | XDOZZ | | F338UPM84 | 82199 | FILER, BANDPASS..... | EA | 1 |
| 1 | 19 | XDHOH | | CG1525U | 82199 | CABLE ASSEMBLY..... | EA | 1 |
| 1 | 20 | X9OHH | | TS1011UPM84 | 82199 | SPECTRUM ANALYZER..... | EA | 1 |

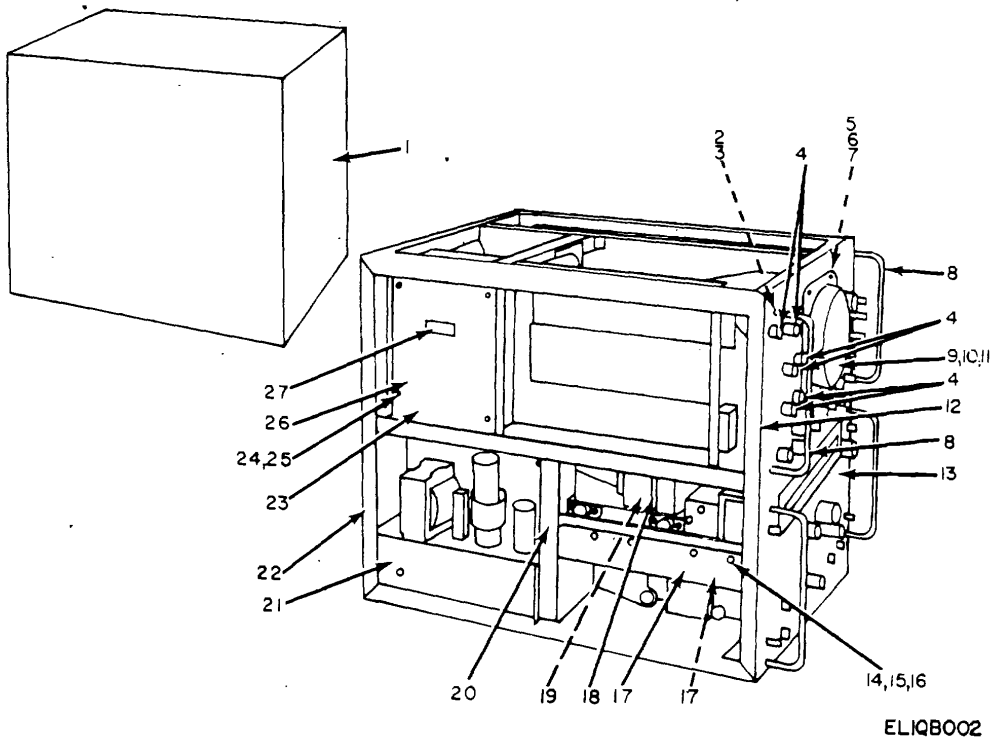


Figure 2. Spectrum Analyzer TS-1011/UPM-84

| (1) ILLUSTRATION | | (2) | (3) | (4) | (5) | (6) | (7) | (8) |
|---------------------|--------------------|-------------|-----------------------------|----------------|-------|---|-----|--------------------------|
| (a) FIG NO. | (b) ITEM NO. | SMR CODE | NATIONAL STOCK NUMBER | PART NUMBER | FSCM | DESCRIPTION USABLE ON CODE | U/M | QTY INC IN UNIT |
| 2 | 4 | PAOZZ | 5355-00-680-1357 | B51726 | 82199 | GROUP 01 SPECTRUM ANALYZER TS-1011/UPM-84 KNOB | EA | 6 |

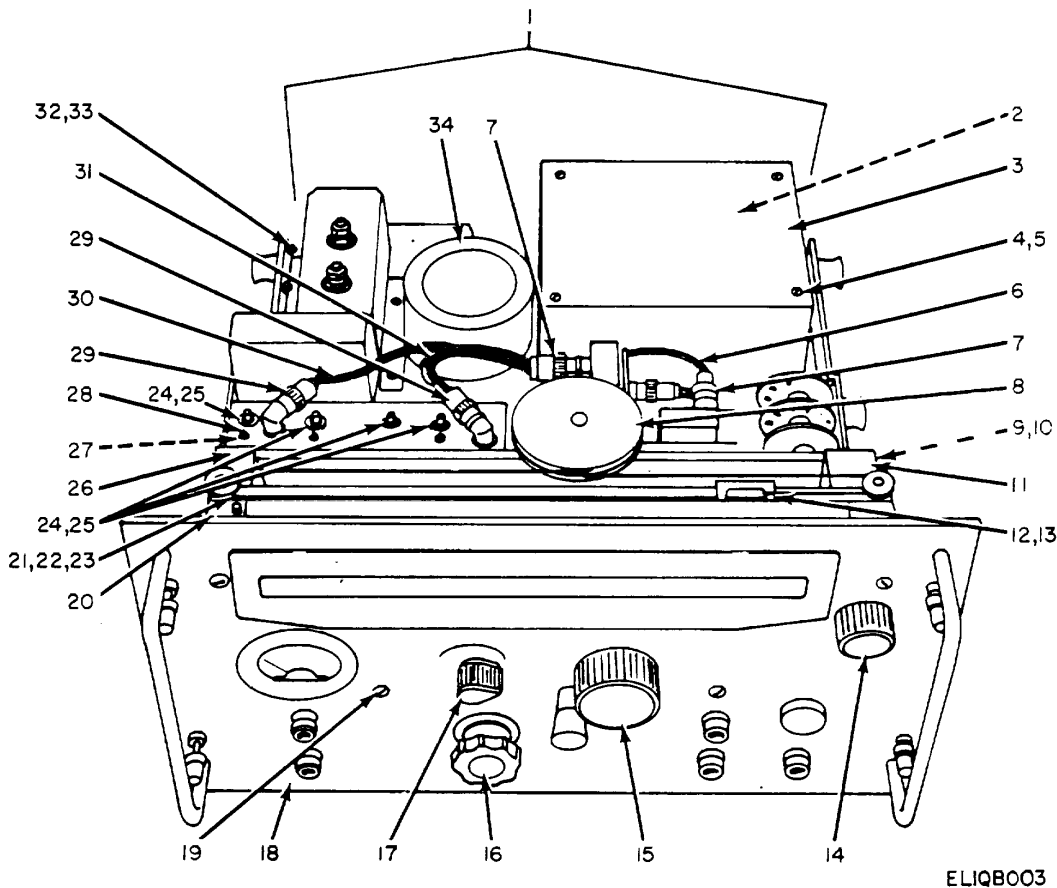


Figure 3. Tuning Head and Panel Assembly.

| (1) ILLUSTRATION | | (2) | (3) | (4) | (5) | (6) | (7) | (8) |
|---------------------|--------------------|-------------|-----------------------------|----------------|-------|---|-----|--------------------------|
| (a) FIG NO. | (b) ITEM NO. | SMR CODE | NATIONAL STOCK NUMBER | PART NUMBER | FSCM | DESCRIPTION USABLE ON CODE | U/M | QTY INC IN UNIT |
| 3 | 14 | PAOZZ | 5355-00-687-2917 | 125-2-20 | 49956 | GROUP 0101 TUNING HEAD AND PANEL ASSEMBLY | EA | 1 |
| 3 | 15 | PAOZZ | 5355-00-523-8278 | 175-6-2G | 49956 | KNOB | EA | 1 |
| 3 | 16 | PAOZZ | 5355-00-579-6390 | 90-3-2G | 49956 | KNOB | EA | 1 |
| 3 | 17 | PAOZZ | 5355-00-556-0145 | 70-5-2G | 49956 | KNOB | EA | 1 |
| 3 | 25 | PAOZZ | 6240-00-155-8706 | 47 | 04446 | LAMP | EA | 4 |

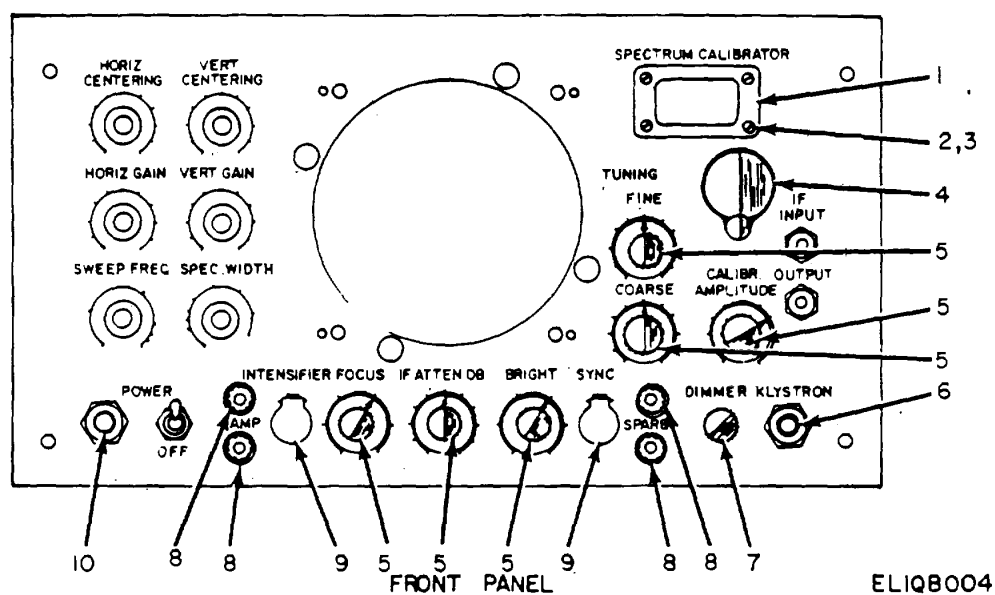


Figure 4. Chassis Assembly, Power Supply
(Sheet 1 of 2).

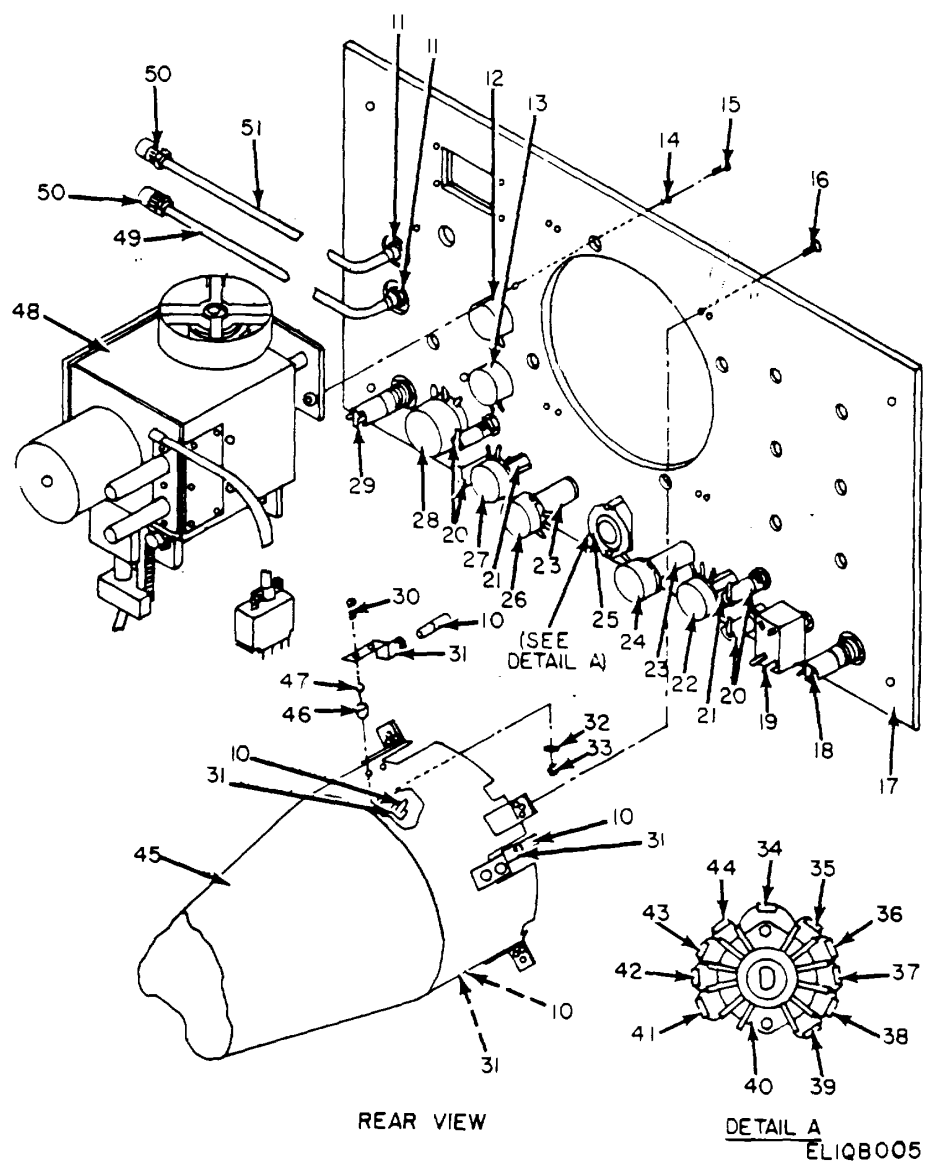


Figure 4. Chassis Assembly, Power Supply (Sheet 2 of 2).

SECTION II

TM 11-6625-359-20P

| (1) ILLUSTRATION | | (2) | (3) | (4) | (5) | (6) | (7) | (8) |
|---------------------|--------------------|-------------|-----------------------------|----------------|-------|-----------------------------------|-----|------------------|
| (a) FIG NO. | (b) ITEM NO. | SMR CODE | NATIONAL STOCK NUMBER | PART NUMBER | FSCM | DESCRIPTION USABLE ON CODE | U/M | QTY INC IN |
| | | | | | | GROUP 0107 UPPER PANEL ASSEMBLY | | |
| 4 | 4 | PAOZZ | 5355-00-687-2917 | B517223 | 82199 | KNOB | EA | 1 |
| 4 | 5 | PAOZZ | 5355-00-680-1357 | B51726 | 82199 | KNOB | EA | 6 |
| 4 | 6 | XDOZZ | | AN3121-1819 | 82199 | LAMP, INCANDESCENT..... | EA | 1 |
| 4 | 7 | PAOZZ | 5355-00-556-0151 | 70-2-20 | 49956 | KNOB | EA | 1 |
| 4 | 8 | PAOZZ | 5920-00-518-1789 | FO2G5ROOA | 82199 | FUSE | EA | 4 |
| 4 | 10 | PAOZZ | 6240-00-155-8706 | MS15571-2 | 96906 | LAMP, INCANDESCENT..... | EA | 5 |
| | | | | | 11 | | | |

NATIONAL STOCK NUMBER AND PART NUMBER INDEX

| STOCK NUMBER | FIG. | ITEM | STOCK NUMBER | FIG. | ITEM |
|-------------------|------|------|------------------|------|------|
| 6240-00-155-8706 | 3 | 25 | 6625-00-623-3688 | 1 | 12 |
| 5920-00-518-1789 | 4 | 8 | 6625-00-623-3691 | 1 | 8 |
| 5355-00- 523-8278 | 3 | 15 | 6623-00-623-6236 | 1 | 11 |
| 5355-00-556-0145 | 3 | 17 | 6625-00-624-5517 | 1 | 9 |
| 5355-00-556-0151 | 4 | 7 | 5355-00-687-2917 | 3 | 14 |
| 5355-00-579-6390 | 3 | 16 | 6625-00-752-5196 | 1 | 4 |
| 6625-00-623-3675 | 1 | 13 | 6625-00-775-6802 | 1 | 10 |

| PART NUMBER | FSCM | FIG. NO. | ITEM NO. | PART NUMBER | FSCM | FIG. NO. | ITEM NO. |
|----------------|-------|-------------|-------------|----------------|-------|-------------|-------------|
| AN3121-1819 | 82199 | 4 | 6 | TS1011UPM84 | 82199 | 1 | 20 |
| CN409UPM84 | 82199 | 1 | 13 | UG1239UPM84 | 32199 | 1 | 12 |
| CN410UPM84 | 82199 | 1 | 9 | UG1240UPM84 | 32199 | 1 | 10 |
| CN4111UPM84 | 82199 | 1 | 11 | UG1241UPM84 | 32199 | 1 | 3 |
| CY2074UPM84 | 82199 | 1 | 1 | UG1242UPM84 | 52199 | 1 | 4 |
| D108774 | 82199 | 1 | 3 | 125-2-2G | 49956 | 3 | 14 |
| D108775 | 8199 | 1 | 2 | | | | |
| F02G5R00A | 82199 | 4 | 8 | 175-6-20 | 49956 | 3 | 15 |
| F335UPM84 | 82199 | 1 | 14 | 47 | 04446 | 3 | 25 |
| F336UPM84 | 82199 | 1 | 15 | 70-2-20 | 49956 | 4 | 7 |
| F337UPM84 | 8199 | 1 | 16 | | | | |
| F338UPM84 | 8199 | 1 | 18 | | | | |
| F341UPM84 | 82199 | 1 | 17 | 70-5-2G | 49956 | 3 | 17 |
| MS515571-2 | 96906 | 4 | 10 | 90-3-2G | 49956 | 3 | 16 |

| | | | | | | |
|------------------|---|----|-------------|--------|---|----|
| 6240-00-155-8706 | 4 | 10 | B51726 | 82199 | 2 | 4 |
| 5355-00-680-1357 | 2 | 4 | B51726 | 82199 | 4 | 5 |
| 5355-00-680-1357 | 4 | | 5B517223 | 82199 | 4 | 4 |
| 5355-00-687-2917 | 4 | | 4CG1525U | 82199: | 1 | 19 |
| 6625-00-752-2451 | 1 | | 7CG1526U6FT | 82199 | 1 | 6 |
| | | | CG1526U18IN | 82199 | 1 | 5 |
| | | | CX3974U | 80058 | 1 | 7 |

By Order of the Secretary of the Army:

Official:

PAUL T. SMITH
Major General, United States Army
The Adjutant General

BERNARD W. ROGERS
General, United States Army
Chief of Staff

DISTRIBUTION:

Active Army:

USASA (2)
COE (1)
TSG (1)
USAARENBD (1)
DARCOM (1)
TRADOC (2)
OS Maj Comd (4)
LOGCOMDS (3)
MICOM (2)
TECOM (2)
USACC (4)
MDW (1)
Armies (2)
Corps (2)
HISA (Ft Monmouth) (33)
Sve Colleges (1)
USASIGS (5)
USAADS (2)
USAFAS (2)

USAARMS (2)
USAIS (2)
USAES (2)
USAICS (3)
MAAG (1)
USARMIS (1)
Instls (2) except
Ft Gordon (10)
Ft Huachuca (10)
Ft Carson (5)
Ft Richardson (ECOM Ofc) (2)
LBAD (14)
SAAD (30)
TOAD (14)
SHAD (3)
Ft Gillem (10)
Sig FLDMS (1)
USAERDAA (1)
USAERDAW (1)

NG: None

USAR: None

For explanation of abbreviation used, see AR 310-50.

| RECOMMENDED CHANGES TO EQUIPMENT TECHNICAL PUBLICATIONS | | | | |
|--|------------|---|--|-------------------|
|  <div style="border: 1px solid black; padding: 5px; margin-top: 10px; font-weight: bold;"> <p>THEN... JOT DOWN THE DOPE ABOUT IT ON THIS FORM. CAREFULLY TEAR IT OUT. FOLD IT AND DROP IT IN THE MAIL!</p> </div> | | <h2 style="margin: 0;">SOMETHING WRONG</h2> | | |
| | | <p>WITH THIS PUBLICATION?</p> | | |
| PUBLICATION NUMBER | | PUBLICATION DATE | | PUBLICATION TITLE |
| FROM: (PRINT YOUR UNIT'S COMPLETE ADDRESS) | | DATE SENT | | |
| BE EXACT... PIN-POINT WHERE IT IS | | <p>IN THIS SPACE TELL WHAT IS WRONG AND WHAT SHOULD BE DONE ABOUT IT:</p> | | |
| PAGE NO. | PARA-GRAPH | | | |
| | | | | |
| PRINTED NAME, GRADE OR TITLE, AND TELEPHONE NUMBER | | SIGN HERE: | | |

DA FORM 2028-2
JUL 79

**PREVIOUS EDITIONS
• ARE OBSOLETE.**

P.S.—IF YOUR OUTFIT WANTS TO KNOW ABOUT YOUR RECOMMENDATION MAKE A CARBON COPY OF THIS AND GIVE IT TO YOUR HEADQUARTERS.

This fine document...

Was brought to you by me:



[Liberated Manuals -- free army and government manuals](#)

Why do I do it? I am tired of sleazy CD-ROM sellers, who take publicly available information, slap “watermarks” and other junk on it, and sell it. Those masters of search engine manipulation make sure that their sites that sell free information, come up first in search engines. They did not create it... They did not even scan it... Why should they get your money? Why are not letting you give those free manuals to your friends?

I am setting this document FREE. This document was made by the US Government and is NOT protected by Copyright. Feel free to share, republish, sell and so on.

I am not asking you for donations, fees or handouts. If you can, please provide a link to liberatedmanuals.com, so that free manuals come up first in search engines:

<A HREF=<http://www.liberatedmanuals.com/>>Free Military and Government Manuals

- Sincerely
Igor Chudov
<http://igor.chudov.com/>
- [Chicago Machinery Movers](#)