

---

TECHNICAL MANUAL

ORGANIZATIONAL, DIRECT SUPPORT, AND  
GENERAL SUPPORT MAINTENANCE  
REPAIR PARTS AND SPECIAL TOOLS LIST

FOR

DIGITAL VOLTMETER  
(HEWLETT-PACKARD 3455A)

---

HEADQUARTERS, DEPARTMENT OF THE ARMY

24 SEPTEMBER 1984

ORGANIZATIONAL, DIRECT SUPPORT, AND GENERAL SUPPORT  
MAINTENANCE REPAIR PARTS AND SPECIAL TOOLS LIST  
FOR  
DIGITAL VOLTMETER 3455A (HP)  
Current as of 19 June 1934

REPORTING ERRORS AND RECOMMENDING IMPROVEMENTS

You can help improve this manual. If you find any mistakes or if you know of a way to improve the procedures, please let us know. Mail your letter, DA Form 2028 (Recommended Changes to Publications and Blank Forms), or DA Form 2028-2 located in back of this manual direct to: Commander, US Army Communications-Electronics Command and Fort Monmouth, ATTN: DRSEL-ME-MP, Fort Monmouth, NJ 07703-5007. In either case, a reply will be furnished direct to you.

Table of Contents

		Page	Illus Figure
Section	I. Introduction .....	1	
	II. Repair Parts List .....	5	
Group	00 Digital Voltmeter 3455A (HP) .....	5	1
	01 PC Assy, Display 03455-66502 A2.....	7	2
Section	III. Special Tools List (Not applicable)		
	IV. National Stock Number and Part Number Index.....	8	

## SECTION I INTRODUCTION

---

### 1. Scope

This manual lists spares and repair parts; special tools; special test, measurement, and diagnostic equipment (TtIDE), and other special support equipment required for performance of organizational, direct support, and general support maintenance of the 3455A (HP). It authorizes the requisitioning and issue of spares and repair parts as indicated by the source and maintenance codes.

### 2. General

This repair parts and special tools list is divided into the following sections:

a. Section II. Repair Parts List. A list of spares and repair parts authorized for use in the performance of maintenance. The list also includes parts which must be removed for replacement of the authorized parts. Parts lists are composed of functional groups in numeric sequence, with the parts in each group listed in figure and item number sequence.

b. Section III. Special Tools List. Not applicable.

c. Section IV. National Stock Number and Part Number Index. A list, in National item identification number (NIIN) sequence, of all National stock numbers (NSN) appearing in the listings, followed by a list, in alphameric sequence, of all part numbers appearing in the listings. National stock numbers and part numbers are cross-referenced to each illustration figure and item number appearance.

### 3. Explanation of Columns

a. Illustration. This column is divided as follows:

(1) Figure number. Indicates the figure number of the illustration on which the item is shown.

(2) Item number. The number used to identify item called out in the illustration.

b. Source, Maintenance, and Recoverability (SMR) Codes.

(1) Source code. Source codes indicate the manner of acquiring support items for maintenance, repair, or overhaul of end items. Source codes are entered in the first and second positions of the Uniform SMR Code format as follows:

<u>Code</u>	<u>Definition</u>
PA	Item procured and stocked for anticipated for known usage.
PB	Item procured and stocked for insurance purpose because essentiality dictates that a minimum quantity be available in the supply system.
PC	Item procured and stocked and which otherwise would be coded PA except that it is deteriorative in nature.
PD	Support item, excluding support equipment, procured for initial issue or outfitting and stocked only for subsequent or additional initial issues or outfittings. Not subject to automatic replenishment.
PE	Support equipment procured and stocked for initial issue or outfitting to specified maintenance repair activities.
PF	Support equipment which will not be stocked but which will be centrally procured on demand.
PG	Item procured and stocked to provide for sustained support for the life of the equipment. It is applied to an item peculiar to the equipment which, because of probable discontinuance or shutdown of production facilities, would prove uneconomical to reproduce at a later time.
KD	An item of a depot overhaul/repair kit and not purchased separately. Depot kit defined as a kit that provides items required at the time of overhaul or repair.
KF	An item of a maintenance kit and not purchased separately. Maintenance kit defined as a kit that provides an item that can be replaced at organizational or intermediate levels of maintenance.
KB	Item included in both a depot overhaul/repair kit and a maintenance kit.
MO	Item to be manufactured or fabricated at organizational level.
MF	Item to be manufactured or fabricated at the direct support maintenance level.
MH	Item to be manufactured or fabricated at the general support maintenance level.
MD	Item to be manufactured or fabricated at the depot maintenance level.

<u>Code</u>	<u>Definition</u>
AO-	Item to be assembled at organizational level.
AF	Item to be assembled at direct support maintenance level.
AH	Item to be assembled at general support maintenance level.
AD	Item to be assembled at depot maintenance level.
XA	Item is not procured or stocked because the requirements for the item will result in the replacement of the next higher assembly.
XB	Item is not procured or stocked. If not available through salvage, requisition.
XC	Installation drawing, diagram, instruction sheet, field service drawing, that is identified by manufacturer's part number.
XD	A support item that is not stocked. When required, item will be procured through normal supply channels.

**NOTE**

Cannibalization or salvage may be used as a source of supply for any items coded above except those coded XA and aircraft support items as restricted by AR 750-1.

(2) Maintenance code. Maintenance codes are assigned to indicate the levels of maintenance authorized to USE and REPAIR support items. The maintenance codes are entered in the third and fourth positions of the Uniform SMR Code format as follows:

(a) The maintenance code entered in the third position will indicate the lowest maintenance level authorized to remove, replace, and use the support item. The maintenance code entered in the third position will indicate one of the following levels of maintenance:

<u>Code</u>	<u>Application/Explanation</u>
C	Crew or operator maintenance performed within organizational maintenance.
O	Support item is removed, replaced, used at the organizational level.
F	Support item is removed, replaced, used at the direct support level.
H	Support item is removed, replaced, used at the general support level.
D	Support item is removed, replaced, used at depot, mobile depot, or specialized repair activity only.

(b) The maintenance code entered in the fourth position indicates whether the item is to be repaired and identifies the lowest maintenance level with the capability to perform complete repair (i.e., all authorized maintenance functions). This position will contain one of the following maintenance codes:

<u>Code</u>	<u>Application/Explanation</u>
0	- The lowest maintenance level capable of complete repair of the support item is the organizational level.
F	- The lowest maintenance level capable of complete repair of the support item is the direct support level.
H	- The lowest maintenance level capable of complete repair of the support item is the general support level.
D	- The lowest maintenance level capable of complete repair of the support item is the depot level.
L	- Repair restricted to designated specialized repair activity.
Z	- Nonreparable. No repair is authorized.
B	- No repair is authorized. The item may be reconditioned by adjusting, lubricating, etc., at the user level. No parts or special tools are procured for the maintenance of this item.

(3) Recoverability code. Recoverability codes are assigned to support items to indicate the disposition action on unserviceable items. The recoverability code is entered in the fifth position of the Uniform SMR Code format as follows:

<u>Recoverability</u>	<u>Code</u>	<u>Definition</u>
Z	- Nonreparable item.	When unserviceable, condemn and dispose at the level indicated in position 3.
0	- Reparable item.	When uneconomically reparable, condemn and dispose at organizational level.
F	- Reparable item.	When uneconomically reparable, condemn and dispose at the direct support level.
H	- Reparable item.	When uneconomically reparable, condemn and dispose at the general support level.
D	- Reparable item.	When beyond lower level repair capability, return to depot. Condemnation and disposal not authorized below depot level.

Recoverability  
Code

Definition

L - Repairable item. Repair, condemnation, and disposal not authorized below depot/specialized repair activity level.

A - Item requires special handling or condemnation procedures because of specific reasons (i.e., precious metal content, high dollar value, critical material or hazardous material). Refer to appropriate manuals/directives for specific instructions.

c. National Stock Number. Indicates the National stock number assigned to the item and will be used for requisitioning purposes.

d. Federal Supply Code for Manufacturer (FSCM). The FSCM is a 5-digit numeric code listed in SB 708-41/42 which is used to identify the manufacturer, distributor, or Government agency, etc.

e. Part Number. Indicates the primary number used by the manufacturer (individual, company, firm, corporation, or Government activity), which controls the design and characteristics of the item by means of its engineering drawings, specifications, standards, and inspection requirements to identify and item or range of items.

NOTE

When a stock numbered item is requisitioned, the repair part received may have a different part number than the part being replaced.

f. Description. Indicates the Federal item name and, if required, a minimum description to identify the item.

g. Unit of Measure (U/M). Indicates the standard of the basic quantity of the listed item as used in performing the actual maintenance function. This measure is expressed by a two-character alphabetical abbreviation (e.g., ea, in, pr, etc.). When the unit of measure differs from the unit of issue, the lowest unit of issue that will satisfy the required units of measure will be requisitioned.

h. Quantity Incorporated in Unit. Indicates the quantity of the item used in the breakout shown on the illustration figure, which is prepared for a functional group, subfunctional group, or an assembly.

4. Special Information

a. The following publications pertain to the 3455A and its components:

TM 11-6625-3064-13-1, 13-2, Digital Voltmeter 3455A (HP) (To be published).

b. National Stock Numbers (NSN's) that are missing from P source coded items have been applied for and will be added to this TM by future change/ revision when they are entered in the Army Master Data File (AMDF). Until the NSN's are established and published, submit exception requisitions to:  
Commander, US Army Communications-Electronics Command and Fort Monmouth, ATTN: DRSEL-MM, Fort Monmouth, NJ 07703 for the part required to support your equipment.

## 5. How to Locate Repair Parts

a. When National stock number or part number is unknown.

(1) First. Using the table of contents, determine the functional group within which the item belongs. This is necessary since illustrations are prepared for functional groups and listings are divided into the same groups.

(2) Second. Find the illustration covering the functional group to which the item belongs.

(3) Third. Identify the item on the illustration and note the illustration figure and item number of the item.

(4) Fourth. Using the Repair Parts Listing, find the figure and item number noted on the illustration.

b. When National stock number or part number is known.

(1) First. Using the Index of National Stock Numbers and Part Numbers, find the pertinent National stock number or part number. This index is in NIIN sequence followed by a list of part numbers in alphameric sequence, cross-referenced to the illustration figure number and item number.

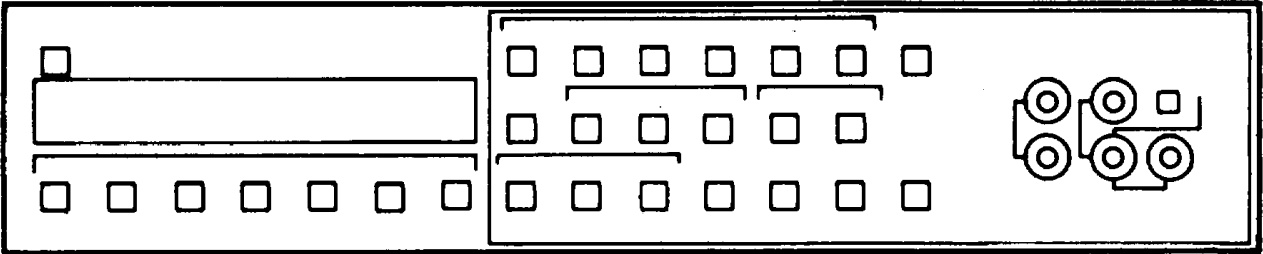
(2) Second. After finding the figure and item number, locate the figure and item number in the repair parts list.

## 6. Abbreviations

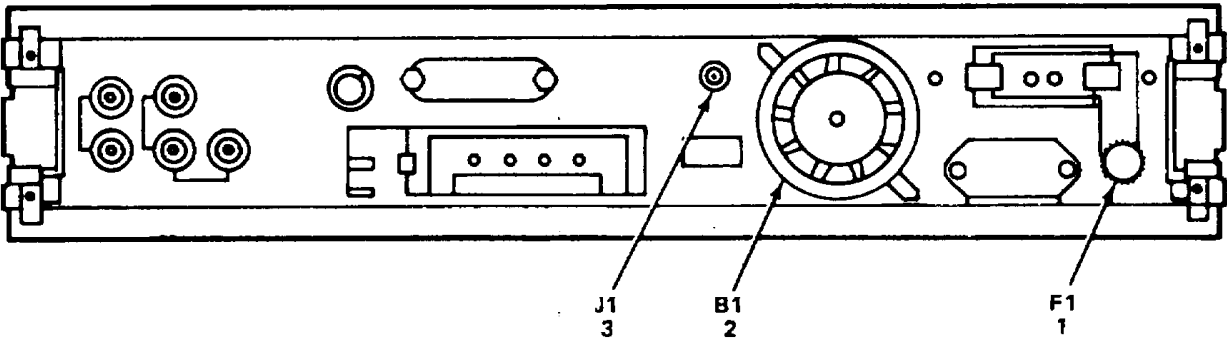
Not applicable.

(Next printed page is 4.3)





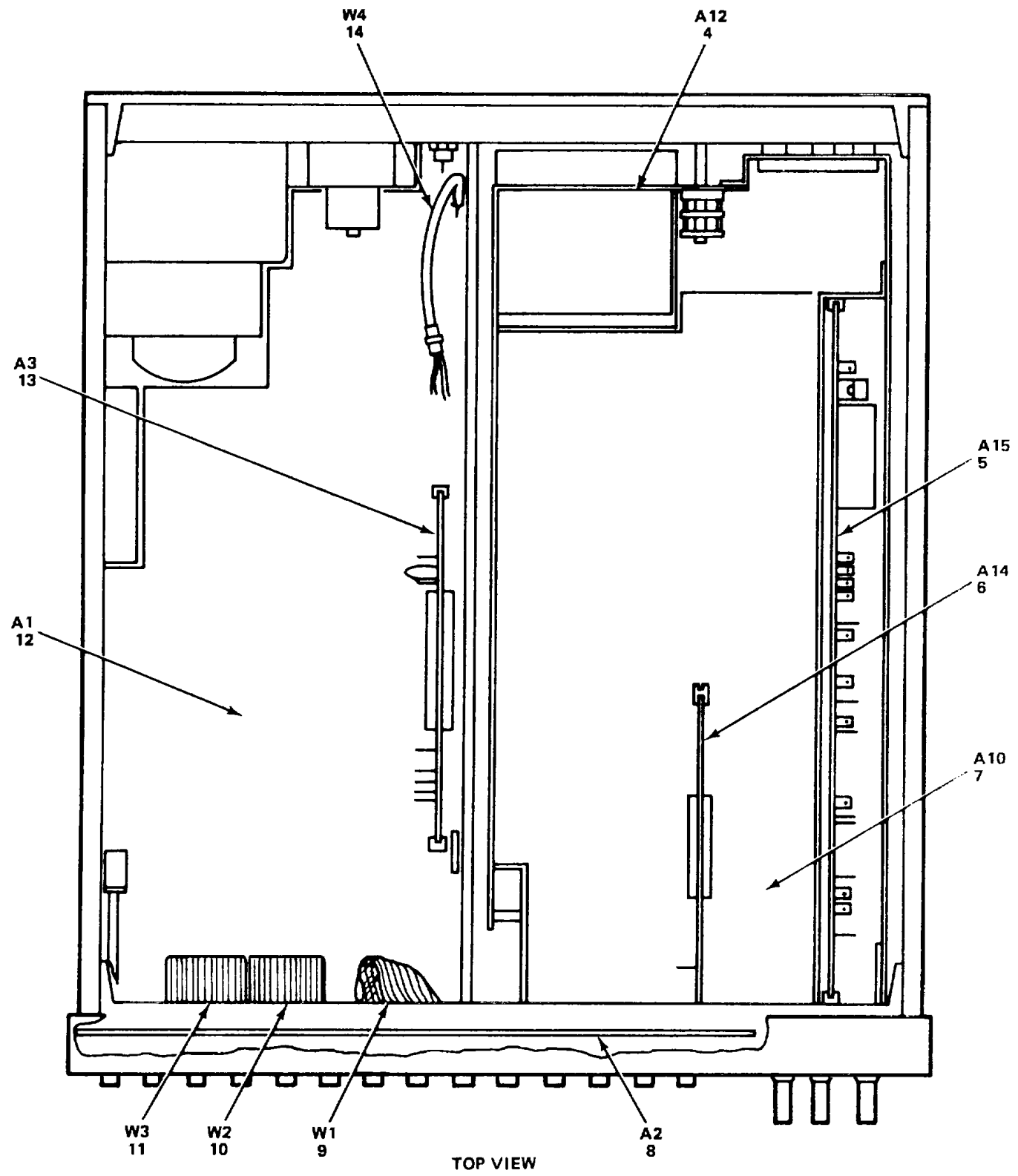
FRONT PANEL



REAR PANEL

EL9GX-1

Figure 1. Digital Voltmeter, 3455A (Sheet 1 of 2)



EL9GX-2

Figure 1. Digital Voltmeter, 3455A (Sheet 2 of 2)

## SECTION II

TM 11-6625-3064--24P

(1) ILLUSTRATION		(2)	(3)	(4)	(5)	(6)	(7)	(8)
(a) FIG NO.	(b) ITEM NO.	SMR CODE	NATIONAL STOCK NUMBER	FSCM	PART NUMBER	DESCRIPTION  USABLE ON CODE	U/M	QTY INC IN UNIT
						GROUP 00 DIGITALVOLTMETER 3455A IMP)		
1	1	PAFZZ		04103	312-500	FUSE, CARTRIDGE .....	EA	1
1	2	PAFIZ	4140-01-084-6240	28480	3160-0266	FAN,TUBE AXIAL.....	EA	1
1	3	PAFZZ	5940-01-098-0482	28480	5061-1131	TERMINAL ASSY.....	EA	1
1	4	PAFDD	6625-01-094-12T2	28480	03455-66512	CIRCUIT CARD ASSEMB .....	EA	1
1	5	PAFDD	6625-01-082-4815	28480	03455-66515	CIRCUIT CARD ASSEMB .....	EA	1
1	6	PAFDD	6625-01-08U-4119	28480	03455-66514	CIRCUIT CARD ASSEMB .....	EA	1
1	7	PAFDD	6625-01-089-8996	28480	03455-66510	CIRCUIT CARD ASSEMB., .....	EA	1
1	8	PAFDD	6625-01-090-1182	28840	03455-66502	CIRCUIT CARO ASSEMB .....	EA	1
1	9	PAFDD	9995-01-102-8360	28480	03455-61603	CABLE ASSEMBLY. ....	EA	1
1	10	PAFDD	59950-01-084-1814	28480	03455-61604	CABLE ASSEMBLY. ....	EA	1
1	11	PAFZZ	5995-01-084-1815	28480	03455-61606	CABLE ASSEMBLY .....	EA	1
1	12	PAFDO	6825-01-086-3T42	28480	03455-66501	CIRCUIT CARD ASSEMB .....	EA	1
1	13	PAFDD	6625-01-082-0834	28480	03455-66503	CIRCUIT CARD ASSEMB .....	EA	1
1	14	PAFOD	5995-01-08-1816	28480	03455-61605	CABLE ASSEMBLY .....	EA	1

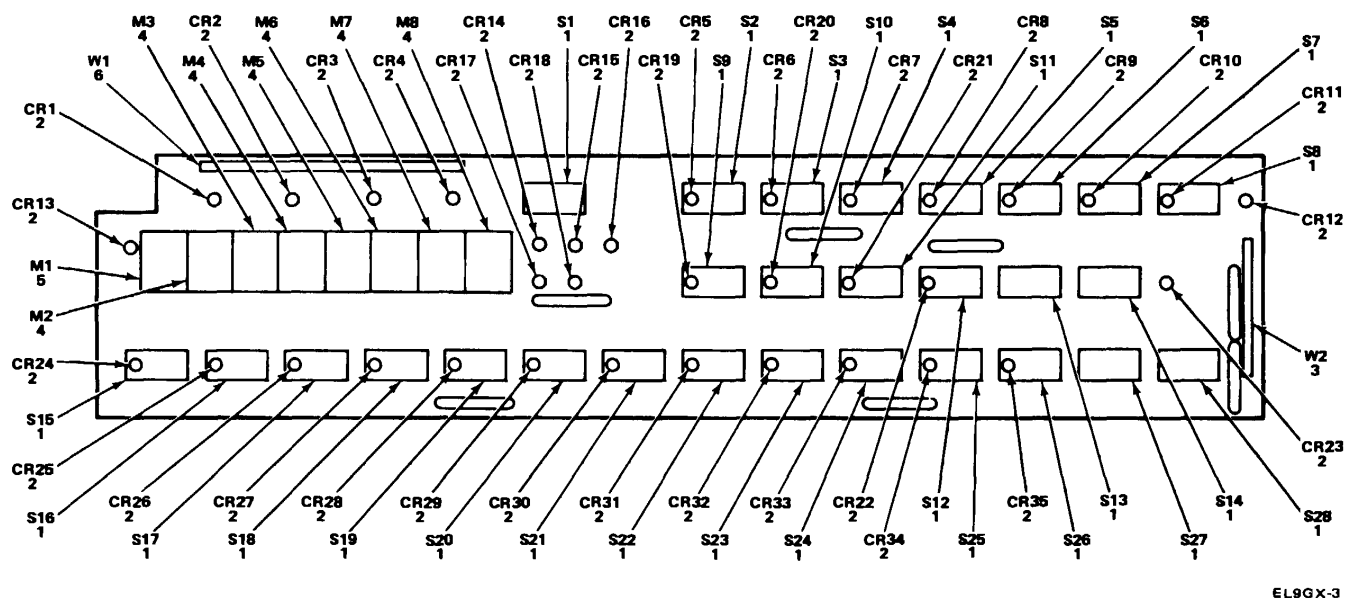


Figure 2. PC Assembly, Display 03455-66502 A2

(1) ILLUSTRATION		(2)	(3)	(4)	(5)	(6)	(7)	(8)
(a) FIG NO.	(b) ITEM NO.	SMR CODE	NATIONAL STOCK NUMBER	FSCM	PART NUMBER	DESCRIPTION  USABLE ON CODE	U/M	QTY INC IN UNIT
						GROUP 01 PC ASSY, DISPLAY  03455-66502 AZ		
2	1	PAFIZ	5930-01-082-4289	2840	560-9436	SITCH.PUSH.....	EA	26
2	2	PAFL	I51-0t-091-9940	25440	L900-0547	LIGHT EMITTING DIODE.....	EA	36
2	3	PAFDD	6625-L01-097-1987I	2880	03455-61601	CABLE ASSEMBLY, SPEC .....	EA	1
2	4	PAFZZ	5961-01-D22-2238	28480	1990-0540	DISPLAT, OPTELECTRO.....	EA	7
2	5	PAFZL	5961-01-081-9"41	2i84I80	1990O-0539	SIMICONDUCTOR DEVICE.....	EA	1
Z	6	PAFDD	6625-01-0916-2012	28480	120-2254	CALE ASSEMBLY,SPEC .....	EA	1

## SECTION IV

TM 11-6625-3064-24P

## NATIONAL STOCK NUMBER AND PART NUMBER INDEX

STOCK NUMBER	FIGURE NO.	ITEM NO.	STOCK NUMBER	FIGURE NO.	ITEM NO.
5961-01-022-2238	2	4	5995-01-084-1816	1	
4140-01-081-6260	1	2	6625-01-086-3742	1	
5961-01-981-9940	2	2	6625-01-089-8996	1	7
5961-01-081-9941	2	5	6625-01-090-1182	1	8
6625-01-082-0834	1	13	6625-01-094-1272	1	4
6625-01-087-4119	1	6	5940-01-096-0482	1	3
5930-01-082-4289	2	1	6625-01-096-2072	2	6
5995-01-082-1815	1	5	6625-01-091-1987	2	
5995-01-084-1814	1	10	5995-01-102-8360	1	
5995-01-084-1815	1	11			

## SECTION IV

TM 11-6625-3064-24P

## NATIONAL STOCK NUMBER AND PART NUMBER INDEX

FSCM	PART NUMBER	FIGURE NO.	ITEM NO.	FSCM	PART NUMBER	FIGURE NO.	ITEM NO.
28483	03455-61601	2	3	28480	03455-66514	1	6
28480	03455-61603	1	9	28480	03455-66515	1	5
28480	03455-61605	1	14	28480	1990-0540	2	4
28480	03455-61606	1	11	28480	1990-0547	2	2
28480	03455-66531	1	12	04703	312-500	1	1
28480	03455-66502	1	8	28480	3160-0266	1	2
28480	03455-66503	1	13	28480	5060-9436	2	1
28480	0345s-66510	1	7	28480	5061-1131	1	3
28489	03455-66512	1	4	28480	8120-2254	2	6

By Order or the Secretary of the Army:

Official:

JOHN A. WICKHAM JR.  
*General, United States Army*  
*Chief of Staff*

ROBERT M. JOYCE  
*Major General, United States Army*  
*The Adjutant General*

Distribution:

To be distributed in accordance with special list.









This fine document...

Was brought to you by me:



### [Liberated Manuals -- free army and government manuals](#)

Why do I do it? I am tired of sleazy CD-ROM sellers, who take publicly available information, slap “watermarks” and other junk on it, and sell it. Those masters of search engine manipulation make sure that their sites that sell free information, come up first in search engines. They did not create it... They did not even scan it... Why should they get your money? Why are not letting you give those free manuals to your friends?

I am setting this document FREE. This document was made by the US Government and is NOT protected by Copyright. Feel free to share, republish, sell and so on.

I am not asking you for donations, fees or handouts. If you can, please provide a link to [liberatedmanuals.com](http://liberatedmanuals.com), so that free manuals come up first in search engines:

<A HREF=<http://www.liberatedmanuals.com/>>Free Military and Government Manuals</A>

- Sincerely  
Igor Chudov  
<http://igor.chudov.com/>
- [Chicago Machinery Movers](#)