

TECHNICAL MANUAL

ORGANIZATIONAL, DIRECT SUPPORT
AND GENERAL SUPPORT MAINTENANCE
REPAIR PARTS AND SPECIAL TOOLS LISTS
FOR
RF MILLIVOLTMETER ME-526A/USM
(NSN 6625-01-161-1461)

HEADQUARTERS, DEPARTMENT OF THE ARMY
23 DECEMBER 1983

TECHNICAL MANUAL

HEADQUARTERS,

DEPARTMENT OF THE ARMY

No. 11-6625-3060-24P

WASHINGTON, DC, 23 December 1983

**ORGANIZATIONAL, DIRECT SUPPORT AND GENERAL SUPPORT MAINTENANCE
REPAIR PARTS AND SPECIAL TOOLS LISTS
FOR
RF MILLIVOLTMETER ME-526A/USM
(NSN 6625-02-161-1461)
Current as of 1 November 1983**

REPORTING ERRORS AND RECOMMENDING IMPROVEMENTS

You can help improve this manual. If you find any mistakes or if you know of a way to improve the procedures, let us know. Mail your letter, or DA Form 2028 (Recommended Changes to Publications and Blank Forms), or DA 2028-2 located in the back of this manual direct to: Command, US Army Communications-Electronics Command and Fort Monmouth, ATTN: DRSEL- ME-MP, Fort Monmouth, NJ 07703. In either case, a reply will be furnished direct to you.

Table of Contents

		Page	Illus Figure
SECTION	I. Introduction	1	
	II. Repair Parts List.....	5	
GROUP	00 RF Millivoltmeter ME-526A/USM.....	5	1
	RF Millivoltmeter, Accessories	7	2
	RF Millivoltmeter, Rear View.....	9	3
	RF Millivoltmeter, Top Cover Removed	17	4
	RF Millivoltmeter, Bottom Cover Removed	19	5
SECTION	III. Special Tools List.....		
GROUP	60 Special Tools.....	21	6
SECTION	IV. National Stock Number and Part Number		
	Index	22	

SECTION I INTRODUCTION

1. Scope

This manual lists spares and repair parts; special tools; special test, measurement, and diagnostic equipment (TMDE), and other special support equipment required for performance of organizational, direct support, and general support maintenance of the ME-526A/USM. It authorizes the requisitioning and issue of spares and repair parts as indicated by the source and maintenance codes.

2. General

This Repair Parts and Special Tools List is divided into the following sections:

a. Section II. Repair Parts List. A list of spares and repair parts authorized for use in the performance of maintenance. The list also includes parts which must be removed for replacement of the authorized parts. Parts lists are composed of functional groups in numeric sequence, with the parts in each group listed in figure and item number sequence.

b. Section III. Special Tools List. A list of special tools, special TMDE, and other special support equipment authorized for the performance of maintenance.

c. Section IV. National Stock Number and Part Number Index. A list, in National item identification number (NIIN) sequence, of all National stock numbers (NSN) appearing in the listings, followed by a list, in alphameric sequence, of all part numbers appearing in the listings. National stock numbers and part numbers are cross-referenced to each illustration figure and item number appearance.

3. Explanation of Columns

a. Illustration. This column is divided as follows:

(1) *Figure number.* Indicates the figure number of the illustration on which the item is shown.

(2) *Item number.* The number used to identify item called out in the illustration.

b. Source, Maintenance, and Recoverability (SMR) Codes.

(1) *Source code.* Source codes indicate the manner of acquiring support items for maintenance, repair, or overhaul of end items. Source codes are entered in the first and second positions of the Uniform SMR Code format as follows:

Code	Definition
PA-	Item procured and stocked for anticipated or known usage.
XD-A	support item that is not stocked. When required, item will be procured through normal supply channels

NOTE

Cannibalization or salvage may be used as a source of supply for any items source coded above except those coded XA and aircraft support items as restricted by AR 750-1.

(2) *Maintenance code.* Maintenance codes are assigned to indicate the levels of maintenance authorized to USE and REPAIR support items. The maintenance codes are entered in the third and fourth positions of the Uniform SMR Code format as follows:

(a) The maintenance code entered in the third position will indicate the lowest maintenance level authorized to remove, replace, and use the support item. The maintenance code entered in the third position will indicate one of the following levels of maintenance:

Code	Application/Explanation
O -	Support item is removed, replaced, used at the organizational level.
H -	Support item is removed, replaced, used at the general support level.

(b) The maintenance code entered in the fourth position indicates whether the item is to be repaired and identifies the lowest maintenance level with the capability to perform complete repair (i.e., all authorized maintenance functions). This position will contain one of the following maintenance codes:

Code	Application/Explanation
Z -	Nonreparable. No repair is authorized.

(3) *Recoverability code.* Recoverability codes are assigned to support items to indicate the disposition action on unserviceable items. The recoverability code is entered in the fifth position of the Uniform SMR Code format as follows:

Recoverability codes	Definition
Z-	Nonreparable item. When unserviceable, condemn and dispose at the level indicated in position 3.

c. National Stock Number. Indicates the National stock number assigned to the item and will be used for requisitioning purposes.

d. Federal Supply Code for Manufacturer (FSCM). The FSCM is a 5-digit numeric code listed in SB 708-41/42 which is used to identify the manufacturer, distributor, or Government agency, etc.

e. Part Number. Indicates the primary number used by the manufacturer (individual, company, firm, corporation, or Government activity), which controls the design and characteristics of the item by means of its engineering

drawings, specifications, standards, and inspection requirements to identify an item or range of items.

NOTE

When a stock numbered item is requisitioned, the repair part received may have a different part number than the part being replaced.

f. Description. Indicates the Federal item name and, if required, a minimum description to identify the item. In the Special Tools List, the initial basis of issue (BOI) appears as the last line in the entry for each special tool special TMDE, and other special support equipment. When density of equipments supported exceeds density spread indicated in the basis of issue, the total authorization is increased accordingly.

g. Unit of Measure (U/M). Indicates the standard of the basic quantity of the listed item as used in performing the actual maintenance function. This measure is expressed by a two character alphabetical abbreviation (e.g., ea, in, pr, etc). When the unit of measure differs from the unit of issue, the lowest unit of issue that will satisfy the required units of measure will be requisitioned.

h. Quantity Incorporated in Unit. Indicates the quantity of the item used in the breakout shown on the illustration figure, which is prepared for a functional group, subfunctional group, or an assembly.

4. Special Information

a. The following publications pertain to the ME-526A/USM and its components.
TM 11-6625-3060-10, RF Millivoltmeter ME-526A/USM.
TM 11-6625-3060-24, RF Millivoltmeter ME-526A/USM.

b. National stock numbers (NSN's) that are missing from P source coded items have been applied for and will be added to this TM by future change/revision when they

are entered in the Army Master Data File (AMDF). Until the NSN's are established and published, submit exception requisitions to: Commander, US Army Communications-Electronics Command and Fort Monmouth, ATTN: DRSEL-MM, Fort Monmouth, New Jersey 07703 for the part required to support your equipment.

5. How to Locate Repair Parts

a. When National stock number or part number is unknown.

(1) *First.* Using the table of contents, determine the functional group within which the item belongs. This is necessary since illustrations are prepared for functional groups and listings are divided into the same groups.

(2) *Second.* Find the illustration covering the functional group to which the item belongs.

(3) *Third.* Identify the item on the illustration and note the illustration figure and item number of the item.

(4) *Fourth.* Using the Repair Parts Listing, find the figure and item number noted on the illustration.

b. When National stock number or part number is known.

(1) *First.* Using the Index of National Stock Numbers and Part Numbers, find the pertinent National stock number or part number. This index is in NIIN sequence followed by a list of part numbers in alphameric sequence, cross-referenced to the illustration figure number and item number.

(2) *Second.* After finding the figure and item number, locate the figure and item number in the repair parts list.

6. Abbreviations

Not applicable.

(Next printed page is 4)

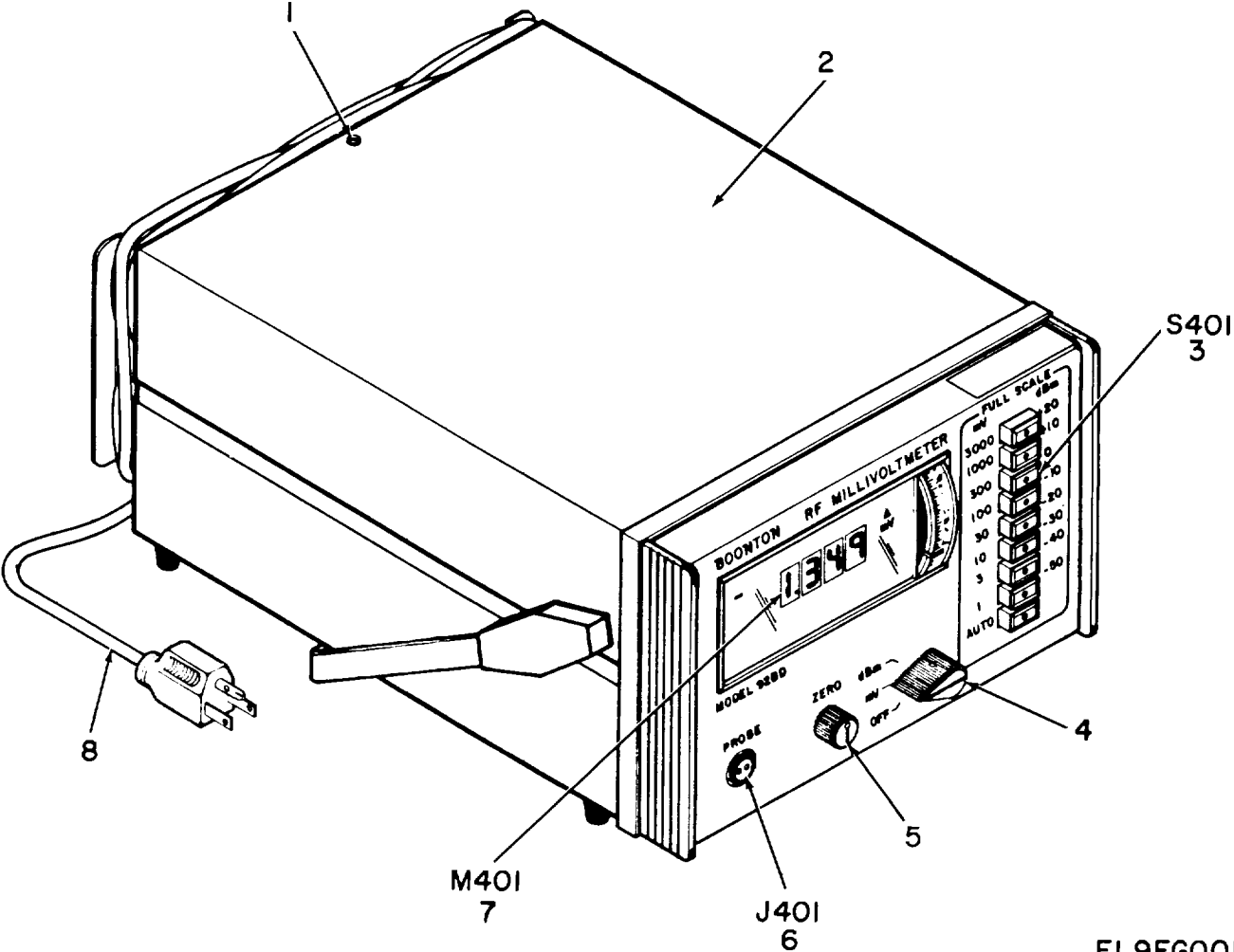
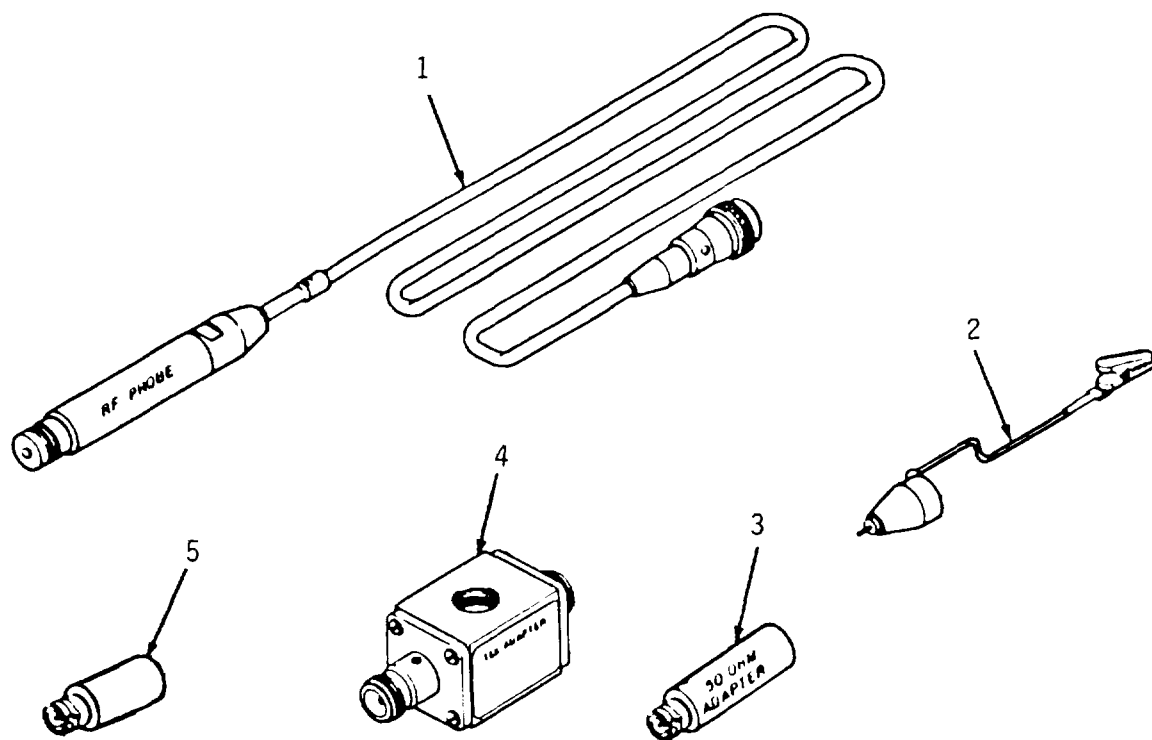


FIGURE 1. MILLIOVOLTmeter.

(1) ILLUSTRATION		(2)	(3)	(4)	(5)	(6)	(7)	(8)
(a) FIG NO.	(b) ITEM NO.	SMR CODE	NATIONAL STOCK NUMBER	FSCM	PART NUMBER	DESCRIPTION USABLE ON CODE	U/M	QTY INC IN UNIT
						GROUP 00 RF MILLIVOLTMETER, ME-526A/USM		
1	1	PAHZZ	5305-00-054-6650	96906	MS51957-26	SCREW,MACHINE	EA	1
1	2	XBHZZ		04901	600338	COVER TOP.	EA	1
1	3	PAHZZ	5930-01-027-5719	04901	465154	SWITCH ASSEMBLY.....	EA	
1	4	PA0ZZ		04901	70-4-2	KNOB.....	EA	1
1	5	PAOZZ		04901	775258	KNOB.....	EA	1
1	6	PAHZZ		04901	092141	CONNECTOR,RECEPTACL.....	EA	1
1	7	PAHZZ		04901	554294	METER SCALE	EA	1
1	8	PAHZZ	6625-00-970-6414	04901	568101	CABLE ASSEMBLY,POWE	EA	1
					5			



EL9FG002

FIGURE 2. RF MILLIVOLTMETER, ACCESSORIES.

SECTION II

TM 11-6025-3060-24P

(1) ILLUSTRATION		(2)	(3)	(4)	(5)	(6)	(7)	(8)
(a) FIG NO.	(b) ITEM NO.	SMR CODE	NATIONAL STOCK NUMBER	FSCM	PART NUMBER	DESCRIPTION USABLE ON CODE	U/M	QTY INC IN UNIT
2	1	PAOZZ	6625-00-137-6871	04901	91-12F	LEAD,TEST	EA	1
2	2	PAOZZ	6625-00-072-8637	04901	91-138	LEAD,ELECTPICAL.EA	EA	1
2	3	PAOZZ	6625-00-973-2296	04901	91-88	PROBE SUBASSEMBLY	EA	1
2	4	PAHZZ	6625-00-104-8967	04901	91-14A	ADAPTER,TEST	EA	1
2	5	PAHZZ		04901	91-6C	ADAPTER,BNC.....	EA	1
7								

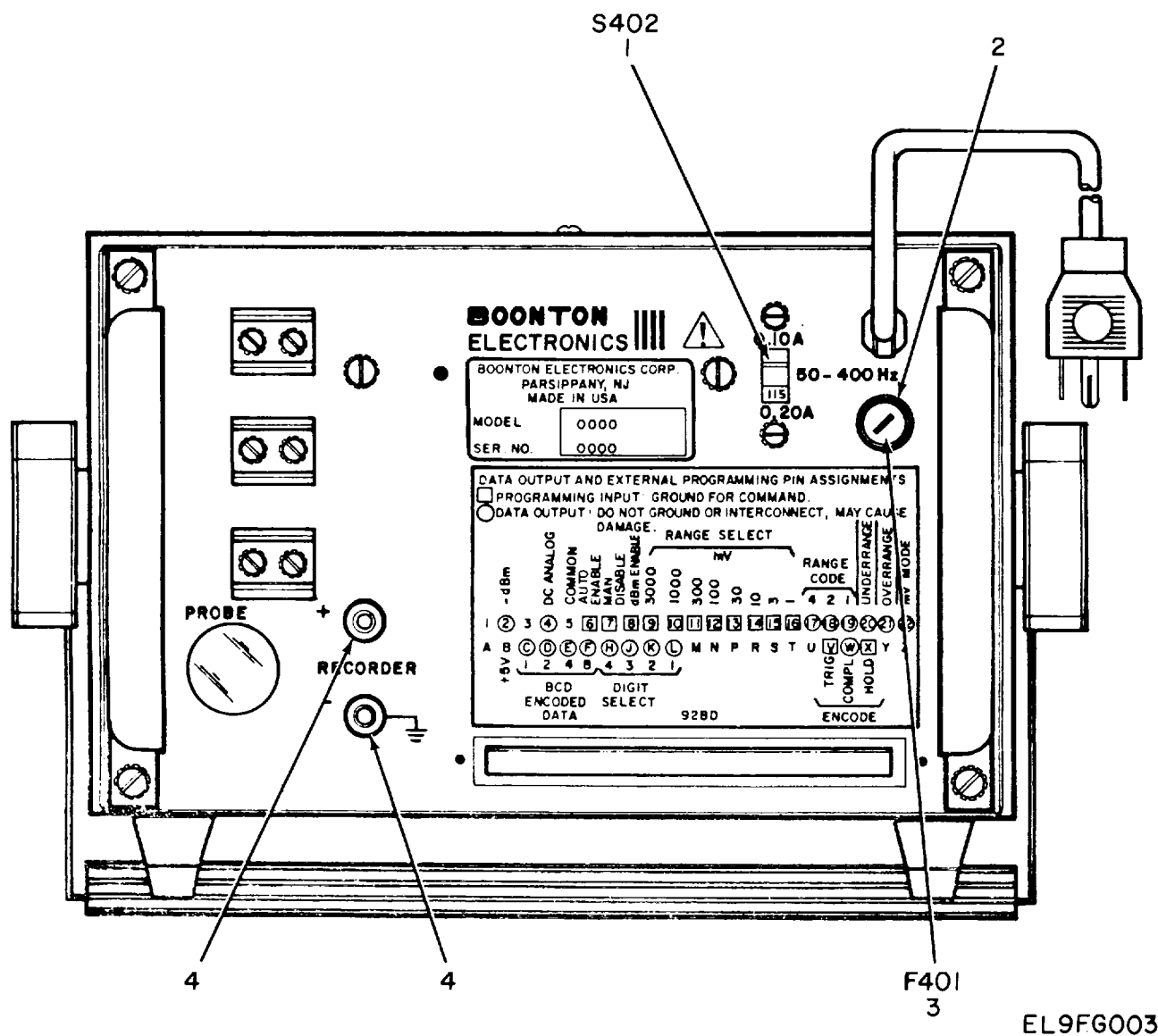
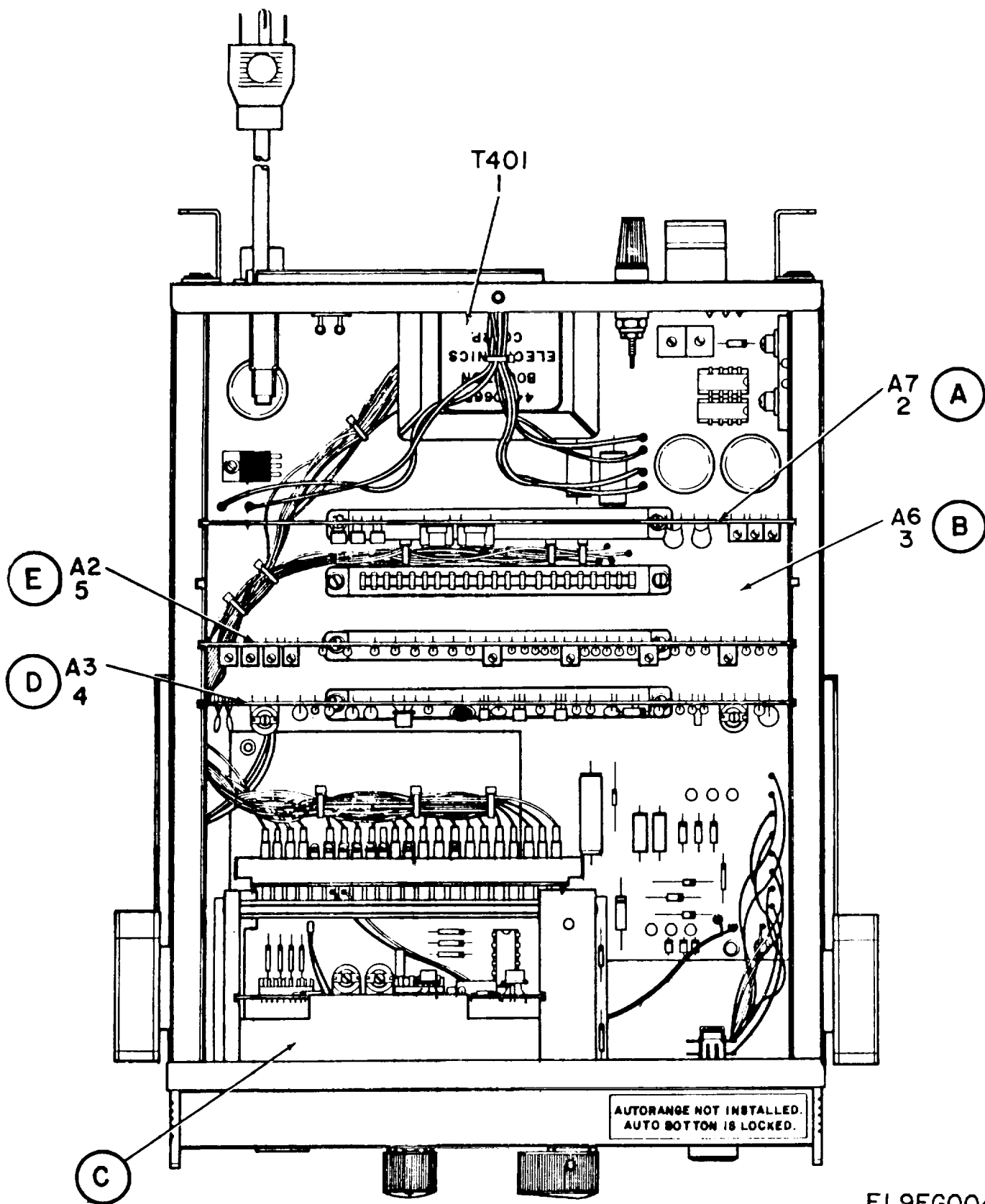


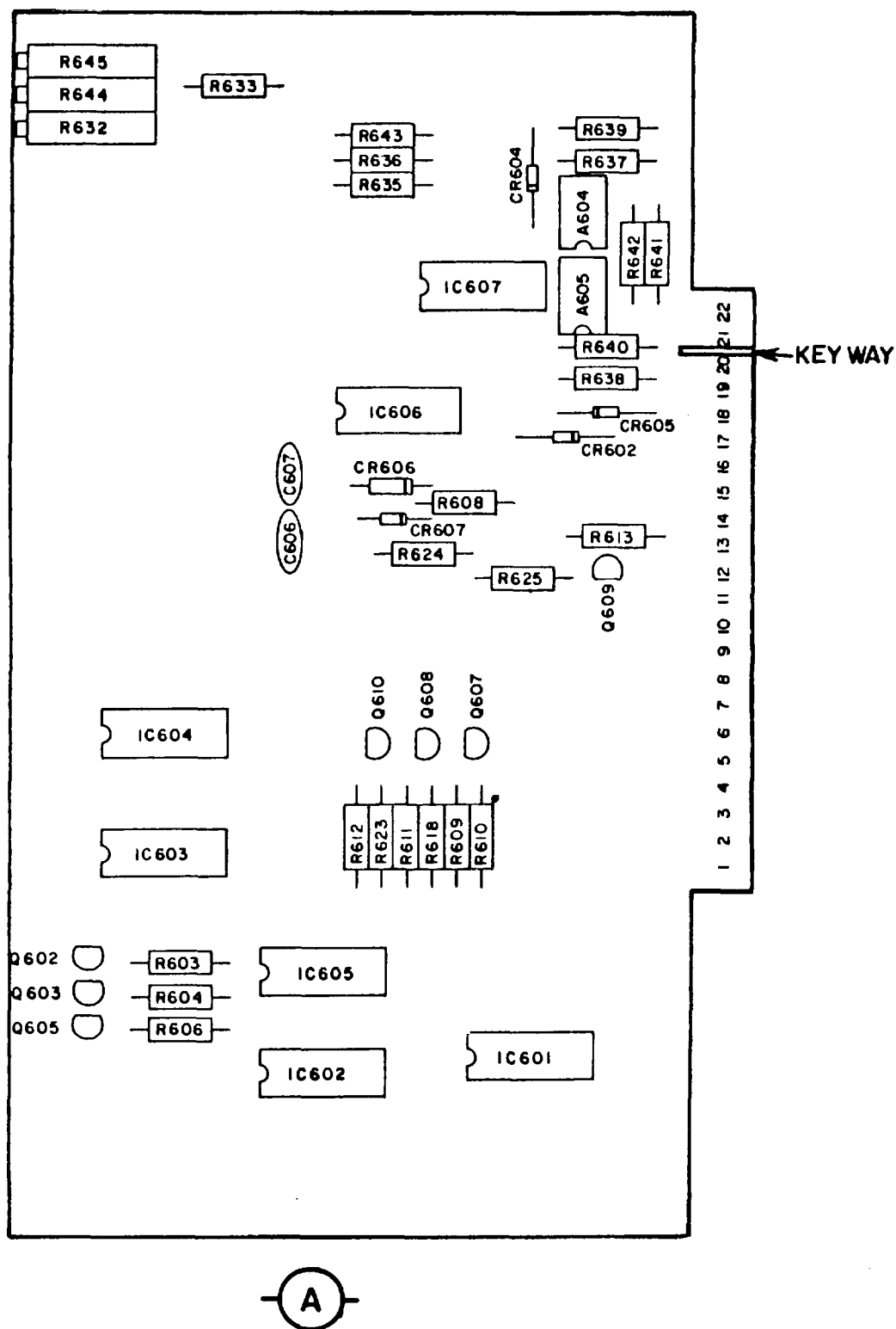
FIGURE 3. RF MILLIVOLTMETER, REAR VIEW.

(1) ILLUSTRATION		(2)	(3)	(4)	(5)	(6)	(7)	(8)
(a) FIG NO.	(b) ITEM NO.	SMR CODE	NATIONAL STOCK NUMBER	FSCM	PART NUMBER	DESCRIPTION USABLE ON CODE	U/M	QTY INC IN UNIT
3	1	PAHZZ	5930-00-468-2528	82389	46562F	SWITCH,SLIDE.....	EA	1
3	2	PAHZZ	5920-30-404-1078	00752	990019-23	FUSE,CARTRIDGE	EA	1
3	3	PAOZZ		71400	I/OAMP 220V	FUSECARTRIDGE	EA	1
					OR			
3	3	PAOZZ		71400	1/5 AMP 117V	FUSE	EA	1
3	4	PAHZZ		04901	740138	POST,BINDING,ELECTR.....	EA	1
					9			



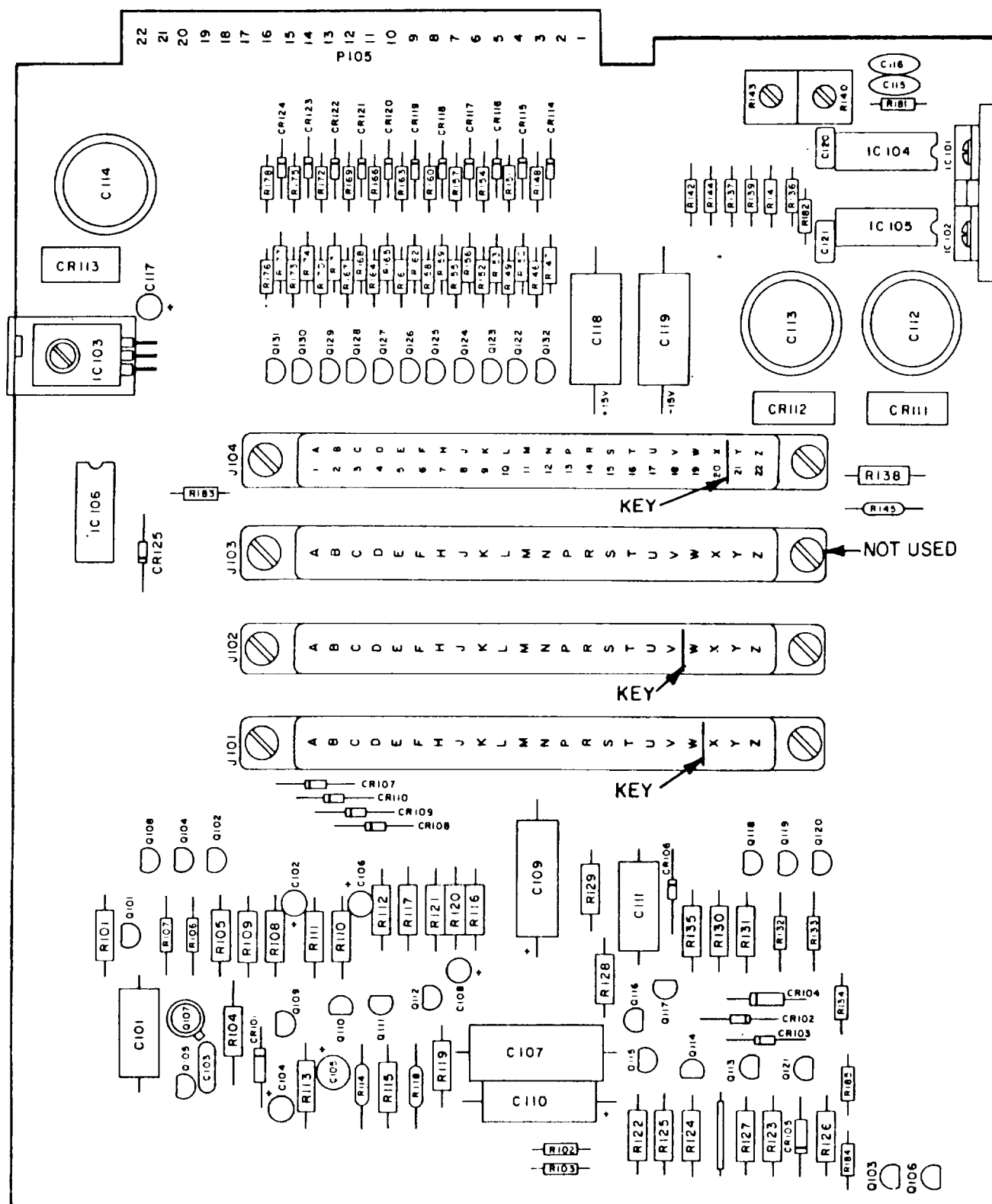
EL9FG004

FIGURE 4. RF MILLIVOLTMETER, TOP COVER REMOVED, (SHEET 1 OF 7)



EL9FG008

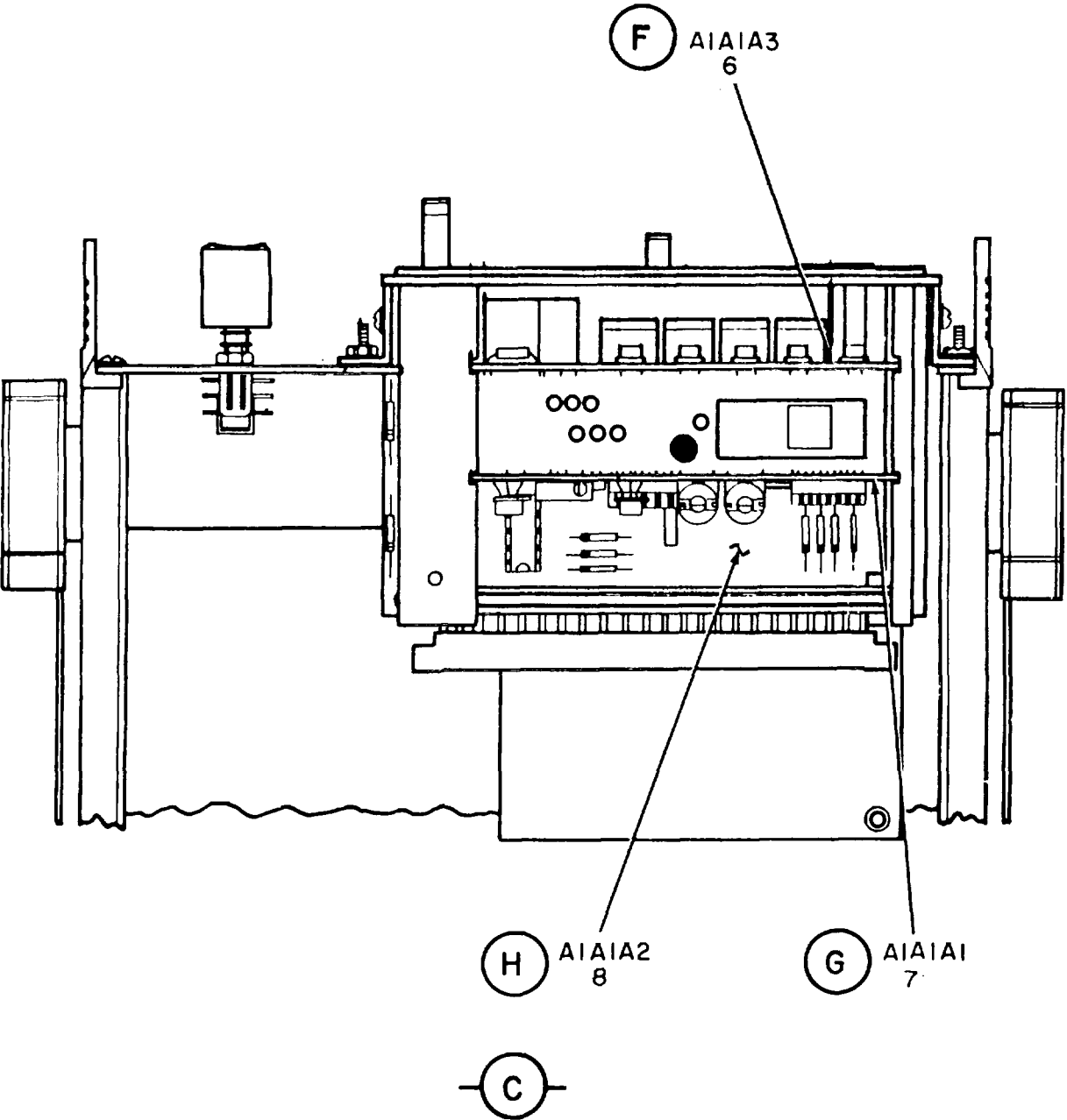
FIGURE 4. RF MILLIVOLTMETER, TOP COVER REMOVED, (SHEET 2 OF 7).



(B)

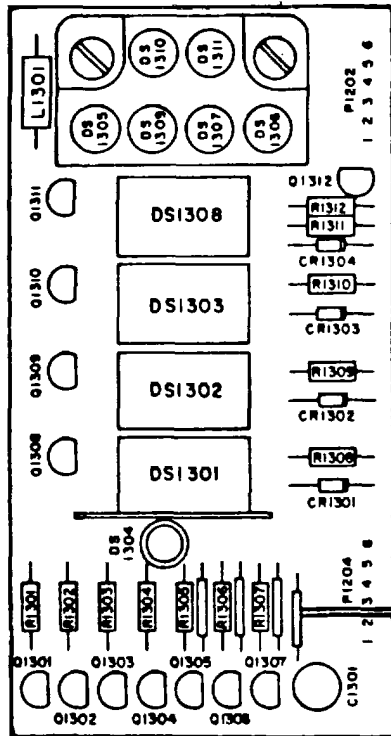
EL9FGOC

FIGURE 4. RF MILLIVOLTMETER, TOP COVER REMOVED, (SHEET 3 OF 7).

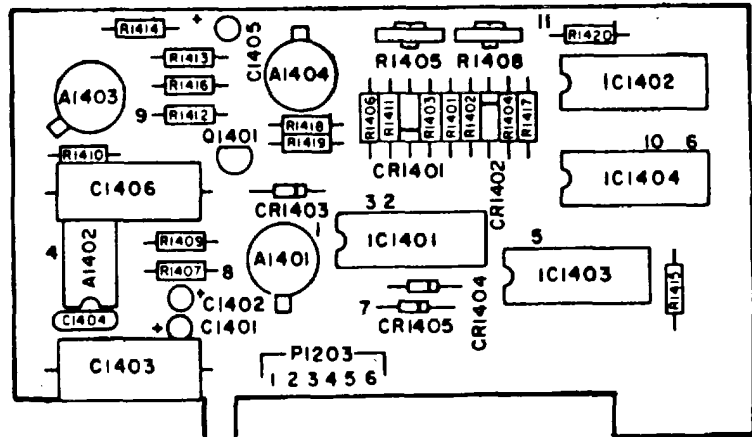


EL9FG005

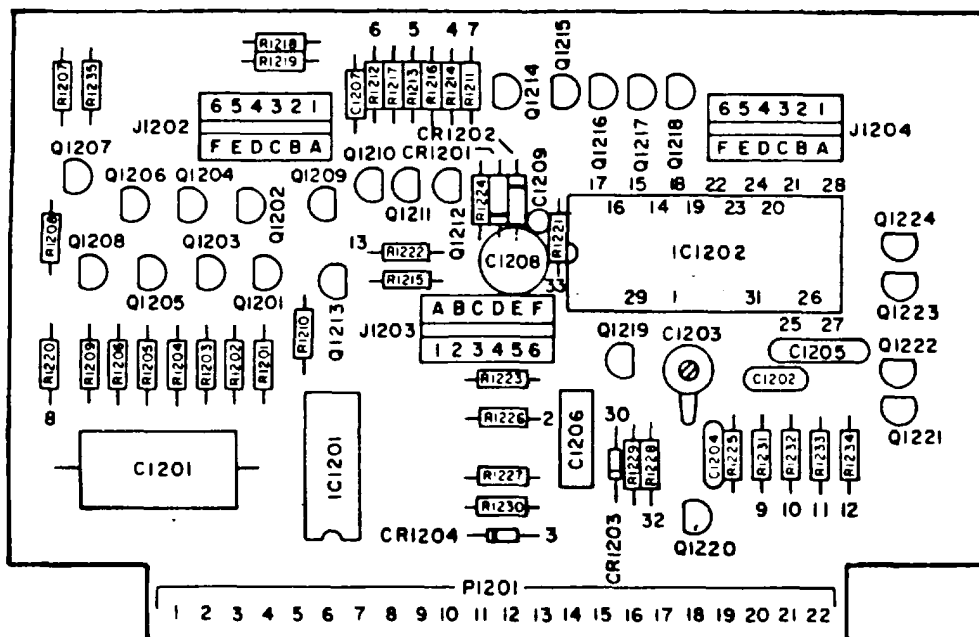
FIGURE 4. RF MILLIVOLTMETER, TOP COVER REMOVED, (SHEET 4 OF 7).



F



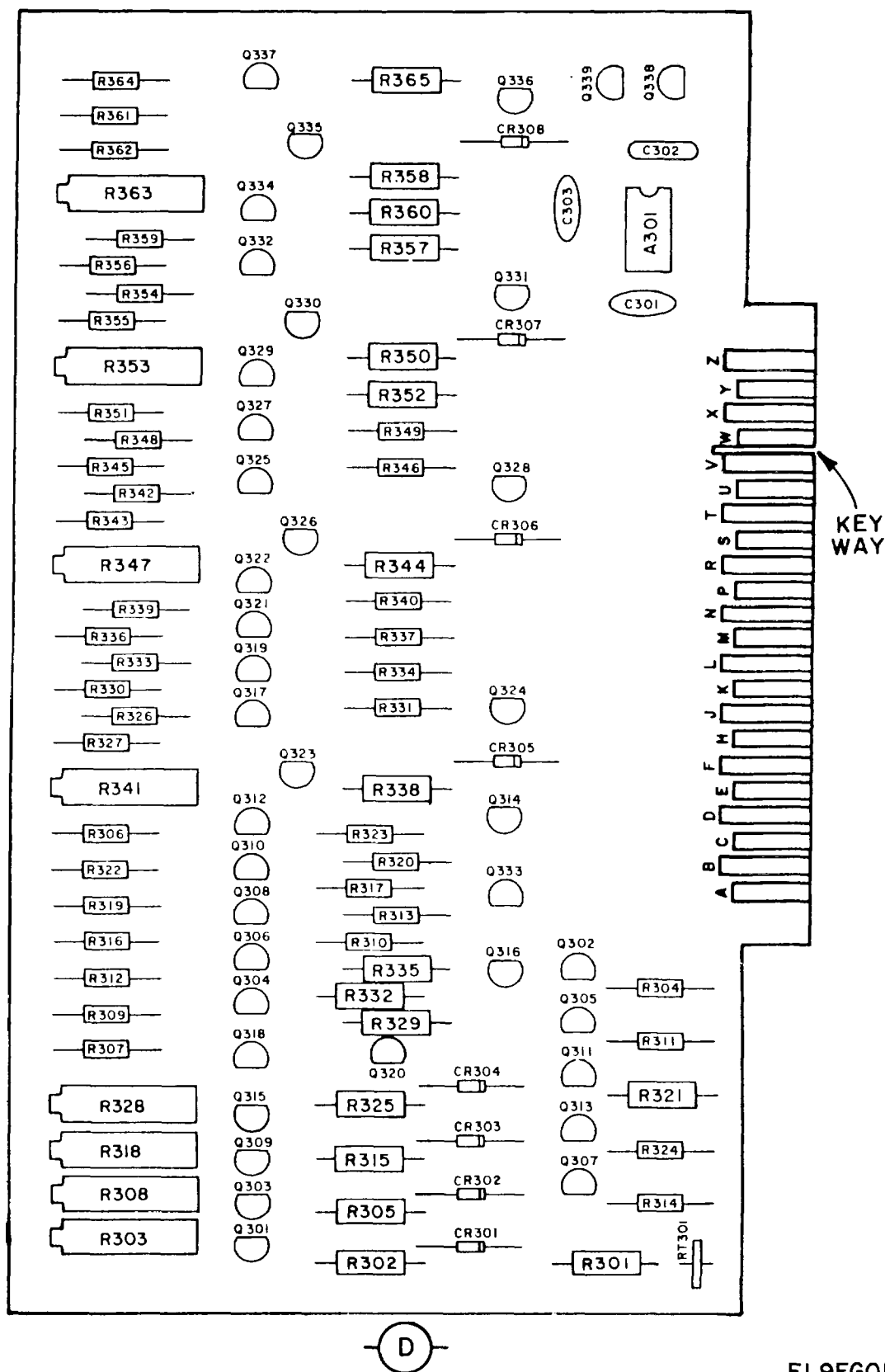
G



H

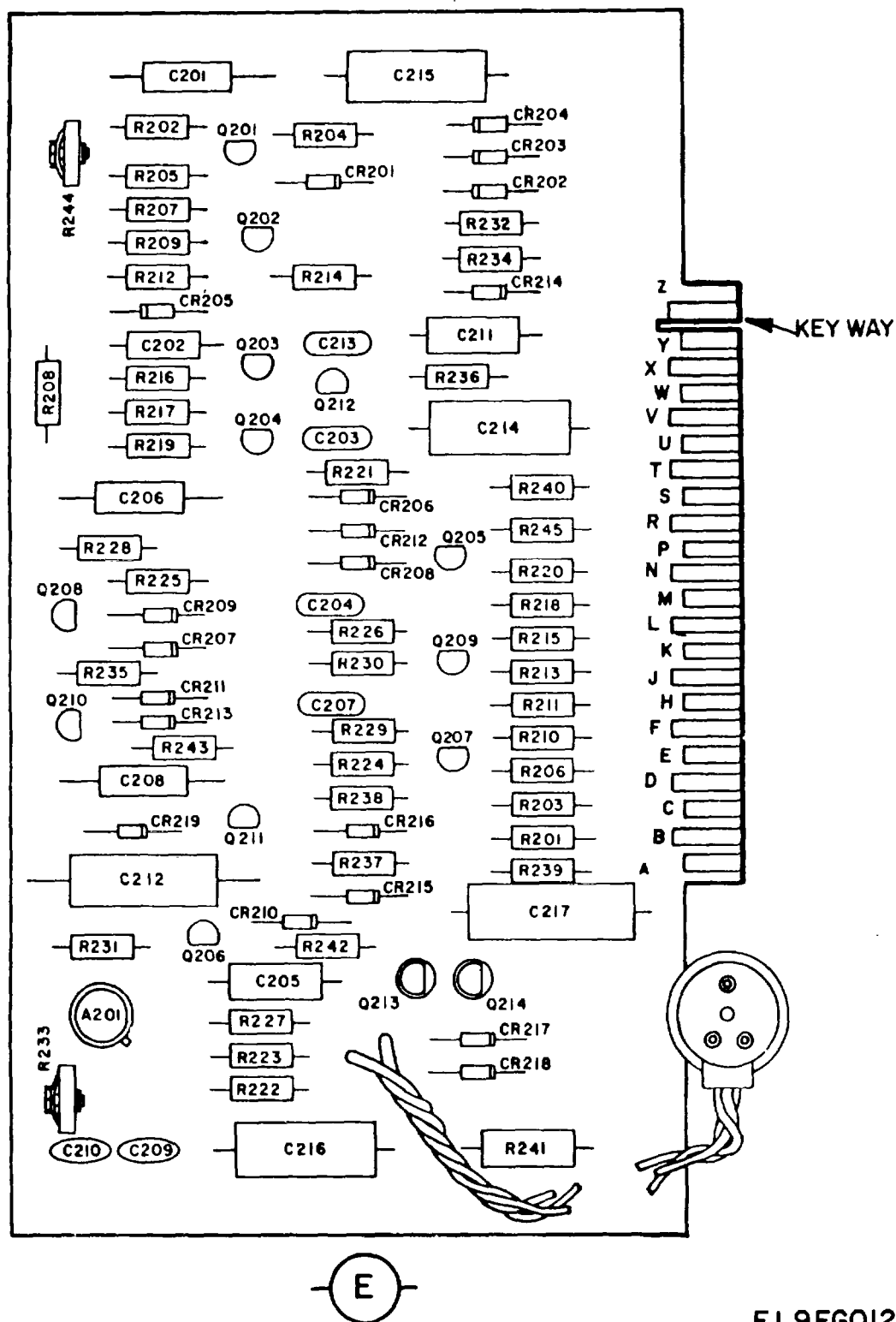
EL9FG010

FIGURE 4. RF MILLIVOLTMETER, TOP COVER REMOVED, (SHEET 5 OF 7).



EL9FG011

FIGURE 4. RF MILLIVOLTMETER, TOP COVER REMOVED, (SHEET 6 OF 7).



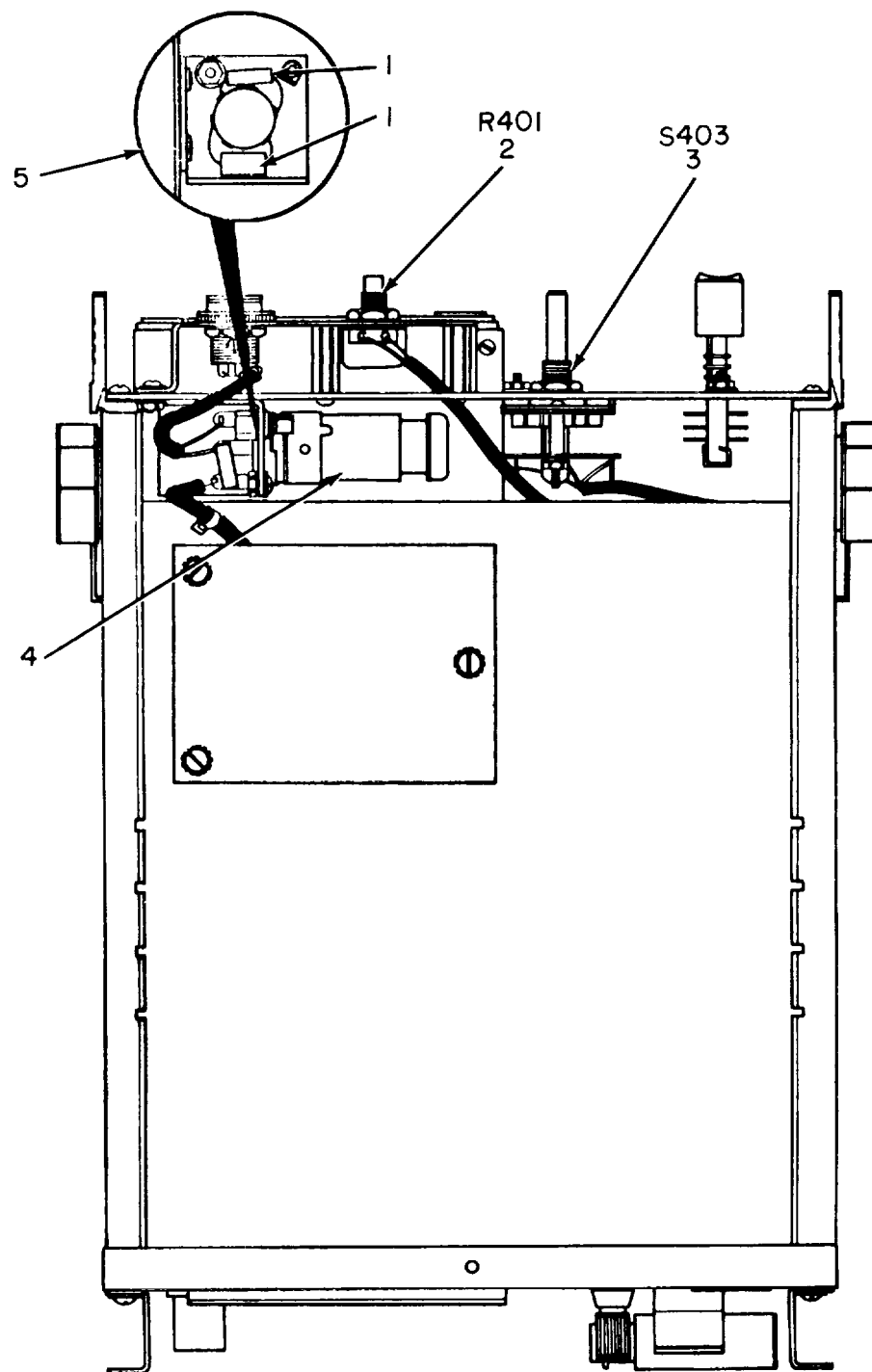
EL9FG012

16 FIGURE 4. RF MILLIVOLTMETER, TOP COVER REMOVED, (SHEET 7 OF 7).

SECTION II

TM 11-6625-3060-24P

(1) ILLUSTRATION		(2)	(3)	(4)	(5)	(6)	(7)	(8)
(a) FIG NO.	(b) ITEM NO.	SMR CODE	NATIONAL STOCK NUMBER	FSCM	PART NUMBER	DESCRIPTION USABLE ON CODE	U/M	QTY INC IN UNIT
4	1	PAHZZ		04901	446071	TRANSFORMER,POWER	EA	1
4	2	PAHZZ		04901	092136-1	PRINTED CIRCUIT BOA	EA	1
4	3	PAHZZ		04901	092135-1	PRINTED CIRCUIT BOA	EA	1
4	4	PAHZZ	4920-01-059-3062	04901	092008-4	CIRCUIT CARD ASSEMB	EA	1
4	5	PAHZZ		04901	092007-2	PRINTED CIRCUIT BOA	EA	1
4	6	PAHZZ	6625-01-070-4109	04901	093008-1	CIRCUIT CARD ASSEMB	EA	1
4	7	PAHZZ	6625-01-070-4110	04901	93007-1	CIRCUIT CARD ASSEMB	EA	1
4	8	PAHZZ	4920-01-059-3063	04901	093006-1	CIRCUIT CARD ASSEMB	EA	1
17								



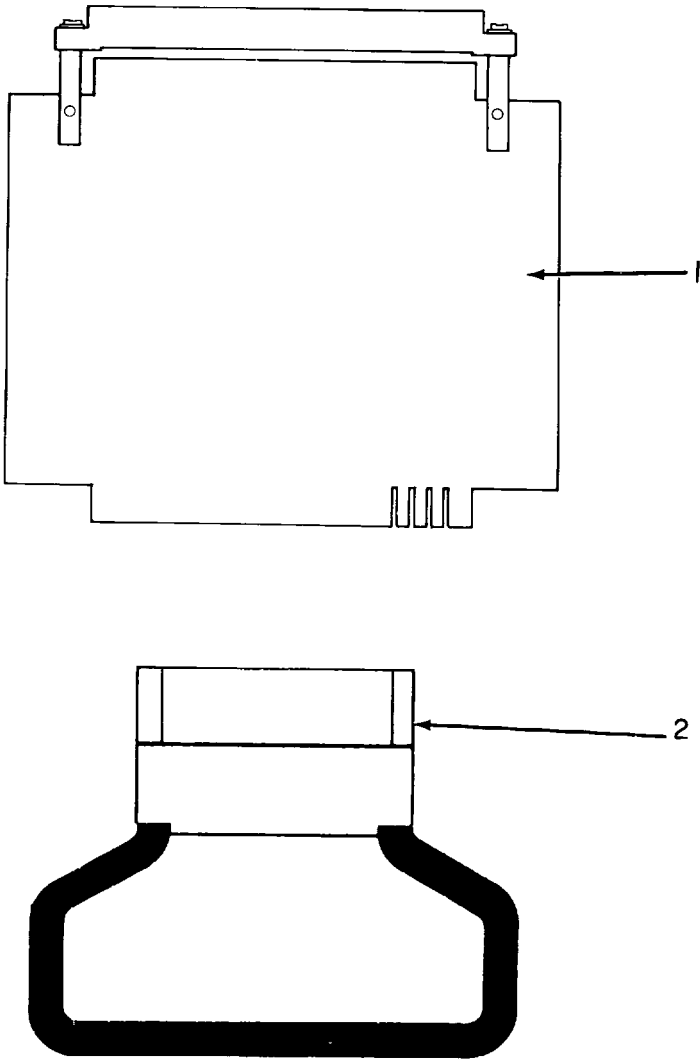
EL9FG006

FIGURE 5. RF MILLIVOLTMETER, BOTTOM COVER REMOVED

SECTION II

TM 11-6625-3060-24P

(1) ILLUSTRATION		(2) SMR CODE	(3) NATIONAL STOCK NUMBER	(4) FSCM	(5) PART NUMBER	(6) DESCRIPTION USABLE ON CODE	(7) U/M	(8) QTY INC IN UNIT
(a) FIG NO.	(b) ITEM NO.							
5	1	PAHZZ	5945-01-086-3133	14752	650B1B104K	CAPACITOR	EA	2
5	2	PAHZZ		04901	311270	RESISTOR,VARIABLE	EA	1
5	3	PAHZZ		81840	312	SWITCH,ROTARY	EA	1
5	4	PAHZZ		04901	540126	CHOPPER,ELECTRON.....	EA	1
5	5	PAHZL		04901	092009-4	CHIPPER SOCKET ASSY	EA	1
19								



EL9FG007

FIGURE 6. SPECIAL TOOLS.
20

SECTION III

TM 11-6625-3060-24P

(1) ILLUSTRATION		(2) SMR CODE	(3) NATIONAL STOCK NUMBER	(4) FSCM	(5) PART NUMBER	(6) DESCRIPTION USABLE ON CODE	(7) U/M	(8) QTY INC IN UNIT
(a) FIG NO.	(b) ITEM NO.							
6	1	PAHZZ		04901	839094	GROUP 60 SPECIAL TOOLS PRINTED CIRCUIT	EA	1
6	2	PAHZZ		52346	L526B101	BOI: 1 AUTH PER AN/MSM-105(V)1 PULLER,CIRCUIT	EA	1
21								

NATIONAL STOCK NUMBER AND PART INDEX

NOTE: LATEST NATIONAL STOCK NUMBER AND PART NUMBER ASSIGNMENTS ARE INCLUDED AT THE END OF THIS INDEX.

STOCK NUMBER	FIG.	ITEM	STOCK NUMBER	FIG.	ITEM
5305-00-054-6650	1	1	6625-00-973-2296	2	3
6625-00-072-8637	2	2	5930-01-027-5719	1	3
6625-00-104-8967	2	4	4920-01-059-3062	4	4
6625-00-137-6871	2	1	4920-01-059-3063	4	8
5920-00-404-1078	3	2	6625-01-070-4109	4	6
5930-00-468-2528	3	1	6625-01-070-4110	4	7
6625-00-970-6414	1	8	5945-01-086-3133	5	4

FSCM	PART NUMBER	FIGURE NO.	ITEM NO.	FSCM	PART NUMBER	FIGURE NO.	ITEM NO.
52346	L526B101	6	2	04901	465154	1	3
96906	MS51957-26	1	1	82389	46562F	3	1
04901	092007-2	4	5	04901	540126	5	4
04901	092008-4	4	4	04901	554294	1	7
04901	092009-4	5	5	04901	568101	1	8
04901	092135-1	4	3	04901	600338	1	2
04901	092136-1	4	2	14752	650B1B04K	5	1
04901	092141	1	6	04901	70-4-2	1	4
04901	093006-1	4	8	04901	740138	3	4
04901	093007-1	4	7	04901	775258	1	5
04901	093008-1	4	6	04901	839094	6	1
04901	1/10AMP 220V	3	3	04901	91-12F	2	1
71400	1/5 AMP 117V	3	3	04901	91-13B	2	2
71400	311270	5	2	04901	91-14A	2	4
81840	312	5	3	04901	91-88	2	3
04901	446071	4	1	00752	990019-23	2	3

LATEST PART NUMBER ASSIGNMENTS

FSCM	PART NUMBER	FIGURE NO.	ITEM NO.
04901	91-6C	2	1

By Order of the Secretary of the Army:

JOHN A. WICKHAM JR.
General, United States Army
Chief of Staff

Official:

ROBERT M JOYCE
Major General, United States Army
The Adjutant General

Distribution:

To be distributed in accordance with special list.

This page only for NON-SOFTWARE-related TM errors/improvements.

RECOMMENDED CHANGES TO EQUIPMENT TECHNICAL PUBLICATIONS



*THEN...JOT DOWN THE
DOPE ABOUT IT ON THIS
FORM. CAREFULLY TEAR
IT OUT. FOLD IT AND
DROP IT IN THE MAIL.*

SOMETHING WRONG WITH THIS PUBLICATION?

FROM: (PRINT YOUR UNIT'S COMPLETE ADDRESS)

DATE SENT

PUBLICATION NUMBER

PUBLICATION DATE

PUBLICATION TITLE

BE EXACT PIN-POINT WHERE IT IS

PAGE
NO.

PARA-
GRAPH

FIGURE
NO.

TABLE
NO.

IN THIS SPACE TELL WHAT IS WRONG
AND WHAT SHOULD BE DONE ABOUT IT:

TEAR ALONG PERFORATED LINE

PRINTED NAME GRADE OR TITLE AND TELEPHONE NUMBER

SIGN HERE

DA FORM 2028-2
1 JUL 79

PREVIOUS EDITIONS
ARE OBSOLETE

P.S.—IF YOUR OUTFIT WANTS TO KNOW ABOUT YOUR
RECOMMENDATION MAKE A CARBON COPY OF THIS
AND GIVE IT TO YOUR HEADQUARTERS

This fine document...

Was brought to you by me:



[Liberated Manuals -- free army and government manuals](#)

Why do I do it? I am tired of sleazy CD-ROM sellers, who take publicly available information, slap “watermarks” and other junk on it, and sell it. Those masters of search engine manipulation make sure that their sites that sell free information, come up first in search engines. They did not create it... They did not even scan it... Why should they get your money? Why are not letting you give those free manuals to your friends?

I am setting this document FREE. This document was made by the US Government and is NOT protected by Copyright. Feel free to share, republish, sell and so on.

I am not asking you for donations, fees or handouts. If you can, please provide a link to liberatedmanuals.com, so that free manuals come up first in search engines:

<A HREF=<http://www.liberatedmanuals.com/>>Free Military and Government Manuals

- Sincerely
Igor Chudov
<http://igor.chudov.com/>
- [Chicago Machinery Movers](#)