

TECHNICAL MANUAL

**ORGANIZATIONAL,
DIRECT SUPPORT, AND GENERAL SUPPORT
MAINTENANCE REPAIR PARTS AND SPECIAL
TOOLS LIST**

FOR

DIGITAL MULTIMETER:

AN/USM-486/U

(NSN 6625-01-145-2430)

DISTRIBUTION STATEMENT A – Approved for public release, distribution is unlimited.

CHANGE }
No. 1 }

Headquarters
Department of the Army
Washington, D.C., 30 January 2006

**ORGANIZATIONAL, DIRECT SUPPORT, AND
GENERAL SUPPORT MAINTENANCE REPAIR PARTS
AND SPECIAL TOOLS LIST
FOR
DIGITAL MULTIMETER AN/USM-486/U
(NSN 6625-01-145-2430)**

HAZARDOUS MATERIAL INFORMATION – This document has been reviewed for the presence of solvents used as cleaning solutions containing hazardous materials defined by the EPCRA 302 and 313 lists by the AMCOM G-4 (Logistics) Environmental Division. As of the base document, dated 13 June 1984, all references to solvents containing hazardous materials have been removed from this document by substitution with non-hazardous or less hazardous materials where possible.

OZONE DEPLETING CHEMICAL INFORMATION – This document has been reviewed for the presence of Class I ozone depleting chemicals by AMCOM G-4 (Logistics) Environmental Division. As of the base document, dated 13 June 1984, all references to Class I ozone depleting chemicals have been removed from this document by substitution with chemicals that do not cause atmospheric ozone depletion.

DISTRIBUTION STATEMENT A – Approved for public release, distribution is unlimited.

TM 11-6625-3055-24P, dated 13 June 1984 is changed as follows:

1. Remove old pages and insert new pages as indicated below. New or changed material is indicated by a vertical bar in the outer margin of the page.

Remove Pages

i/(ii blank)
DA Forms 2028-2
Cover


Insert Pages

A/(B blank)
i/(ii blank)
DA Forms 2028
Cover

2. File this change sheet in front of the publication for reference purposes.

By Order of the Secretary of the Army:

Official:


SANDRA R. RILEY
Administrative Assistant to the
Secretary of the Army
0533208

PETER J. SCHOOMAKER
General, United States Army
Chief of Staff

Distribution:

To be distributed in accordance with the initial distribution number (IDN) 511711,
requirements for TM 11-6625-3055-24P.

INSERT LATEST CHANGED PAGES. DESTROY SUPERSEDED PAGES.

LIST OF EFFECTIVE PAGES

NOTE

ON CHANGED PAGES, THE PORTION OF THE TEXT AFFECTED BY THE LATEST CHANGE IS INDICATED BY A VERTICAL LINE OR OTHER CHANGE SYMBOL IN THE OUTER MARGIN OF THE PAGE.

Date of issue for original and changed pages are:

Original	0	13 June 1984
Change	1	30 January 2006

Total number of pages in this publication is 28 consisting of the following:

Page No.	*Change No.
Cover	1
A / (B blank)	1
i / (ii blank)	1
1, 2	0
(3 blank) / 4	0
5 / (6 blank)	0
7 thru 12	0

* Zero in this column indicates an original page.

Technical Manual
No. 11-6625-3055-24P

Headquarters
Department of the Army
Washington, D.C., 13 June 1984

**ORGANIZATIONAL, DIRECT SUPPORT, AND
GENERAL SUPPORT MAINTENANCE REPAIR PARTS
AND SPECIAL TOOLS LIST
FOR
DIGITAL MULTIMETER AN/USM-486/U
(NSN 6625-01-145-2430)**

REPORTING ERRORS AND RECOMMENDING IMPROVEMENTS

You can help improve this manual. If you find any mistakes or if you know of a way to improve the procedures, please let us know. Mail your letter or DA Form 2028 (Recommended Changes to Publications and Blank Forms) directly to: Commander, U. S. Army Aviation and Missile Command, AMSAM-MMC-MA-NP, Redstone Arsenal, AL 35898-5000. A reply will be furnished to you. You may also provide DA Form 2028 information to AMCOM via email, fax or the World Wide Web. Our fax number is: DSN 788-6546 or Commercial 256-842-6546. Our email address is: 2028@redstone.army.mil. Instructions for sending an electronic 2028 may be found at the back of this manual immediately preceding the hardcopy 2028. For the World Wide Web use: <https://amcom2028.redstone.army.mil>.

HAZARDOUS MATERIAL INFORMATION

This document has been reviewed for the presence of solvents used as cleaning solutions containing hazardous materials defined by the EPCRA 302 and 313 lists by the AMCOM G-4 (Logistics) Environmental Division. As of the base document, dated 13 June 1984, all references to solvents containing hazardous materials have been removed from this document by substitution with non-hazardous or less hazardous materials where possible.

OZONE DEPLETING CHEMICAL INFORMATION

This document has been reviewed for the presence of Class I ozone depleting chemicals by AMCOM G-4 (Logistics) Environmental Division. As of the base document, dated 13 June 1984, all references to Class I ozone depleting chemicals have been removed from this document by substitution with chemicals that do not cause atmospheric ozone depletion.

DISTRIBUTION STATEMENT A – Approved for public release, distribution is unlimited.

TABLE OF CONTENTS

		Page	illus Figure
Section	I. Introduction	1	
	II. Repair Parts List	5	
Group	00 Digital Multimeter AN/USM-486/U	5	1
	01 Digital Multimeter Assembly	7	2
	0101 Main PCB Assembly A1	11	3
Section	III. Special Tools List (Not Applicable)		
	IV. National Stock Number and Parts Number Index.....	12	

SECTION I

INTRODUCTION

1. Scope

This manual lists spares and repair parts, special tools, special test, measurement, and diagnostic equipment (TMDE), and other special support equipment required for the performance of organizational, direct support, and general support maintenance of the AN/USM-486/U. It authorizes the requisitioning and issue of spares and repair parts as indicated by the source and maintenance codes.

2. General

This Repair Parts and Special Tools List is divided into the following sections:

a. Section II. Repair Parts List. A list of spares and repair parts authorized for use in the performance of maintenance. The list also includes parts which must be removed for replacement of the authorized parts. Parts lists are composed of functional groups in numeric sequence, with the parts in each group listed in figure and item number sequence.

b. Section III. Special Tools List. Not applicable.

c. National Stock Number and Part Number Index. A list, in National Item Identification Number (NIIN) sequence, of all National Stock Numbers (NSN) appearing in the listings, followed by a list, in alphanumeric sequence, of all part numbers appearing in the listings. National Stock Numbers and part numbers are cross-referenced to each illustration figure and item number appearance.

3. Explanation of Columns

a. Illustration. This column is divided as follows:

(1) *Figure number.* Indicates the figure number of the illustration on which the item is shown.

(2) *Item number.* The number used to identify item called out in the illustration.

b. Source, Maintenance, and Recoverability (SMR) Codes.

(1) *Source code.* Source codes indicate the manner of acquiring support items for maintenance, repair, or overhaul of end items. Source codes are entered in the first and second positions of the Uniform SMR Code format as follows:

Code	Definition
PA	Item procured and stocked for anticipated or known usage.

Code

Definition

XA — Item is not procured or stocked because the requirements for the item will result in the replacement of the next higher assembly.

XB — Item is not procured or stocked. If not available through salvage, requisition.

NOTE

Cannibalization or salvage may be used as a source of supply for any items source coded above except those coded XA and aircraft support items as restricted by AR 750-1.

(2) *Maintenance code.* Maintenance codes are assigned to indicate the levels of maintenance authorized to USE and REPAIR support items. The maintenance codes are entered in the third and fourth positions of the Uniform SMR Code format as follows:

(a) The maintenance code entered in the third position will indicate the lowest maintenance level that is authorized to remove, replace, and use the support item. The maintenance code entered in the third position will indicate one of the following levels of maintenance:

Code

Definition

H — Support item is removed, replaced, used at the general support level.

O — Support item is removed, replaced, used at the organizational level.

(b) The maintenance code entered in the fourth position indicates whether the item is to be repaired and identifies the lowest maintenance level with the capability to perform complete repair (i.e., all authorized maintenance functions). This position will contain one of the following maintenance codes:

Code

Explanation/Application

H — The lowest maintenance level capable of complete repair of the support item is the general support level.

Z — Nonrepairable. No repair is authorized.

(3) *Recoverability code.* Recoverability codes are assigned to support items to indicate the disposition action on unserviceable items. The recoverability code is entered in the fifth position of the Uniform SMR Code format as follows:

Code

Definition

H — Repairable item. When uneconomically repairable, condemn and dispose at the general support level.

Z — Nonrepairable item. When unserviceable, condemn and dispose at the level indicated in position 3.

c. *National Stock Number.* Indicates the National Stock Number assigned to the item and will be used for requisitioning purposes.

d. *Federal Supply Code for Manufacturer (FSCM).* The FSCM is a 5-digit numeric code listed in SB 708-41/42 which is used to identify the manufacturer, distributor, or Government agency, etc.

e. *Part Number.* Indicates the primary number used by the manufacturer (individual, company, firm, corporation, or the Government activity), which controls the design and characteristics of the item by means of its engineering drawings, specifications, standards, and inspection requirements to identify an item or range of items.

NOTE

When a stock numbered item is requisitioned, the repair part received may have a part number that is different from the part that is being replaced.

f. *Description.* Indicates the Federal Item Name and, if required, a minimum description to identify the item.

g. *Unit of Measure (U/M).* Indicates the standard of the basic quantity of the listed item as used in performing the actual maintenance function. This measure is expressed by a two-character alphabetical abbreviation (e.g., ea, in, pr, etc.). When the unit of measure differs from the unit of issue, the lowest unit of issue that will satisfy the required units of measure will be requisitioned.

h. *Quantity Incorporated in Unit.* Indicates the quantity of the item used in the breakout shown on the illustration figure, which is prepared for a functional group, subfunctional group, or an assembly.

4. Special Information

a. The following publication pertains to the AN/USM-486/U and its components:

TM 11-6625-3055-14P, Digital Multimeter AN/USM-486/U. (To be published.)

b. National stock numbers (NSNs) that are missing from P source coded items have been applied for and will be added to this TM by future change/revision when they are entered in the Army Master Data File (AMDF). Until the NSNs are established and published, submit exception requisitions to: Commander, US Army Communications-Electronics Command and Fort Monmouth, ATTN: DRSEL-MM, Fort Monmouth, New Jersey 07703 for the part required to support your equipment.

5. How to Locate Repair Parts

a. When National Stock Number (NSN) or Part Number is unknown.

(1) *First.* Using the Table of Contents, determine the functional group within which the item belongs. This is necessary since illustrations are prepared for functional groups and listings are divided into the same groups.

(2) *Second.* Find the illustration covering the functional group to which the item belongs.

(3) *Third.* Identify the item on the illustration and note the illustration figure and item number of the item.

(4) *Fourth.* Using the Repair Parts Listing, find the figure and item number noted on the illustration.

b. When National Stock Number or Part Number is known.

(1) *First.* Using the Index of National Stock Numbers and Part Numbers, find the pertinent National Stock Number or Part Number. This index is in NIIN sequence followed by a list of part numbers in alphanumeric sequence, cross-referenced to the illustration figure number and item number.

(2) *Second.* After finding the figure and item number, locate the figure and item number in the repair parts list.

6. Abbreviations

Not applicable.

(Next printed page is 4)

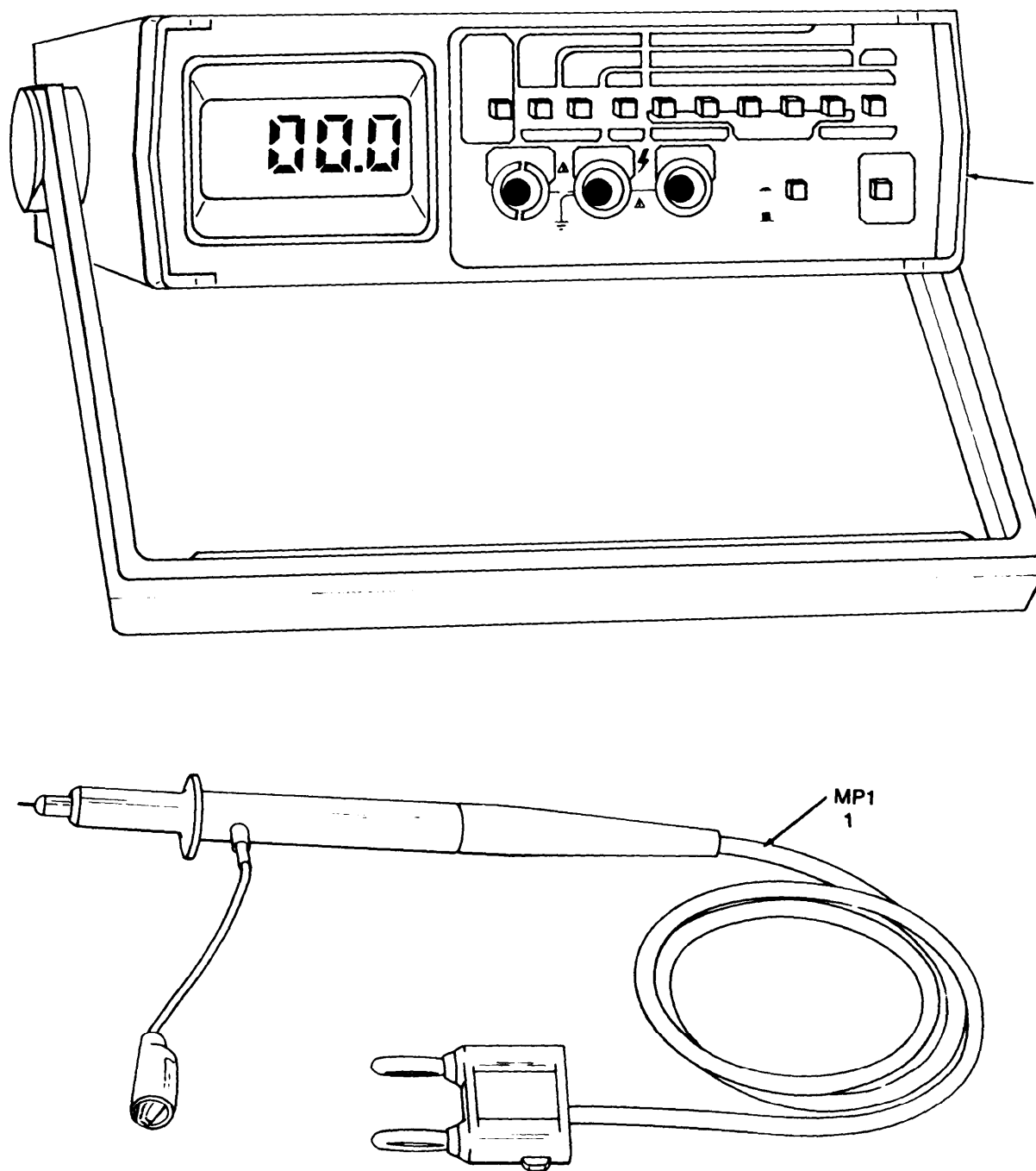
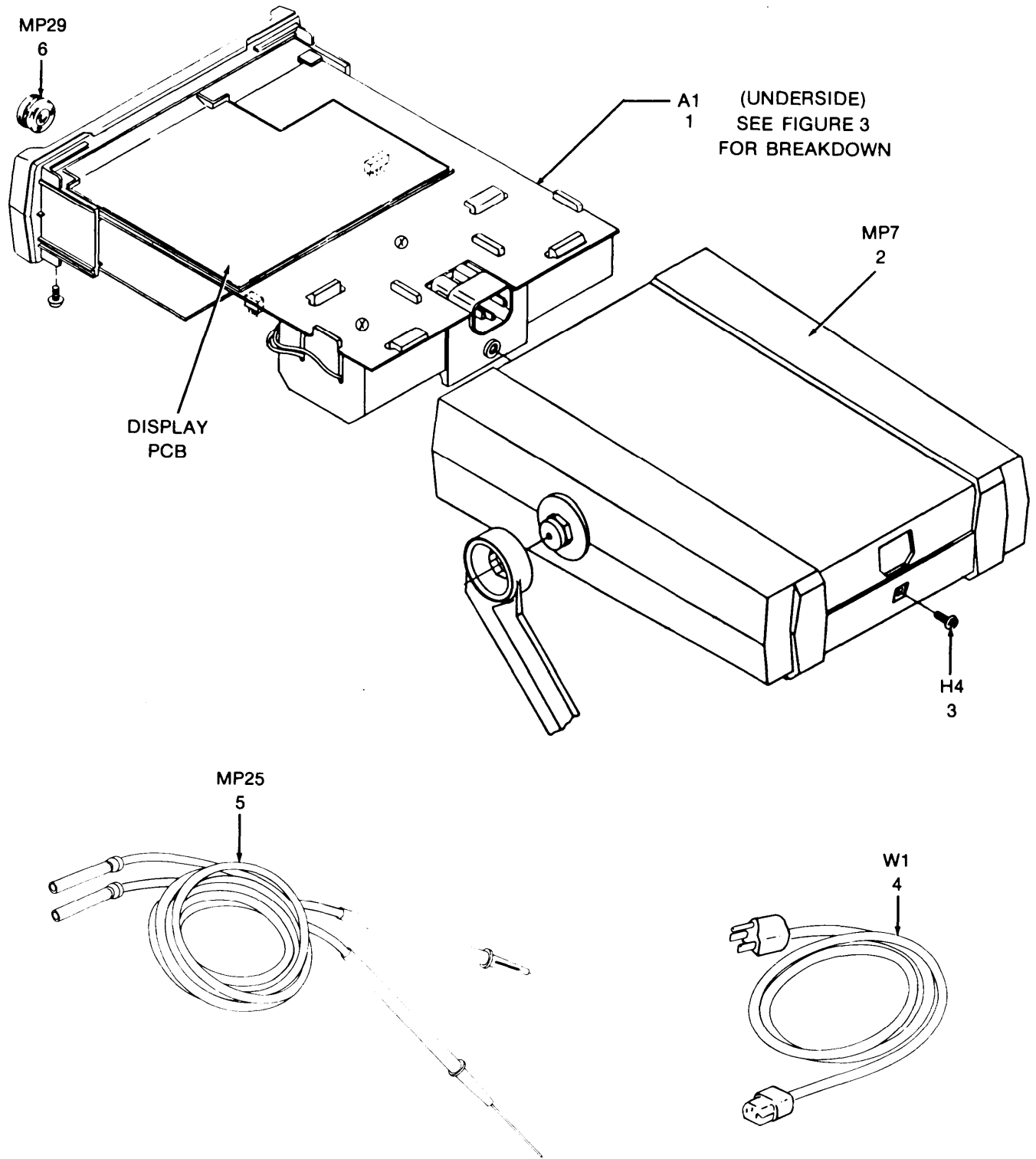


Figure 1. Digital Multimeter AN/USM-486/U

SECTION II

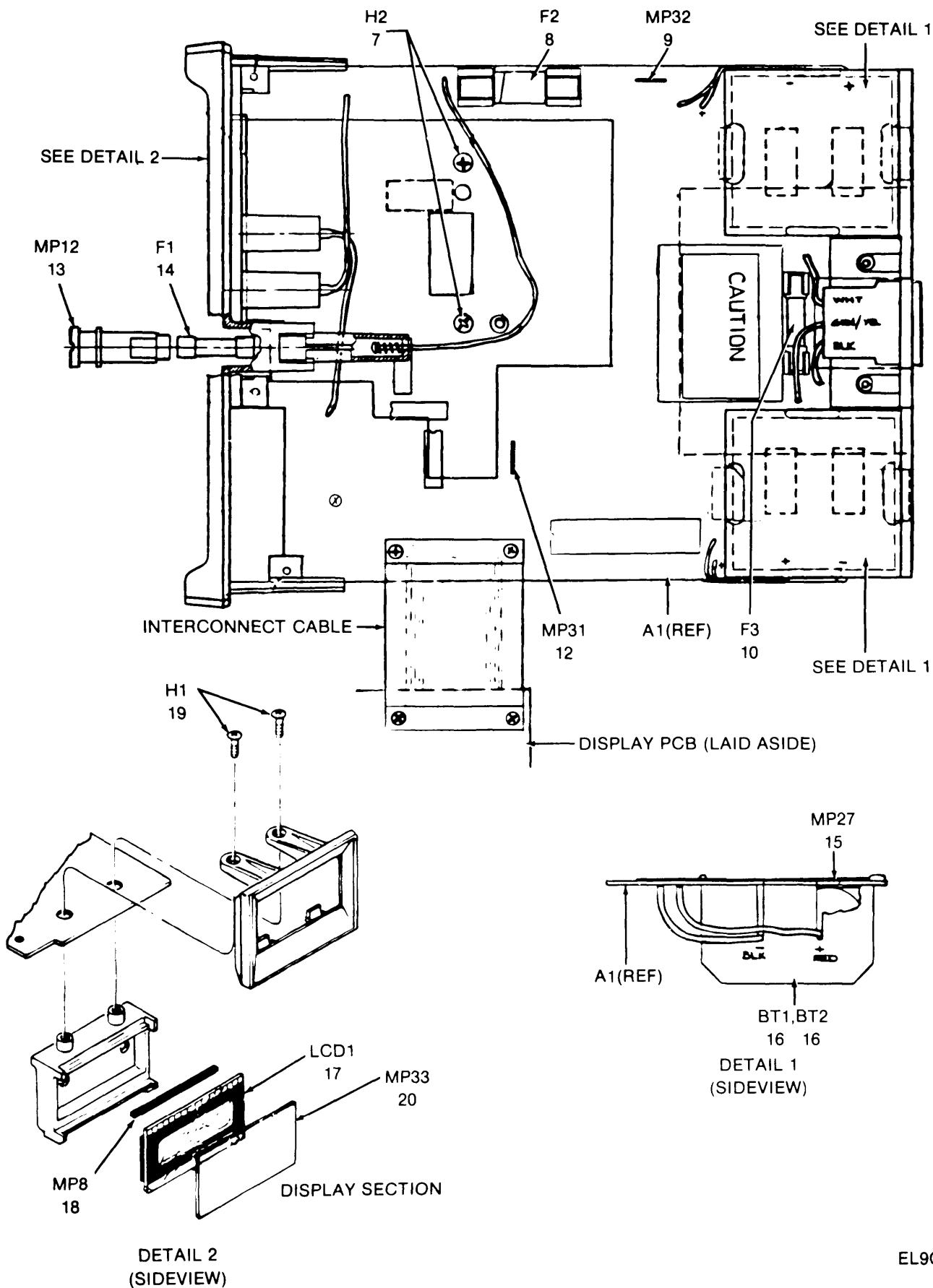
TM11-6625-3055-24P

(1) ILLUSTRATION (A) FIG NO.	(2) (B) ITEM NO.	(3) SMR CODE	(4) NATIONAL STOCK NUMBER	(5) FSCM PART NUMBER	(6) DESCRIPTION	(7) USABLE ON CODE U/M	(8) QTY INC IN UNIT
1	1	PADZZ	6625-01-131-3883	89536	85RF GROUP 00 DIGITAL MULTIMETER AN/USM-486/U PROBE	EA	1



EL9CY002

Figure 2. Digital Multimeter Assembly, Sheet 1 of 2



EL9CY003

Figure 2. Digital Multimeter Assembly, Sheet 2 of 2

SECTION II					TM11-6625-3055-24P			
(1) ILLUSTRATION (A) FIG NO.	(B) ITEM NO.	(2) SMR CODE	(3) NATIONAL STOCK NUMBER	(4) FSCM	(5) PART NUMBER	(6) DESCRIPTION	(7) USABLE ON CODE U/M	(8) QTY INC IN UNIT
						GROUP 01 DIGITAL MULTIMETER ASSEMBLY		
2	1	XAHHH		89536	700146	DIGITAL MULTIMETER	EA	1
2	2	XBHZZ		89536	478008	CASE, MOLDED	EA	1
2	3	PAHZZ	5305-00-054-6654	96906	MS51957-30	SCREW,MACHINE	EA	1
2	4	PAOZZ	6150-01-069-2263	89536	343723	CABLE ASSEMBLY,SPEC	EA	1
2	5	PAOZZ	6625-01-111-7414	89536	516666	LEAD,TEST	ST	1
2	6	PAHZZ	5325-01-121-2831	83330	91119	GROMMET,NONMETALLIC	EA	1
2	7	PAHZZ	5305-01-062-3336	89536	178533	SCREW,ASSEMBLED WAS	EA	1
2	8	PAOZZ	5920-00-813-2714	71400	BBS3	FUSE,CARTRIDGE	EA	1
2	9	PAHZZ	6625-01-171-5546	89536	537522	JUMPER	EA	1
2	10	PAOZZ	5920-00-229-1312	81349	F02B250V1/16A	FUSE,CARTRIDGE	EA	1
2	12	PAHZZ		89536	537514	JUMPER	EA	1
2	13	PAOZZ		89536	507699	FUSE CONTACT	EA	1
2	14	PAOZZ	5920-00-956-2271	75915	362002	FUSE,CARTRIDGE	EA	1
2	15	PAHZZ	6625-01-168-6607	89536	483610	PAD ABSORBENT	EA	2
2	16	PAOZZ	6140-01-165-2165	89536	487975	ASSEMBLY,BATTERY	EA	2
2	17	PAHZZ		89536	507673	DISPLAY,LIQUID CRYST	EA	1
2	18	PAHZZ		53217	0260236	CONNECTOR,LAYERED,E	EA	2
2	19	PAHZZ		78189	03050500010255CT	SCREW,THREAD FORMIN	EA	2
2	20	PAHZZ		89536	683441	WINDOW,DISPLAY	EA	1

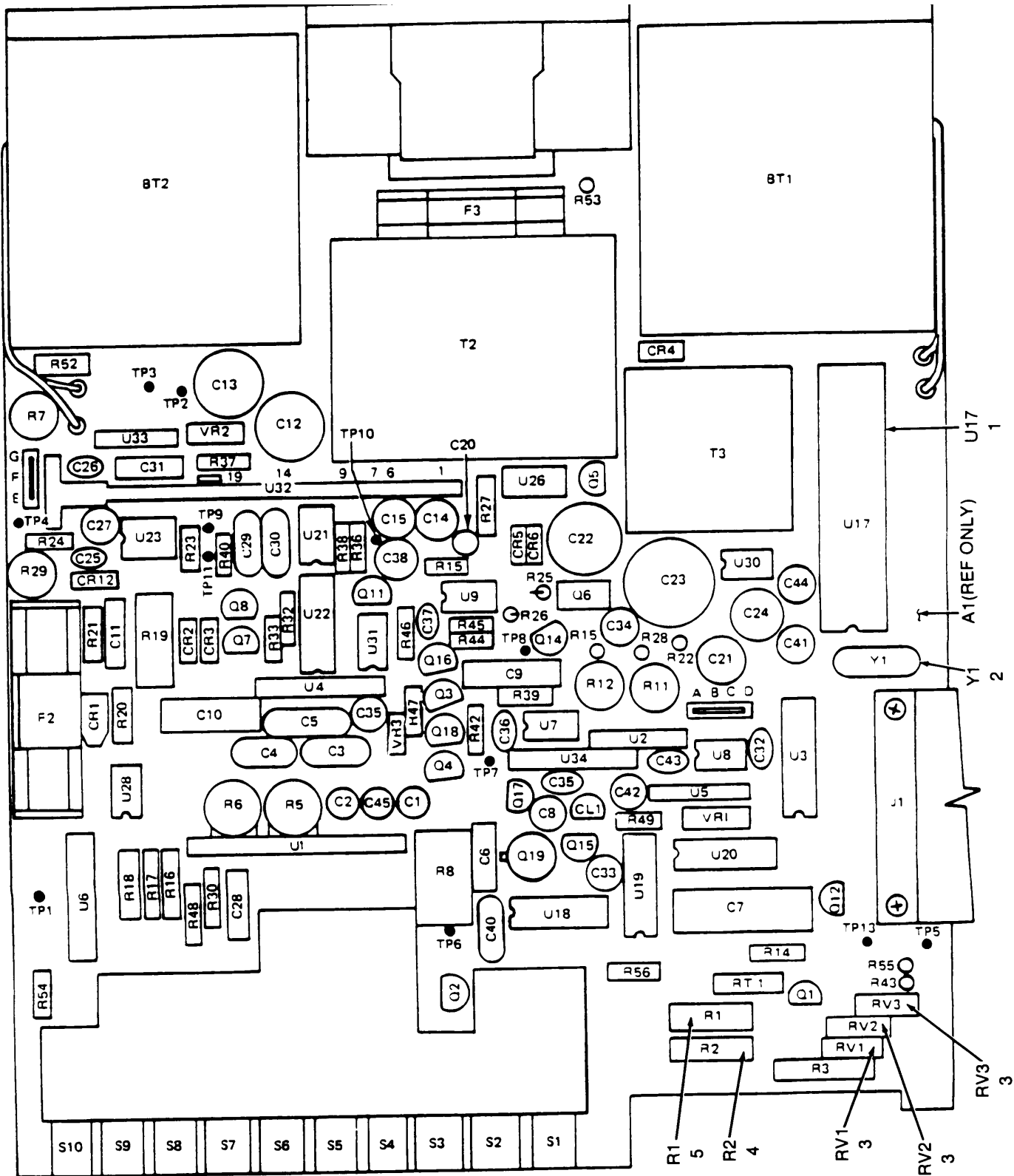


Figure 3. A1 Main Printed Circuit Board



SECTION II					TM11-6625-3055-24P			
(1) ILLUSTRATION (A) (B) FIG ITEM NO. NO.	(2)	(3)	(4)	(5)	(6)	(7)	(8)	
	SMR	NATIONAL STOCK		PART	DESCRIPTION		QTY	
	CODE	NUMBER	FSCM	NUMBER		USABLE ON CODE U/M	INC IN UNIT	
GROUP 0101 MAIN PRINTED CIRCUIT BOARD A1								
3	1	PAHZZ	5962-01-170-2030	89536 524900	MICROCIRCUIT,DIGITA	EA	1	
3	2	PAHZZ		89536 474072	CRYSTAL UNIT,QUARTS	EA	1	
3	3	PAHZZ		09214 V430MAX213	VARISTOR,HIG VOLTA	EA	3	
3	4	PAHZZ	5905-01-113-4820	89536 474080	RESISTOR,FIXED,WIRE	EA	1	
3	5	PAHZZ	5905-00-299-2003	81349 RC32GF104J	RESISTOR,FIXED,COMP	EA	1	

NATIONAL STOCK NUMBER AND PART NUMBER INDEX

STOCK NUMBER	FIGURE NO.	ITEM NO.	STOCK NUMBER	FIGURE NO.	ITEM NO.
5305-00-054-6654	2	3	5905-01-113-4820	3	4
5920-00-229-1312	2	10	5325-01-121-2831	2	6
5905-00-299-2003	3	5	6625-01-131-3883	1	1
5920-00-813-2714	2	8	6140-01-165-2165	2	16
5920-00-956-2271	2	14	6625-001-168-6607	2	15
5305-01-062-3336	2	7	5962-01-170-2030	3	1
6150-01-069-2263	2	4	6625-01-171-5546	2	9
6625-01-111-7414	2	5			

FSCM	PART NUMBER	FIGURE NO.	ITEM NO.	FSCM	PART NUMBER	FIGURE NO.	ITEM NO.
71400	BBS3	2	8	89536	483610	2	15
81349	F02B250V1/16A	2	10	89536	487975	2	16
96906	MS51957-30	2	3	89536	507673	2	17
81349	RC32GF104J	3	5	89536	507699	2	13
09214	V430MAX213	3	3	89536	516666	2	5
53217	0260236	2	18	89536	524900	3	1
78189	03050500010255CT	2	19	89536	537514	2	12
89536	178533	2	7	89536	537522	2	9
89536	343723	2	4	89536	683441	2	20
75915	362002	2	14	89536	700146	2	1
89536	474072	3	2	89536	85RF	1	1
89536	474080	3	4	83330	91119	2	6
89536	478008	2	2				

By Order of the Secretary of the Army:

JOHN A. WICKHAM JR.
General, United States Army
Chief of Staff

Official:

ROBERT M. JOYCE
Major General, United States Army
The Adjutant General

Distribution:

To redistributed in accordance with special list.

These are the instructions for sending an electronic 2028

The following format must be used if submitting an electronic 2028. The subject line must be exactly the same and all fields must be included; however only the following fields are mandatory: 1, 3, 4, 5, 6, 7, 8, 9, 10, 13, 15, 16, 17, and 27.

From: "Whoever" <whoever@wherever.army.mil>

To: 2028@redstone.army.mil

Subject: DA Form 2028

1. **From:** Joe Smith
2. **Unit:** home
3. **Address:** 4300 Park
4. **City:** Hometown
5. **St:** MO
6. **Zip:** 77777
7. **Date Sent:** 19-OCT-93
8. **Pub no:** 55-2840-229-23
9. **Pub Title:** TM
10. **Publication Date:** 04-JUL-85
11. **Change Number:** 7
12. **Submitter Rank:** MSG
13. **Submitter FName:** Joe
14. **Submitter MName:** T
15. **Submitter LName:** Smith
16. **Submitter Phone:** 123-123-1234
17. **Problem:** 1
18. **Page:** 2
19. **Paragraph:** 3
20. **Line:** 4
21. **NSN:** 5
22. **Reference:** 6
23. **Figure:** 7
24. **Table:** 8
25. **Item:** 9
26. **Total:** 123
27. **Text:**

This is the text for the problem below line 27.

RECOMMENDED CHANGES TO PUBLICATIONS AND BLANK FORMS For use of this form, see AR 25-30; the proponent agency is ODISC4.						Use Part II (reverse) for Repair Parts and Special Tool Lists (RPSTL) and Supply Catalogs/Supply Manuals (SC/SM)	DATE 8/30/02
TO: (Forward to proponent of publication or form)(Include ZIP Code) Commander, U.S. Army Aviation and Missile Command ATTN: AMSAM-MMC-MA-NP Redstone Arsenal, 35898						FROM: (Activity and location)(Include ZIP Code) MSG, Jane Q. Doe 1234 Any Street Nowhere Town, AL 34565	
PART 1 - ALL PUBLICATIONS (EXCEPT RPSTL AND SC/SM) AND BLANK FORMS							
PUBLICATION/FORM NUMBER TM 9-1005-433-24						DATE 16 Sep 2002	TITLE Organizational, Direct Support, And General Support Maintenance Manual for Machine Gun, .50 Caliber M3P and M3P Machine Gun Electrical Test Set Used On Avenger Air Defense Weapon System
ITEM NO.	PAGE NO.	PARA-GRAPH	LINE NO. *	FIGURE NO.	TABLE NO.	RECOMMENDED CHANGES AND REASON	
1	WP0005 PG 3		2			Test or Corrective Action column should identify a different WP number.	
* Reference to line numbers within the paragraph or subparagraph.							
TYPED NAME, GRADE OR TITLE MSG, Jane Q. Doe, SFC				TELEPHONE EXCHANGE/AUTOVON, PLUS EXTENSION 788-1234		SIGNATURE	

TO: <i>(Forward direct to addressee listed in publication)</i> Commander, U.S. Army Aviation and Missile Command ATTN: AMSAM-MMC-MA-NP Redstone Arsenal, 35898				FROM: <i>(Activity and location) (Include ZIP Code)</i> MSG, Jane Q. Doe 1234 Any Street Nowhere Town, AL 34565				DATE 8/30/02	
PART II – REPAIR PARTS AND SPECIAL TOOL LISTS AND SUPPLY CATALOGS/SUPPLY MANUALS									
PUBLICATION NUMBER				DATE		TITLE			
PAGE NO.	COLM NO.	LINE NO.	NATIONAL STOCK NUMBER	REFERENCE NO.	FIGURE NO.	ITEM NO.	TOTAL NO. OF MAJOR ITEMS SUPPORTED	RECOMMENDED ACTION	
<div style="position: absolute; top: 50%; left: 50%; transform: translate(-50%, -50%) rotate(-45deg); font-size: 100px; opacity: 0.5;">EXAMPLE</div>									
PART III – REMARKS <i>(Any general remarks, requests, corrections, or suggestions for improvement of publications and blank forms. Additional blank sheets may be used if more space is needed.)</i>									
<div style="position: absolute; top: 50%; left: 50%; transform: translate(-50%, -50%) rotate(-45deg); font-size: 100px; opacity: 0.5;">EXAMPLE</div>									
TYPED NAME, GRADE OR TITLE MSG, Jane Q. Doe, SFC				TELEPHONE EXCHANGE/AUTOVON, PLUS EXTENSION 788-1234			SIGNATURE		

RECOMMENDED CHANGES TO PUBLICATIONS AND BLANK FORMS For use of this form, see AR 25-30; the proponent agency is ODISC4.						Use Part II (reverse) for Repair Parts and Special Tool Lists (RPSTL) and Supply Catalogs/Supply Manuals (SC/SM)	DATE
TO: (Forward to proponent of publication or form)(Include ZIP Code) Commander, U.S. Army Aviation and Missile Command ATTN: AMSAM-MMC-MA-NP Redstone Arsenal, AL 35898						FROM: (Activity and location)(Include ZIP Code)	
PART 1 – ALL PUBLICATIONS (EXCEPT RPSTL AND SC/SM) AND BLANK FORMS							
PUBLICATION/FORM NUMBER						DATE	TITLE
ITEM NO.	PAGE NO.	PARA-GRAPH	LINE NO. *	FIGURE NO.	TABLE NO.	RECOMMENDED CHANGES AND REASON	
<i>* Reference to line numbers within the paragraph or subparagraph.</i>							
TYPED NAME, GRADE OR TITLE					TELEPHONE EXCHANGE/AUTOVON, PLUS EXTENSION	SIGNATURE	

TO: (Forward direct to addressee listed in publication) Commander, U.S. Army Aviation and Missile Command ATTN: AMSAM-MMC-MA-NP Redstone Arsenal, AL 35898				FROM: (Activity and location) (Include ZIP Code)				DATE	
PART II – REPAIR PARTS AND SPECIAL TOOL LISTS AND SUPPLY CATALOGS/SUPPLY MANUALS									
PUBLICATION NUMBER				DATE		TITLE			
PAGE NO.	COLM NO.	LINE NO.	NATIONAL STOCK NUMBER	REFERENCE NO.	FIGURE NO.	ITEM NO.	TOTAL NO. OF MAJOR ITEMS SUPPORTED	RECOMMENDED ACTION	
PART III – REMARKS (Any general remarks or recommendations, or suggestions for improvement of publications and blank forms. Additional blank sheets may be used if more space is needed.)									
TYPED NAME, GRADE OR TITLE				TELEPHONE EXCHANGE/AUTOVON, PLUS EXTENSION			SIGNATURE		

This fine document...

Was brought to you by me:



[Liberated Manuals -- free army and government manuals](#)

Why do I do it? I am tired of sleazy CD-ROM sellers, who take publicly available information, slap “watermarks” and other junk on it, and sell it. Those masters of search engine manipulation make sure that their sites that sell free information, come up first in search engines. They did not create it... They did not even scan it... Why should they get your money? Why are not letting you give those free manuals to your friends?

I am setting this document FREE. This document was made by the US Government and is NOT protected by Copyright. Feel free to share, republish, sell and so on.

I am not asking you for donations, fees or handouts. If you can, please provide a link to liberatedmanuals.com, so that free manuals come up first in search engines:

<A HREF=<http://www.liberatedmanuals.com/>>Free Military and Government Manuals

- Sincerely
Igor Chudov
<http://igor.chudov.com/>
- [Chicago Machinery Movers](#)