

ARMY TM 11-6625-3041-20P
AIR FORCE TO 33A1-8-908-4

**ORGANIZATIONAL MAINTENANCE REPAIR PARTS
AND SPECIAL TOOLS LIST
FOR
DIGITAL DATA GENERATOR SG-1139 ()/G
(NSN 6625-01-136-2046)**

DEPARTMENTS OF THE ARMY AND THE AIR FORCE
14 OCTOBER 1983



5

**SAFETY STEPS TO FOLLOW IF SOMEONE
IS THE VICTIM OF ELECTRICAL SHOCK**

1

DO NOT TRY TO PULL OR GRAB THE INDIVIDUAL

2

IF POSSIBLE, TURN OFF THE ELECTRICAL POWER

3

IF YOU CANNOT TURN OFF THE ELECTRICAL POWER, PULL, PUSH, OR LIFT THE PERSON TO SAFETY USING A WOODEN POLE OR A ROPE OR SOME OTHER INSULATING MATERIAL

4

SEND FOR HELP AS SOON AS POSSIBLE

5

AFTER THE INJURED PERSON IS FREE OF CONTACT WITH THE SOURCE OF ELECTRICAL SHOCK, MOVE THE PERSON A SHORT DISTANCE AWAY AND IMMEDIATELY START ARTIFICIAL RESUSCITATION

Technical Manual
No. 6625-3041-20P
Technical Order
No. TO 33A1-8-908-4



TM 11-6625-3041-20P
TO 33A1-8-908-4

DEPARTMENTS OF THE ARMY
AND THE AIR FORCE

WASHINGTON, DC, 14 Oct. 1983

ORGANIZATIONAL MAINTENANCE REPAIR PARTS
AND SPECIAL TOOLS LIST
FOR
DIGITAL DATA GENERATOR SG-1139()/G
(NSN 6625-01-136-2046)

Current as of 25 July 1983

REPORTING ERRORS AND RECOMMENDING IMPROVEMENTS

You can help improve this manual. If you find any mistakes or if you know of a way to improve the procedures, please let us know. Mail your letter, DA Form 2028 (Recommended changes to Publications and Blank Forms), or DA Form 2028-2 located in back of this manual direct to: Commander, US Army Communications-Electronics Command and Fort Monmouth, ATTN: DRSEL-ME-MP, Fort Monmouth, NJ 07703.

For Air Force, submit AFTO Form 22 (Technical Order System Publication Improvement Report and Reply) in accordance with paragraph 6-5, Section VI, T.O. 00-5-1. Forward direct to prime ALC/MST.

In either case, a reply will be furnished direct to you.

Table of Contents

		Page	Illus Figure
SECTION	I. Introduction	1	
	II. Repair Parts List	5	
GROUP	00 Digital Data Generator SG-1139()/G	5	1
	07 Accessory Set	7	2
	08 Case Assembly, Electrical Equipment	9	3
	09 Control Filter Assembly	9	3
SECTION	III. Special Tools List (Not applicable)		
	IV. National Stock Number and Part Number Index	10	

SECTION I INTRODUCTION

1. Scope

This manual lists spares and repair parts, special tools; special test, measurement, and diagnostic equipment (TMDE), and other special support equipment required for performance of organizational maintenance of the SG-1139()/G. It authorizes the requisitioning and issue of spares and repair parts as indicated by the source and maintenance codes.

2. General

This Repair Parts and Special Tools List is divided into the following sections:

a. Section II. Repair Parts List. A list of spares and repair parts authorized for use in the performance of maintenance. The list also includes parts which must be removed for replacement of the authorized parts. Parts lists are composed of functional groups in numeric sequence, with the parts in each group listed in figure and item number sequence.

b. Section III. Special Tools List. Nonapplicable.

c. Section IV. National Stock Number and Part Number Index. A list, in National item identification number (NIIN) sequence, of all National stock numbers (NSN) appearing in the listings, followed by a list, in alphanumeric sequence, of all part numbers appearing in the listings. National stock numbers and part numbers are cross-referenced to each illustration figure and item number appearance.

3. Explanation of Columns

a. Illustration. This column is divided as follows:

(1) *Figure number.* indicates the figure number of the illustration on which the item is shown.

(2) *Item number.* The number used to identify item called out in the illustration.

b. Source, Maintenance, and Recoverability (SMR) Codes.

(1) *Source code.* Source codes indicate the manner of acquiring support items for maintenance, repair, or overhaul of end items. Source codes are entered in the first and second positions of the Uniform SMR Code format as follows:

Code

Definition

PA – Item procured and stocked for anticipated or known usage.

XB – Item is not procured or stocked. If not available through salvage, requisition.

NOTE

Cannibalization or salvage may be used as a source of supply for any items source coded above except those coded XA and aircraft support items as restricted by AR 750-1.

(2) *Maintenance code.* Maintenance codes are assigned to indicate the levels of maintenance authorized to USE and REPAIR support items. The maintenance codes are entered in the third and fourth positions of the Uniform SMR Code format as follows:

(a) The maintenance code entered in the third position will indicate the lowest maintenance level authorized to remove, replace, and use the support item. The maintenance code entered in the third position will indicate one of the following levels of maintenance:

Code

Application/Explanation

O – Support item is removed, replaced, used at the organizational level.

(b) The maintenance code entered in the fourth position indicates whether the item is to be repaired and identifies the lowest maintenance level with the capability to perform complete repair (i.e., all authorized maintenance functions). This position will contain one of the following maintenance codes:

Code

Application/Explanation

H – The lowest maintenance level capable of complete repair of the support item is the general support level.

D – The lowest maintenance level capable of complete repair of the support item is the depot level.

Z – Nonreparable. No repair is authorized.

(3) *Recoverability code.* Recoverability codes are assigned to support items to indicate the disposition action on unserviceable items. The recoverability code is entered in the fifth position of the Uniform SMR Code format as follows:

*Recoverability**codes**Definition*

- Z – Nonreparable item. When unserviceable, condemn and dispose at the level indicated in position 3.
- H – Reparable item. When uneconomically reparable, condemn and dispose at the general support level.
- D – Reparable item. When beyond lower level repair capability, return to depot. Condemnation and disposal not authorized below depot level.

c. National Stock Number. Indicates the National stock number assigned to the item and will be used for requisitioning purposes.

d. Federal Supply Code for Manufacturer (FSCM). The FSCM is a 5-digit numeric code listed in SB 708-41/42 which is used to identify the manufacturer, distributor, or Government agency, etc.

e. Part Number. Indicates the primary number used by the manufacturer (individual, company, firm, corporation, or Government activity), which controls the design and characteristics of the item by means of its engineering drawings, specifications, standards, and inspection requirements to identify an item or range of items.

NOTE

When a stock numbered item is requisitioned, the repair part received may have a different part number than the part being replaced.

f. Description. Indicates the Federal item name and, if required, a minimum description to identify the item.

g. Unit of Measure (U/M). Indicates the standard of the basic quantity of the listed item as used in performing the actual maintenance function. This measure is expressed by a two-character alphabetical abbreviation (e.g., ea, in, pr, etc). When the unit of measure differs from the unit of issue, the lowest unit of issue that will satisfy the required units of measure will be requisitioned.

h. Quantity Incorporated in Unit. Indicates the quantity of the item used in the breakout shown on the illustration figure, which is prepared for a functional group, subfunctional group, or an assembly.

4. Special Information

a. The following publication pertains to the SG-1139()/G and its components:

TM 11-6625-3041-12, Digital Data Generator SG-1139()/G (To be published)

b. The illustrations in this manual are identical to those published in TM 11-6625-3041-40P. Only those parts assigned the third position SMR maintenance code "C" or "O" are listed in the tabular listing; therefore, there may be a break in the item number sequence. Only illustrations containing organizational authorized items appear in this manual.

c. National stock numbers (NSN's) that are missing from P source coded items have been applied for and will be added to this TM by future change/revision when they are entered in the Army Master Data File (AMDF). Until the NSN's are established and published, submit exception requisitions to: Commander, US Army Communications-Electronics Command and Fort Monmouth, ATTN: DRSEL-MM, Fort Monmouth, New Jersey 07703 for the part required to support your equipment.

5. How to Locate Repair Parts

a. When National stock number or part number is unknown.

(1) *First.* Using the table of contents, determine the functional group within which the item belongs. This is necessary since illustrations are prepared for functional groups and listings are divided into the same groups.

(2) *Second.* Find the illustration covering the functional group to which the item belongs.

(3) *Third.* Identify the item on the illustration and note the illustration figure and item number of the item.

(4) *Fourth.* Using the Repair Parts Listing, find the figure and item number noted on the illustration.

b. When National stock number or part number is known.

(1) *First.* Using the Index of National Stock Numbers

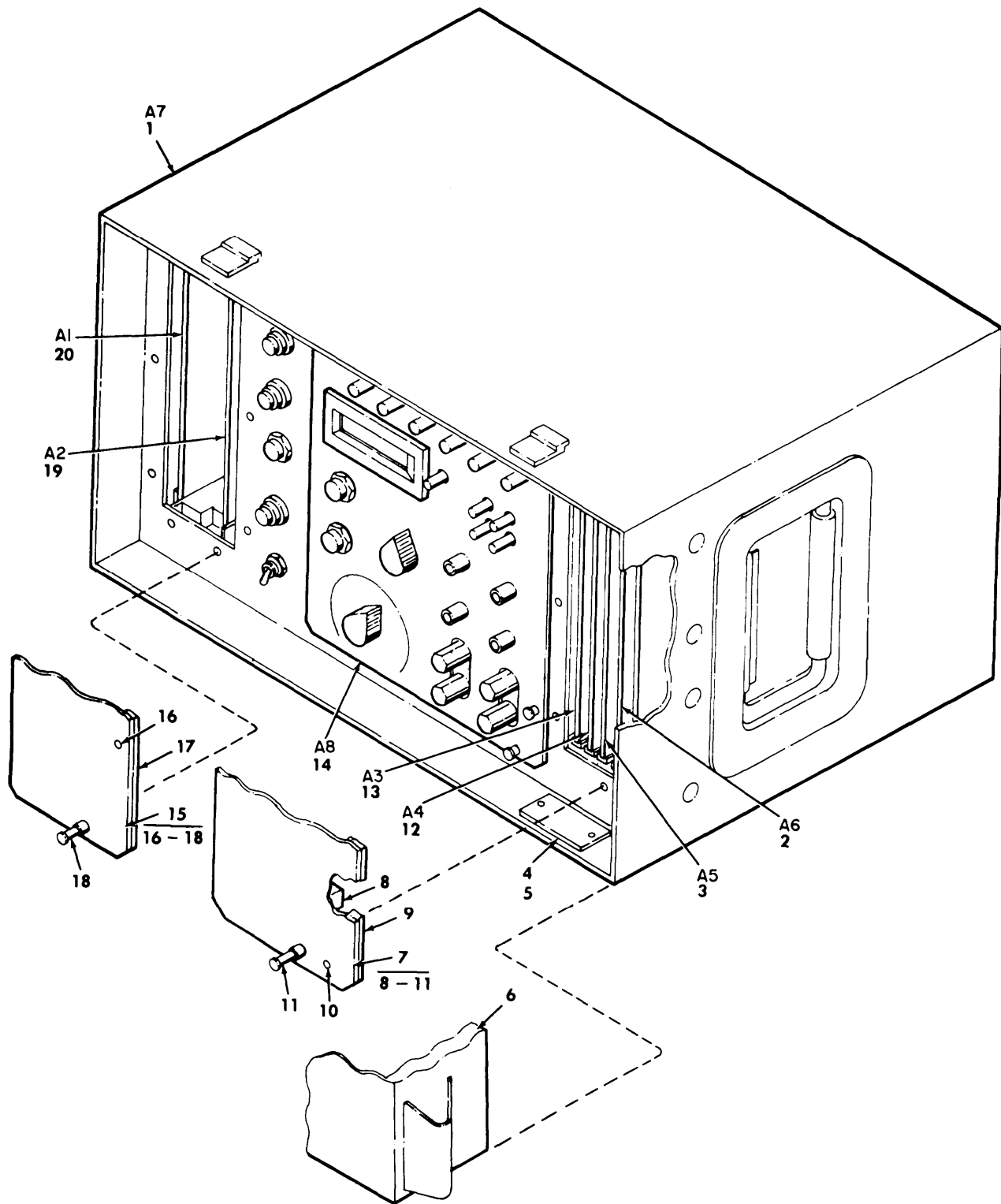
and Part Numbers, find the pertinent National stock number or part number. This index is in NIIN sequence followed by a list of part numbers in alphanumeric sequence, cross-referenced to the illustration figure number and item number.

(2) *Second.* After finding the figure and item number, locate the figure and item number in the repair parts list.

6. Abbreviations

Not applicable.

(Next printed page is 4.)



EL8TJ001

Figure 1. Digital Data Generator SG-1139()/G

SECTION II								
(1)	(2)	(3)	(4)	(5)	(6)	(7)	(8)	
ILLUSTRATION					DESCRIPTION		QTY	
(a)	(b)		NATIONAL				INC	
FIG	ITEM	SMR	STOCK	PART			IN	
NO	NO	CODE	NUMBER	FSCM	NUMBER		UNIT	
GROUP 00 DIGITAL DATA GENERATOR								
SG-1139(/)								
1	2	PAODD	6625-01-146-4053	56996	B4027014	CIRCUIT CARD ASSEMB	EA 1	
1	3	PAODD	6625-01-146-4052	56996	B4027010	CIRCUIT CARD ASSEMB	EA 1	
1	6	XBOHH		56996	B4027022	COVER,ACCESS ASSY	EA 1	
1	7	XBODD		56996	B4027054	COVER,FRONT ACCESS	EA 1	
1	12	PAODD	6625-01-146-4051	56996	B4027006	CIRCUIT CARD ASSEMB	EA 1	
1	13	PAODD	6625-01-146-4050	56996	B4027002	CIRCUIT CARD ASSEMB	EA 1	
1	14	PAODD	6625-01-146-3863	56996	B4027043	CONTROL FILTER ASSE	EA 1	
3	15	XBODD		56996	B4027055	COVER,FRONT ACCESS	EA 1	
1	19	PAODD	5820-01-140-1289	80063	SM-D-884579	CIRCUIT CARD ASSEMB	EA 1	
1	20	PAODD	5820-01-140-1287	80063	SM-D-884567	CIRCUIT CARD ASSEMB	EA 1	

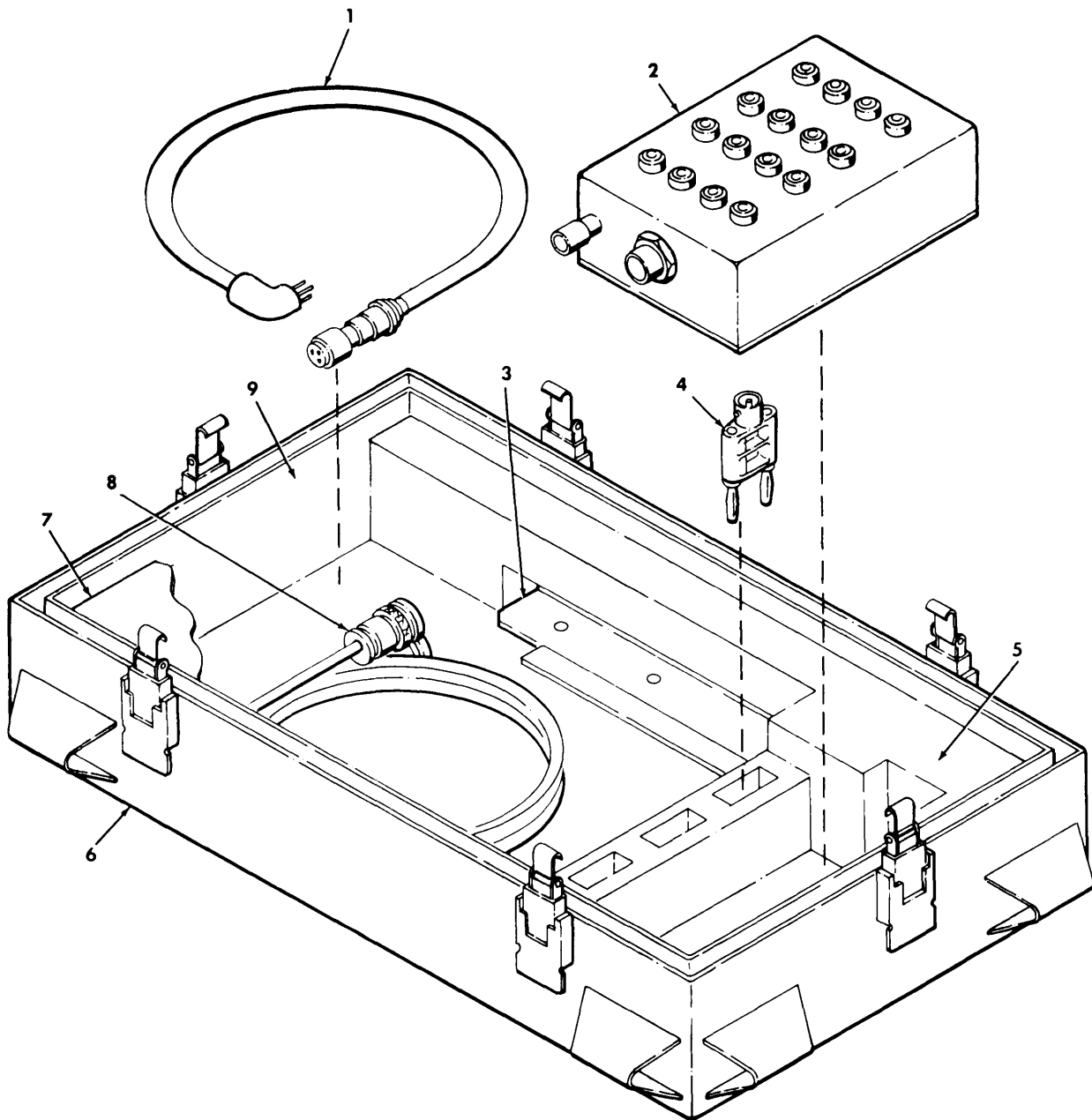


Figure 2. Accessory set

SECTION II

(1) ILLUSTRATION (a) FIG NO	(2) (b) ITEM NO	(3) SMR CODE	(4) NATIONAL STOCK NUMBER	(5) FSCM	(6) PART NUMBER	(7) DESCRIPTION	(8) QTY INC IN UNIT
GROUP 07 ACCESSORY SET							
2	1	PAOZZ	5595-01-123-4512	80063	SM-D-525130	CABLE ASSEMBLY,POWE	EA 1
2	2	PAOHH	6625-01-146-3862	56996	B4027047	INTERFACE BOX ASSEM	EA 1
2	3	XBOZZ		56996	B4027049	ANGLE ASSY,MTG	EA 2
2	4	PAOZZ	5935-00-053-9454	05276	1269	ADAPTER,CONNECTOR	EA 4
2	8	PAOHH	5995-01-148-6561	56996	B4027048	CIRCUIT CARD ASSEMB	EA 4

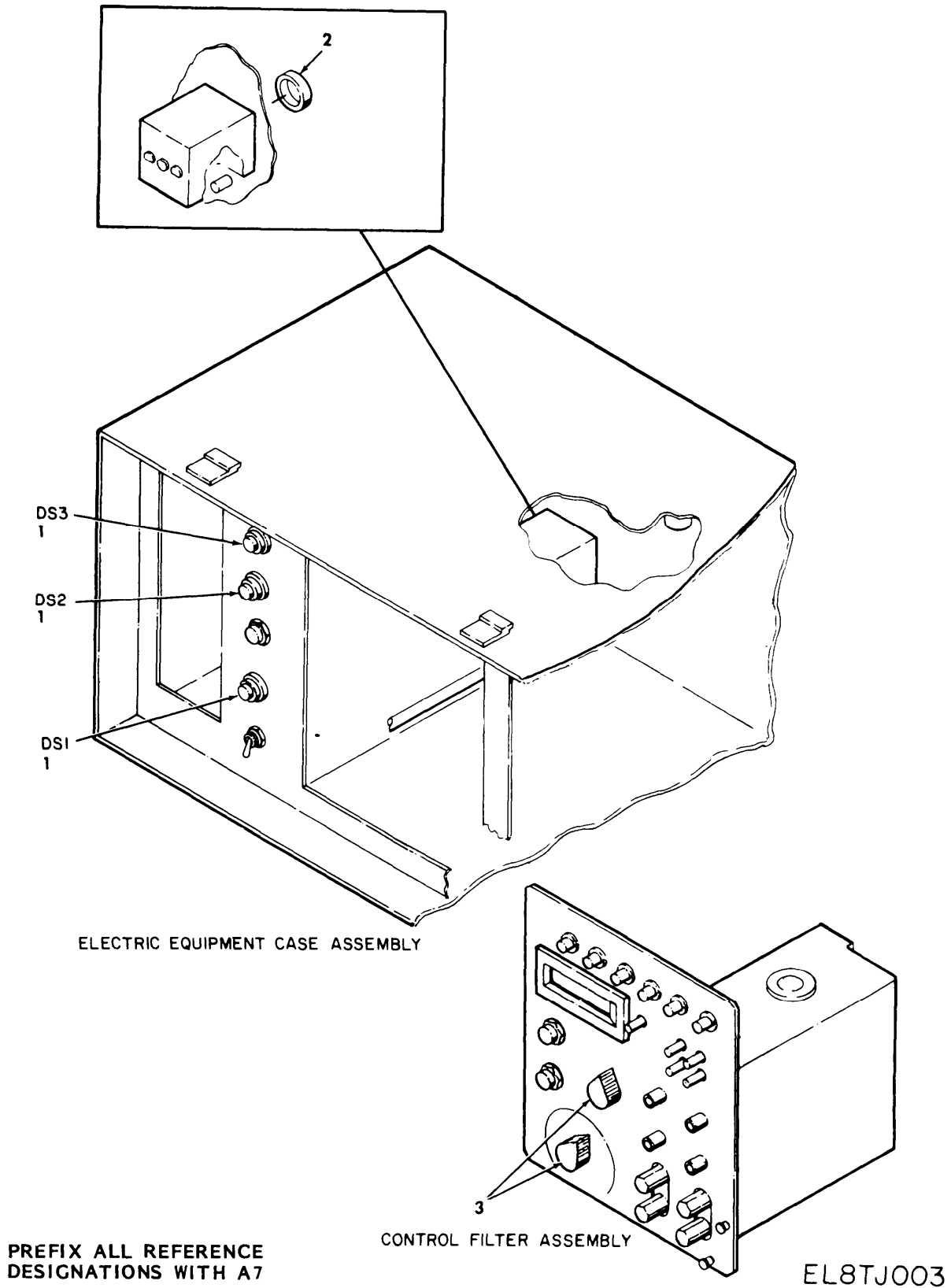


Figure 3. Case assembly, electrical equipment and control filter assembly

SECTION II

(1) ILLUSTRATION (a) FIG NO	(2) (b) ITEM NO	(3) SMR CODE	(4) NATIONAL STOCK NUMBER	(5) FSCM PART NUMBER	(6) DESCRIPTION	(7) QTY INC IN U/M	(8) UNIT
GROUP 08 CASE ASSEMBLY,ELECTRICAL							
EQUIPMENT							
3	1	PAOZZ	6240-00-155-7836	96906	MS25237-327	LAMP,INCANDESCENT	EA 3
3	2	PAOZZ		96906	MS3181-12C-A	COVER,PROTECTIVE	EA 1
GROUP 09 CONTROL FILTER ASSEMBLY							
3	3	PAOZZ	5355-00-556-0145	96906	MS91528-1K2B	KNOB	EA 2

NATIONAL STOCK NUMBER AND PART NUMBER INDEX

		FIGURE NO.	ITEM NO.			FIGURE NO.	ITEM NO.
STOCK NUMBER				STOCK NUMBER			
5935-00-053-9454		2	4	6625-01-146-3863		1	14
6240-00-155-7836		3	1	6625-01-146-4050		1	13
5355-00-556-0145		3	3	6625-01-146-4051		1	12
5995-01-123-4512		2	1	6625-01-146-4052		1	3
5820-01-140-1287		1	20	6625-01-146-4053		1	2
5820-01-140-1289		1	19	5995-01-148-6561		2	8
6625-01-146-3862		2	2				
		FIGURE NO.	ITEM NO.			FIGURE NO.	ITEM NO.
FSCM	PART NUMBER			FSCM	PART NUMBER		
56996	B4027002	1	13	56996	B4027054	1	7
56996	B4027006	1	12	56996	B4027055	1	15
56996	B4027010	1	3	96906	MS25237-327	3	1
56996	B4027014	1	2	96906	MS3181-12C-A	3	2
56996	B4027022	1	6	96906	MS91528-1K2B	3	3
56996	B4027043	1	14	80063	SM-D-525130	2	1
56996	B4027047	2	2	80063	SM-D-884567	1	20
56996	B4027048	2	8	80063	SM-D-884579	1	19
56996	B4027049	2	3	5276	1269	2	4

RECOMMENDED CHANGES TO EQUIPMENT TECHNICAL PUBLICATIONS



THEN... JOT DOWN THE
DOPE ABOUT IT ON THIS
FORM. CAREFULLY TEAR IT
OUT. FOLD IT AND DROP IT
IN THE MAIL!

SOMETHING WRONG WITH THIS PUBLICATION?

FROM (PRINT YOUR UNIT'S COMPLETE ADDRESS)
Commander
Stateside Army Depot
ATTN: AMSTA-US
Stateside, N.J. 07703

DATE SENT
10 July 1975

PUBLICATION NUMBER

TM 11-5840-340-20P

PUBLICATION DATE

23 Jan 78

PUBLICATION TITLE

Radar Set AN/PRC-76

BE EXACT PIN-POINT WHERE IT IS

PAGE NO	PARA- GRAPH	FIGURE NO	TABLE NO
------------	----------------	--------------	-------------

33

44

19

45

IN THIS SPACE TELL WHAT IS WRONG
AND WHAT SHOULD BE DONE ABOUT IT:

For item 2, change the NSN to read: 5835-00-134-9186.
Reason: Accuracy.

Identify the cover on the junction box (item no. 5).
Reason: It is a separate item and is not called out
on figure 19.

Add the cover of the junction box as an item in the
listing for figure 19.
Reason: Same as above

\$

A

M

P

L

E

PRINTED NAME, GRADE OR TITLE, AND TELEPHONE NUMBER

SSG I. M. DeSpirt of 999-1776

SIGN HERE

SSG I. M. DeSpirt

DA FORM 2028-2
1 JUL 79

PREVIOUS EDITIONS
ARE OBSOLETE.

P.S.--IF YOUR OUTFIT WANTS TO KNOW ABOUT YOUR
RECOMMENDATION MAKE A CARBON COPY OF THIS
AND GIVE IT TO YOUR HEADQUARTERS

TEAR ALONG PERFORATION LINE

FILL IN YOUR
UNIT'S ADDRESS

FOLD BACK

DEPARTMENT OF THE ARMY

POSTAGE AND FEES PAID
DEPARTMENT OF THE ARMY
DOD 314



OFFICIAL BUSINESS
PENALTY FOR PRIVATE USE \$300

SAMPLE

Commander
US Army Communications-Electronics Command
and Fort Monmouth
ATTN: DRSEL-ME-MP
Fort Monmouth, New Jersey 07703

TEAR ALONG PERFORATED LINE

SOMETHING WRONG WITH THIS PUBLICATION?

DATE SENT

PUBLICATION TITLE
Digital Data Generator
SG-1139()/G

**IN THIS SPACE TELL WHAT IS WRONG
AND WHAT SHOULD BE DONE ABOUT IT:**

TABLE
NO.

TEAR ALONG PLIORIZED LINE

SIGN HERE

P.S.--IF YOUR OUTFIT WANTS TO KNOW ABOUT YOUR
RECOMMENDATION MAKE A CARBON COPE OF THIS
AND GIVE IT TO YOUR HEADQUARTERS.

FILL IN YOUR
UNIT'S ADDRESS

FOLD BACK

DEPARTMENT OF THE ARMY

POSTAGE AND FEES PAID
DEPARTMENT OF THE ARMY
DOD 314



OFFICIAL BUSINESS
PENALTY FOR PRIVATE USE \$300

Commander
US Army Communications-Electronics Command
and Fort Monmouth
ATTN: DRSEL-ME-MP
Fort Monmouth, New Jersey 07703

TEAR ALONG PERFORATED LINE



THEN...JOT DOWN THE
DOPE ABOUT IT ON THIS
FORM. CAREFULLY TEAR
IT OUT, FOLD IT AND
DROP IT IN THE MAIL.

SOMETHING WRONG WITH THIS PUBLICATION?

FROM: (PRINT YOUR UNIT'S COMPLETE ADDRESS)

DATE SENT

PUBLICATION NUMBER

TM 11-6625-3041-20P

PUBLICATION DATE

14 Oct 1983

PUBLICATION TITLE

Digital Data Generator
SG-1139()/G

BE EXACT PIN-POINT WHERE IT IS

PAGE
NO.

PARA-
GRAPH

FIGURE
NO.

TABLE
NO.

IN THIS SPACE TELL WHAT IS WRONG
AND WHAT SHOULD BE DONE ABOUT IT:

TEAR ALONG PERFORATED LINE

PRINTED NAME GRADE OR TITLE AND TELEPHONE NUMBER

SIGN HERE

DA FORM 2028-2
1 JUL 79

PREVIOUS EDITIONS
ARE OBSOLETE

P.S.--IF YOUR OUTFIT WANTS TO KNOW ABOUT YOUR
RECOMMENDATION MAKE A CARBON COPE OF THIS
AND GIVE IT TO YOUR HEADQUARTERS.

FILL IN YOUR
UNIT'S ADDRESS

FOLD BACK

DEPARTMENT OF THE ARMY

POSTAGE AND FEES PAID
DEPARTMENT OF THE ARMY
DOD 314



OFFICIAL BUSINESS
PENALTY FOR PRIVATE USE \$300

Commander
US Army Communications-Electronics Command
and Fort Monmouth
ATTN: DRSEL-ME-MP
Fort Monmouth, New Jersey 07703

TEAR ALONG PERFORATED LINE



THEN...JOT DOWN THE
DOPE ABOUT IT ON THIS
FORM. CAREFULLY TEAR
IT OUT, FOLD IT AND
DROP IT IN THE MAIL.

SOMETHING WRONG WITH THIS PUBLICATION?

FROM: (PRINT YOUR UNIT'S COMPLETE ADDRESS)

DATE SENT

PUBLICATION NUMBER

TM 11-6625-3041-20P

PUBLICATION DATE

14 Oct 1983

PUBLICATION TITLE

Digital Data Generator
SG-1139()/G

BE EXACT PIN-POINT WHERE IT IS

PAGE
NO.

PARA-
GRAPH

FIGURE
NO.

TABLE
NO.

IN THIS SPACE TELL WHAT IS WRONG
AND WHAT SHOULD BE DONE ABOUT IT:

TEAR ALONG PERFORATED LINE

PRINTED NAME GRADE OR TITLE AND TELEPHONE NUMBER

SIGN HERE

DA FORM 2028-2
1 JUL 79

PREVIOUS EDITIONS
ARE OBSOLETE

P.S.--IF YOUR OUTFIT WANTS TO KNOW ABOUT YOUR
RECOMMENDATION MAKE A CARBON COPE OF THIS
AND GIVE IT TO YOUR HEADQUARTERS.

FILL IN YOUR
UNIT'S ADDRESS

FOLD BACK

DEPARTMENT OF THE ARMY

POSTAGE AND FEES PAID
DEPARTMENT OF THE ARMY
DOD 314



OFFICIAL BUSINESS
PENALTY FOR PRIVATE USE \$300

Commander
US Army Communications-Electronics Command
and Fort Monmouth
ATTN: DRSEL-ME-MP
Fort Monmouth, New Jersey 07703

TEAR ALONG PERFORATED LINE

By Order of the Secretaries of the Army and the Air Force:

JOHN A. WICKHAM JR.
General, United States Army
Chief of Staff

Official:

ROBERT M. JOYCE
Major General, United States Army
The Adjutant General

Official:

JAMES P. MULLINS
General, USAF, Commander, Air Force
Logistics Command

CHARLES A. GABRIEL
General, USAF
Chief of Staff

DISTRIBUTION:

To be distributed in accordance with DA Form 12-51C, Organizational Maintenance requirements for TD-1065/G.

This fine document...

Was brought to you by me:



[Liberated Manuals -- free army and government manuals](#)

Why do I do it? I am tired of sleazy CD-ROM sellers, who take publicly available information, slap “watermarks” and other junk on it, and sell it. Those masters of search engine manipulation make sure that their sites that sell free information, come up first in search engines. They did not create it... They did not even scan it... Why should they get your money? Why are not letting you give those free manuals to your friends?

I am setting this document FREE. This document was made by the US Government and is NOT protected by Copyright. Feel free to share, republish, sell and so on.

I am not asking you for donations, fees or handouts. If you can, please provide a link to liberatedmanuals.com, so that free manuals come up first in search engines:

<A HREF=<http://www.liberatedmanuals.com/>>Free Military and Government Manuals

- Sincerely
Igor Chudov
<http://igor.chudov.com/>
- [Chicago Machinery Movers](#)