

**TECHNICAL MANUAL**

**ORGANIZATIONAL MAINTENANCE  
REPAIR PARTS AND SPECIAL TOOLS LIST**

**FOR**

**OUTPUT METERS**

**TS-585A/U, TS-585B/U, TS-585C/U  
(NSN 6625-00-244-0501)**

**AND**

**AUDIO LEVEL METER TS-585D/U  
(NSN 6625-00-684-5438)**



Technical Manual )  
 )  
 No. 11-6625-291-20P)

HEADQUARTERS  
 DEPARTMENT OF THE ARMY  
 Washington, DC, 6 August 1984

ORGANIZATIONAL MAINTENANCE REPAIR PARTS  
 AND SPECIAL TOOLS LIST  
 FOR  
 OUTPUT METERS TS-585A/U, TS-585B/U, TS-585C/U  
 (NSN 6625-00-244-0501)  
 AND  
 AUDIO LEVEL METER TS-585D/U (NSN 6625-00-684-5438)

Current as of 21 June 1984

REPORTING ERRORS AND RECOMMENDING IMPROVEMENTS

You can help improve this manual. If you find any mistakes or if you know of a way to improve the procedures, please let us know. Mail your letter, DA Form 2028 (Recommended Changes to Publications and Blank Forms), or DA Form 2028-2 located in back of this manual direct to: Commander, US Army Communications-Electronics Command and Fort Monmouth, ATTN: DRSEL-ME-MP, Fort Monmouth, NJ 07703-5007.

In either case, a reply will be furnished direct to you.

Table of Contents

		Page	Illustration Figure
Section I.	Introduction . . . . .	1	
II.	Repair Parts List . . . . .	5	
Group 00	Audio Output Meter TS-585A/U. . . . .	5	1
	Audio Output Meters TS-585B/U, C/U and D/U . . . . .	7	2
	Audio Output Meters TS-585B/U, C/U and D/U, Case Assembly . . . . .	9	3
Section III.	Special Tools List (Not applicable)		
IV.	National Stock Number and Part Number Index . . . . .	10	

\*This manual supersedes TM 11-6625-291-20P dated 11 march 1977.



SECTION I  
INTRODUCTION

1. Scope

This manual lists spares and repair parts; special tools; special test, measurement, and diagnostic equipment (TMDE), and other special support equipment required for performance of organizational support maintenance of the TS-585A/U, TS-585B/U, TS-585C/U and TS-585D/U. It authorizes requisitioning and issue of spares and repair parts as indicated by the source and maintenance codes.

2. General

This Repair Parts and Special Tools List is divided into the following sections:

a. *Section II. Repair Parts List.* A list of spares and repair parts authorized for use in the performance of maintenance. The list also includes parts which must be removed for replacement of the authorized parts. Parts lists are composed of functional groups in numeric sequence, with the parts in each group listed in figure and item number sequence.

b. *Section III. Special Tools List.* Not applicable.

c. *Section IV. National Stock Number and Part Number Index.* A list, in National item identification number (NIIN) sequence, of all National stock numbers (NSN) appearing in the listings, followed by a list, in alphameric sequence, of all part numbers appearing in the listings. National stock numbers and part numbers are cross-referenced to each illustration figure and item number appearance.

3. Explanation of Columns

a. *Illustration.* This column is divided as follows:

(1) *Figure number.* Indicates the figure number of the illustration on which the item is shown.

(2) *Item number.* The number used to identify item called out in the illustration.

b. *Source, Maintenance, and Recoverability (SMR) Codes.*

(1) *Source code.* Source codes indicate the manner of acquiring support items for maintenance, repair, or overhaul of end items. Source codes are entered in the first and second positions of the Uniform SMR Code format as follows:

Code	Definition
PA	-Item procured and stocked for anticipated or known usage.

NOTE

Cannibalization or salvage may be used as a source of supply for any items source coded above except those coded XA and aircraft support items as restricted by AR 750-1.

(2) *Maintenance code.* Maintenance codes are assigned to indicate the levels of maintenance authorized to USE and REPAIR support items. The maintenance codes are entered in the third and fourth positions of the Uniform SMR Code format as follows:

(a) The maintenance code entered in the third position will indicate the lowest maintenance level authorized to remove, replace, and use the support item. The maintenance code entered in the third position will indicate one of the following levels of maintenance:

Code	Application/Explanation
O-	Support item is removed, replaced, used at the organizational level.

(b) The maintenance code entered in the fourth position indicates whether the item is to be repaired and identifies the lowest maintenance

level with the capability to perform complete repair (i.e., all authorized maintenance functions). This position will contain one of the following maintenance codes:

<i>Code</i>	<i>Application/Explanation</i>
-------------	--------------------------------

Z-	Nonreparable. No repair is authorized.
----	--

(3) *Recoverability code*. Recoverability codes are assigned to support items to indicate the disposition action on unserviceable items. The recoverability code is entered in the fifth position of the Uniform SMR Code format as follows:

<i>Recoverability Code</i>	<i>Definition</i>
--------------------------------	-------------------

Z-	Nonreparable item. When unserviceable, condemn and dispose at the level indicated in position 3.
----	--

*c. National Stock Number*. Indicates the National stock number assigned to the item and will be used for requisitioning purposes.

*d. Federal Supply Code for Manufacturer (FSCM)*. The FSCM is a 5 digit numeric code listed in SB 708-41/42 which is used to identify the manufacturer, distributor, or Government agency, etc.

*e. Part Number*. Indicates the primary number used by the manufacturer (individual, company, firm, corporation, or Government activity), which controls the design and characteristics of the item by means of its engineering drawings, specifications, standards, and inspection requirements to identify an item or range of items.

#### NOTE

When a stock numbered item is requisitioned, the repair part received may have a different part number than the part being replaced.

*f. Description*. Indicates the Federal item name and, if required, a minimum description to identify the item.

*g. Unit of Measure (U/M)*. Indicates the standard of the basic quantity of the listed item as

used in performing the actual 'maintenance function. This measure is expressed by a two-character alphabetical abbreviation (e.g., ea, in, pr, etc). When the unit of measure differs from the unit of issue, the lowest unit of issue that will satisfy the required units of measure will be requisitioned.

*h. Quantity Incorporated in Unit*. Indicates the quantity of the item used in the breakout shown on the illustration figure, which is prepared for a functional group, subfunctional group, or an assembly. A "V" appearing in this column in lieu of a quantity indicates that no specific quantity is applicable, (e.g., shims, spacers, etc).

#### 4. Special Information

*a*. Usable on codes are shown in the description column. Uncoded items are applicable to all models. Identification of the usable on codes used in this publication are:

Code	Used On
AGM	TS-585A/U
AGN	TS-585B/U
AGO	TS-585C/U
ATX	TS-585D/U

*b*. The following publication pertains to the TS-585A/U, TS-585B/U, TS-585C/U and TS-585D/U and its components:

TM 11-6625-291-14 Output Meters TS-585A/U, TS-585B/U, TS-585C/U and Audio Level Meter TS-585D/U

*c*. National stock numbers (NSN's) that are missing from P source coded items have been applied for and will be added to this TM by future change/revision when they are entered in the Army Master Data File (AMDF). Until the NSN's are established and published, submit exception requisitions to Commander, US Army Communications-Electronics Command, ATTN: DRSEL-MM, Fort Monmouth, NJ 07703 for the part required to support your equipment.

#### 5. How to Locate Repair Parts

*a*. When National stock number or part number is unknown.

(1) *First.* Using the table of contents, determine the functional group within which the item belongs. This is necessary since illustrations are prepared for functional groups and listings and divided into the same groups.

(2) *Second.* Find the illustration covering the functional group to which the item belongs.

(3) *Third.* Identify the item on the illustration and note the illustration figure and item number of the item.

(4) *Fourth.* Using the Repair Parts Listing, find the figure and item number noted on the illustration.

b. When National stock number or part number

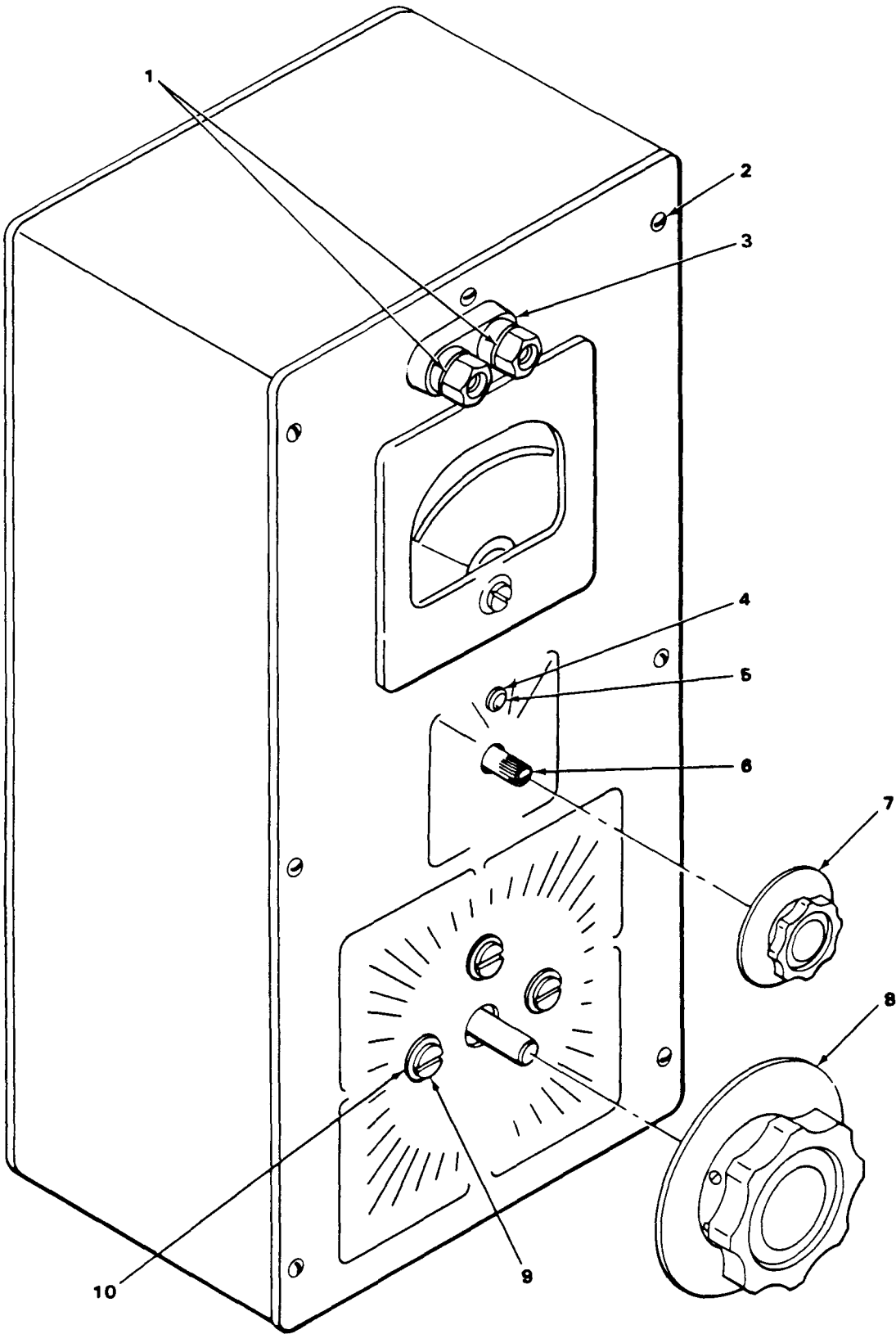
is known.

(1) *First.* Using the Index of National Stock Numbers and Part Numbers, find the pertinent National stock number or part number. This index is in NIIN sequence followed by a list of part numbers in alphameric sequence, cross-referenced to the illustration figure number and item number.

(2) *Second.* After finding the figure and item number, locate the figure and item number in the repair parts list.

## 6. Abbreviations

Not applicable.



ELOYQ001

FIGURE 1. AUDIO OUTPUT METER TS-585A/U



TM 11-6625-291-20P

(1) ILLUSTRATION		(3) NATIONAL STOCK NUMBER	(4) FSCM	(5) PART NUMBER	(6) DESCRIPTION  USABLE ON CODE	(7) U/M	(8) QTY INC IN UNIT
(a) FIG NO.	(b) TE NC						
1	PA0ZZ	5355-00-567-957	72512	6109	GROUP 00 OUTPUTMETERST5-585A/U, TS-585B/U AND TS-585C/U AND METER, AUDIO LEVEL TS-585D/U KNOB.....	FA	1
1	PA0ZZ	5355-00-160-686	72512	6104	KNOB.....	EA	1

5

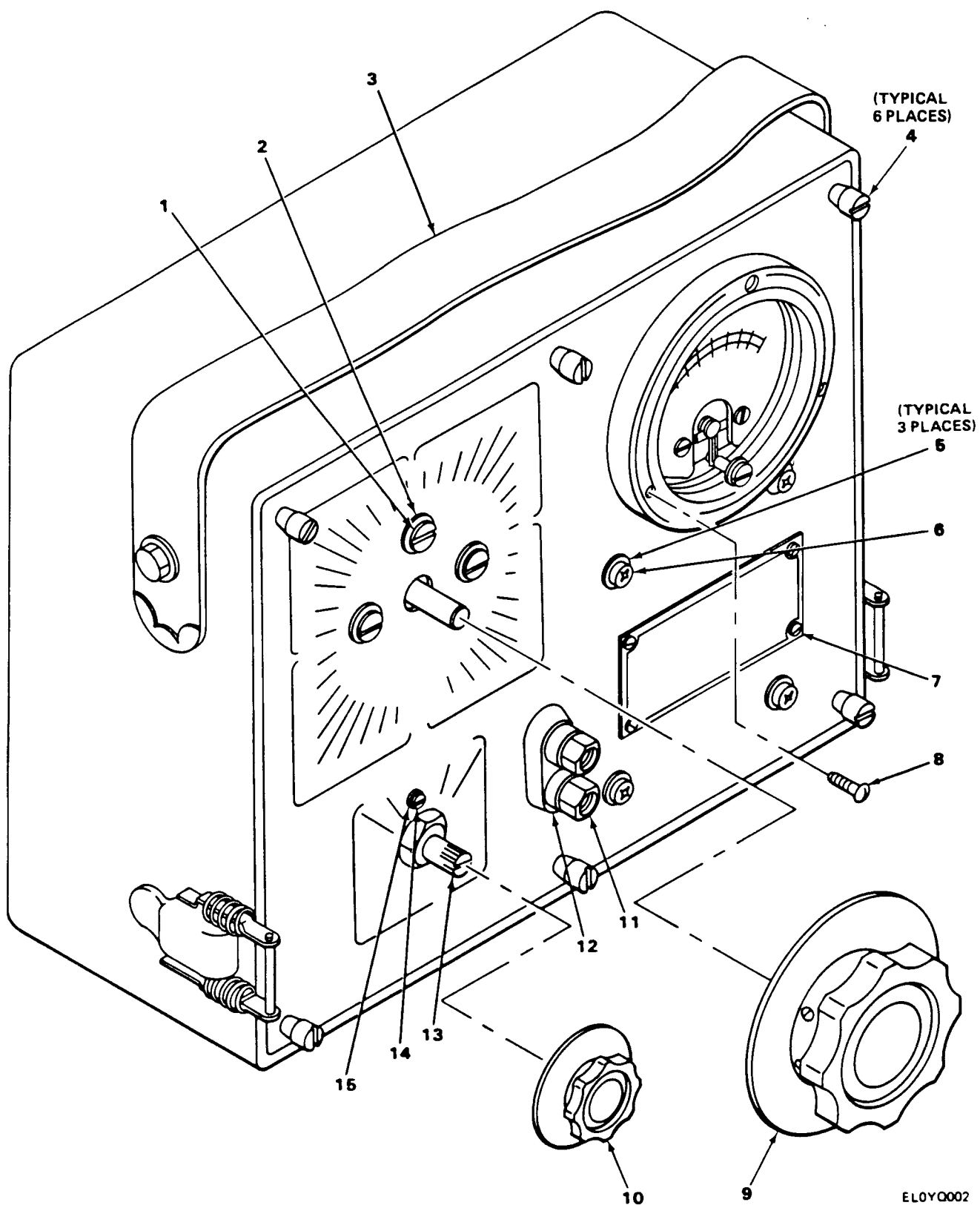
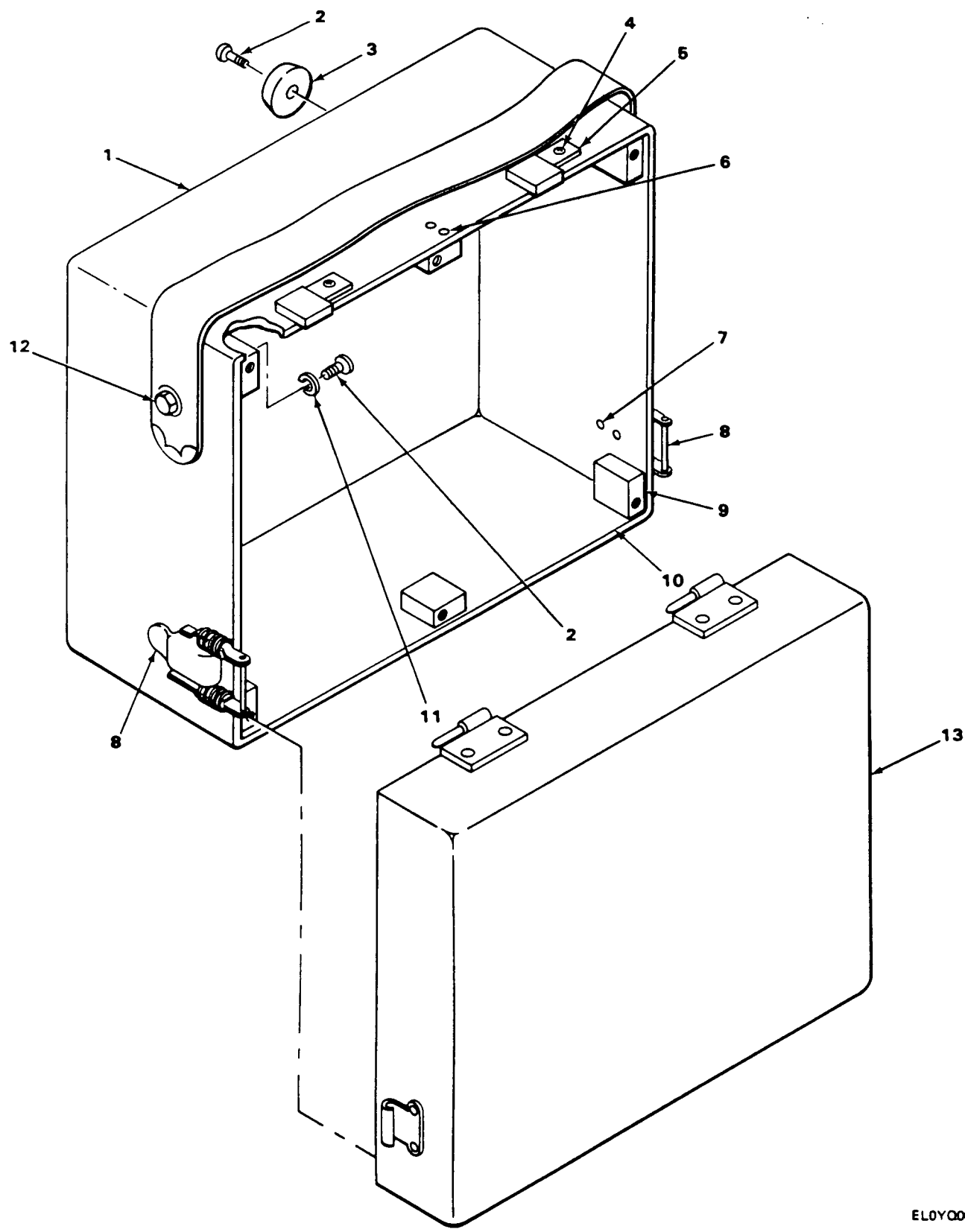


FIGURE 2. AUDIO OUTPUT METERS TS-585B/U, C/U, AND D/U

TM 11-6625-291-20P

(1) ILLUST	(2) TI	(3) SMR CODE	(4) NATIONAL STOCK NUMBER	(5) PART NUMBER	(6) DESCRIPTION	(7) USABLE ON CODE	(8) QTY INC IN UNIT
2		PAQZZ		104	KNOB.....AGN,AGO,ATX		A
2		PAQZZ	355-00-567-957	109	KNOB.....AGN,AGO,ATX		A



EL0YQ007

FIGURE 3. AUTO OUTPUT METERS TS-585B/U, C/U, AND D/U, CASE ASSY

TM 11-6625-291-20P

(1) ILLUSTRATION		(2)	(3)	(4)	(5)	(6)	(7)	(8)
(a) FIG NO.	(b) ITEM NO.	SMR CODE	NATIONAL STOCK NUMBER	FSCM	PART NUMBER	DESCRIPTION	U/M	QTY INC IN UNIT
3	2	PA0ZZ	5305-00-984-4984	96906	MS35206-227	SCREW,MACHINE.....AGN,AGO,ATX	EA	6
3	3	PA0ZZ	5340-00-550-8485	83330	2193	BUMPER,RUBBER.....AGN,AGO,ATX	EA	4

## SECTION IV

## NATIONAL STOCK NUMBER AND PART NUMBER INDEX

TM 11-6625-291-20P

STOCK NUMBER	FIGURE NO.	ITEM NO.	STOCK D NUMBER	FIGURE NO.	ITEM NO.
5355-00-160-6863	1	8	5355-00-567-9575	2	10
5340-00-550-8485	3	3	5305-00-984-4984	3	2
5355-00-567-9575	1	7			

FSCM	PART NUMBER	FIGURE NO.	ITEM NO.	FSCM	PART NUMBER	FIGURE NO.	ITEM NO.
96906	MS35206-227	3	2	72512	4104	2	9
83330	2193	3	3	72512	4109	1	7
72512	4104	1	8	72512	4109	2	10

# RECOMMENDED CHANGES TO EQUIPMENT TECHNICAL PUBLICATIONS



THEN... JOT DOWN THE  
DOPE ABOUT IT ON THIS  
FORM. CAREFULLY TEAR IT  
OUT. FOLD IT AND DROP IT  
IN THE MAIL!

## SOMETHING WRONG WITH THIS PUBLICATION?

FROM: (PRINT YOUR UNIT'S COMPLETE ADDRESS)

Commander  
Stateside Army Depot  
ATTN: AMSTA-US  
Stateside, N.J. 07703-5007

DATE SENT

10 July 1975

PUBLICATION NUMBER

TM 11-5840-340-20P

PUBLICATION DATE

23 Jan 78

PUBLICATION TITLE

Radar Set AN/PRC-76

BE EXACT PIN-POINT WHERE IT IS

PAGE  
NO

33

44

45

PARA-  
GRAPH

FIGURE  
NO

19

TABLE  
NO

IN THIS SPACE TELL WHAT IS WRONG  
AND WHAT SHOULD BE DONE ABOUT IT:

For item 2, change the NSN to read: 5835-00-134-9186.  
Reason: Accuracy.

Identify the cover on the junction box (item no. 5).  
Reason: It is a separate item and is not called out  
on figure 19.

Add the cover of the junction box as an item in the  
listing for figure 19.  
Reason: Same as above

EXAMPLE

PRINTED NAME GRADE OR TITLE AND TELEPHONE NUMBER

SSG I. M. DeSpirit of 999-1776

SIGN HERE

*[Signature]*

DA FORM 2028-2  
JUL 79

PREVIOUS EDITIONS  
ARE OBSOLETE.

P.S.--IF YOUR OUTFIT WANTS TO KNOW ABOUT YOUR  
RECOMMENDATION MAKE A CARBON COPY OF THIS  
AND GIVE IT TO YOUR HEADQUARTERS

FILL IN YOUR  
UNIT'S ADDRESS

FOLD BACK

DEPARTMENT OF THE ARMY

OFFICIAL BUSINESS

SAMPLE

Commander  
US Army Communications-Electronics Command  
and Fort Monmouth  
ATTN: DRSEL-ME-MP  
Fort Monmouth, New Jersey 07703-5007

TEAR ALONG PERFORATED LINE



RECOMMENDED CHANGES TO EQUIPMENT TECHNICAL PUBLICATIONS



THEN...JOT DOWN THE  
DOPE ABOUT IT ON THIS  
FORM. CAREFULLY TEAR  
IT OUT, FOLD IT AND  
DROP IT IN THE MAIL.

SOMETHING WRONG WITH THIS PUBLICATION?

FROM: (PRINT YOUR UNIT'S COMPLETE ADDRESS)

DATE SENT

PUBLICATION NUMBER

TM 11-6625-291-20P

PUBLICATION DATE

6 August 1984

PUBLICATION TITLE Output Meters TS-  
585A/U, TS-585B/U, TS-585C/U and  
Audio Level Meter TS-585D/U

BE EXACT PIN-POINT WHERE IT IS

PAGE  
NO.

PARA-  
GRAPH

FIGURE  
NO.

TABLE  
NO.

IN THIS SPACE TELL WHAT IS WRONG  
AND WHAT SHOULD BE DONE ABOUT IT:

PRINTED NAME GRADE OR TITLE AND TELEPHONE NUMBER

SIGN HERE

DA FORM 2028-2  
1 JUL 79

PREVIOUS EDITIONS  
ARE OBSOLETE

P.S.--IF YOUR OUTFIT WANTS TO KNOW ABOUT YOUR  
RECOMMENDATION MAKE A CARBON COPY OF THIS  
AND GIVE IT TO YOUR HEADQUARTERS.

TEAR ALONG PERFORATED LINE

FILL IN YOUR  
UNIT'S ADDRESS

FOLD BACK

DEPARTMENT OF THE ARMY

OFFICIAL BUSINESS

Commander  
US Army Communications-Electronics Command  
and Fort Monmouth  
ATTN: DRSEL-ME-MP  
Fort Monmouth, New Jersey 07703-5007

TEAR ALONG PERFORATED LINE

RECOMMENDED CHANGES TO EQUIPMENT TECHNICAL PUBLICATIONS



# SOMETHING WRONG WITH THIS PUBLICATION?

THEN...JOT DOWN THE  
DOPE ABOUT IT ON THIS  
FORM. CAREFULLY TEAR  
IT OUT, FOLD IT AND  
DROP IT IN THE MAIL.

FROM: (PRINT YOUR UNIT'S COMPLETE ADDRESS)

DATE SENT

PUBLICATION NUMBER

TM 11-6625-291-20P

PUBLICATION DATE

6 August 1984

PUBLICATION TITLE Output Meters TS-  
585A/U, TS-585B/U, TS-585C/U and  
Audio Level Meter TS-585D/U

BE EXACT PIN-POINT WHERE IT IS

PAGE  
NO.

PARA-  
GRAPH

FIGURE  
NO.

TABLE  
NO.

IN THIS SPACE TELL WHAT IS WRONG  
AND WHAT SHOULD BE DONE ABOUT IT:

PRINTED NAME GRADE OR TITLE AND TELEPHONE NUMBER

SIGN HERE

DA FORM 2028-2  
JUL 79

PREVIOUS EDITIONS  
ARE OBSOLETE

P.S.-IF YOUR OUTFIT WANTS TO KNOW ABOUT YOUR  
RECOMMENDATION MAKE A CARBON COPY OF THIS  
AND GIVE IT TO YOUR HEADQUARTERS.

TEAR ALONG PERFORATED LINE

FILL IN YOUR  
UNIT'S ADDRESS

FOLD BACK

DEPARTMENT OF THE ARMY

OFFICIAL BUSINESS

Commander  
US Army Communications-Electronics Command  
and Fort Monmouth  
ATTN: DRSEL-ME-MP  
Fort Monmouth, New Jersey 07703-5007

TEAR ALONG PERFORATED LINE

# RECOMMENDED CHANGES TO EQUIPMENT TECHNICAL PUBLICATIONS



THEN...JOT DOWN THE  
DOPE ABOUT IT ON THIS  
FORM. CAREFULLY TEAR  
IT OUT, FOLD IT AND  
DROP IT IN THE MAIL.

## SOMETHING WRONG WITH THIS PUBLICATION?

FROM: (PRINT YOUR UNIT'S COMPLETE ADDRESS)

DATE SENT

PUBLICATION NUMBER

TM 11-6625-291-20P

PUBLICATION DATE

6 August 1984

PUBLICATION TITLE Output Meters TS-  
585A/U, TS-585B/U, TS-585C/U and  
Audio Level Meter TS-585D/U

BE EXACT PIN-POINT WHERE IT IS

PAGE  
NO.

PARA-  
GRAPH

FIGURE  
NO.

TABLE  
NO.

IN THIS SPACE TELL WHAT IS WRONG  
AND WHAT SHOULD BE DONE ABOUT IT:

PRINTED NAME GRADE OR TITLE AND TELEPHONE NUMBER

SIGN HERE

DA FORM 2028-2  
JUL 79

PREVIOUS EDITIONS  
ARE OBSOLETE

P.S.-IF YOUR OUTFIT WANTS TO KNOW ABOUT YOUR  
RECOMMENDATION MAKE A CARBON COPY OF THIS  
AND GIVE IT TO YOUR HEADQUARTERS.

TEAR ALONG PERFORATED LINE

FILL IN YOUR  
UNIT'S ADDRESS

FOLD BACK

DEPARTMENT OF THE ARMY

OFFICIAL BUSINESS

Commander  
US Army Communications-Electronics Command  
and Fort Monmouth  
ATTN: DRSEL-ME-MP  
Fort Monmouth, New Jersey 07703-5007

TEAR ALONG PERFORATED LINE

By Order of the Secretary of the Army:

Official:

JOHN A. WICKHAM JR.  
*General, United States Army*  
*Chief of Staff*

ROBERT M. JOYCE  
*Major General, United States Army*  
*The Adjutant General*

**DISTRIBUTION:**

To be distributed in accordance with DA Form 12-36B, organizational requirements for TS-585A-D/U.









This fine document...

Was brought to you by me:



### [Liberated Manuals -- free army and government manuals](#)

Why do I do it? I am tired of sleazy CD-ROM sellers, who take publicly available information, slap “watermarks” and other junk on it, and sell it. Those masters of search engine manipulation make sure that their sites that sell free information, come up first in search engines. They did not create it... They did not even scan it... Why should they get your money? Why are not letting you give those free manuals to your friends?

I am setting this document FREE. This document was made by the US Government and is NOT protected by Copyright. Feel free to share, republish, sell and so on.

I am not asking you for donations, fees or handouts. If you can, please provide a link to [liberatedmanuals.com](http://liberatedmanuals.com), so that free manuals come up first in search engines:

<A HREF=<http://www.liberatedmanuals.com/>>Free Military and Government Manuals</A>

- Sincerely  
Igor Chudov  
<http://igor.chudov.com/>
- [Chicago Machinery Movers](#)