

ARMY TM 11-6625-2884-20P
NAVY NAVAIR 16-35TS3615-4.1

TECHNICAL MANUAL

**AVIATION UNIT MAINTENANCE REPAIR PARTS
AND SPECIAL TOOLS LIST**

FOR

TEST SET, COUNTERMEASURES SET

TS-3615/ALQ-136(V)

(NSN 6625-01-121-8984)

<p>This publication has been printed by the UNITED STATES ARMY PUBLICATIONS CENTER, ST. LOUIS, MISSOURI, to met your needs on a timely basis.</p>
--

DEPARTMENTS OF THE ARMY AND THE NAVY
30 MARCH 1984

Technical Manual
TM 11-6625-2884-20P
Technical Manual
NAVAIR 16-357S3615-4.1

TM 11-6625-2884-20P
NAVAIR 16-357S3615-4.1
DEPARTMENTS OF THE ARMY
AND THE NAVY

Washington, DC, 30 March 1984

**AVIATION UNIT MAINTENANCE
REPAIR PARTS AND SPECIAL TOOLS LIST
FOR
TEST SET, COUNTERMEASURES SET TS-3615/ALQ-136(V)
(NSN 6625-01-121-8984)
Current as of 2 February 1984**

REPORTING ERRORS AND RECOMMENDING IMPROVEMENTS

You can help improve this manual. If you find any mistakes or if you know of a way to improve the procedures, please let us know. Mail your letter, or DA Form 2028 (Recommended Changes to Publications and Blank Forms), or DA Form 2028-2 located in back of this manual direct to: Commander, US Army Communications-Electronics Command and Fort Monmouth, ATTN: ORSEL-ME-MP, Fort Monmouth, New Jersey 07703.

For Navy, mail comments to the Commander, Naval Electronics Systems Command, ATTN: ELEX 8122, Washington, DC 20380.

In either case a reply will be furnished direct to you.

Table of Contents

		Page	Illus Figure
Section	I. Introduction	1	
	II. Repair Parts List	5	
Group	00 Test Set, Countermeasures Set TS-M15/ALQ-136)	5	1
	Ancillary Equipment	5	1
	01 Status Panel Assembly	11	3
	02 Radio Frequency Modulation Assembly	13	4
	04 Control Panel Assembly	15	5
Section	III. Spatial Tools List (Not Applicable)		
	IV. National Stock Number and Part Number Index	16	

SECTION I INTRODUCTION

1. Scope

This manual lists spares and repair parts; special tools; special test, measurement, and diagnostic equipment (TMDE), and other special support equipment required for performance of aviation intermediate maintenance (AVUM) of the TS-3615/ALQ-136(V). It authorizes the requisitioning and issue of spares and repair parts as indicated by the source and maintenance codes.

2. General

This Repair Parts and Special Tools List is divided into the following sections:

a. *Section II. Repair Parts List.* A list of spares and repair parts authorized for use in the performance of maintenance. The list also includes parts which must be removed for replacement of the authorized parts. Parts lists are composed of functional groups in numeric sequence, with the parts in each group listed in figure and item number sequence.

b. *Section III. Special Tool List.* Not applicable.

c. *Section IV. National Stock Number and Part Number Index.* A list, in National item identification number (NIIN) sequence, of all National stock numbers (NSN) appearing in the listings, followed by a list, in alphanumeric sequence, of all part numbers appearing in the listings. National stock numbers and part numbers are cross-referenced to each illustration figure and item number appearance.

3. Explanation of Columns

a. *Illustration.* This column is divided as follows:

(1) *Figure number.* Indicates the figure number of the illustration on which the item is shown.

(2) *Item number.* The number used to identify item called out in the illustration.

b. *Source, Maintenance, and Recoverability (SMR) Codes.*

(1) *Source code.* Source codes indicate the manner of acquiring support items for maintenance, repair, or overhaul of end items. Source codes are entered in the first and second positions of the Uniform SMR Code format as follows:

Code

Definition

PA -Item procured and stocked for anticipated or known usage.

XC - Installation drawing, diagram, instruction sheet, field service drawing, that is identified by manufacturer's part number,

NOTE

Cannibalization or salvage may be used as a source of supply for any items source coded above except those coded XA and aircraft support items as restricted by AR 750-1.

(2) *Maintenance code.* Maintenance codes are assigned to indicate the levels of maintenance authorized to USE and REPAIR support items. The maintenance codes are entered in the third and fourth positions of the Uniform SMR Code format as follows:

(a) The maintenance code entered in the third position will indicate the lowest maintenance level authorized to remove, replace, and use the support item. The maintenance code entered in the third position will indicate one of the following levels of maintenance:

code

Application/Explanation

O - Support item is removed, replaced, used at the aviation unit maintenance level.

(b) The maintenance code entered in the fourth position indicates whether the item is to be repaired and identifies the lowest maintenance level with the capability to perform complete repair (i.e., all authorized maintenance functions). This position will contain one of the following maintenance codes:

code

Application/Explanation

Z - Nonreparable. No repair is authorized.

(3) *Recoverability code.* Recoverability codes are assigned to support items to indicate the disposition action on unserviceable items. The recoverability code is entered in the fifth position of the Uniform SMR Code format as follows:

Recoverability

codes

Definition

Z – Nonreparable item. When unserviceable, condemn and dispose at the level indicated in position 3.

c. National Stock Number. Indicates the National stock number assigned to the item and will be used for requisitioning purposes.

d. Part number. Indicates the primary number used by the manufacturer (individual, company, firm, corporation, or Government activity), which controls the design and characteristics of the item by means of its engineering drawings, specifications, standards, an inspection requirements to identify an item or range of items.

NOTE

When a stock numbered item is requisitioned, the repair part received may have a different part number than the part being replaced.

e. Federal Supply Code for Manufacturer (FSCM). The FSCM is a S-digit numeric code listed in SB708-41/42 which is used to identify the manufacturer, distributor, or Government agency, etc.

f. Description. Indicates the Federal item name and, if required, a minimum description to identify the item.

g. Unit of Measure (U/M.). Indicates the standard of the basic quantity of the listed item as used in performing the actual maintenance function. This measure is expressed by a two-character alphabetical abbreviation (e.g., ea, in pr, etc). When the unit of measure differs from the unit of issue, the lowest unit of issue that will satisfy the required units of measure will be requisitioned.

h. Quantity Incorporated in Unit. Indicates the quantity of the item used in the breakout shown on the illustration figure, which is prepared for a functional group, sub-functional group, or an assembly.

4. Special Information

a. The following publication pertains to the TS-3615/ALQ-136(V) and its components:
TM 11-6625-2884-12, Test Set, Countermeasures Set TS-3615/ALQ-136(V).

b. The illustrations in this manual are identical to those published in TM 11-625-2884-30P, Only those parts assigned the third position SMR maintenance code "C" or "O" are listed in the tabular listing; therefore, there may be a break in the item number sequence. Only illustrations containing aviation unit authorized items appear in this manual.

c. National stock numbers (NSN's) that are missing from P source coded items have been applied for and will be added to this TM by future change/revision when they are entered in the Army Master Data File (AMDF). Until the NSN's are established and published, submit exception requisitions to: Commander, US Army Communications-Electronics Command and Fort Monmouth, ATTN: DRSEL-MM, Fort Monmouth, NJ 07703 for the part required to support your equipment.

5. How to Locate Repair Parts

a. When National stock number or part number is unknown.

(1) *First* Using the table of contents, determine the functional group within which the item belongs. This is necessary since illustrations are prepared for functional groups and listings are divided into the same groups.

(2) *Second.* Find the illustration covering the functional group to which the item belongs.

(3) *Third.* Identify the item on the illustration and note the illustration figure and item number of the item.

(4) *Fourth.* Using the Repair Parts Listing, find the figure an item number noted on the illustration.

b. When National stock number or part number is known.

(1) *First.* Using the Index of National Stock Numbers and Part Numbers, find the pertinent National stock number or part number. This index is in NIIN sequence followed by a list of part numbers in alphameric sequence, cross-referenced to the illustration figure number and item number.

(2) *Second.* After finding the figure and item number, locate the figure and item number in the repair parts list.

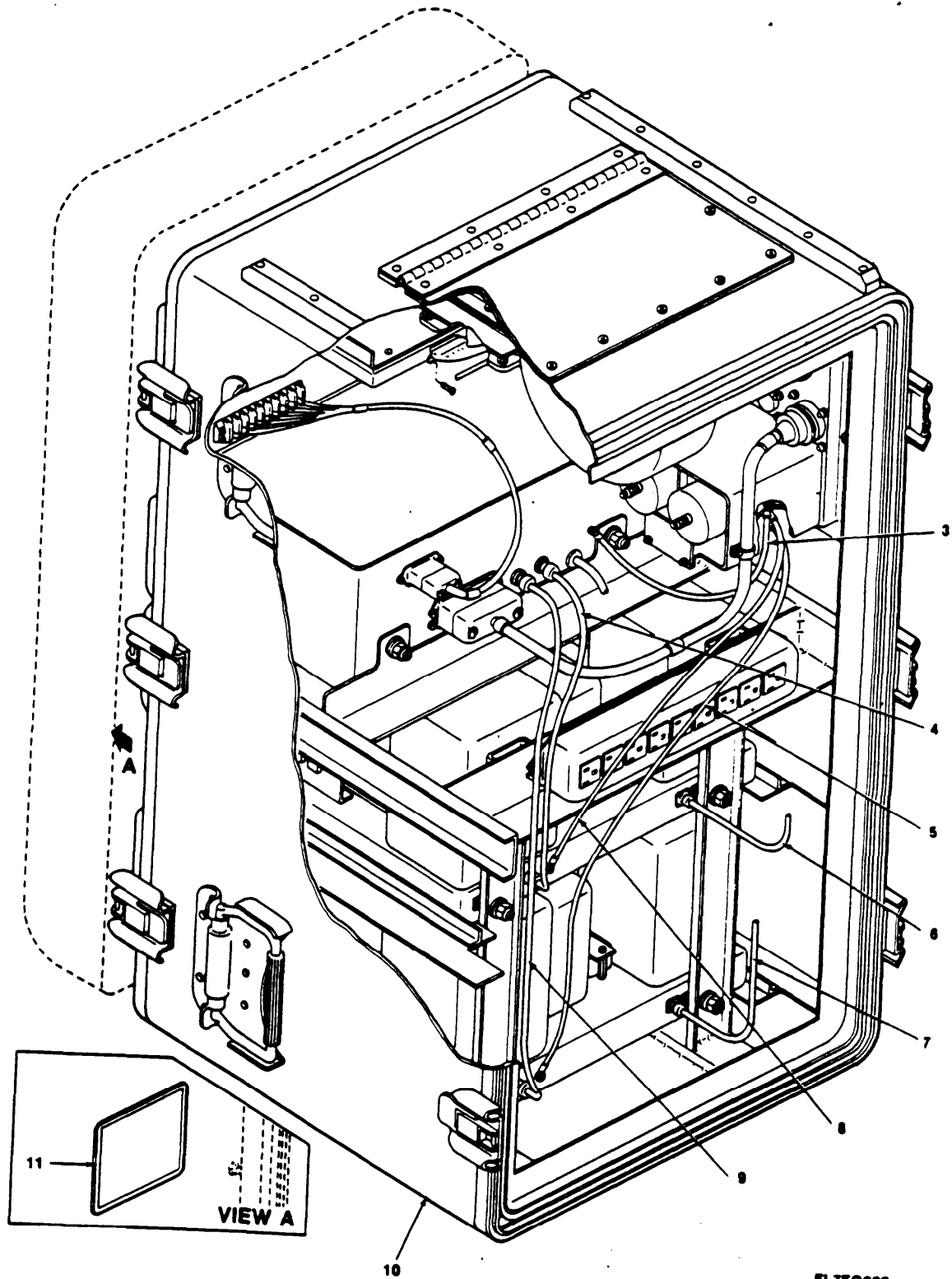
6. Abbreviation

Not applicable.

(Next printed page is 4)

SECTION II

TM 11-6625-2884-20P/NAVAIR 16-35TS3615-4.1



EL7FQ002

Figure 1. Test Set, Countermeasures Set TS-3615/ALQ-136 (V)

SECTION II				TM11-6625-2884-20P/NAVAIR 16-35TS3615-4.1			
(1)		(2)	(3)	(4)	(5)	(6)	(7) (8)
ILLUSTRATION				DESCRIPTION			QTY
(A)	(B)		NATIONAL				INC
FIG	ITEM	SMR	STOCK	PART			IN
NO	NO	CODE	NUMBER	FSCM	NUMBER	USABLE ON CODE U/M	UNIT
GROUP 00 TEST SET, COUNTERMEASURES SET							
TS-3615/ALQ-136(V)							
1	11	SCOZZ		80063	SM-8-919756	ANCILLARY EQUIP	EA 1

EL7FQ008

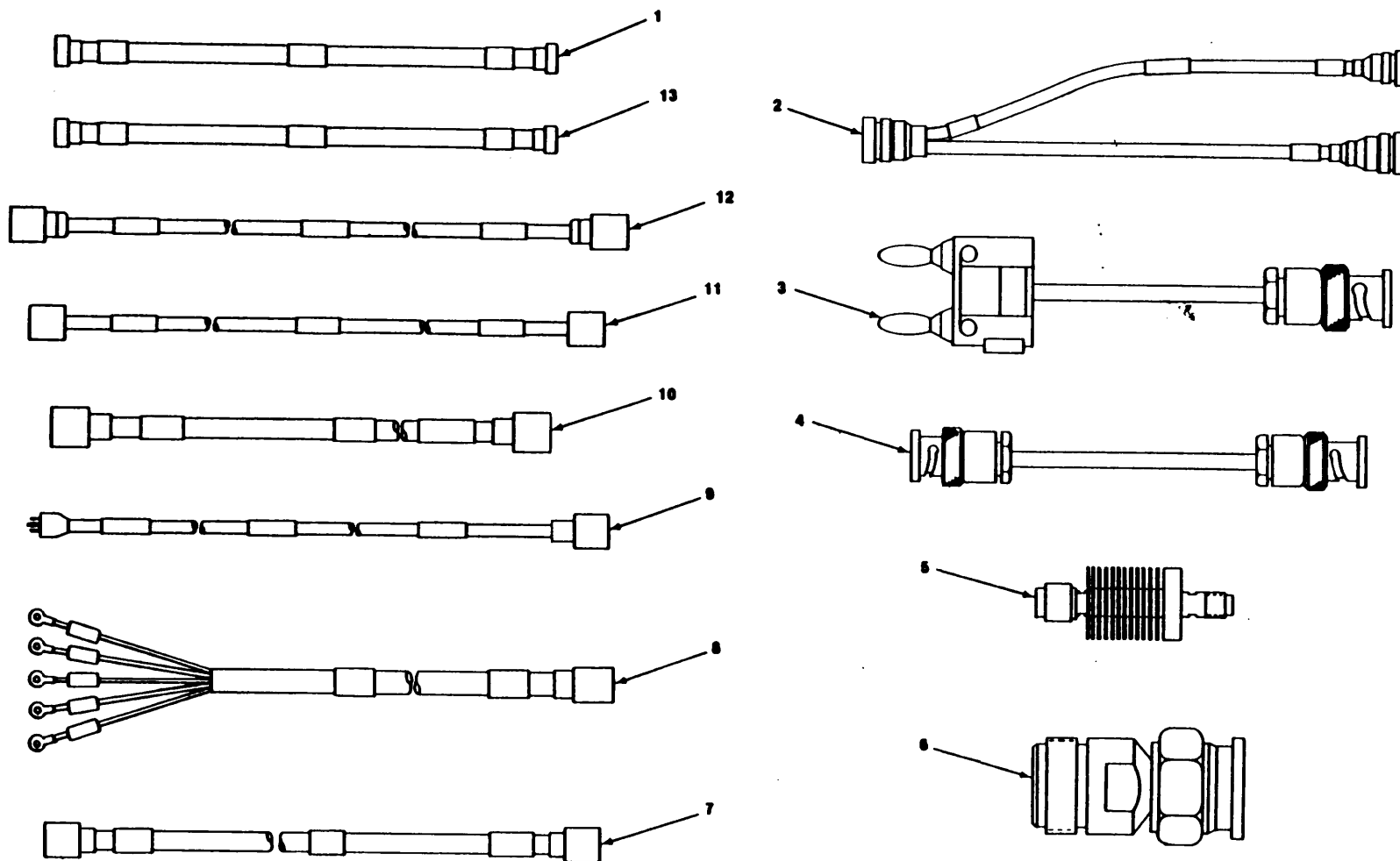
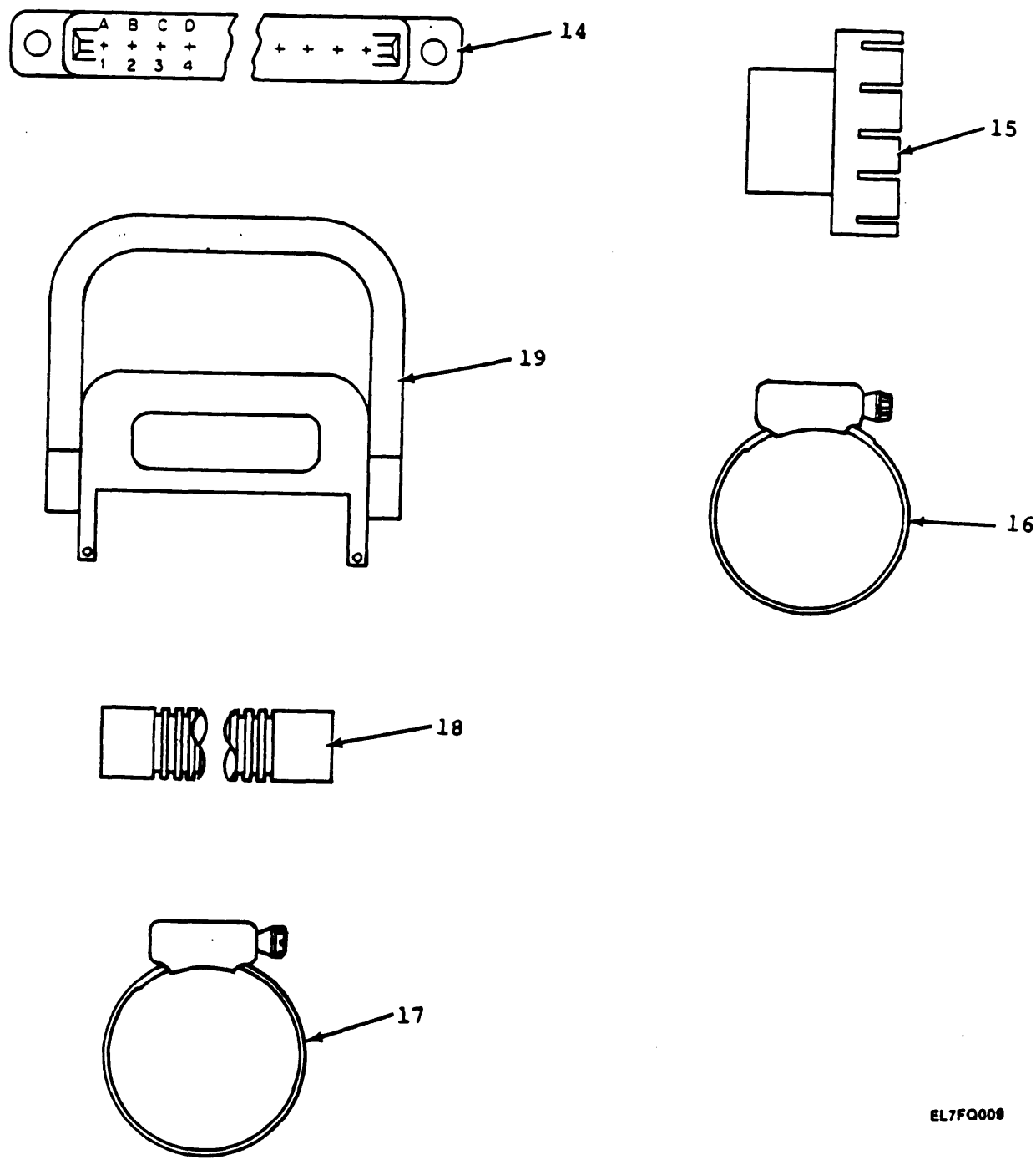


Figure 2. Ancillary Equipment (Sheet 1 of 2)



EL7FQ000

Figure 2. Ancillary Equipment (Shoot 2 of 2)

SECTION II				TM11-6625-2884-20P/NAVAIR 16-35TS3615-4.1					
(1)	(2)	(3)	(4)	(5)	(6)	(7)	(8)		
ILLUSTRATION									
(A)	(B)								
FIG	ITEM	SMR	NATIONAL	FSCM	PART	DESCRIPTION	USABLE ON CODE	U/M	QTY INC IN UNIT
NO	NO	CODE	STOCK NUMBER		NUMBER				
2	1	PAOZZ	5995-01-140-2812	88063	SM-C-919975	CABLE ASSEMBLY, RADI		EA	1
2	2	PAOZZ	5995-01-140-9305	80063	SM-C-919983	CABLE ASSEMBLY, RADI		EA	1
2	3	PAOZZ	4935-00-803-2881	05276	2BC-BNC-60	CABLE ASSEMBLY, RADI		EA	1
2	4	PAOZZ	5995-00-350-5322	05276	BNC-M-60	CABLE ASSEMBLY, RADI		EA	3
2	5	PAOZZ	5985-01-148-3161	34078	462	ATTENUATOR, FIXED		EA	1
2	6	PAOZZ	5935-01-118-9166	16179	3682-2311-02	ADAPTER, CONNECTOR		EA	1
2	7	PAOZZ	5995-01-140-9304	80063	SM-C-919982	CABLE ASSEMBLY, RADI		EA	1
2	8	PAOZZ	5995-01-140-9302	80063	SM-C-919981	CABLE ASSEMBLY, POWE		EA	1
2	9	PAOZZ	5995-01-140-9301	80063	SM-C-919980	CABLE ASSEMBLY, POWE		EA	1
2	10	PAOZZ	5995-01-140-2811	80063	SM-C-919979	CABLE ASSEMBLY, RADI		EA	1
2	11	PAOZZ	5995-01-140-2810	80063	SM-C-919978	CABLE ASSEMBLY, RADI		EA	1
2	12	PAOZZ	5995-01-140-2784	80063	SM-C-919977	CABLE ASSEMBLY, POWE		EA	1
2	13	PAOZZ	5995-01-140-2813	80063	SM-C-919976	CABLE ASSEMBLY, RADI		EA	1
2	14	PAOZZ	5935-00-355-4919	81349	M21097/21-163	CONNECTOR, RECEPACL		EA	2
2	15	PAOZZ	5865-01-140-2720	80063	SM-B-920145	ADAPTER, HOSE		EA	1
2	16	PAOZZ	4730-00-908-6292	96906	MS35842-14	CLAMP, HOSE		EA	1
2	17	PAOZZ	4730-00-909-8627	96906	MS35842-13	CLAMP, HOSE		EA	2
2	18	PAOZZ		80063	SM-B-920516	TUBING, NONMETALLIC		EA	1
2	19	PAOZZ	5999-01-148-3173	31447	8040	EXTRACTOR, ELECTRICA		EA	1

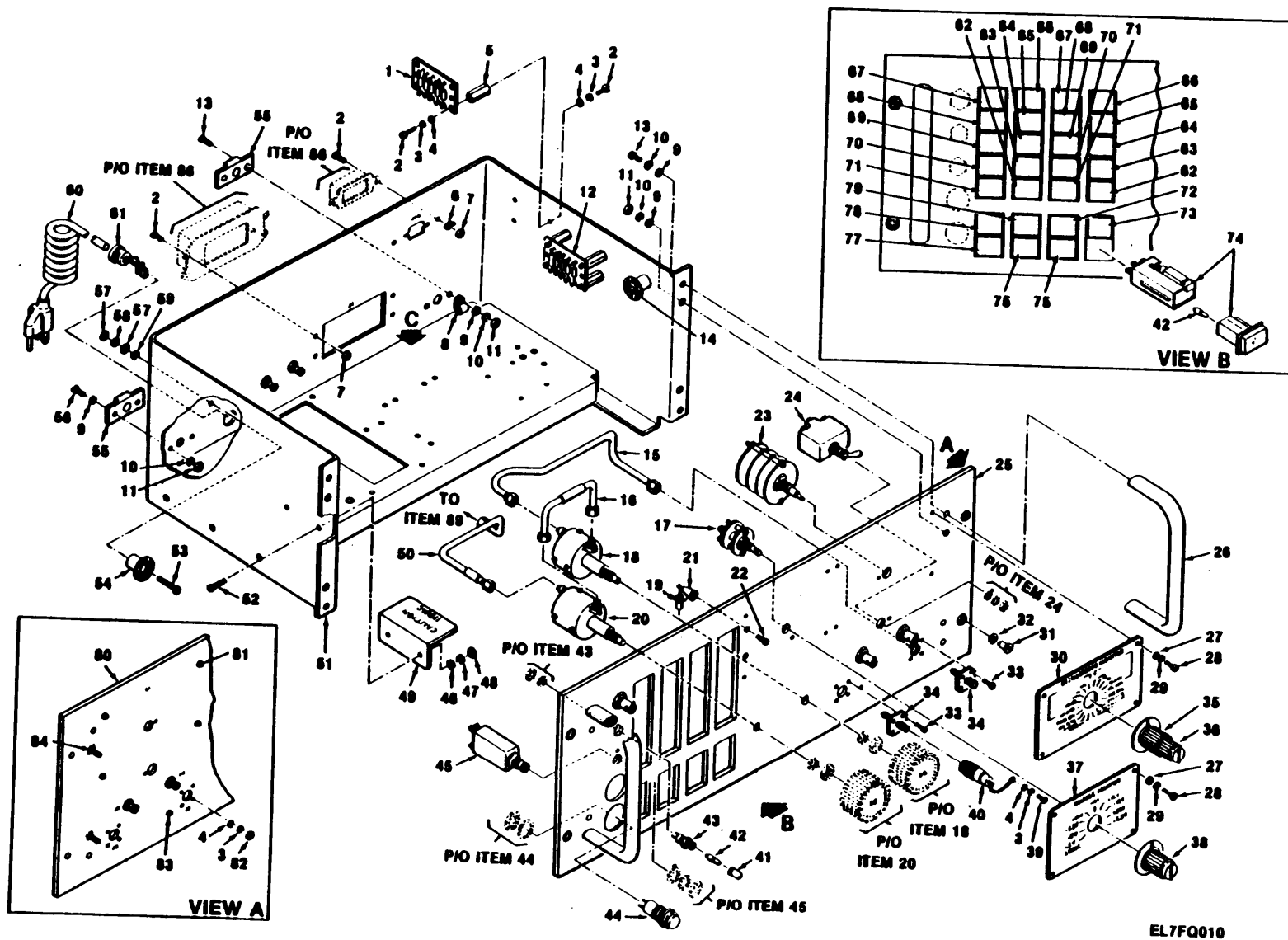


Figure 3. Status Panel Assembly.

SECTION II				TM11-6625-2884-20P/NAVAIR 16-35TS3615-4.1					
(1)		(2)	(3)	(4)	(5)	(6)			(7)
ILLUSTRATION				DESCRIPTION					(8)
(A)	(B)		NATIONAL						QTY
FIG	ITEM	SMR	STOCK	FSCM	PART				INC
NO	NO	CODE	NUMBER		NUMBER				IN
GROUP 01 STATUS PANEL ASSEMBLY									
3	35	PAOZZ	5355-00-482-4493	96906	MS91528-2F2BC	KNOB		EA	1
3	36	PAOZZ	5355-00-270-7278	96906	MS91528-1C3R	KNOB		EA	1
3	38	PAOZZ	5355-00-579-6390	96906	MS91528-2F2B	KNOB		EA	1
3	40	PAOZZ	5985-01-164-4399	16179	3101-4002-00	DUMMY LOAD, ELECTRIC		EA	1
3	41	PAOZZ	6210-00-023-7029	81349	LC12GT2	LENS, LIGHT		EA	1
3	42	PAOZZ	6240-00-851-4352	81348	WL111TRADEN0330	LAMP, INCANDESCENT		EA	1

EL7FQ012

12

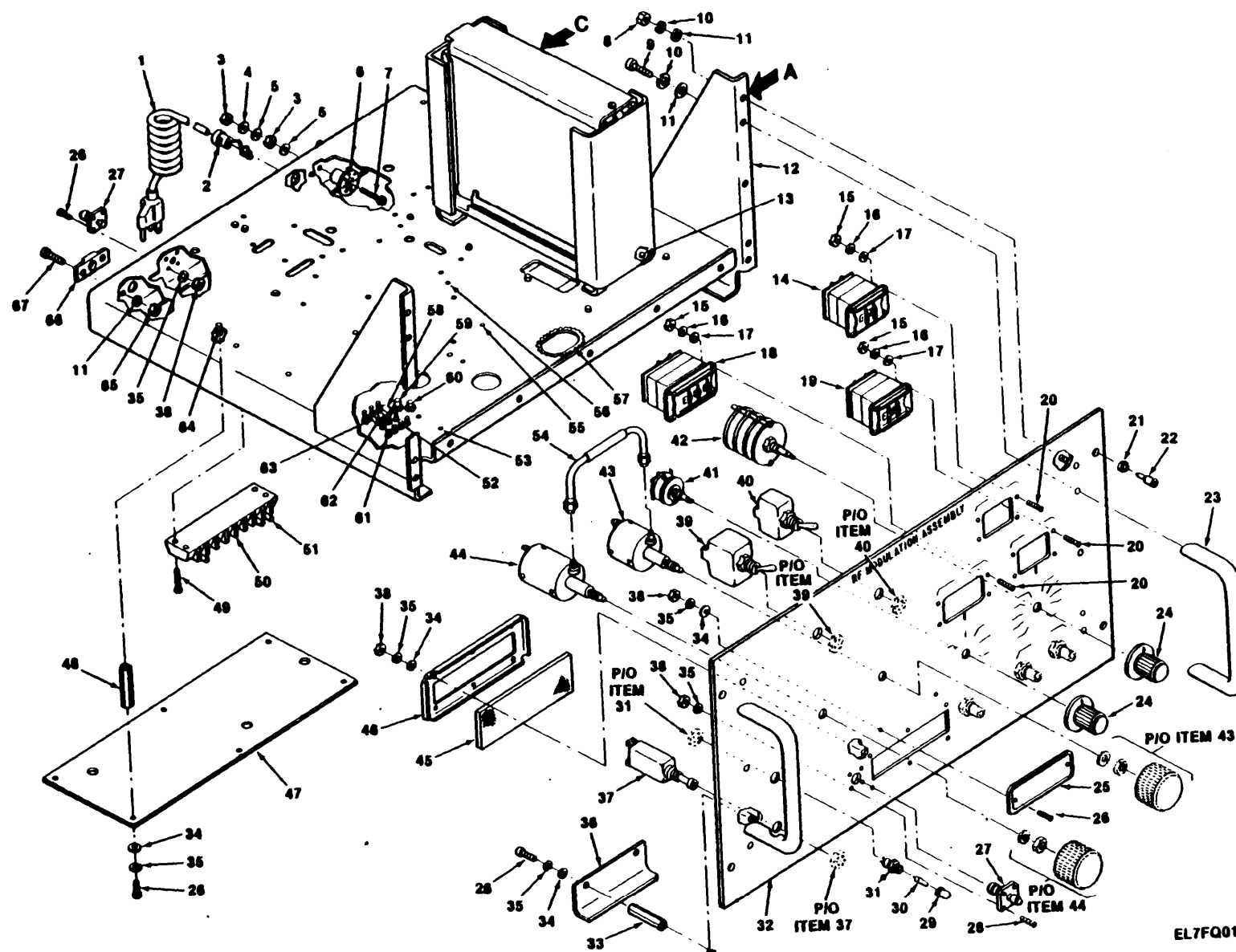


Figure 4. Radio Frequency Modulation Assembly

SECTION II			TM11-6625-2884-20P/NAVAIR 16-35TS3615-4.1						
(1)	(2)	(3)	(4)	(5)	(6)		(7)	(8)	
ILLUSTRATION					DESCRIPTION			QTY	
(A)	(B)		NATIONAL					INC	
FIG	ITEM	SMR	STOCK		PART			IN	
NO	NO	CODE	NUMBER	FSCM	NUMBER		USABLE ON CODE	U/M	UNIT
GROUP 02 RADIO FREQUENCY MODULATION									
ASSEMBLY									
4	24	PAOZZ	5355-00-579-6390	96906	MS91528-2F2B	KNOB	EA	2	
4	29	PAOZZ	6210-00-028-7029	81349	LC12GT2	LENS, LIGHT	EA	1	
4	30	PAOZZ	6240-00-851-4352	81348	WL1111TRADEN0330	LAMP, INCANDESCENT	EA	1	

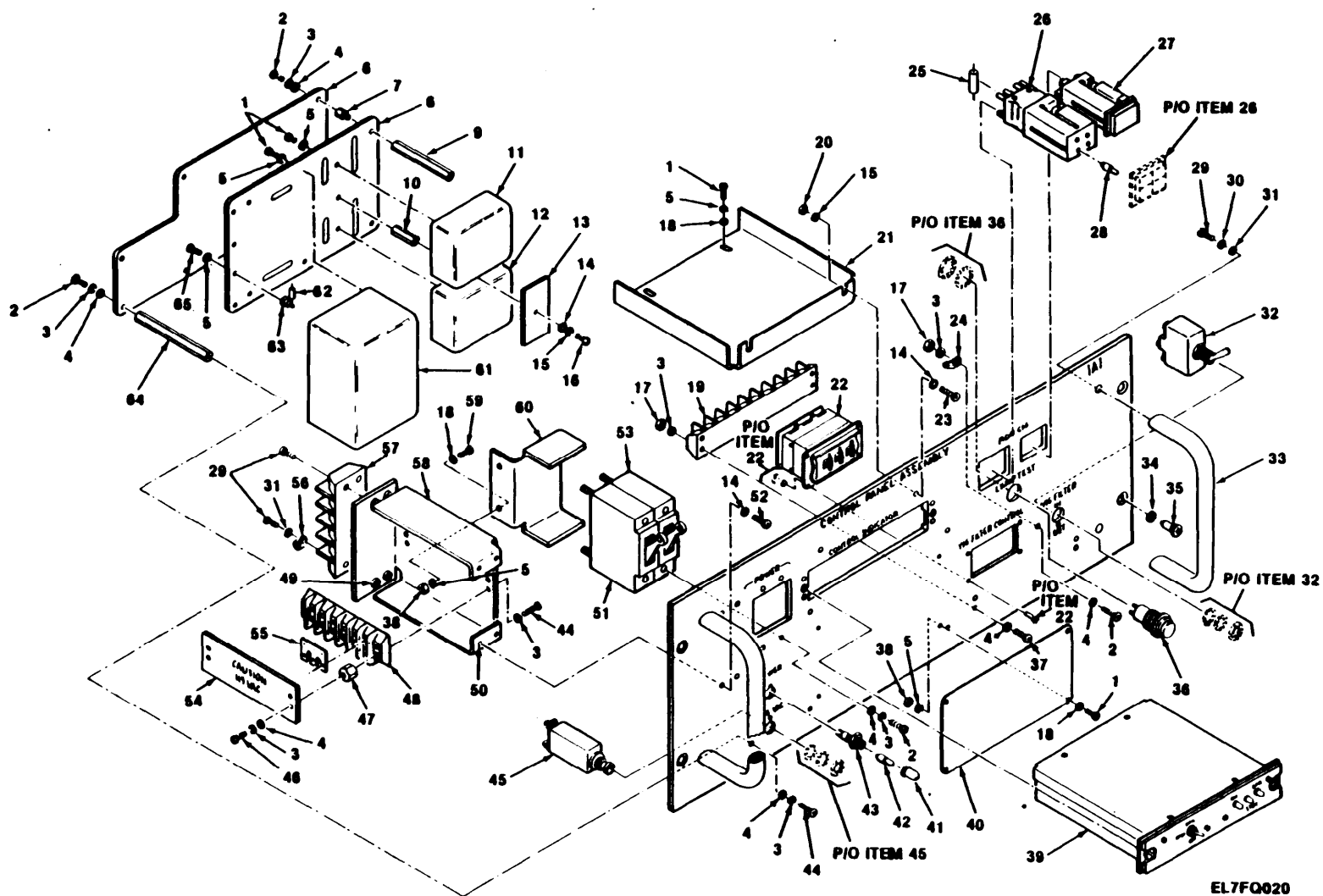


Figure 5. Control Panel Assembly

SECTION II				TM11-6625-2884-20P/NAVAIR 16-35TS3615-4.1					
(1)	(2)	(3)	(4)	(5)	(6)	(7)	(8)		
ILLUSTRATION					DESCRIPTION		QTY		
(A)	(B)		NATIONAL				INC		
FIG	ITEM	SMR	STOCK	PART			IN		
NO	NO	CODE	NUMBER	FSCM	NUMBER	USABLE ON CODE	U/M	UNIT	
GROUP 04 CONTROL PANEL ASSEMBLY									
5	28	PAOZZ	6240-00-763-7744	96906	MS25237-387	LAMP, INCANDESCENT	EA	4	
5	41	PAOZZ	6210-00-023-7029	81349	LC12GT2	LENS, LIGHT	EA	1	
5	42	PAOZZ	6240-00-851-4352	81348	WL1111TRADEN0330	LAMP, INCANDESCENT	EA	1	

SECTION IV

TM11-6625-2884-20P/NAVAIR 16-35TS3615-4.1

NATIONAL STOCK NUMBER AND PART NUMBER INDEX

	STOCK NUMBER	ITEM NO	STOCK NUMBER	FIGURE NO	ITEM NO
6210-00-023-7029	3	41	4730-00-909-8627	2	17
6210-00-023-7029	4	29	5935-01-118-9166	2	6
6210-00-023-7029	5	41	5865-01-140-2720	2	15
5355-00-270-7278	3	36	5995-01-140-2784	2	12
5995-00-350-5322	2	4	5995-01-140-2810	2	11
5935-00-355-4919	2	14	5995-01-140-2811	2	10
5355-00-482-4493	3	35	5995-01-140-2812	2	1
5355-00-579-6390	3	38	5995-01-140-2813	2	13
5355-00-579-6390	4	24	5995-01-140-9301	2	9
6240-00-763-7744	5	28	5995-01-140-9302	2	8
4935-00-803-2881	2	3	5995-01-140-9304	2	7
6240-00-851-4352	3	42	5995-01-140-9305	2	2
6240-00-851-4352	4	30	5985-01-148-3161	2	5
6240-00-851-4352	5	42	5999-01-148-3173	2	19
4730-00-908-6292	2	16	5985-01-164-4399	3	40

FSCM	PART NUMBER	FIGURE NO	ITEM NO	FSCM	PART NUMBER	FIGURE NO	ITEM NO
05276	BNC-M-60	2	4	80063	SM-C-919977	2	12
81349	LC12GT2	3	41	80063	SM-C-919978	2	11
81349	LC12GT2	4	29	80063	SM-C-919979	2	10
81349	LC12GT2	5	41	80063	SM-C-919980	2	9
96906	MS25237-387	5	28	80063	SM-C-919981	2	8
96906	MS35842-13	2	17	80063	SM-C-919982	2	7
96906	MS35842-14	2	16	80063	SM-C-919983	2	2
96906	MS91528-1C3R	3	36	81348	WL111TRADEN0330	3	42
96906	MS91528-2F2B	3	38	81348	WL111TRADEN0330	4	30
96906	MS91528-2F2B	4	24	81348	WL111TRADEN0330	5	42
96906	MS91528-2F2BC	3	35	05276	2BC-BNC-60	2	3
81349	M21097/21-163	2	14	16179	3101-4002-00	3	40
80063	SM-B-920145	2	15	16179	3682-2311-02	2	4
80063	SM-B-920516	2	18	34078	462	2	5
80063	SM-C-919975	2	1	31447	8040	2	19
80063	SM-C-919976	2	13				

This fine document...

Was brought to you by me:



[Liberated Manuals -- free army and government manuals](#)

Why do I do it? I am tired of sleazy CD-ROM sellers, who take publicly available information, slap “watermarks” and other junk on it, and sell it. Those masters of search engine manipulation make sure that their sites that sell free information, come up first in search engines. They did not create it... They did not even scan it... Why should they get your money? Why are not letting you give those free manuals to your friends?

I am setting this document FREE. This document was made by the US Government and is NOT protected by Copyright. Feel free to share, republish, sell and so on.

I am not asking you for donations, fees or handouts. If you can, please provide a link to liberatedmanuals.com, so that free manuals come up first in search engines:

<A HREF=<http://www.liberatedmanuals.com/>>Free Military and Government Manuals

- Sincerely
Igor Chudov
<http://igor.chudov.com/>
- [Chicago Machinery Movers](#)