

---

TECHNICAL MANUAL

ORGANIZATIONAL MAINTENANCE REPAIR PARTS AND SPECIAL TOOLS LISTS  
FOR

**TEST SET, LASER INFRARED OBSERVATION DEVICE TS-3620/GVS-5  
(NSN 5860-01-052-9477)**

---

**HEADQUARTERS, DEPARTMENT OF THE ARMY**

OCTOBER 1979

TECHNICAL MANUAL }  
No. 11-6625-2684-20P }

HEADQUARTERS  
DEPARTMENT OF THE ARMY  
WASHINGTON, DC, 18 October 1979

**ORGANIZATIONAL MAINTENANCE REPAIR PARTS AND SPECIAL TOOLS LISTS  
FOR  
TEST SET, LASER INFRARED OBSERVATION DEVICE TS-3620/GVS-5  
(NSN 5860-01-052-9477)**

*Current as of 4 May 1979*

**REPORTING ERRORS AND RECOMMENDED IMPROVEMENTS**

You can help improve this manual. If you find any mistakes or if you know of a way to improve the procedures, please let us know.

Mail your letter, DA Form 2028 (Recommended Changes to Publications and Blank Forms), or DA Form 2028-2 located in back of this manual direct to: Commander, US Army Communications and Electronics Materiel Readiness Command, ATTN: DRSEL-ME-MQ, Fort Monmouth, NJ 07703.

In either case, a reply will be furnished direct to you.

**Table of Contents**

	Page	Illus Figure
SECTION I. Introduction . . . . .	1	
II. Repair Parts List . . . . .	5	
Group 00 Test Set, Laser Infrared Observation Device TS-3620/GVS-5 . . . . .	5	1
01 Electronic Test Set Assembly . . . . .	9	2
0101 Electronic Board Assembly A2 (no parts authorized)		
0102 Power Supply Board Assembly A3 (no parts authorized)		
0103 Transmitter/Receiver Assembly A1 (no parts authorized)		
010301 Housing Assembly, Optics (no parts authorized)		
010302 Transmitter/Receiver Board A1A1 (no parts authorized)		
02 Cable Assembly, Adapter . . . . .	11	3
03 Case Assembly, Combination (no parts authorized)		
04 Alignment Bracket Assembly (no parts authorized)		
05 Cable Assembly, AC Power (no parts authorized)		
SECTION III. Special Tools List (Not applicable)		
IV. National Stock Number and Part Number Index . . . . .	12	

## SECTION 1 INTRODUCTION

### 1. Scope

This manual lists spares and repair parts; special tools; special test, measurement, and diagnostic equipment (TMDE), and other special support equipment required for performance of organizational maintenance of the TS-3620/GVS-5. It authorizes the requisitioning and issue of spares and repair parts as indicated by the source and maintenance codes.

### 2. General

This Repair Parts and Special Tools Lists is divided into the following sections:

*a. Section II. Repair Parts List.* A list of spares and repair parts authorized for use in the performance of maintenance. The list also includes parts which must be removed for replacement of the authorized parts. Parts lists are composed of functional groups in numeric sequence, with the parts in each group listed in figure and item number sequence.

*b. Section III. Special Tools List.* Not applicable.

*c. Section IV. National Stock Number and Part Number Index.* A list, in National item identification number (NIIN) sequence, of all National stock numbers (NSN) appearing in the listings, followed by a list, in alphameric sequence, of all part numbers appearing in the listings. National stock numbers and part numbers are cross-referenced to each illustration figure and item number appearance.

### 3. Explanation of Columns

*a. Illustration.* This column is divided as follows:

(1) *Figure number.* Indicates the figure number of the illustration on which the item is shown.

(2) *Item number.* The number used to identify item called out in the illustration.

*b. Source, Maintenance, and Recoverability (SMR) Codes.*

(1) *Source code.* Source codes indicate the manner of acquiring support items for maintenance, repair, or overhaul of end items. Source codes are entered in the first and second positions of the Uniform SMR Code format as follows:

Code	Definition
------	------------

PA —	Item procured and stocked for anticipated or known usage.
------	---

#### NOTE

Cannibalization or salvage may be used as a source of supply for any items source

coded above except those coded XA and aircraft support items as restricted by AR 700-42.

(2) *Maintenance code.* Maintenance codes are assigned to indicate the levels of maintenance authorized to USE and REPAIR support items. The maintenance codes are entered in the third and fourth positions of the Uniform SMR Code format as follows:

(a) The maintenance code entered in the third position will indicate the lowest maintenance level authorized to remove, replace, and use the support item. The maintenance code entered in the fourth position will indicate one of the following levels of maintenance:

Code	Application/Explanation
------	-------------------------

O —	Support item is removed, replaced, used at the organizational level.
-----	--

(b) The maintenance code entered in the fourth position indicates whether the item is to be repaired and identifies the lowest maintenance level with the capability to perform complete repair (i.e., all authorized maintenance functions). This position will contain one of the following maintenance codes:

Code	Application/Explanation
------	-------------------------

F —	The lowest maintenance level capable of complete repair of the support item is the direct support level.
-----	--

Z —	Nonreparable. No repair is authorized.
-----	--

(3) *Recoverability code.* Recoverability codes are assigned to support items to indicate the disposition action on unserviceable items. The recoverability code is entered in the fifth position of the Uniform SMR Code format as follows:

Recoverability Codes	Definition
----------------------	------------

Z —	Nonreparable item. When unserviceable, condemn and dispose at the level indicated in position 3.
-----	--

F —	Reparable item. When uneconomically repairable, condemn and dispose at the direct support level.
-----	--

*c. National Stock Number.* Indicates the National stock number assigned to the item and will be used for requisitioning purposes.

*d. Part Number.* Indicates the primary number used by the manufacturer (individual, company, firm, corporation, or Government activity), which controls the design and characteristics of the item by means of its engineering drawings, specifications, standards, and inspection requirements to identify an item or range of items.

**NOTE**

When a stock numbered item is requisitioned, the repair part received may have a different part number than the part being replaced.

*e. Federal Supply Code for Manufacturer (FSCM).* The FSCM is a 5-digit numeric code listed in SB 708-42 which is used to identify the manufacturer, distributor, or Government agency, etc.

*f. Description.* Indicates the Federal item name and, if required, a minimum description to identify the item.

*g. Unit of Measure (U/M).* Indicates the standard of the basic quantity of the listed item as used in performing the actual maintenance function. This measure is expressed by a two-character alphabetical abbreviation (e.g., ea, in, pr, etc). When the unit of measure differs from the unit of issue, the lowest unit of issue that will satisfy the required units of measure will be requisitioned.

*h. Quantity Incorporated in Unit.* Indicates the quantity of the item used in the breakout shown on the illustration figure, which is prepared for a functional group, subfunctional group, or an assembly.

#### 4. Special Information

*a.* The following publication pertains to the TS-3620/GVS-5 and its components:  
TM 11-6625-2684-12, Test Set, Laser Infrared Observation Device TS-3620/GVS-5 (NSN 5860-00-052-9477).

*b.* The illustrations in this manual are identical to those published in TM 11-6625-2684-30P. Only those parts assigned the third position SMR maintenance code "O" is listed in the tabular listing; therefore, there may be a break in the item number sequence. Only illustrations containing organizational authorized items appear in this manual.

*c.* National stock numbers (NSN's) that are

missing from P source coded items have been applied for and will be added to this TM by future change/revision when they are entered in the Army Master Data File (AMDF). Until the NSN's are established and published, submit exception requisitions to: Commander, US Army Communications and Electronics Materiel Readiness Command, ATTN: DRSEL-MM, Fort Monmouth, New Jersey 07703 for the part required to support your equipment.

#### 5. How to Locate Repair Parts

*a.* When National stock number or part number is unknown.

(1) *First.* Using the table of contents, determine the functional group within which the item belongs. This is necessary since illustrations are prepared for functional groups and listings are divided into the same groups.

(2) *Second.* Find the illustration covering the functional group to which the item belongs.

(3) *Third.* Identify the item on the illustration and note the illustration figure and item number of the item.

(4) *Fourth.* Using the Repair Parts Listing, find the figure and item number noted on the illustration.

*b.* When National stock number or part number is known.

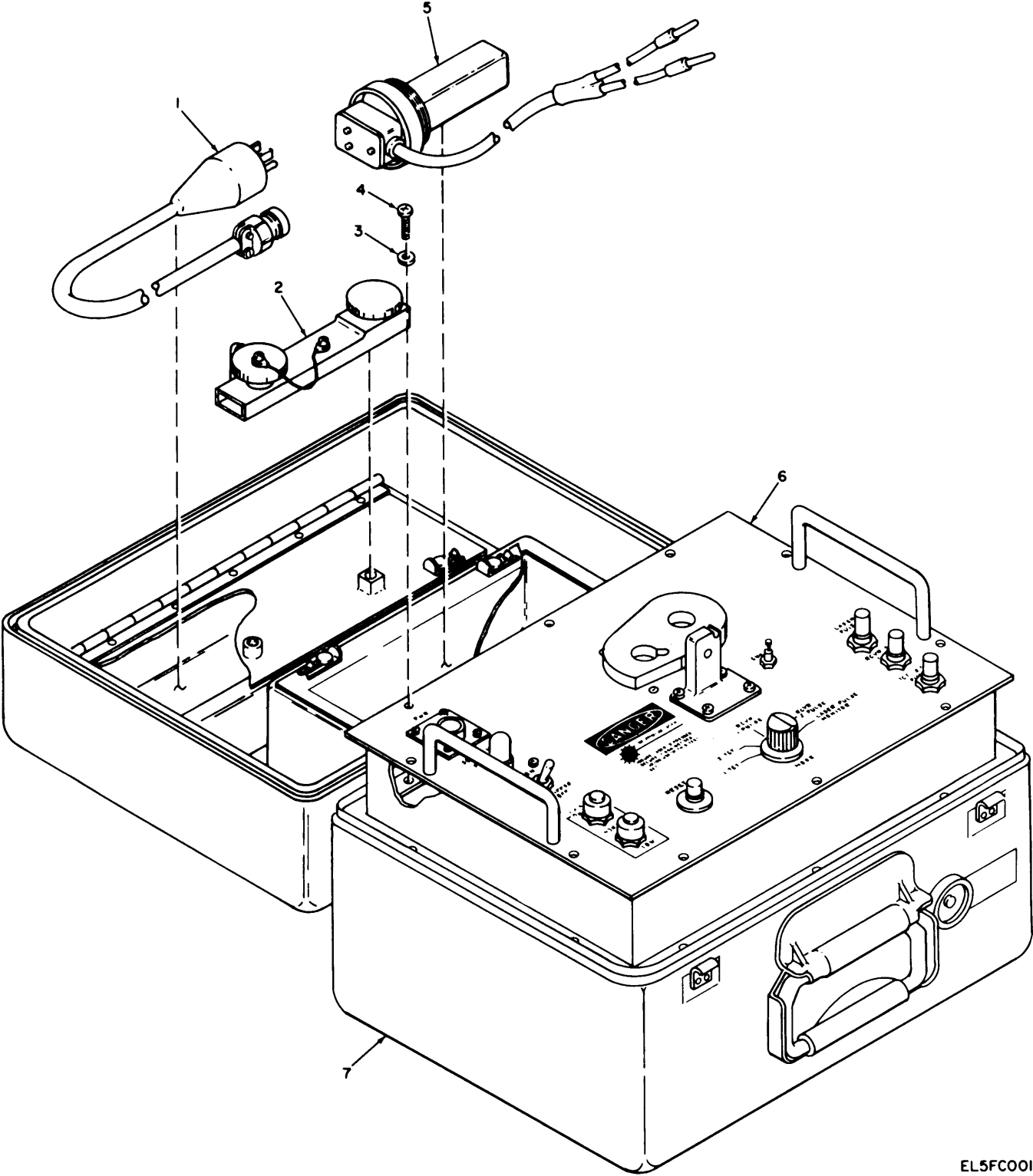
(1) *First.* Using the Index of National Stock Numbers and Part Numbers, find the pertinent National stock number or part number. This index is in NIIN sequence followed by a list of part numbers in alphameric sequence, cross-referenced to the illustration figure number and item number.

(2) *Second.* After finding the figure and item number, locate the figure and item number in the repair parts list.

#### 6. Abbreviations

Not applicable.

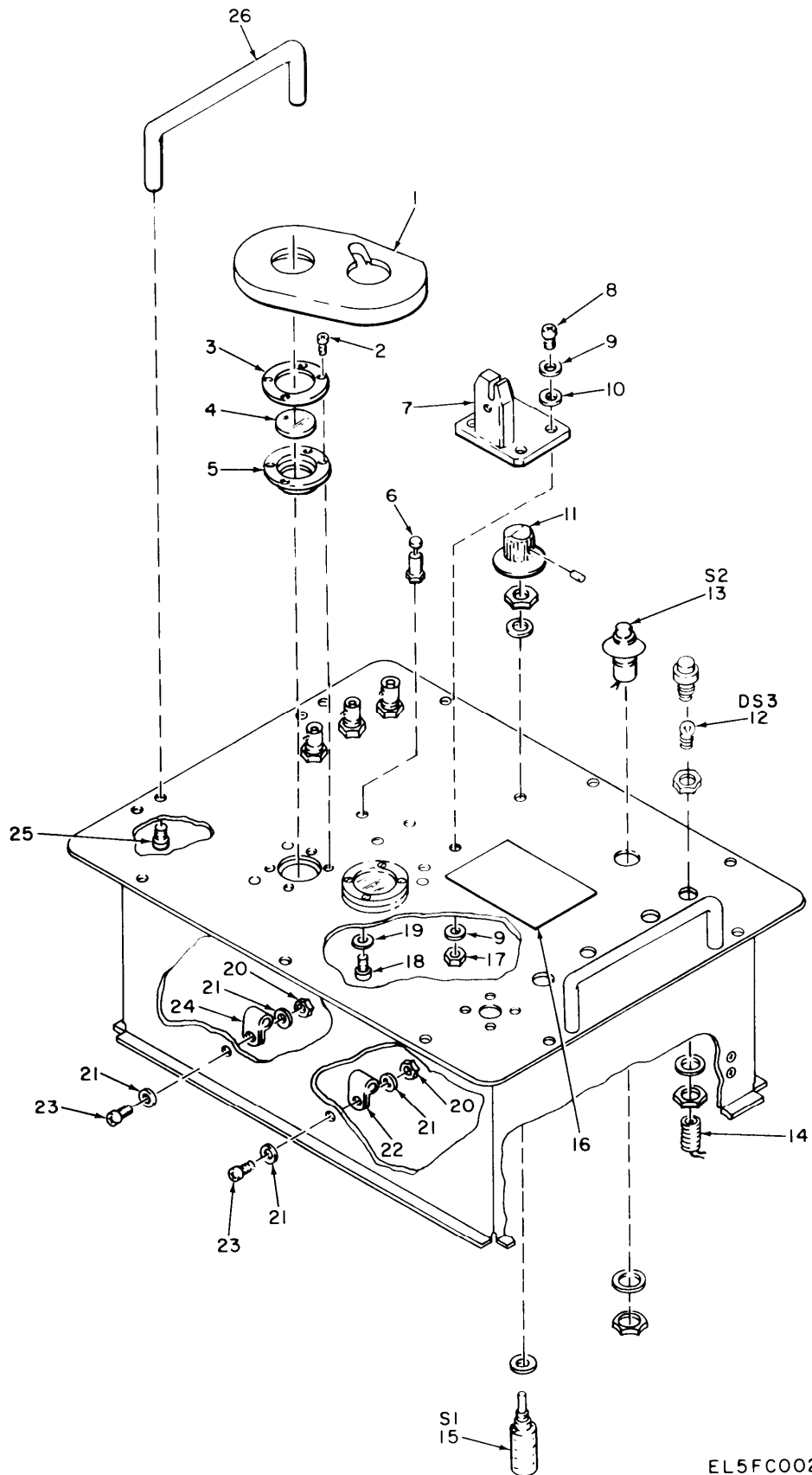
(Next printed page is 4)



EL5FC001

Figure 1. Test Set, Laser Infrared Observation Device TS-3620/GVS-5.

SECTION II						TM11-6625-2684-20P			
(1)	(2)	(3)	(4)	(5)	(6)	(7)	(8)		
ILLUSTRATION							QTY		
(A)	(B)		NATIONAL		DESCRIPTION		INC		
FIG	ITEM	SMR	STOCK	PART			IN		
NO	NO	CODE	NUMBER	NUMBER	FSCM	USABLE ON CODE	U/M	UNIT	
GROUP 00 TEST SET, LASER INFRARED									
OBSERVATION DEVICE TS-3620/GVS-5									
1	1	PAOZZ	6150-01-058-6591	MS2548-2	96906	CABLE ASSEMBLY, POWE	EA	1	
1	2	PAOFF	5860-01-070-8990	SM-D-852374	80063	BRACKET ASSEMBLY, AL	EA	1	
1	5	PAOFF	5860-01-070-8989	SM-D-852433	80063	ADAPTER, CABLE ASSEM	EA	1	



EL5FC002

Figure 2. Electronic Test Set Assembly (Sheet 1 of 2).

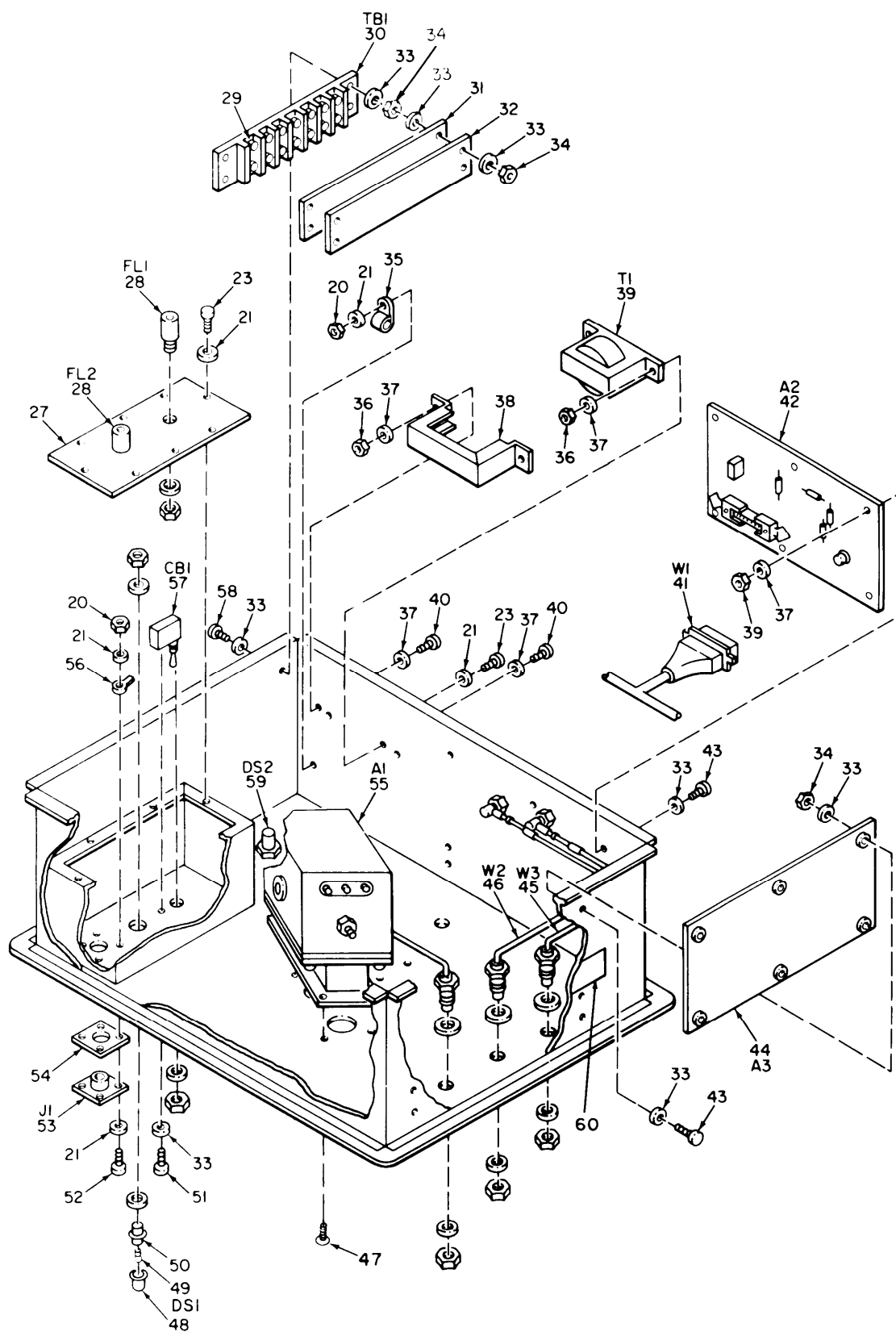
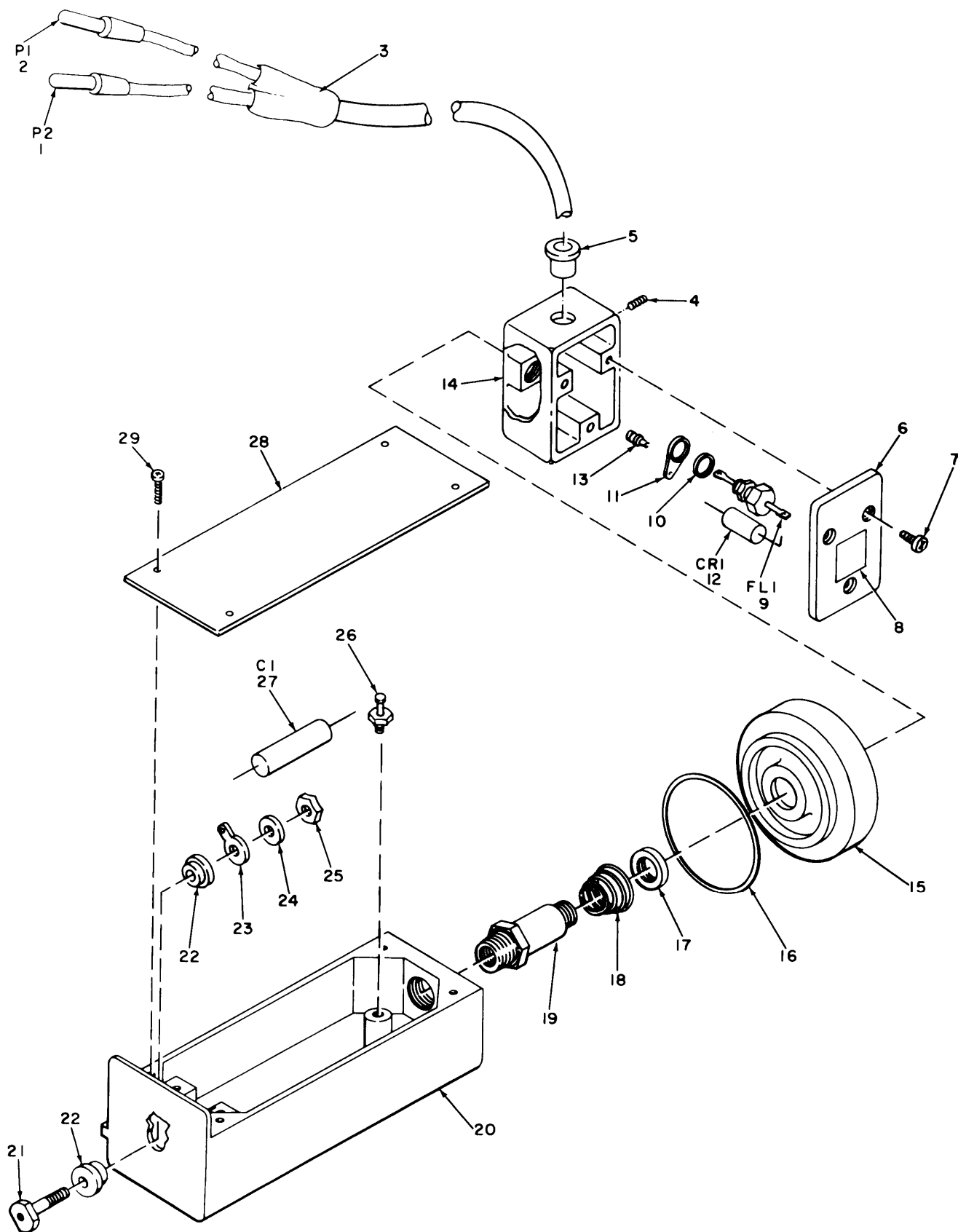


Figure 2. Elect Electronic Test Set Assembly (Sheet 2 of 2).



SECTION II (1) ILLUSTRATION (A) (B) FIG ITEM NO NO		(2) SMR CODE	(3) NATIONAL STOCK NUMBER	(4) PART NUMBER	(5) FSCM	TM11-6625-2684-20P (6) DESCRIPTION	USABLE ON CODE	(7) U/M	(8) QTY INC IN UNIT
GROUP 01 ELECTRONIC TEST SET ASSEMBLY									
2	11	PAOZZ	5355-00-682-6753	MS91528-1F1B	96906	KNOB		EA	1
2	12	PAOZZ	6240-00-155-7857	MS25237-328	96906	LAMP, INCANDESCENT		EA	2
2	16	PAOZZ	7690-01-071-9347	SM-C-882399	80063	LABEL		EA	1
2	48	PAOZZ	6210-00-246-4888	LC33RN2	81349	LENS, LIGHT		EA	1
2	49	PAOZZ	6240-00-892-4420	MS25252C7A	96906	LAMP, GLOW		EA	1
2	60	PAOZZ		SMC955584	80063	LABEL		EA	1



EL5FC008

Figure 3. Cable Assembly, Adapter.

SECTION II						TM11-6625-2684-20P			
(1)	(2)	(3)	(4)	(5)	(6)	(7)	(8)		
ILLUSTRATION									
(A)	(B)		NATIONAL		DESCRIPTION				
FIG	ITEM	SMR	STOCK	PART					
NO	NO	CODE	NUMBER	NUMBER	FSCM	USABLE ON CODE	U/M	UNIT	
						GROUP 02 CABLE ASSEMBLY,ADAPTER			
3	8	PAOZZ	7690-01-074-5965	SM-C-852288	80063	LABEL	EA	1	

NOTE: LATEST PART NUMBER ASSIGNMENT IS INCLUDED AT END OF INDEX.

STOCK NUMBER	FIGURE NO	ITEM NO	STOCK NUMBER	FIGURE NO	ITEM NO
6240-00-155-7857	2	12	5860-01-070-8989	1	5
6210-00-246-4888	2	48	5860-01-070-8990	1	2
5355-00-682-6753	2	11	7690-01-071-9347	2	16
6240-00-892-4420	2	49	7690-01-074-5965	3	8
6150-01-058-6591	1	1			

PART NUMBER	FSCM	FIG NO	ITEM NO	PART NUMBER	FSCM	FIG NO	ITEM NO
LC33RN2	81349	2	48	SM-C-852288	80063	3	8
MS25237-328	96906	2	12	SM-C-882399	80063	2	16
MS25252C7A	96906	2	49	SM-D-852374	80063	1	2
MS2548-2	96906	1	1	SM-D-852433	80063	1	5
MS91528-1F1B	96906	2	11				

LATEST PART NUMBER ASSIGNMENT

PART NUMBER	FSCM	FIG NO	ITEM NO
SMC955584	80063	2	60



# SOMETHING WRONG WITH THIS MANUAL?

THEN...JOT DOWN THE  
DOPE ABOUT IT ON THIS  
FORM, TEAR IT OUT, FOLD  
IT AND DROP IT IN THE  
MAIL!

FROM: (YOUR UNIT'S COMPLETE ADDRESS)

Commander  
Stateside Army Depot  
ATTN: AMSTA-US  
Stateside, N.J. 07703

DATE 4 April 1978

PUBLICATION NUMBER

TM 11-5840-340-14&amp;P

DATE

23 Jan 74

TITLE

Radar Set, W/PLC-76

BE EXACT...PIN-POINT WHERE IT IS

IN THIS SPACE TELL WHAT IS WRONG  
AND WHAT SHOULD BE DONE ABOUT IT:

PAGE NO.	PARA- GRAPH	FIGURE NO.	TABLE NO.
-------------	----------------	---------------	--------------

2-25	2-28		
------	------	--	--

Recommend that the installation antenna alignment procedure be changed throughout to specify a 2° IFF antenna lag rather than 1°.

REASON: Experience has shown that with only a 1° lag, the antenna servo system is too sensitive to wind gusting in excess of 45 knots, and has a tendency to rapidly accelerate and decelerate as it hunts, causing strain to the drive train. Hunting is minimized by adjusting the lag to 2° without degradation of operation.

3-10	3-3		
------	-----	--	--

3-1

Item 5, Function column. Change "2 db" to "3db."

REASON: The adjustment procedure for the TRANS POWER FAULT indicator calls for a 3 db (500 watts) adjustment to light the TRANS POWER FAULT indicator.

5-6	5-8		
-----	-----	--	--

Add new step f.1 to read, "Replace cover plate removed in step e.1, above."

REASON: To replace the cover plate.

E-5			
-----	--	--	--

For item 2, change the NSN to read: 5835-00-134-9186.

REASON: Accuracy.

E-8			
-----	--	--	--

E-3

Identify the cover on the junction box (item no. 5).

REASON: It is a separate item and is not called out on figure 19.

E-9			
-----	--	--	--

Add the cover of the junction box as an item in the listing for figure 19.

REASON: Same as above.

TYPED NAME, GRADE OR TITLE, AND TELEPHONE NUMBER

SSG I. M. DeSpirito 999-1776

SIGN HERE:

DA FORM 2028-2

1 AUG 74

P.S.--IF YOUR OUTFIT WANTS TO KNOW ABOUT YOUR MANUAL "FINE" MAKE  
A CARBON COPY OF THIS AND GIVE IT TO YOUR HEADQUARTERS.

TEAR ALONG DOTTED LINE



# SOMETHING WRONG WITH THIS MANUAL?

THEN...JOT DOWN THE  
DOPE ABOUT IT ON THIS  
FORM, TEAR IT OUT, FOLD  
IT AND DROP IT IN THE  
MAIL!

FROM: (YOUR UNIT'S COMPLETE ADDRESS)

DATE

PUBLICATION NUMBER

TM 11-6625-2684-20P

DATE

18 Oct 79

TITLE

TEST SET, LASER INFRARED OBSERVA-  
TION DEVICE TS-3620/GVS-5

BE EXACT...PIN-POINT WHERE IT IS

IN THIS SPACE TELL WHAT IS WRONG  
AND WHAT SHOULD BE DONE ABOUT IT:

PAGE  
NO.

PARA-  
GRAPH

FIGURE  
NO.

TABLE  
NO.

TEAR ALONG DOTTED LINE

TYPED NAME, GRADE OR TITLE, AND TELEPHONE NUMBER

SIGN HERE:

DA FORM 2028-2  
1 AUG 74

P.S.--IF YOUR OUTFIT WANTS TO KNOW ABOUT YOUR MANUAL "FIND" MAKE  
A CARBON COPY OF THIS AND GIVE IT TO YOUR HEADQUARTERS.

FILL IN YOUR  
UNIT'S ADDRESS

FOLD BACK

DEPARTMENT OF THE ARMY

OFFICIAL BUSINESS  
PENALTY FOR PRIVATE USE, \$300

POSTAGE AND FEES PAID  
DEPARTMENT OF THE ARMY  
DOD-314



Commander  
US Army Communications and  
Electronics Materiel Readiness Command  
ATTN: DRSEL-ME-MQ  
Fort Monmouth, New Jersey 07703

TEAR ALONG DOTTED LINE

FOLD BACK



THEN...JOT DOWN THE  
DOPE ABOUT IT ON THIS  
FORM, TEAR IT OUT, FOLD  
IT AND DROP IT IN THE  
MAIL!

# SOMETHING WRONG WITH THIS MANUAL?

FROM: (YOUR UNIT'S COMPLETE ADDRESS)

DATE

PUBLICATION NUMBER

TM 11-6625-2684-20P

DATE

18 Oct 79

TITLE

TEST SET, LASER INFRARED OBSERVA-  
TION DEVICE TS-3620/GVS-5

BE EXACT...PIN-POINT WHERE IT IS

IN THIS SPACE TELL WHAT IS WRONG  
AND WHAT SHOULD BE DONE ABOUT IT:

PAGE  
NO.

PARA-  
GRAPH

FIGURE  
NO.

TABLE  
NO.

TEAR ALONG DOTTED LINE

TYPED NAME, GRADE OR TITLE, AND TELEPHONE NUMBER

SIGN HERE:

DA FORM 2028-2  
1 AUG 74

P.S.--IF YOUR OUTFIT WANTS TO KNOW ABOUT YOUR MANUAL "FIND," MAKE  
A CARBON COPY OF THIS AND GIVE IT TO YOUR HEADQUARTERS.



FILL IN YOUR  
UNIT'S ADDRESS

FOLD BACK

DEPARTMENT OF THE ARMY

OFFICIAL BUSINESS  
PENALTY FOR PRIVATE USE, \$300

POSTAGE AND FEES PAID  
DEPARTMENT OF THE ARMY  
DOD-314



Commander  
US Army Communications and  
Electronics Materiel Readiness Command  
ATTN: DRSEL-ME-MQ  
Fort Monmouth, New Jersey 07703

TEAR ALONG DOTTED LINE

FOLD BACK

By Order of the Secretary of the Army:

E. C. MEYER  
*General, United States Army*  
*Chief of Staff*

J. C. PENNINGTON  
*Major General, United States Army*  
*The Adjutant General*

Distribution:

*Active Army:*

HISA (Ft Monmouth) (21)  
USAINSCOM (2)  
COE (1)  
TSG (1)  
USAARENBD (1)  
DARCOM (1)  
TRADOC (2)  
OS Maj Cmd (4)  
TECOM (2)  
USACC (4)  
MDW (1)  
Armies (2)  
Corps (2)  
Svc Colleges (1)  
USASIGS (5)  
USAADS (2)  
USAFAS (2)  
USAARMS (2)  
USAIS (2)  
USAES (2)

USAICS (3)  
MAAG (1)  
USARMIS (1)  
USAERDAA (1)  
USAERDAW (1)  
Ft Gordon (10)  
Ft Carson (5)  
Army Dep (1) except:  
    LBAD (14)  
    SAAD (30)  
    TOAD (14)  
    SHAD (3)  
Ft Gillem (1)  
USA Dep (1)  
Sig Sec USA Dep (1)  
Ft Richardson (CERCOM Oft) (2)  
Units org under fol TOE:  
    29-207 (2)  
    29-610 (2)

NG: None.

USAR: None.

For explanation of abbreviations used see, AR 310-50.



This fine document...

Was brought to you by me:



### [Liberated Manuals -- free army and government manuals](#)

Why do I do it? I am tired of sleazy CD-ROM sellers, who take publicly available information, slap “watermarks” and other junk on it, and sell it. Those masters of search engine manipulation make sure that their sites that sell free information, come up first in search engines. They did not create it... They did not even scan it... Why should they get your money? Why are not letting you give those free manuals to your friends?

I am setting this document FREE. This document was made by the US Government and is NOT protected by Copyright. Feel free to share, republish, sell and so on.

I am not asking you for donations, fees or handouts. If you can, please provide a link to [liberatedmanuals.com](http://liberatedmanuals.com), so that free manuals come up first in search engines:

<A HREF=<http://www.liberatedmanuals.com/>>Free Military and Government Manuals</A>

- Sincerely  
Igor Chudov  
<http://igor.chudov.com/>
- [Chicago Machinery Movers](#)