

TECHNICAL MANUAL

ORGANIZATIONAL MAINTENANCE REPAIR PARTS AND SPECIAL TOOLS LISTS

FOR

TS-538/U, TS-538A/U, TS-538B/U

AND

TS-538C/U

(NSN 6625-00-243-5174)

---

H E A D Q U A R T E R S , D E P A R T M E N T O F T H E A R M Y

JULY 1978



TECHNICAL MANUAL

No. 11-6625-213-20P

HEADQUARTERS  
DEPARTMENT OF THE ARMY  
WASHINGTON, DC, 21 July 1978

# ORGANIZATIONAL MAINTENANCE REPAIR PARTS AND SPECIAL TOOLS LISTS

FOR

## TEST SETS

**TS-538/U, TS-538A/U, TS-538B/U,  
and TS-538C/U (NSN 6625-00-243-5174)**

*Current as of 28 February 1978*

### REPORTING OF ERRORS

You can improve this manual by recommending improvements using DA Form 2028-2 located in the back of the manual. Simply tear out the self addressed form, fill it out as shown on the sample, fold it where shown, and drop it in the mail.

If there are no blank DA Form 2028-2 in the back of your manual, use the standard DA Form 2028 (Recommended Changes to Publications and Blank Forms) and forward to the Commander, U S Army Communications and Electronics Materiel Readiness Command, ATTN: DRSEL-MA-Q, Fort Monmouth, New Jersey 07703.

In either case a reply will be furnished direct to you.

### Table of Contents

		Page	Illus Figure
SECTION I.	Introduction . . . . .	1	
	II. Repair parts list . . . . .	5	
Group	00 Test Sets TS-538/U, TS-538A/U, TS-538B/U, TS-538C/U . . . . .	5	1
	01 Test set assembly (1A3) . . . . .	7	2, 3
	0101 Capacitor-resistor assembly (1A3A4) (No parts authorized)		
	0102 Capacitor-resistor assembly (1A3A6) (No parts authorized)		
	0103 Capacitor-resistor assembly (1A3A8) (No parts authorized)		
	0104 Resistor assembly (1A3A15) (No parts authorized)		
	0105 Wave guide assembly (1A3A17) . . . . .	11	4
	0106 Oscillator, radio frequency assembly (1A3A12) (No parts authorized)		
	0107 Attenuator, variable assembly (1A3AT1) (No parts authorized)		
	02 Cable Assembly, Radio Frequency CG-299A/U (No parts authorized)		
	03 Cable Assembly, Power, Electrical CX-337/U (No parts authorized)		
SECTION	III. Special tools list (Not applicable)		
	IV. National stock number and part number index . . . . .	12	

\*This manual supersedes TM 11-6625-213-20P, 31 March 1971.



# SECTION I

## INTRODUCTION

### 1. Scope

This manual lists spares and repair parts; special tools; special test, measurement, and diagnostic equipment (TMDE), and other special support equipment required for performance of organizational maintenance of the TS-538/U, TS-538A/U, TS-538B/U, and TS-538C/U. It authorizes the requisitioning and issue of spares and repair parts as indicated by the source and maintenance codes.

### 2. General

This Repair Parts and Special Tools List is divided into the following sections:

a. *Section II. Repair Parts List.* A list of spares and repair parts authorized for use in the performance of maintenance. The list also includes parts which must be removed for replacement of the authorized parts. Parts lists are composed of functional groups in numeric sequence, with the parts in each group listed in figure and item number sequence.

b. *Section III. Special Tools List.* Not applicable.

c. *Section IV. National Stock and Part Number index.* A list, in National item identification number (NIIN) sequence, of all National stock numbers (NSN) appearing in the listings, followed by a list, in alphameric sequence, of all part numbers appearing in the listings. National stock numbers and part numbers are cross-referenced to each illustration figure and item number appearance.

### 3. Explanation of Columns

a. *Illustration.* This column is divided as follows:

(1) *Figure number.* Indicates the figure number of the illustration on which the item is shown.

(2) *Item number.* The number used to identify item called out in the illustration.

b. *Source, Maintenance, and Recoverability (SMR) Codes.*

(1) *Source code.* Source codes indicate the manner of acquiring support items for maintenance, repair, or overhaul of end items. Source codes are entered in the first and second positions of the Uniform SMR Code format as follows:

Code	Definition
------	------------

PA—Item procured and stocked for anticipated, or known usage.	
---	--

XD—A support item that is not stocked. When required, item will be procured through normal supply channels.

### NOTE

Cannibalization or salvage may be used as a source of supply for any items source coded above except those coded XA and aircraft support items as restricted by AR 700-42.

(2) *Maintenance code.* Maintenance codes are assigned to indicate the levels of maintenance authorized to USE and REPAIR support items. The maintenance codes are entered in the third and fourth positions of the Uniform SMR Code format as follows:

(a) The maintenance code entered in the third position will indicate the lowest maintenance level authorized to remove, replace, and use the support item. The maintenance code entered in the third position will indicate one of the following levels of maintenance:

Code	Application/Explanation
------	-------------------------

O—Support item is removed, replaced, used at the organizational level.	
--	--

(b) The maintenance code entered in the fourth position indicates whether the item is to be repaired and identifies the lowest maintenance level with the capability to perform complete repair (i.e., all authorized maintenance functions). This position will contain one of the following maintenance codes:

Code	Application/Explanation
------	-------------------------

F—The lowest maintenance level capable of complete repair of the support item is the direct support level.	
--	--

Z—Nonreparable. No repair is authorized.	
--	--

(3) *Recoverability code.* Recoverability codes are assigned to support items to indicate the disposition action on unserviceable items. The recoverability code is entered in the fifth position of the Uniform SMR Code format as follows:

Recoverability codes	Definition
Z-Nonreparable item.	When unserviceable, condemn and dispose at the level indicated in position 3.

F—Reparable item. When uneconomically reparable, condemn and dispose at the direct support level.

c. *National Stock Number.* Indicates the National stock number assigned to the item and will be used for requisitioning purposes.

d. *Part Number.* Indicates the primary number used by the manufacturer (individual, company, firm, corporation, or Government activity), which controls the design and characteristics of the item by means of its engineering drawings, specifications, standards, and inspection requirements to identify an item or range of items.

**NOTE**

When a stock number item is requisitioned, the repair part received may have a different part number than the part being replaced.

e. *Federal Supply Code for Manufacturer (FSCM).* The FSCM is a 5-digit numeric code listed in SB 708-42 which is used to identify the manufacturer, distributor, or Government agency, etc.

f. *Description.* Indicates the Federal item name and, if required, a minimum description to identify the item.

g. *Unit of Measure (U/M).* Indicates the standard of the basic quantity of the listed item as used in performing the actual maintenance function. This measure is expressed by a two-character alphabetical abbreviation (e.g., ea, in, pr, etc). When the unit of measure differs from the unit of issue, the lowest. unit of issue that will satisfy the required units of measure will be requisitioned.

h. *Quantity Incorporated in Unit.* Indicates the quantity of the item used in the breakout shown on the illustration figure, which is prepared for a functional group, sub functional group, or an assembly.

**4. Special Information**

a. Usable on codes are shown in the description column. Uncoded items are applicable to all models. Identification of the usable on codes used in this publication are:

Code	Use on
2KL	TS-538/U
4S2	TS-538A/U
AJ2	TS-538B/U
4S3	TS-538C/U

b. The following publication pertains to the TS-538/U, TS-538A/U, TS-538B/U, and TS-538C/U and their components:

TM 11-6625-213-12, Test Sets TS-538/U, TS-538A/U, TS-538B/U, and TS538C/U

c. The illustrations in this manual are identical to those published in TM 11-6625-213-34P. Only those parts assigned the third position SMR maintenance code “C” or “O” are listed in the tabular listing; therefore, there may be a break in the item number sequence. Only illustrations containing organizational authorized items appear in this manual.

**5. How to Locate Repair Parts**

a. When National stock number or part number is unknown.

(1) *First.* Using the table of contents, determine the functional group within which the item belongs. This is necessary since illustrations are prepared for functional groups and listings are divided into the same groups.

(2) *Second.* Find the illustration covering the functional group to which the item belongs.

(3) *Third.* Identify the item on the illustration and note the illustration figure and item number of the item.

(4) *Fourth.* Using the Repair Parts Listing, find the figure and item number noted on the illustration.

b. When National stock number or part number is known.

(1) *First.* Using the Index of National Stock Numbers and Part Numbers, find the pertinent National stock number or part number. This index is in NIIN sequence followed by a list of part numbers in alphameric sequence, cross-referenced to the illustration figure number and item number.

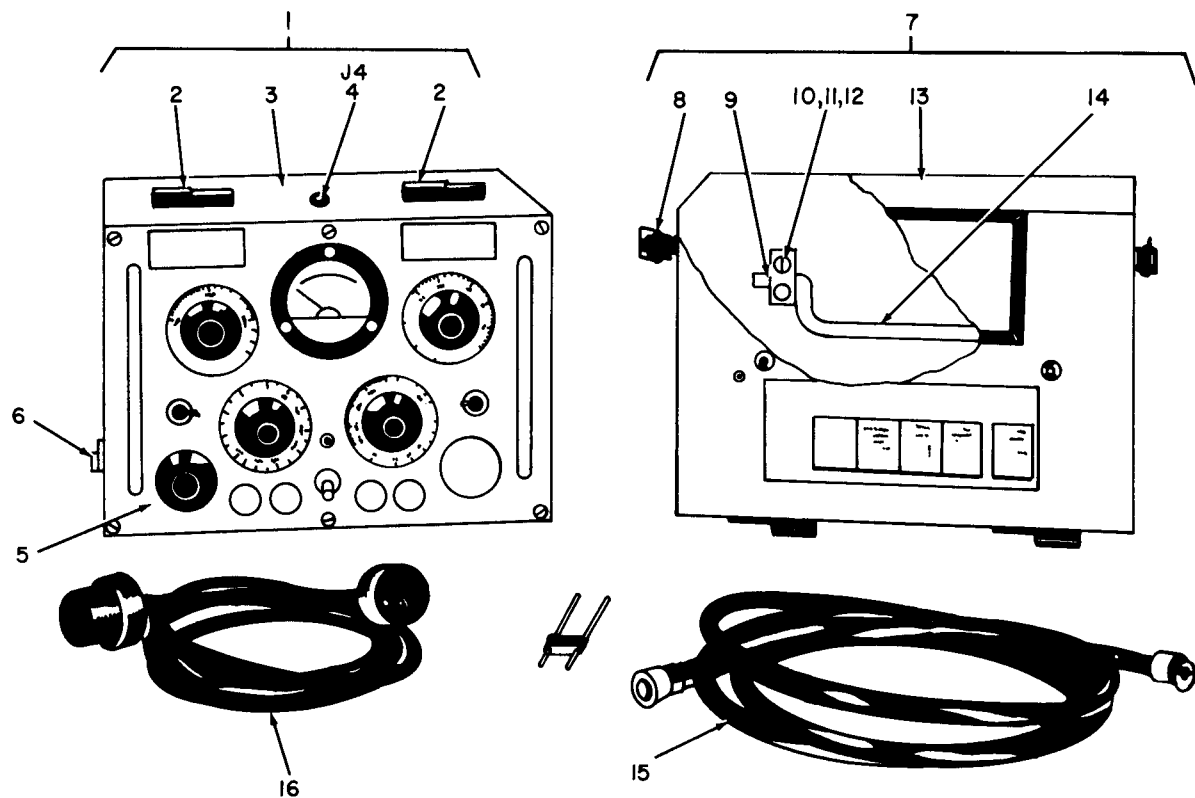
(2) *Second.* After finding the figure and item number, locate the figure and item number in the repair parts list.

**6. Abbreviations**

Not applicable.

(Next printed page is 4)





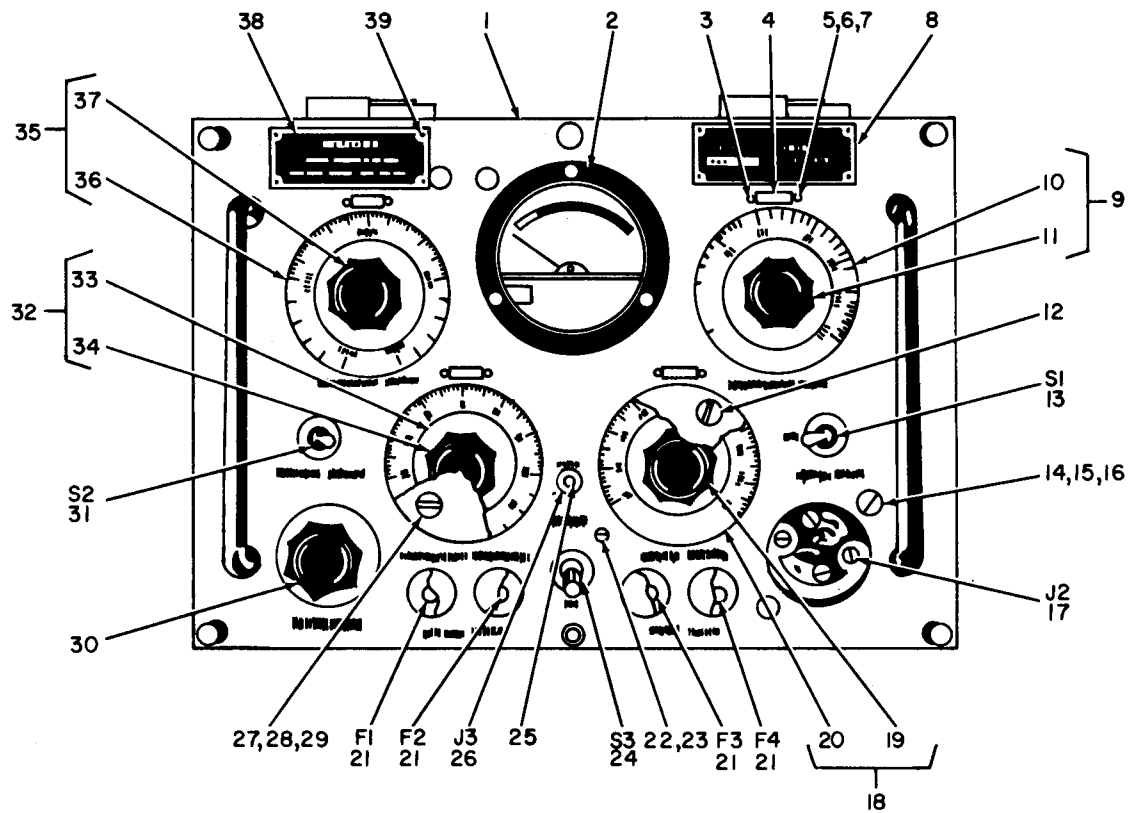
NOTE: ITEM NUMBER 6 IS PART OF 1

EL4PX001

Figure 1. Test Set TS-538/U, TS-538A/U, TS-538B/U, TS-538C/U.



SECTION II						TM11-6625-213-20P			
(1)	(2)	(3)	(4)	(5)	(6)	(7)	(8)		
ILLUSTRATION									
(A)	(B)		NATIONAL		DESCRIPTION		QTY		
FIG	ITEM	SMR	STOCK	PART			INC		
NO	NO	CODE	NUMBER	NUMBER	FSCM	USABLE ON CODE	U/M	IN	UNIT
						GROUP 00 TEST SET TS-538/U,TS-538A/U, TS-5388/U,TS-538C/U			
1	7	XDOFF		SCD93213	80063	COVER ASSEMBLY	EA	1	
1	15	PAOFF	6625-00-577-8287	CG299AU	80058	CABLE ASSEMBLY,RADIO FREQUENCY	EA	1	
1	16	PAOFF	5995-00-577-3470	CX337U	80058	CABLE ASSEMBLY,POWER	EA	1	



EL4PX002

Figure 2. Test Set Assembly (1A3), Front View.

SECTION II						TM11-6625-213-20P			
(1)	(2)	(3)	(4)	(5)	(6)	(7)	(8)		
ILLUSTRATION									
(A)	(B)	NATIONAL		DESCRIPTION					
FIG	ITEM	SMR	STOCK	PART			QTY	INC	
NO	NO	CODE	NUMBER	NUMBER	FSCM	USABLE ON CODE	U/M	IN	UNIT
GROUP 01 TEST SET ASSEMBLY (1A3)									
2	11	XDOZZ		SMB282608	80063	KNOB	EA	1	
2	19	XDOZZ		SMB282608	80063	KNOB	EA	1	
2	21	PAOZZ	5920-00-280-4960	MS90078-11	96906	FUSE, CARTRIDGE	EA	4	
2	30	XDOZZ		4104C	04582	KNOB	EA	1	
2	34	XDOZZ		SMB282608	80063	KNOB	EA	1	
2	37	XDOZZ		SMB282608	80063	KNOB	EA	1	

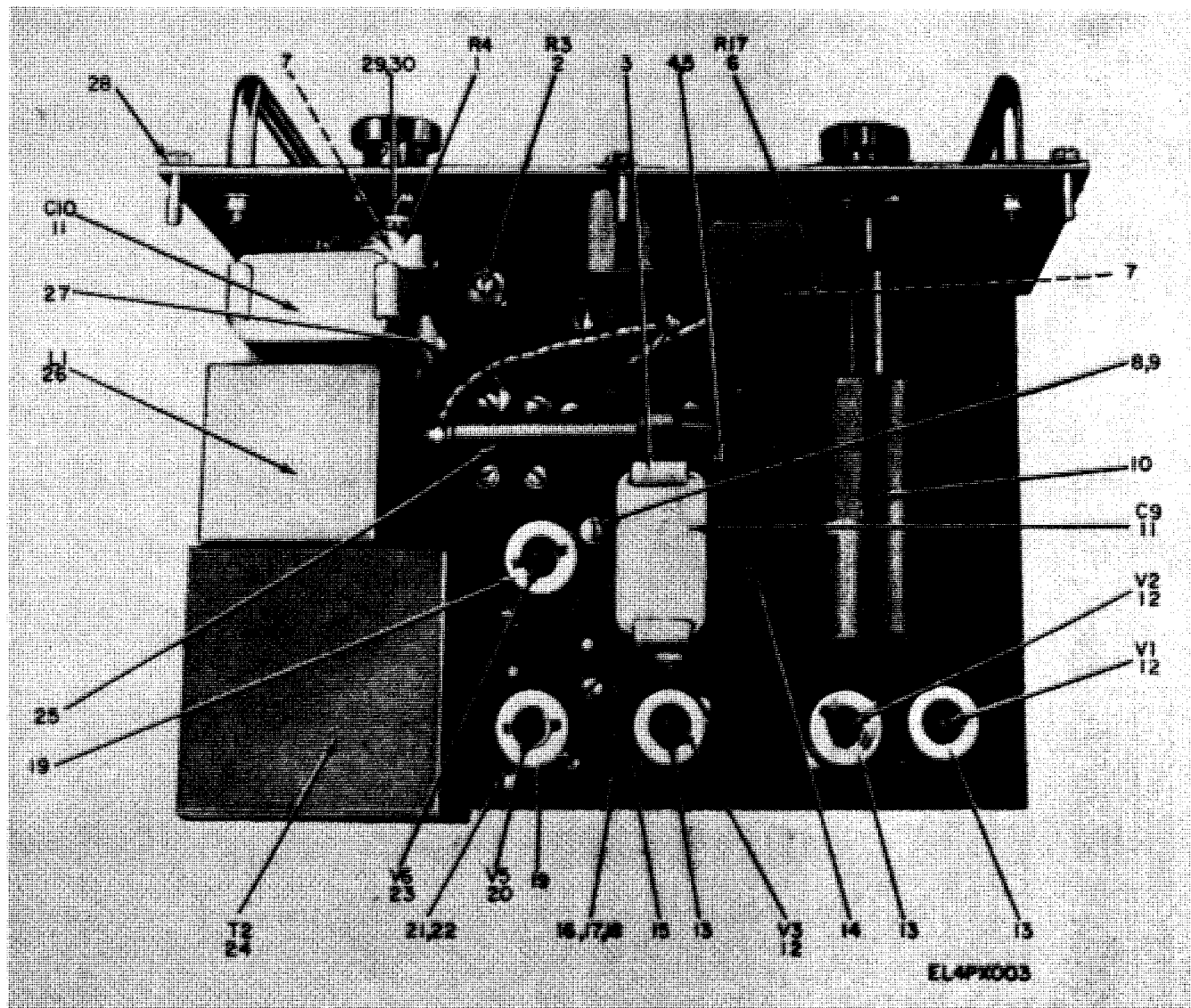


Figure 3. Test Set Assembly (1A3), Top View.

SECTION II		TM11-6625-213-20P						
(1)	(2)	(3)	(4)	(5)	(6)		(7)	(8)
ILLUSTRATION								
(A)	(B)		NATIONAL		DESCRIPTION			QTY
FIG	ITEM	SMR	STOCK	PART				INC
NO	NO	CODE	NUMBER	NUMBER	FSCM	USABLE ON CODE	U/M	IN
								UNIT
3	12	PAOZZ	5960-00-262-0160	6J6WA	81349	ELECTRON TUBE	EA	3
3	13	PAOZZ	5960-00-860-7709	M24251-6-2	81349	SHIELD, ELECTRON TUBE	EA	3
3	19	PAOZZ	5960-00-729-8150	TS102U03	80058	SHIELD, ELECTRON TUBE	EA	2
3	20	PAOZZ	5960-00-166-7661	6X4	81349	ELECTRON TUBE	EA	1
3	23	PAOZZ	5960-00-624-4718	OB2WA	81349	ELECTRON TUBE	EA	1

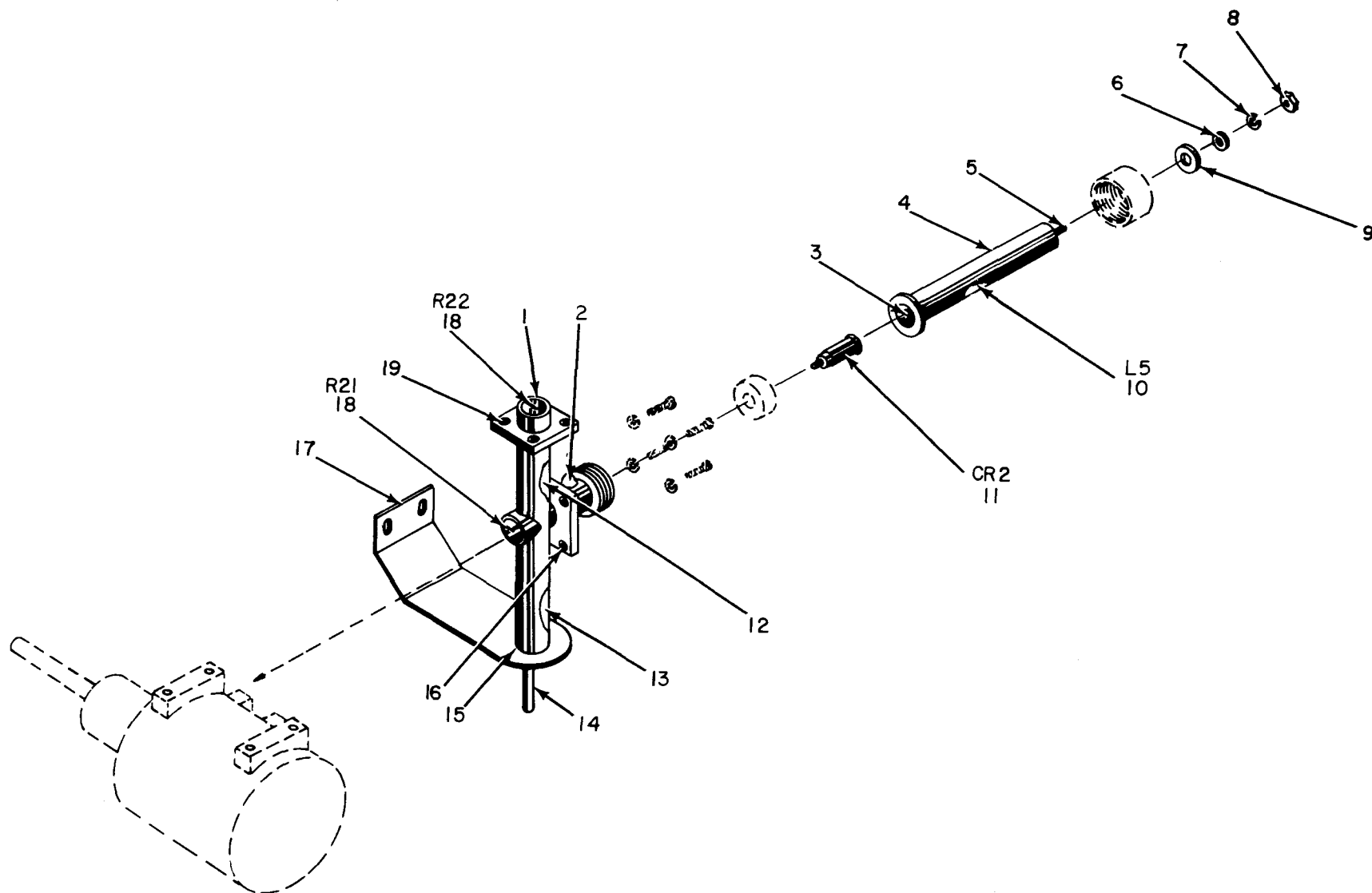


Figure 4. Waveguide Assembly (1A3A17).

EL4PX009

SECTION II						TM11-6625-213-20P			
(1)	(2)	(3)	(4)	(5)	(6)	(7)	(8)		
ILLUSTRATION									
(A)	(B)								
FIG	ITEM	SMR	NATIONAL	PART	DESCRIPTION				
NO	NO	CODE	STOCK	NUMBER	FSCM	USABLE ON CODE	U/M	INC	UNIT
			NUMBER						
GROUP 0105 WAVEGUIDE ASSEMBLY (1A3A17)									
4	3	PAOZZ	6625-00-544-8808	SCB93859	80063	ADAPTER,CRYSTAL SOCKET	EA	1	
4	4	XDOZZ		SCB93865	80063	TUBING	EA	1	
4	5	PAOZZ	5940-00-230-8125	4007-8	04582	TERMINAL,LUG	EA	1	
4	6	PAOZZ	5310-00-045-5203	MS15795-905	96906	WASHER,FLAT	EA	1	
4	7	PAOZZ	5310-00-184-8977	MS35338-98	96906	WASHER,LOCK	EA	1	
4	8	PAOZZ	5310-00-934-9763	MS35649-265	96906	NUT,PLAIN,HEXAG	EA	2	
4	9	XDOZZ		SCB93730-1	80063	WASHER,NON METALLIC	EA	1	
4	10	PAOZZ	5950-00-254-4209	SCB93847	80063	CHOKE,RADIO,FREQUENCY REF DES OF 6K ON 2KL,4S2,4S3,L9 ON AJ2	EA	1	
4	11	PAOZZ	5961-00-615-4309	IN23B	81349	SEMICONDUCTOR DEVICE,DIODE	EA	1	

STOCK NUMBER	FIGURE NO.	ITEM NO.	STOCK NUMBER	FIGURE NO.	ITEM NO.
5960-00-166-7661	3	20	5961-00-615-4309	4	11
5960-00-262-0160	3	12	5960-00-624-4718	3	23
5920-00-280-4960	2	21	5960-00-729-8150	3	19
5995-00-577-3470	1	16	5560-00-860-7709	3	13
6625-00-577-8287	1	15			

PART NUMBER	FSCM	FIG. NO.	ITEM NO.	PART NUMBER	FSCM	FIG. NO.	ITEM NO.
CG299AU	80058	1	15	SMB282608	80063	2	11
CX337U	80058	1	16	SMB282608	80063	2	19
IN238	81349	4	11				
MS90078-11	96906	2	21	4104C	04562	2	30
M24251-6-2	81349	3	13	6J6WA	81349	3	12
OB2WA	81349	3	23	6X4	81349	3	20
SCD93213	80063	1	7				

LATEST NATIONAL STOCK NUMBER ASSIGNMENTS

STOCK NUMBER	FIG. NO.	ITEM NO.	STOCK NUMBER	FIG. NO.	ITEM NO.
5310-00-045-5203	4	6	5950-00-254-4209	4	10
5310-00-184-8977	4	7	6625-00-544-8808	4	3
5940-00-230-8125	4	5	5310-00-934-9763	4	8

LATEST PART NUMBER ASSIGNMENTS

PART NUMBER	FSCM	NO.	NO.	PART NUMBER	FSCM	NO.	NO.
MS15795-905	96906	4	6	SCB93865	80063	4	4
MS35338-98	96906	4	7	SMB282608	80063	2	34
MS35649-265	96906	4	8	SMB282608	80063	2	37
SCB93730-1	80063	4	9	TS102V03	80058	3	19
SCB93847	80063	4	10	4007-8	04582	4	5
SCB93859	80063	4	3				





# SOMETHING WRONG WITH THIS MANUAL?

THEN... JOT DOWN THE DOPE ABOUT IT ON THIS FORM, TEAR IT OUT, FOLD IT AND DROP IT IN THE MAIL!

FROM: (YOUR UNIT'S COMPLETE ADDRESS)

Commander

Stateside Army Depot

ATTN: AMSTA-US

Stateside, N.J. 07703

DATE 10 July 1975

PUBLICATION NUMBER

TM 11-5840-340-12

DATE

23 Jan 74

TITLE

Radar Set AN/P-76

BE EXACT... PIN-POINT WHERE IT IS

IN THIS SPACE TELL WHAT IS WRONG AND WHAT SHOULD BE DONE ABOUT IT:

PAGE NO.

PARA-GRAPH

FIGURE NO.

TABLE NO.

2-25

2-28

Recommend that the installation antenna alignment procedure be changed through to specify a 2° IFF antenna lag rather than 1°.

REASON: Experience has shown that with only a 1° lag, the antenna servo system is too sensitive to wind gusting in excess of 25 knots, and has a tendency to rapidly accelerate and decelerate as it hunts, causing strain to the drive train. Hunting is minimized by adjusting the lag to 2° without degradation of operation.

3-10

3-3

3-1

Item 5, Function column. Change "2 db" to "3db."

REASON: The adjustment procedure for the TRANS POWER FAULT indicator calls for a 3 db (500 watts) adjustment to light the TRANS POWER FAULT indicator.

5-6

5-8

Add new step f.1 to read, "Replace cover plate removed in step e.1, above."

REASON: To replace the cover plate.

F03

Zone C 3. On J1-2, change "+24 VDC to "+5 VDC."

REASON: This is the output line of the 5 VDC power supply. + 24 VDC is the input voltage.

TYPED NAME, GRADE OR TITLE, AND TELEPHONE NUMBER

SSG I. M. DeSpirito 999-1776

SIGN HERE:

DA FORM 2028-2

1 AUG 74

P.S.--IF YOUR OUTFIT WANTS TO KNOW ABOUT YOUR MANUAL "FIND" MAK A CARBON COPY OF THIS AND GIVE IT TO YOUR HEADQUARTERS.

HISA 1686-75





# SOMETHING WRONG WITH THIS MANUAL?

THEN... JOT DOWN THE DOPE ABOUT IT ON THIS FORM, TEAR IT OUT, FOLD IT AND DROP IT IN THE MAIL!

FROM: (YOUR UNIT'S COMPLETE ADDRESS)

DATE

PUBLICATION NUMBER

TM 11-6625-213-20P

DATE

21 July 78

TITLE

BE EXACT... PIN-POINT WHERE IT IS

IN THIS SPACE TELL WHAT IS WRONG AND WHAT SHOULD BE DONE ABOUT IT:

PAGE  
NO.

PARA-  
GRAPH

FIGURE  
NO.

TABLE  
NO.

TEAR ALONG DOTTED LINE

TYPED NAME, GRADE OR TITLE, AND TELEPHONE NUMBER

SIGN HERE:

DA FORM 2028-2  
1 AUG 74

P.S.--IF YOUR OUTFIT WANTS TO KNOW ABOUT YOUR MANUAL "FIND," MAKE A CARBON COPY OF THIS AND GIVE IT TO YOUR HEADQUARTERS.

FILL IN YOUR  
UNIT'S ADDRESS

FOLD BACK

DEPARTMENT OF THE ARMY

OFFICIAL BUSINESS

PENALTY FOR PRIVATE USE, \$300

POSTAGE AND FEES PAID  
DEPARTMENT OF THE ARMY  
DOD-314



Commander  
US Army Communications and  
Electronics Materiel Readiness Command  
ATTN: DRSEL-MA-Q  
Fort Monmouth, New Jersey 07703

TEAR ALONG DOTTED LINE

FOLD BACK



# SOMETHING WRONG WITH THIS MANUAL?

FROM: (YOUR UNIT'S COMPLETE ADDRESS)

DATE

PUBLICATION NUMBER

TM 11-6625-213-20P

DATE

21 July 78

TITLE

BE EXACT...PIN-POINT WHERE IT IS

IN THIS SPACE TELL WHAT IS WRONG  
AND WHAT SHOULD BE DONE ABOUT IT:PAGE  
NO.PARA-  
GRAPHFIGURE  
NO.TABLE  
NO.

TEAR ALONG DOTTED LINE

TYPED NAME, GRADE OR TITLE, AND TELEPHONE NUMBER

SIGN HERE:

FILL IN YOUR  
UNIT'S ADDRESS

FOLD BACK

DEPARTMENT OF THE ARMY

OFFICIAL BUSINESS

PENALTY FOR PRIVATE USE, \$300

POSTAGE AND FEES PAID  
DEPARTMENT OF THE ARMY  
DOD-314



Commander  
US Army Communications and  
Electronics Materiel Readiness Command  
ATTN: DRSEL-MA-Q  
Fort Monmouth, New Jersey 07703

TEAR ALONG DOTTED LINE

FOLD BACK



THEN...JOT DOWN THE  
DOPE ABOUT IT ON THIS  
FORM, TEAR IT OUT, FOLD  
IT AND DROP IT IN THE  
MAIL!

# SOMETHING WRONG WITH THIS MANUAL?

FROM: (YOUR UNIT'S COMPLETE ADDRESS)

DATE

PUBLICATION NUMBER

TM 11-6625-213-20P

DATE

21 July 78

TITLE

BE EXACT...PIN-POINT WHERE IT IS

IN THIS SPACE TELL WHAT IS WRONG  
AND WHAT SHOULD BE DONE ABOUT IT:

PAGE  
NO.

PARA-  
GRAPH

FIGURE  
NO.

TABLE  
NO.

TEAR ALONG DOTTED LINE

TYPED NAME, GRADE OR TITLE, AND TELEPHONE NUMBER

SIGN HERE:

DA FORM 2028-2  
1 AUG 74

P.S.--IF YOUR OUTFIT WANTS TO KNOW ABOUT YOUR MANUAL "FIND," MAIL  
A CARBON COPY OF THIS AND GIVE IT TO YOUR HEADQUARTERS.

FILL IN YOUR  
UNIT'S ADDRESS

FOLD BACK

DEPARTMENT OF THE ARMY

OFFICIAL BUSINESS

PENALTY FOR PRIVATE USE, \$300

POSTAGE AND FEES PAID  
DEPARTMENT OF THE ARMY  
DOD-314



Commander  
US Army Communications and  
Electronics Materiel Readiness Command  
ATTN: DRSEL-MA-Q  
Fort Monmouth, New Jersey 07703

FOLD BACK

TEAR ALONG DOTTED LINE



By Order of the Secretary of the Army:

BERNARD W. ROGERS  
*General, United States Army*  
*Chief of Staff*

Official:

J. C. PENNINGTON  
*Brigadier General, United States Army*  
*The Adjutant General*

Distribution:

*Active Army:*

HISA (Ft Monmouth) (33)  
USAINSCOM (2)  
COE (1)  
TSG (1)  
USAARENBD (1)  
DARCOM (1)  
TRADOC (2)  
OS Maj Comd (4)  
TECOM (2)  
USACC (4)  
MDW (1)  
Armies (2)  
Corps (2)  
VFGH (2)  
Svc Colleges (1)  
USASIGS (5)  
USAADS (2)  
USAFAS (2)  
USAARMS (2)  
USAIS (2)  
USAES (2)  
USAICS (3)  
MAAG (1)  
USARMIS (1)  
USAERDAA (1)  
USAERDAW (1)  
DPG (2)  
JPG (2)  
Ft Carson (5)  
Ft Gillem (10)  
Ft Gordon (10)  
Ft Huachuca (10)  
Ft Richardson (CERCOM Ofc) (2)  
Army Dep (1) except  
LBAD (14)

SAAD (30)  
SHAD (3)  
TOAD (14)  
USA Dep (1)  
Sig USA Dep (2)  
Units Under Fol TOE:  
29-207  
29-610 (2 each)  
6-100  
6-185  
6-186  
6-200  
6-201  
6-300  
6-302  
6-525  
6-526  
6-575  
6-576  
6-700  
6-701  
7-  
7-100  
11-95  
11-117  
11-500 (AA-AC)  
17-  
17-100  
29-134  
37-  
37-100  
39-51  
57-  
67 (1 each)

*ARNG:* None

*USAR:* None

For explanations used, See AR 310-50 for abbreviations.







This fine document...

Was brought to you by me:



### [Liberated Manuals -- free army and government manuals](#)

Why do I do it? I am tired of sleazy CD-ROM sellers, who take publicly available information, slap “watermarks” and other junk on it, and sell it. Those masters of search engine manipulation make sure that their sites that sell free information, come up first in search engines. They did not create it... They did not even scan it... Why should they get your money? Why are not letting you give those free manuals to your friends?

I am setting this document FREE. This document was made by the US Government and is NOT protected by Copyright. Feel free to share, republish, sell and so on.

I am not asking you for donations, fees or handouts. If you can, please provide a link to [liberatedmanuals.com](http://liberatedmanuals.com), so that free manuals come up first in search engines:

<A HREF=<http://www.liberatedmanuals.com/>>Free Military and Government Manuals</A>

- Sincerely  
Igor Chudov  
<http://igor.chudov.com/>
- [Chicago Machinery Movers](#)